



Cite this: *RSC Adv.*, 2018, 8, 42116

Received 30th October 2018
Accepted 11th December 2018

DOI: 10.1039/c8ra08991d

rsc.li/rsc-advances

Solubility of sulfur dioxide in tetraglyme-NH₄SCN ionic liquid: high absorption efficiency†

Qiang Xu, Wei Jiang, Jianbai Xiao and Xionghui Wei *

An easily prepared ionic liquid was synthesized by a one-step method and applied in SO₂ absorption efficiently. The cation of the ionic liquid is a supramolecular structure consisting of NH₄⁺ and tetraglyme, similar to the structure of NH₄⁺ and crown ether, and the anion is selected as SCN⁻. The ionic liquid has good thermal stability. Under the conditions of 293 K and 1 bar, one mol ionic liquid can absorb 2.73 mol SO₂, which is about 30% higher than tetraglyme. The absorption mechanism was characterized using IR and NMR. And the results confirmed that the interaction mechanism between SO₂ and the ionic liquid is a physical interaction rather than a chemical interaction.

1. Introduction

Sulfur dioxide (SO₂) is a common atmospheric pollutant mainly derived from the burning of fossil fuels.¹ SO₂ emitted from flue gas will cause serious harm to the natural environment² and human health.³ In recent years, the theme of removing SO₂ gas from flue gas has attracted widespread attention around the world. At present, a limestone/lime based FGD method is the most widely used flue gas desulfurization technology in industrial practice.^{4,5} However, this method produces a large amount of secondary pollution such as gypsum and industrial wastewater, along with low limestone utilization and poor selectivity, which is difficult to overcome.⁶ Therefore, the development of new desulfurizers with good absorption capacity, selectivity, regenerability, thermal stability and an environmentally friendly nature has become one of the current research hotspots.

Recently, ionic liquids (ILs), as new candidate solvents to absorb SO₂ in flue gas, have been widely studied due to their low saturated vapor pressure,⁷ high thermal and chemical stability, and excellent solubility to some substances.⁸ The ionic liquids used for SO₂ absorption mainly include the following types: guanidinium ionic liquid,^{9–13} hydroxyl ammonium ionic liquid,^{14–16} imidazolium ionic liquid,^{17–21} tetrabutyl ammonium ionic liquid^{22–24} and quaternary phosphine ionic liquids.²⁵ However, these ionic liquids are relatively weak in their ability to absorb SO₂. One reason is that they were not originally designed to absorb SO₂ and therefore are not optimized for SO₂ absorption. The ability of an ionic liquid to absorb SO₂ is closely related to the type of cation and anion of the ionic liquid itself.

For example, the absorption capacity of [C₄Py][BF₄] ionic liquid at 293 K and 0.1 MPa is 0.440 g g⁻¹ ionic liquid, which is better than that of [C₈Py][BF₄] (0.378 g g⁻¹ ionic liquid) but weaker than [C₄Py][SCN] (0.841 g g⁻¹ ionic liquid).²⁶

In order to improve the absorption capacity of ionic liquids, researchers prepared a variety of functional ionic liquids. There are two main types of functional ionic liquids, including ether functional ionic liquids^{27–31} and amine functional ionic liquids.^{32–34} The latter generally has poor selectivity and desorption ability due to its chemical interaction with SO₂. In contrast, the former have better absorption ability and superior selectivity than those of the original ionic liquids due to the physical interaction between the ether functional groups and SO₂.

As a functional group, ether groups, mainly referred to herein as ethylene glycol and its derivatives, have good absorption capacity and good regenerability for SO₂, thus giving it a wide range of potential industrial applications.^{35,36} However, ethylene glycol and its derivatives alone have two disadvantages that are difficult to overcome. One is its less prominent SO₂ absorption capacity and the other is its relatively high vapor pressure. The latter causes it to be more volatile during the absorption-regeneration process, which in turn leads to excessive solvent loss. The introduction of ethylene glycol and its derivatives into ionic liquids could effectively solve the above two problems. As functional groups in the ether-based ionic liquid, ethylene glycol and its derivatives make the ether-based ionic liquids have many of the advantages mentioned above in absorbing SO₂.

Conventional ether functional ionic liquids are difficult to industrialize due to their complicated synthesis and high cost. A simple one-step method by mixing and stirring was developed for ionic liquid synthesis. And this type ionic liquids have been used in nonaqueous electrolytes in Li batteries^{37,38} and CO₂ absorption.³⁹ This method is dedicated to solving the problem

College of Chemistry and Molecular Engineering, Peking University, 100871, PR China.
E-mail: xhwei@pku.edu.cn

† Electronic supplementary information (ESI) available. See DOI: 10.1039/c8ra08991d



that conventional ionic liquids are difficult to synthesize. We have previously prepared a series of glycine-lithium salt ionic liquids and studied their absorption of SO_2 .⁴⁰ These readily synthesized glyme-lithium salt ionic liquids have a greater thermal stability than glymes while maintaining similar SO_2 absorption capabilities. However, the higher price of lithium salt leads to higher cost of preparation of the corresponding ionic liquid, which severely limits the application of the ionic liquid in desulfurization. In order to solve this problem and further improve the absorption capacity of ionic liquids for SO_2 , a novel ether-based ionic liquid with advantages of simple synthesis, strong absorption capacity and low cost has been developed.

This ionic liquid was synthesized by tetraglyme (G4) and NH_4SCN , and its structure is shown in Fig. 1. In order to increase the SO_2 absorption capacity of the ionic liquid, SCN^- was chosen as the anion. The absorption and desorption performance of the ionic liquid were investigated. The interaction mechanism between the ionic liquid and SO_2 was also studied by infrared spectroscopy (IR) and nuclear magnetic resonance (NMR).

2. Experimental section

2.1 Chemicals

Tetraglyme (AR) was purchased from Shanghai Aladdin Bio-Chem Technology Co., LTD, and NH_4SCN (AR) was purchased from Sinopharm Chemical Reagent Co., Ltd. All reagents were used without further purification. Chromatographic grade ethanol and distilled water are also used for this work. Certified standard pure SO_2 gas (>99.9%) and N_2 (99.9% purity) supplied by Beijing Gas Centre, Peking University (China) is used to determine the SO_2 absorption capacity of the ionic liquid.

2.2 Preparation of the ionic liquid

Tetraglyme and NH_4SCN were mixed in a molar ratio of 1 : 1, and then the liquid mixture was stirred and heated at 303 K for 6 hours, so that $[\text{NH}_4\text{-tetraglyme}][\text{SCN}]$ ionic liquid can be obtained. The ionic liquid was then dried under vacuum for 48 hours at room temperature. The resulting ionic liquid is a clear, pale yellow liquid.

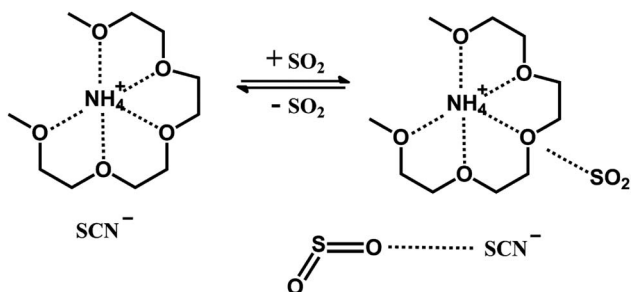


Fig. 1 Structure of $[\text{NH}_4^+\text{-tetraglyme}][\text{SCN}^-]$ ionic liquid before and after absorbing SO_2 .

2.3 Absorption and desorption of SO_2

The absorption and desorption experiments of SO_2 were carried out in an absorption tube with an inner diameter of 15 mm. SO_2 at a flow rate of 100 mL min^{-1} was bubbled through the absorbent tube containing absorber sample. The constant temperature required for absorption and regeneration is maintained by a circulating water bath into which the absorber tube is immersed. The absorption capacity of SO_2 was determined by means of weighing. In the absorption experiments under different pressures, a mixed gas having different partial pressures of SO_2 was obtained by controlling the flow rates of SO_2 and N_2 . In the regeneration experiment, the temperature was maintained at 353 K, and the flow rate of nitrogen was 100 mL min^{-1} . And the analytical method was similar to that of absorption.

3. Results and discussion

3.1 Properties of the ionic liquid

The conductivity of the ionic liquid was measured to be $1528 \mu\text{S cm}^{-1}$. In contrast, tetraglyme itself has a conductivity of 0. The viscosity of ionic liquid is 104 mPa s at 298 K, which is 31 times that of tetraglyme (3.295 mPa s (ref. 41)) at the same temperature.

The ionic liquid was characterized by MS, NMR and IR. The result of MS is shown in Fig. S1 in ESI.† It can be clearly seen that the ionic liquid has a cationic molecular weight of about 240.2, which is the sum of the molecular weight of tetraglyme and the molecular weight of ammonium ion. It is reasonably speculated that cation in ionic liquid should consist of an ammonium ion and a tetraglyme molecule with a structure similar to that of crown ether-ammonium ion, as shown in Fig. 1.

An external reference (CDCl_3) method was used in $^1\text{H-NMR}$ and $^{13}\text{C-NMR}$ to avert the solvent effect by the deuterated reagents. The chemical shifts of the H atoms are shown in Fig. 2. It can be seen from the figure that the chemical shifts of the hydrogen atoms in the ether functional group move to the high field, and the chemical shifts change from 3.95, 3.85, and 3.69 of tetraglyme to 3.88, 3.81 and 3.61 of the ionic liquid, respectively. The main reason for the change in chemical shifts is that the deshielding effect caused by oxygen atoms is inhibited in virtue of the interaction between NH_4^+ and the oxygen atoms in tetraglyme group. The chemical shift of the H atom attached to the N atom appears at 7.05. Further, solvents having different molar ratio of tetraglyme and NH_4SCN including 1 : 0.2, 1 : 0.4, 1 : 0.6 and 1 : 0.8, was prepared and the $^1\text{H-NMR}$ spectra is shown in Fig. S2 in ESI.† According to the spectra, H atoms of NH_4^+ ions at different solvents above have similar chemical shifts, which means that the interaction strength between NH_4^+ ions and tetraglyme is close in several different solvents including the ionic liquid. The chemical shifts of the H atom in tetraglyme group also moves to the high field as the NH_4SCN content increases in the solvents, which confirms the deshielding effect is inhibited in the ionic liquid.



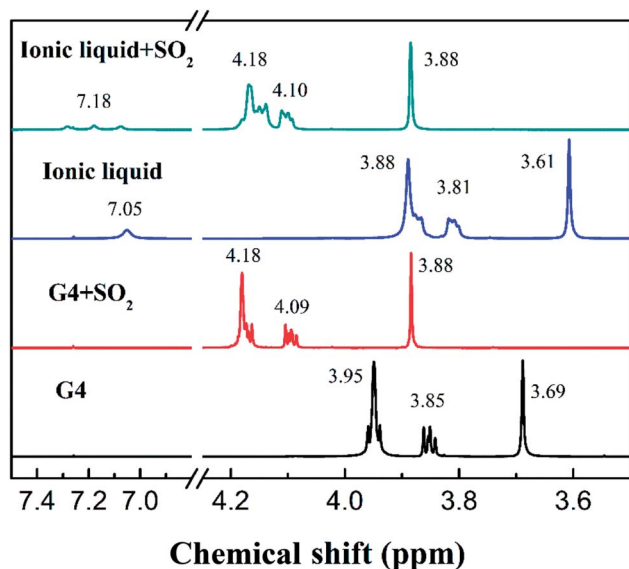


Fig. 2 ^1H -NMR spectra of tetraglyme, tetraglyme after SO_2 absorption, $[\text{NH}_4^+\text{-tetraglyme}][\text{SCN}]$ and $[\text{NH}_4^+\text{-tetraglyme}][\text{SCN}]$ after SO_2 absorption, with CDCl_3 as an external reference.

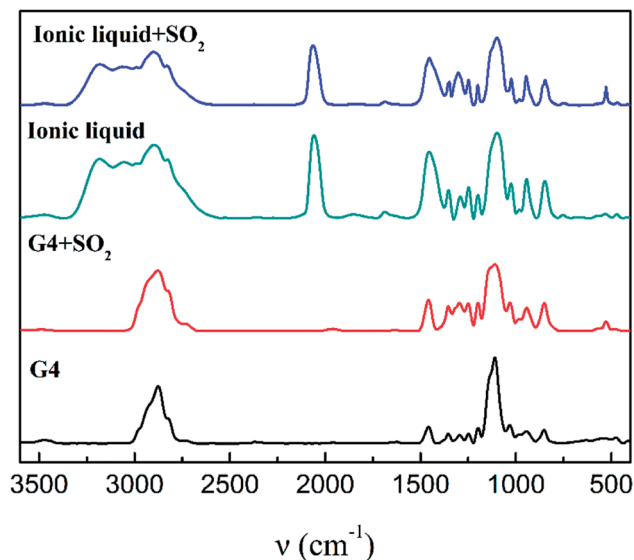


Fig. 4 IR spectra of tetraglyme, tetraglyme after SO_2 absorption, $[\text{NH}_4^+\text{-tetraglyme}][\text{SCN}]$ and $[\text{NH}_4^+\text{-tetraglyme}][\text{SCN}]$ after SO_2 absorption.

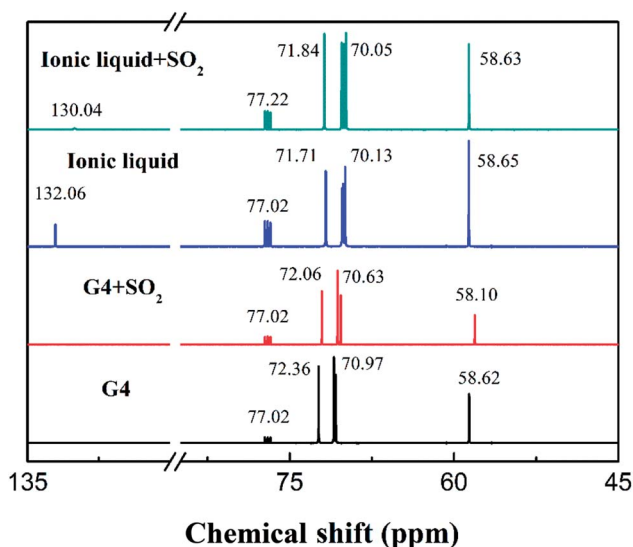


Fig. 3 ^{13}C -NMR spectra of tetraglyme, tetraglyme after SO_2 absorption, $[\text{NH}_4^+\text{-tetraglyme}][\text{SCN}]$ and $[\text{NH}_4^+\text{-tetraglyme}][\text{SCN}]$ after SO_2 absorption, with CDCl_3 as an external reference.

However, in the ^{13}C -NMR spectrum shown in Fig. 3, there is no significant change in the chemical shifts of the tetraglyme carbon atoms after the formation of the ionic liquid. This indicates that there is no significant interaction between NH_4^+ and the carbon atoms of tetraglyme group in the ionic liquid. The existing ion-dipole interaction and hydrogen bonding between the two substances mainly occur between the hydrogen atoms of NH_4^+ and the oxygen atoms of tetraglyme.

Fig. 4 is an IR spectrum of tetraglyme and $[\text{NH}_4\text{-tetraglyme}][\text{SCN}]$ ionic liquid before and after SO_2 absorption. There is no significant shift in the C-O vibration peak at 1110 cm^{-1} and the

C-C vibration peak at 1430 cm^{-1} , when tetraglyme forms an ionic liquid with NH_4SCN . A closer comparison of the spectra of the two materials reveals another difference: the ionic liquid has a distinct absorption peak of SCN^- at 2064 cm^{-1} . Meanwhile, tetraglyme has a C-H vibration peak at 2876 cm^{-1} , but after the formation of ionic liquid, the displacement of this absorption peak changes significantly, which in turn produces a huge absorption peak between 2827 cm^{-1} and 3184 cm^{-1} . This phenomenon indicates that after the formation of the ionic liquid, a very strong hydrogen bond is formed between the tetraglyme and the NH_4^+ , resulting in a significant change in the position of the C-H bond in the tetraglyme molecular.

The result of thermogravimetric analysis of tetraglyme and $[\text{NH}_4\text{-tetraglyme}][\text{SCN}]$ ionic liquid is shown in Fig. 5. It shows

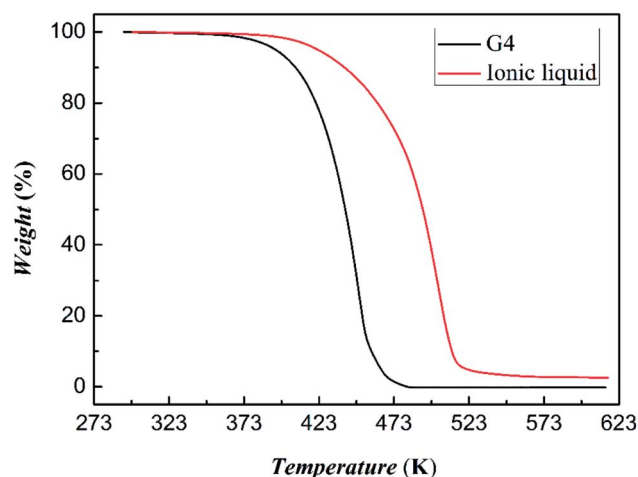


Fig. 5 Thermal gravimetric analysis of tetraglyme and $[\text{NH}_4^+\text{-tetraglyme}][\text{SCN}]$ ionic liquid.



that the initial decomposition temperature of tetraglyme and the ionic liquid is 371 K and 389 K, respectively. It can be seen that the thermal stability of the $[\text{NH}_4\text{-tetraglyme}][\text{SCN}]$ ionic liquid is significantly better than that of tetraglyme itself. It was further noted that the temperature of the absorption experiment did not exceed 313 K, and the temperature of the desorption experiment was 353 K. This means that the normal operating temperature of the desulfurizer will generally not exceed 353 K. Therefore, we performed a constant temperature thermogravimetric experiment on $[\text{NH}_4\text{-tetraglyme}][\text{SCN}]$ ionic liquid and tetraglyme at 353 K. The results are shown in Fig. S3 in ESI.† As can be seen from the figure, tetraglyme has a higher volatility at 353 K, while the thermal stability of ether ionic liquid is rather low. This means that latter has satisfactory volatilization rate during the absorption–desorption process of the desulfurization experiment, avoiding excessive solvent loss in practical applications, thereby reducing the cost of desulfurization and avoiding environmental hazards caused by volatilization as much as possible.

Further thermal analysis experiments confirmed the strength of tetraglyme and NH_4SCN , as shown in Fig. S4 in ESI.† According to DSC and TGA results, the interaction strength of tetraglyme and NH_4SCN is about 4.03 kJ mol^{-1} at 373 K, which is close to the interaction strength between 15-crown-5 and NH_4Cl .^{42,43}

3.2 Absorption capacity of ionic liquid

The absorption capacity of SO_2 at different temperatures and 1 bar is measured as shown in Fig. 6. It can be clearly seen that as the temperature increases, the absorption capacity of both the tetraglyme and the ionic liquid on the SO_2 gas is decreased. However, at all temperatures studied, the ionic liquid has an absorption capacity that is about 30% higher than that of tetraglyme. At the condition of 293 K and 1 bar, 1 mol this ionic liquid can absorb about 2.73 mol of SO_2 . Correspondingly, the absorption capacity of tetraglyme is 2.10 mol. The

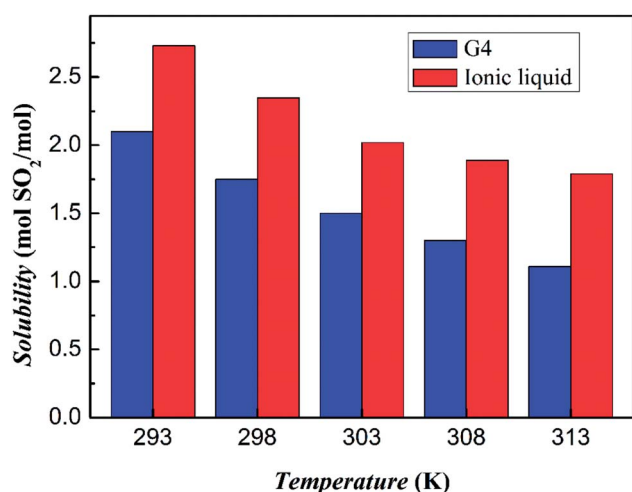


Fig. 6 SO_2 absorption capacities of tetraglyme and $[\text{NH}_4^+\text{-tetraglyme}][\text{SCN}]$ at different temperatures with the pressure of SO_2 equal to 1 bar.

result of the unit mass absorption capacity of tetraglyme and the ionic liquid is shown in Fig. S5 in ESI.† And it is apparent that the ionic liquid has a better unit mass absorption capacity than tetraglyme at the temperature exceeding 303 K.

The effect of SO_2 partial pressure on the absorption of SO_2 by ionic liquid has also been investigated. The results are shown in Fig. 7. As can be seen from the figure, when the SO_2 volume fraction is increased from 20% to 100%, the absorption of the ionic liquid is increased from 0.61 mol SO_2 pre mol ionic liquid to 2.73 mol SO_2 pre mol ionic liquid at 293 K. It can be seen that with the increase of the volume fraction of SO_2 gas, the absorption of SO_2 by the ionic liquid gradually increases, and both the two variables have a linear relationship. This suggests that the absorption between the ionic liquid and SO_2 should be dominated by physical interaction.

The SO_2 absorption capacities of solvents with different molar ratio of tetraglyme and NH_4SCN were also test and the results are shown in Fig. 8. Under the condition of 303 K and 1 bar, the solvents have similar unit mass absorption from 0.41 g g^{-1} to 0.44 g g^{-1} . However, it should be noted that the absorption per mole of solvent increased from 1.50 mol to 2.02 mol, as the NH_4SCN content increases from 1 : 0.2 to 1 : 1. The increase of molar absorption is presumed to originate from the influence of SCN^- in the solvents.

3.3 Regeneration

Based on these behaviors of the ionic liquid, after the ionic liquid absorbs SO_2 , it can be desorbed by heating, nitrogen stripping or vacuum depressurization. Here, the desorption ability of the ionic liquid after absorbing SO_2 was studied by a heating with nitrogen stripping method. The results show that after five absorption–desorption cycles, the absorption of SO_2 by $[\text{NH}_4\text{-tetraglyme}][\text{SCN}]$ ionic liquid still have 99% capacity of the initial absorption, and the desorption rate reaches 98% (see Fig. S6 in ESI.†). It can be seen that the $[\text{NH}_4\text{-}$

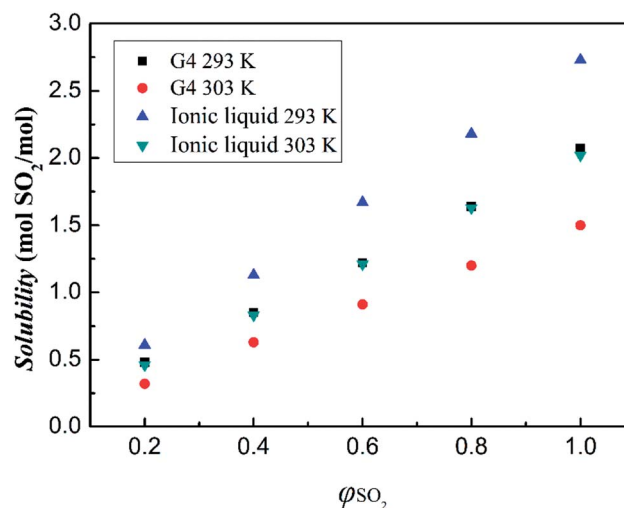


Fig. 7 SO_2 absorption capacities of tetraglyme and $[\text{NH}_4^+\text{-tetraglyme}][\text{SCN}]$ at different SO_2 partial pressures under the temperature of 293 K and 303 K.



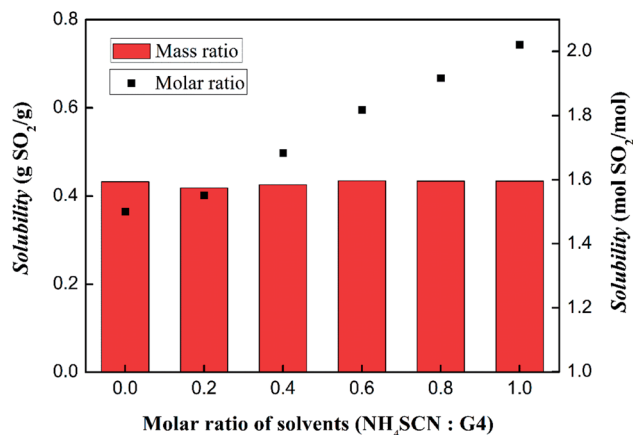


Fig. 8 SO₂ absorption capacities of solvents with different NH₄SCN and tetraglyme molar ratio under the condition of 303 K and 1 bar.

tetraglyme][SCN] ether ionic liquid has good absorption and desorption properties at the same time, which makes the absorbing-stripping process possible. Apparently, the negligible volatilization loss of the solvent facilitates its industrial application.

3.4 Mechanism

Tetraglyme has been proved that it has good absorption of SO₂ and regenerative capacity, due to the physical interaction between tetraglyme and SO₂.^{36,44} As the ionic liquid exhibits better absorption and similar regeneration performance than tetraglyme, it is speculated that there is a large similarity in the absorption mechanism between them. ¹H-NMR, ¹³C-NMR and IR are further used in the study of absorption mechanisms.

SO₂ has the characteristics of three absorption peaks in the infrared spectrum.⁴⁵ The antisymmetric stretching vibration peak around 1330 cm⁻¹ and the bending vibration peak near 528 cm⁻¹ can be seen clearly after the ionic liquid absorbs SO₂. However, the symmetric stretching vibration peak at 1150 cm⁻¹ overlaps with the position of the C–O vibration peak, thereby covering the vibration peak of SO₂. This result is quite consistent with the infrared spectrum before and after SO₂ absorption by tetraglyme alone. There was no significant change in the large absorption peaks of 2827 cm⁻¹ to 3184 cm⁻¹ before and after absorption of SO₂, indicating that NH₄⁺ itself had little effect on SO₂ absorption, and the supra-molecular structure of the cation still retains after absorbing SO₂. Comparing the infrared spectrum of the ionic liquid before and after SO₂ absorption, it can be seen that there is no significant change in the position of all absorption peaks of ionic liquid, and no new absorption peaks were produced except for the absorption peak of SO₂. This indicates that after the ionic liquid absorbs SO₂, there is no new chemical bond formation in the system, and the main interaction between SO₂ and the ionic liquid is the physical interaction.

As can be seen from the ¹H-NMR data of Fig. 2, when the tetraglyme and the ionic liquid absorb SO₂, the chemical shifts

of all hydrogen atoms move toward the lower field. After the absorption of SO₂ by tetraglyme, the chemical shifts of hydrogen atoms move from 3.95, 3.85, 3.69 to 4.18, 4.09, 3.88, respectively. And the absorption of SO₂ by [NH₄-tetraglyme][SCN] ionic liquid causes the chemical shift of hydrogen atoms to move from 3.88, 3.81, 3.61 to 4.18, 4.10, 3.88, respectively. It can be seen that the two solvents have similar chemical shift changes after SO₂ absorption and the moving directions of the two substances are consistent because the displacement change is caused by the magnetic susceptibility anisotropy due to the aromatic circulation effect of SO₂. This means that the absorption mechanism of the SO₂ by the tetraglyme group of the ionic liquid is similar to that of the tetraglyme absorbing SO₂ alone, that is, the physical interaction plays a major role. Further, the chemical shift of H on NH₄⁺ also moves, and the single peak changes to a triple peak after the absorption of SO₂, which means that the structure of ionic liquid cations gets more rigid.

In the ¹³C-NMR spectrum shown in Fig. 3, we can see that there is no significant changes in the chemical shift of the tetraglyme group carbon atom after the ionic liquid absorbing SO₂. However, it should be noted that after the absorption of SO₂ by the ionic liquid, the chemical shift of carbon atoms in SCN⁻ has changed noticeable from 132.06 to 130.04. The ion–dipole interaction between SCN⁻ and SO₂ is assumed to cause the nitrogen atom on the SCN⁻ to reduce a deshielding effect on the carbon atoms on it, leading the chemical shift of its carbon atoms to move toward the high field. The chemical shifts of other carbon atoms are not significantly changed. This indicates that the interaction that causes the ionic liquid to significantly enhance the absorption capacity of SO₂ mainly occurs between SO₂ and the carbon atom of the SCN⁻, rather than the carbon atoms of tetraglyme.

In summary, based on the above spectral results and by comparing SO₂ absorption capacity of solvents with different molar ratios of tetraglyme and NH₄SCN, it is considered that the charge transfer between SO₂ and the cation in the ionic liquid plays a major role in the process of SO₂ absorption by the ionic liquid, and the van der Waals force between SO₂ and SCN⁻ also plays an important role, which make the molar absorption of ionic liquid to increase about 30% compared with that of tetraglyme.

3.5 Comparison of SO₂ absorption capacity in different ionic liquids

In order to evaluate the absorption performance of this ionic liquid, we compared it with other ionic liquids, as shown in Table 1. [NH₄-tetraglyme][SCN] exhibits satisfactory SO₂ absorption capacity under the same conditions compared with other ionic liquids, and its ability to absorb SO₂ exceeds that of most non-functionalized ionic liquids. And it shows excellent regeneration ability. Moreover, compared with other traditional ionic liquids and functional ionic liquids, this kind of ionic liquid has the advantages of low cost and easy synthesis, making it more conducive to practical application.



Table 1 Comparison of SO₂ absorption capacity in different ionic liquids⁴⁶

Ionic liquids	Absorption temperature (K)	Absorption Capacity at 1 bar (mol SO ₂ /mol IL)
[NH ₄ -tetraglyme][SCN]	293	2.73
[TMG][L] ⁹	313	1.7 ^a
[TMG][BF ₄] ¹⁰	293	1.27
[BMIM][BF ₄] ¹⁰	293	1.50
[TMG][PhO] ¹³	293	2.58
[TEA][L] ¹⁴	298	0.983
[N ₂₂₂₄][dimalonate] ²²	313	1.88
[HMPY][NTf ₂] ¹⁷	298	1.092 ^b
[BMIM][OAc] ¹⁹	298	1.91
[BMIM][MeSO ₃] ¹⁹	298	2.11
[P ₆₆₆₆₁₄][Tetz] ³²	293	3.72
[P ₆₆₆₆₁₄][BenIm] ²⁵	293	5.75
[E ₃ mim][Tetz] ³¹	303	4.43
[E ₀ mim][MeSO ₃] ³⁰	303	2.30
[E ₈ mim][MeSO ₃] ³⁰	303	6.30
[Emim][SCN] ³⁴	293	2.99
PEG ₁₅₀ MeDABCONTf ₂ (ref. 27)	298	4.38

^a 1.2 bar. ^b 1.1 bar.

4. Conclusion

[NH₄-tetraglyme][SCN] ionic liquid was prepared and its absorption capacity and absorption mechanism of SO₂ were studied. Ammonium ion forms a relatively stable supramolecular structure through ion-dipole interaction and hydrogen bonding with tetraglyme, and this supermolecule structure is the cationic portion of the ionic liquid. This ionic liquid has remarkable features such as easy to prepare, low cost, and high thermal stability. This makes it possible for the ionic liquid to be a promising candidate to be applied in desulfurization absorbing-regenerating chemical process. [NH₄-tetraglyme][SCN] has strong absorption and desorption capacity for SO₂ and one mol the ionic liquid can absorb about 30% more SO₂ than tetraglyme. The results of IR and NMR experiments confirmed that the interaction mechanism between SO₂ and the ionic liquid is physical interaction rather than chemical interaction, which makes it easier to desorb SO₂ from the ionic liquid in the regeneration process.

Conflicts of interest

There are no conflicts of interest to declare.

Notes and references

- M. A. Siddiqi, J. Krissmann, P. Peters-Gerth, M. Luckas and K. Lucas, *J. Chem. Thermodyn.*, 1996, **28**, 685–700.
- Y. J. Du, M. L. Wei, K. R. Reddy, Z. P. Liu and F. Jin, *J. Hazard. Mater.*, 2014, **271**, 131–140.
- J. D. Spengler, B. G. Ferris Jr, D. W. Dockery and F. E. Speizer, *Environ. Sci. Technol.*, 1979, **13**, 1276–1280.
- Y. Shao, D. He, C. Qin, J. Ran and L. Zhang, *Greenhouse Gases: Sci. Technol.*, 2017, **7**, 637–648.
- M. Teramoto, Q. Huang, T. Maki and H. Matsuyama, *Sep. Purif. Technol.*, 1999, **16**, 109–118.
- Y. H. Dang, Y. H. Qi and H. F. Wang, *J. Iron Steel Res. Int.*, 2010, **22**, 1–6.
- M. J. Earle, J. M. S. S. Esperança, M. A. Gilea, J. N. Canongia Lopes, L. P. N. Rebelo, J. W. Magee, K. R. Seddon and J. A. Widegren, *Nature*, 2006, **439**, 831–834.
- J. L. Anderson, R. Ding, A. A. Ellern and D. W. Armstrong, *J. Am. Chem. Soc.*, 2005, **127**, 593–604.
- W. Z. Wu, B. X. Han, H. X. Gao, Z. M. Liu, T. Jiang and J. Huang, *Angew. Chem.*, 2004, **43**, 2415–2417.
- J. Huang, A. Riisager, P. Wasserscheid and R. Fehrmann, *Chem. Commun.*, 2006, 4027–4029.
- Y. Wang, C. Wang, L. Zhang and H. Li, *Phys. Chem. Chem. Phys.*, 2008, **10**, 5976–5982.
- G. Yu and X. Chen, *J. Phys. Chem. B*, 2011, **115**, 3466–3477.
- Y. Shang, H. Li, S. Zhang, H. Xu, Z. Wang, L. Zhang and J. Zhang, *Chem. Eng. J.*, 2011, **175**, 324–329.
- X. L. Yuan, S. J. Zhang and X. M. Lu, *J. Chem. Eng. Data*, 2007, **2**, 596–599.
- S. H. Ren, Y. C. Hou, W. Z. Wu, Q. Y. Liu, Y. F. Xiao and X. T. Chen, *J. Phys. Chem. B*, 2010, **114**, 2175.
- S. H. Ren, Y. C. Hou, W. Z. Wu and M. J. Jin, *Ind. Eng. Chem. Res.*, 2014, **50**, 998–1002.
- J. L. Anderson, J. K. Dixon, E. J. Maginn and J. F. Brennecke, *J. Phys. Chem. B*, 2006, **110**, 15059–15062.
- L. J. A. Siqueira, R. A. Ando, F. F. C. Bazito, R. M. Torresi, P. S. Santos and M. C. C. Ribeiro, *J. Phys. Chem. B*, 2008, **112**, 6430–6435.
- M. B. Shiflett and A. Yokozeki, *Energy Fuels*, 2010, **24**, 1001–1008.
- M. B. Shiflett and A. Yokozeki, *Ind. Eng. Chem. Res.*, 2010, **49**, 1370–1377.
- S. D. Tian, Y. C. Hou, W. Z. Wu, S. H. Ren and C. Zhang, *RSC Adv.*, 2013, **3**, 3572–3577.



- 22 K. Huang, G. N. Wang, Y. Dai, Y. T. Wu, X. B. Hu and Z. B. Zhang, *RSC Adv.*, 2013, **3**, 16264–16269.
- 23 B. Guo, E. Duan, A. Ren, Y. Wang and H. Liu, *J. Chem. Eng. Data*, 2010, **55**, 1398–1401.
- 24 K. Huang, Y. L. Chen, X. M. Zhang, S. Xia, Y. T. Wu and X. B. Hu, *Chem. Eng. J.*, 2014, **237**, 478–486.
- 25 G. Cui, W. Lin, F. Ding, X. Luo, X. He, H. Li and C. Wang, *Green Chem.*, 2014, **3**, 1211–1216.
- 26 S. Zeng, H. Gao, X. Zhang, H. Dong, X. Zhang and S. Zhang, *Chem. Eng. J.*, 2014, **25**, 248–256.
- 27 Z. Z. Yang, L. N. He, Q. W. Song, K. H. Chen, A. H. Liu and X. M. Liu, *Phys. Chem. Chem. Phys.*, 2012, **14**, 15832–15839.
- 28 A. Yokozeki and M. B. Shiflett, *Energy Fuels*, 2009, **23**, 4701–4708.
- 29 X. Meng, J. Wang, H. Jiang, X. Zhang and S. Liu, *J. Chem. Technol. Biotechnol.*, 2017, **92**, 767–774.
- 30 S. Y. Hong, J. Im, J. Palgunadi, L. D. Sang, J. S. Lee and H. S. Kim, *Energy Environ. Sci.*, 2011, **4**, 1802–1806.
- 31 G. Cui, C. Wang, J. Zheng, Y. Guo, X. Luo and H. Li, *Chem. Commun.*, 2012, **48**, 2633–2635.
- 32 C. Wang, G. Cui, X. Luo, Y. Xu, H. Li and S. Dai, *J. Am. Chem. Soc.*, 2011, **133**, 11916–11919.
- 33 G. K. Cui, J. J. Zheng, X. Y. Luo, W. J. Lin, F. Ding, H. R. Li and C. M. Wang, *Angew. Chem., Int. Ed.*, 2013, **52**, 10620–10624.
- 34 C. M. Wang, J. J. Zheng, G. K. Cui, X. Y. Luo, Y. Guo and H. R. Li, *Chem. Commun.*, 2013, **49**, 1166–1168.
- 35 J. Zhang, Q. Li, Z. Guo and X. Wei, *Ind. Eng. Chem. Res.*, 2010, **50**, 395–401.
- 36 S. Sun, Y. Niu, Z. Sun, Q. Xu and X. Wei, *RSC Adv.*, 2014, **5**, 8706–8712.
- 37 T. Takashi, Y. Kazuki, H. Takeshi, T. Mizuho, N. Megumi, K. Yuichi, T. Naoki, D. Kaoru and W. Masayoshi, *Chem. Lett.*, 2010, **7**, 753–755.
- 38 H. Kwon, M. L. Thomas, R. Tatara, Y. Oda, Y. Kobayashi, A. Nakanishi, K. Ueno, K. Dokko and M. Watanabe, *ACS Appl. Mater. Interfaces*, 2017, **7**, 6014–6021.
- 39 C. Wang, Y. Guo, X. Zhu, G. Cui, H. Li and S. Dai, *Chem. Commun.*, 2012, **48**, 6526–6528.
- 40 S. Sun, Y. Niu, Q. Xu, Z. Sun and X. Wei, *RSC Adv.*, 2015, **5**, 46564–46567.
- 41 A. Pal and G. Dass, *J. Mol. Liq.*, 2000, **84**, 327–337.
- 42 C. C. Liou and J. S. Brodbelt, *J. Am. Chem. Soc.*, 1992, **17**, 6761–6764.
- 43 V. P. Vasil'ev, M. N. Goncharova, T. V. Balashova, T. D. Orlova and V. V. Chernikov, *Russ. J. Coord. Chem.*, 2001, **6**, 377–380.
- 44 K. A. G. Schmidt and A. E. Mather, *Can. J. Chem. Eng.*, 2001, **6**, 946–960.
- 45 R. H. Maybury, S. Gordon and J. J. Katz, *J. Chem. Phys.*, 1955, **23**, 1277–1281.
- 46 K. Huang, S. Xia, X. Zhang, Y. Chen, Y. Wu and X. Hu, *J. Chem. Eng. Data*, 2014, **4**, 1202–1212.

