



Cite this: *Chem. Sci.*, 2018, 9, 6928

All publication charges for this article have been paid for by the Royal Society of Chemistry

Received 9th May 2018
Accepted 13th July 2018

DOI: 10.1039/c8sc02074d

rsc.li/chemical-science

Divergent ring-opening coupling between cyclopropanols and alkynes under cobalt catalysis†

Junfeng Yang, Yixiao Shen, Yang Jie Lim and Naohiko Yoshikai *

Cobalt–diphosphine catalysts promote ring-opening coupling reactions between cyclopropanols and unactivated internal alkynes, affording either β -alkenyl ketones or multisubstituted cyclopentenol derivatives in good yields with good to excellent regioselectivities. The chemoselectivity between these β -alkenylation and [3 + 2] annulation reactions, which likely share a cobalt homoenate as a key catalytic intermediate, is exquisitely controlled by the reaction conditions, with the solvent being a major controlling factor. The reactions are proposed to involve ring opening of cobalt cyclopropoxide into homoenate, migratory insertion of the alkyne into the Co–C bond, and protodemetalation or intramolecular carbonyl addition of the resulting alkenylcobalt species. The feasibility of these reaction steps was supported by DFT calculations.

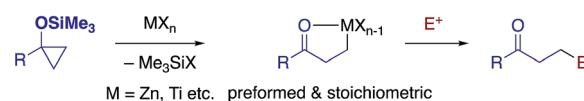
Introduction

The strain-driven C–C bond cleavage of small ring compounds offers a unique entry for the synthesis of linear or larger-ring compounds.¹ Among strained carbocycles, cyclopropanols and related compounds have received considerable attention as readily accessible starting materials that can undergo ring opening with the aid of various reagents such as bases, acids, and metal complexes.² In this context, the chemistry of metal homoenolates (or β -metallocarbonyl compounds) generated from siloxycyclopropanes represents a significant milestone (Scheme 1a).³ Exposure of siloxycyclopropanes to Lewis acidic metal salts such as ZnCl_2 and TiCl_4 causes ring-opening to generate the corresponding homoenolates, which are amenable to trapping with typical organic electrophiles such as aldehydes, enones, and organic halides in the presence of appropriate catalysts or additives, affording β -functionalized carbonyl compounds. A major drawback of this chemistry is, however, that it often involves a preformed homoenate and thus inevitable consumption of a stoichiometric metal salt.

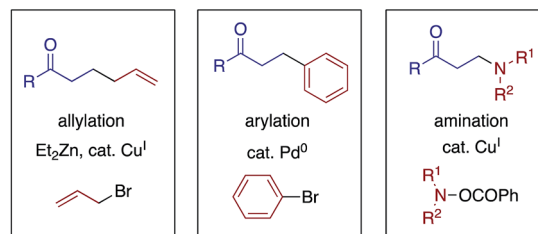
Recently, significant progress has been made in the generation of homoenolates from unmasked cyclopropanols *via* metal cyclopropoxides and their use as catalytic intermediates for cross-coupling with electrophiles (Scheme 1b).⁴ This strategy allows for direct and often fully catalytic conversion of cyclopropanols into a variety of β -functionalized ketones. Notable examples in this respect include allylation *via* copper catalysis

of zinc homoenolates,⁵ arylation *via* palladium homoenolates,^{6,7} and amination *via* copper homoenolates,⁸ among others.⁹ Besides the homoenate-based approach, recent years have

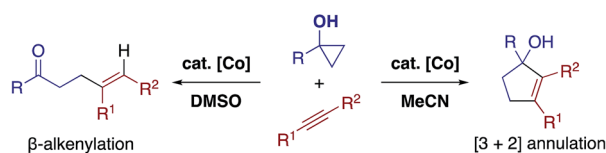
(a) Homoenate from siloxycyclopropane (E^+ = polar electrophile)



(b) Homoenate from cyclopropanol (E^+ = polar electrophile)



(c) This work: Interception of catalytic homoenate with nonpolar acceptor



- First example of Co-catalyzed cyclopropanol ring-opening coupling
- First example of using nonpolar unsaturated hydrocarbon as coupling partner
- Solvent-controlled chemoselectivity switch

Scheme 1 Ring-opening transformations of cyclopropanol derivatives *via* homoenate.

Division of Chemistry and Biological Chemistry, School of Physical and Mathematical Sciences, Nanyang Technological University, Singapore 637371, Singapore. E-mail: nyoshikai@ntu.edu.sg

† Electronic supplementary information (ESI) available. CCDC 1826866. For ESI and crystallographic data in CIF or other electronic format see DOI: 10.1039/c8sc02074d



also witnessed other mechanistically distinct types of ring-opening transformations of cyclopropanols, which employ coupling partners such as (fluoro)alkyl halides,¹⁰ alkylnylbenziodoxoles,¹¹ diazo compounds,¹² and so on⁴ to access the corresponding β -functionalized ketones. Despite all the progress in the stoichiometric and catalytic cross-couplings *via* metal homoenolates, viable coupling partners have thus far been limited to polar organic electrophiles, and interception of a homoenolate with a nonpolar unsaturated hydrocarbon as a reaction partner has been elusive.

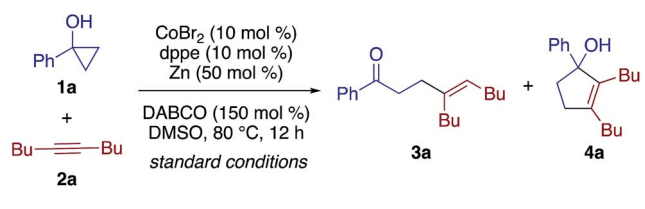
Herein, we report that a cobalt catalyst promotes ring-opening coupling between a cyclopropanol and a nonpolar internal alkyne to afford a β -alkenyl ketone or a cyclopentenol derivative, with the solvent being a major selectivity-controlling factor (Scheme 1c). These divergent β -alkenylation and [3 + 2] annulation reactions likely involve a cobalt homoenolate as a common catalytic intermediate, and mark a sharp contrast with previously reported ring-opening alkenylation and [3 + 2] annulation of siloxycyclopropanes with activated, ester-substituted alkynes *via* stoichiometric homoenolates.¹³ While intramolecular reactions between cyclopropanol and alkyne moieties of 1-alkynylcyclopropanols have been explored using Co, Au, or Ru catalysts to achieve ring-opening rearrangement into cyclopentenones or methylenecyclobutanes,¹⁴ the present reactions represent the first example of intermolecular coupling between cyclopropanol and unfunctionalized alkyne. Featuring broad scope and high stereo- and regioselectivity with respect to alkynes, the present reactions offer unique approaches to γ,δ -unsaturated ketones and cyclopentenols, which would complement existing approaches including reductive coupling/cycloaddition between enones and alkynes.^{15,16}

Results and discussion

Pursuing our continuing interest in cobalt-catalyzed C–C bond formation and transformation of unactivated alkynes,^{17–19} the present study commenced with exploration of the coupling between 1-phenylcyclopropanol (**1a**) and 5-decyne (**2a**) (Table 1). Through extensive experimentation, the feasibility of the β -alkenylation was revealed first. A catalytic system comprised of CoBr₂ (10 mol%), 1,2-bis(diphenylphosphino)ethane (dppe, 10 mol%), Zn dust (50 mol%), and 1,4-diazabicyclo[2.2.2]octane (DABCO, 150 mol%) promoted the reaction in dimethylsulfoxide (DMSO) at 80 °C, affording β -alkenyl ketone **3aa** in 97% yield with exclusive *syn*-selectivity (entry 1). While 1,3-bis(diphenylphosphino)propane (dppp) was equally effective as dppe (entry 2), later, dppe proved to show better performance than other diphosphines for 1-benzylcyclopropanol (Table S1†). The reaction became sluggish under ligand-free conditions (entry 3). Zn would play an important role as a reductant,²⁰ as its replacement by Mn or its removal resulted in a sharp drop in the yield (entries 4 and 5). The beneficial effect of DABCO was apparent from control experiments performed with a lower loading or in its absence (entries 6 and 7).

Interestingly, the solvent was found to have a dramatic impact on the reaction outcome. While dimethylformamide (DMF) gave rise to a small amount of cyclopentenol **4a** (entry 8),

Table 1 Effect of reaction conditions^a



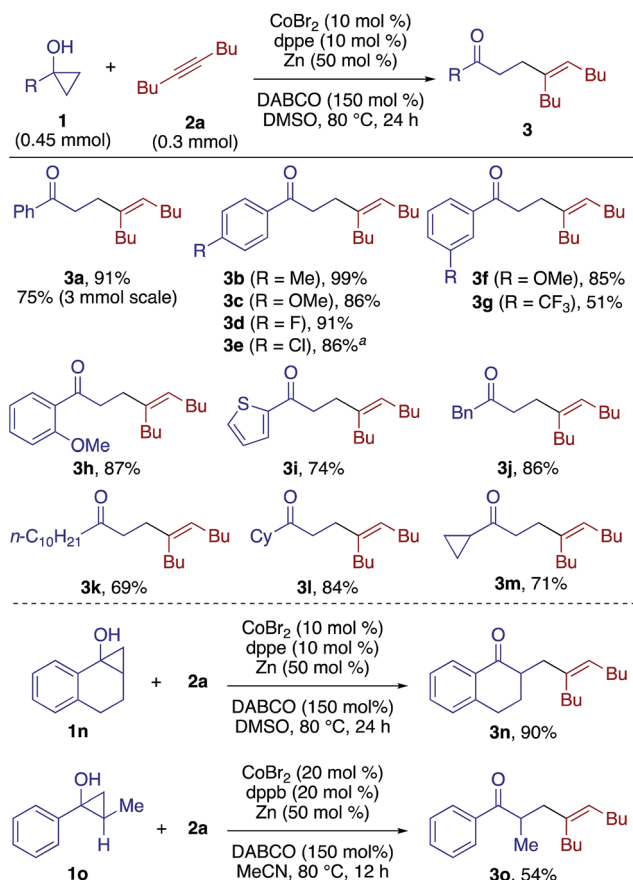
Entry	Deviation from std conditions	Yield ^b (%)	
		3a	4a
1	None	97	0
2	dppp instead of dppe	98	0
3	dppe omitted	29	0
4	Mn instead of Zn	30	0
5	Zn omitted	19	0
6	DABCO (50 mol%)	62	4
7	DABCO omitted	11	0
8	DMF instead of DMSO	70	10
9	MeCN instead of DMSO	8	80
10	CoI ₂ and MeCN instead of CoBr ₂ and DMSO	3	88

^a The reaction was performed using 0.15 mmol of **1a** and 0.1 mmol of **2a** (0.3 M). dppe = 1,2-bis(diphenylphosphino)ethane; dppp = 1,3-bis(diphenylphosphino)propane. ^b Determined by GC using mesitylene as an internal standard.

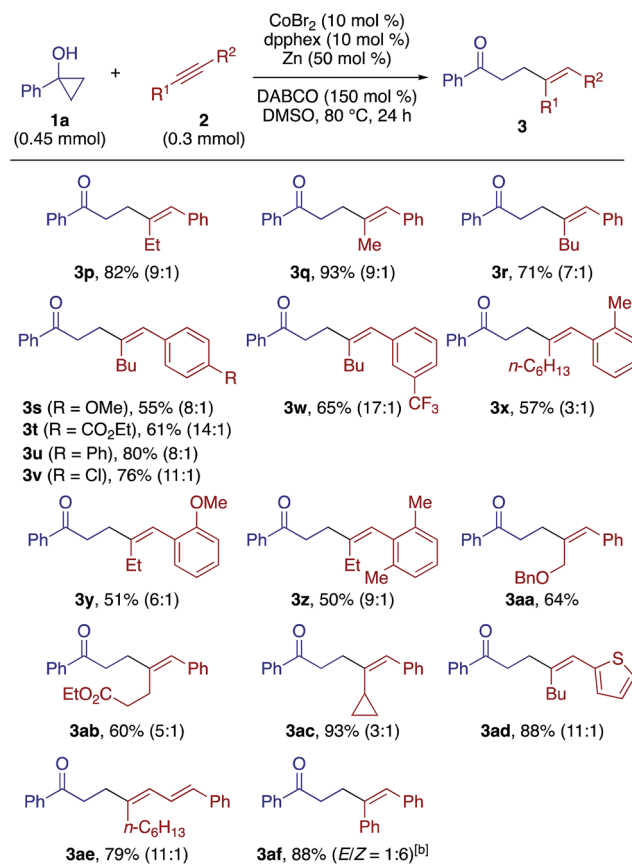
the reaction in MeCN afforded **4a** as the major product in 80% yield along with a small amount of **3a** (entry 9). The annulation/alkenylation selectivity was further enhanced to >20 : 1 by using CoI₂ as the precatalyst (entry 10). Note that neither the β -alkenylation nor the [3 + 2] annulation took place in the absence of the cobalt catalyst.

We explored the generality of both the β -alkenylation and [3 + 2] annulation reactions. Scheme 2 shows the scope of the β -alkenylation with respect to cyclopropanols. A variety of 1-aryl- and 1-alkylcyclopropanols smoothly participated in the reaction with **2a** to afford the corresponding adducts **3a–3m** in moderate to high yields. A partial dechlorination was observed in the reaction of 1-(4-chlorophenyl)cyclopropanol, presumably due to the oxidative addition of the C–Cl bond to the cobalt catalyst (see **3e**). Tetrahydronaphthalene-fused cyclopropanol **1n** underwent exclusive cleavage of the less substituted C–C bond to give the adduct **3n** in 90% yield. While monocyclic 1,2-disubstituted cyclopropanol **1o** reacted sluggishly under the standard conditions, the reaction under modified conditions using 1,4-bis(diphenylphosphino)butane (dppb) and MeCN afforded β -alkenyl ketone **3o** in 54% yield, again *via* cleavage of the less substituted C–C bond. In contrast to these 1-aryl-2-alkylcyclopropanols, 1,2-diphenylcyclopropanol and 1-methyl-2-phenylcyclopropanol failed to undergo β -alkenylation reaction with **2a** but decomposed into 1,3-diphenylpropan-1-one and 4-phenylbutan-2-one, respectively, as a result of cleavage of the more substituted C–C bond. This observation may be rationalized by the formation of cobalt homoenolate with the more stable benzylic C–Co bond. In addition, the reaction of a secondary cyclopropanol, 2-methyl-2-phenylcyclopropanol,





Scheme 2 Scope of β -alkenylation with respect to cyclopropanols.
^aObtained as a mixture with dechlorinated product (8%).



Scheme 3 Scope of β -alkenylation with respect to alkynes.

with **2a** failed to afford either a β -alkenylation product or [3 + 2] annulation product but resulted in decomposition into intractable products. Note that the reaction of **1a** could be performed on a 3 mmol scale, affording **3a** in 75% yield.

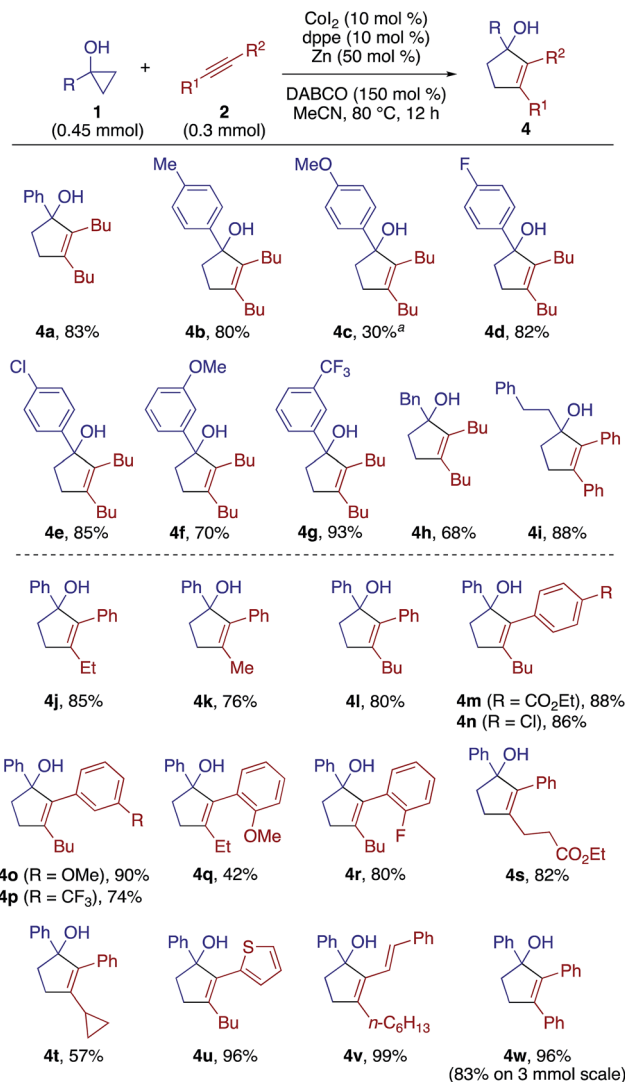
The β -alkenylation of **1a** with 1-phenyl-1-butyne (**2b**) under the above conditions took place smoothly but with a moderate regioselectivity (4.4 : 1), with preferential C–C bond formation at the proximity of the ethyl group. Upon reexamination of diphosphine ligands (Table S2[†]), 1,6-bis(diphenylphosphino)hexane (dpphex) was found to exhibit higher regioselectivity (9 : 1) without compromising the yield (Scheme 3, **3p**). The modified catalytic system was applicable to a variety of aryl(alkyl)alkynes, displaying moderate to high regioselectivities (3 : 1 to ≥ 20 : 1) and tolerance to ester (**3t**, **3ab**), chloro (**3v**), trifluoromethyl (**3w**), bulky aryl (**3z**), and thienyl (**3ad**) groups. The reaction of an enyne substrate also took place smoothly, affording $\gamma,\delta,\epsilon,\zeta$ -unsaturated ketone **3ae** in good yield and regioselectivity. Diphenylacetylene also took part in the reaction with **1a** to give the adduct **3af** with good stereoselectivity. Terminal alkynes such as phenylacetylene failed to afford any of the possible addition products.

The scope of the [3 + 2] annulation was explored next (Scheme 4). A series of 1-arylcyclopropanols reacted with **2a** to give the desired products **4a–4g** in good yields except for the one bearing a *para*-methoxy group (**4c**). The low yield of **4c** was the

result of its facile decomposition on silica gel during purification, which could be attributed to the instability of the electron-rich tertiary alcohol moiety. 1-Alkylcyclopropanols were also amenable to the [3 + 2] annulation (see **4h** and **4i**). Note that the 1,2-disubstituted cyclopropanols **1n** and **1o** failed to undergo the annulation reaction, and also did not give any β -alkenylation products. As a substantial amount of the cyclopropanol remained unreacted, we speculate that both the homoenolate formation and the alkyne insertion steps were problematic for these cases. Upon a slight modification of the reaction conditions (Table S3[†]), the annulation of **1a** and 1-phenyl-1-butyne using dppp (10 mol%) and DABCO (50 mol%) afforded cyclopentenol **4j** in 85% yield with exclusive regioselectivity (>20 : 1) and good product selectivity (8 : 1). Likewise, a variety of aryl(alkyl)alkynes could be annulated with **1a** to afford cyclopentenols **4k–4u** in moderate to high yields. The enyne and diphenylacetylene also proved to be excellent substrates for the present annulation (see **4v** and **4w**). Note that most of the [3 + 2] annulation reactions were accompanied by the competing β -alkenylation, while the degree of competition was generally low as judged from TLC analysis of the crude mixture. For the case of **4j** and **4l**, the yields of the accompanying β -alkenylation products were rather low (**3p**, 6%; **3r**, 3%).

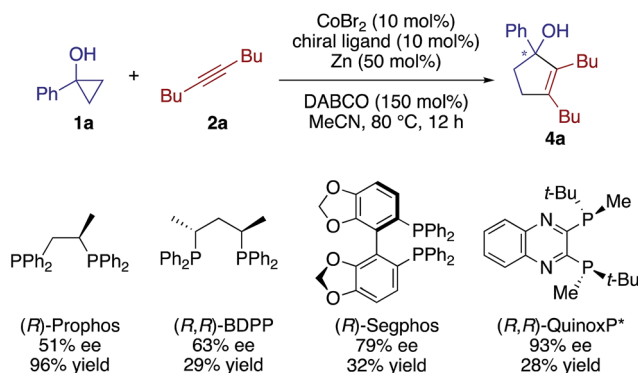
Our preliminary screening demonstrated the feasibility of an enantioselective [3 + 2] annulation using a chiral cobalt catalyst (Scheme 5; see also Table S4[†]). Thus, asymmetric induction in





Scheme 4 Scope of [3 + 2] annulation. The reactions for 4i–4w were performed using 10 mol% of dppp (instead of dppe) and 50 mol% of DABCO at 0.1 M. ^aThe yield was determined by ^1H NMR.

the reaction of **1a** and **2a** was observed using a host of chiral diphosphine ligands having different backbones, among which (*R,R*)-QuinoxP* displayed the highest ee of 93% albeit in a low

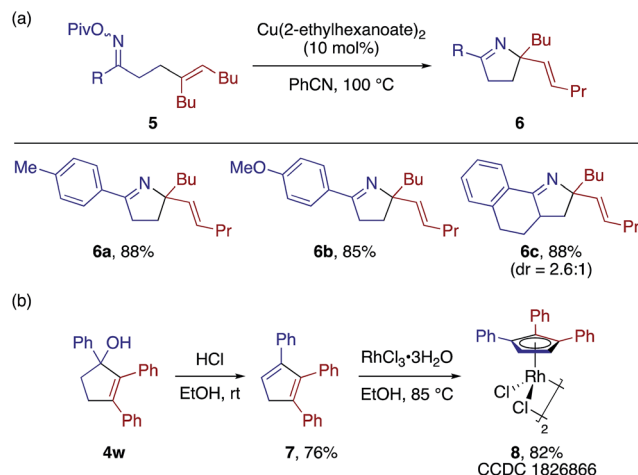


Scheme 5 Enantioselective [3 + 2] annulation.

yield. While further screening of ligands, additives, and other reaction conditions is currently underway to improve the yield and enantioselectivity, these results would serve as a testament to the reaction mechanism involving an alkenylcobalt species (*vide infra*).

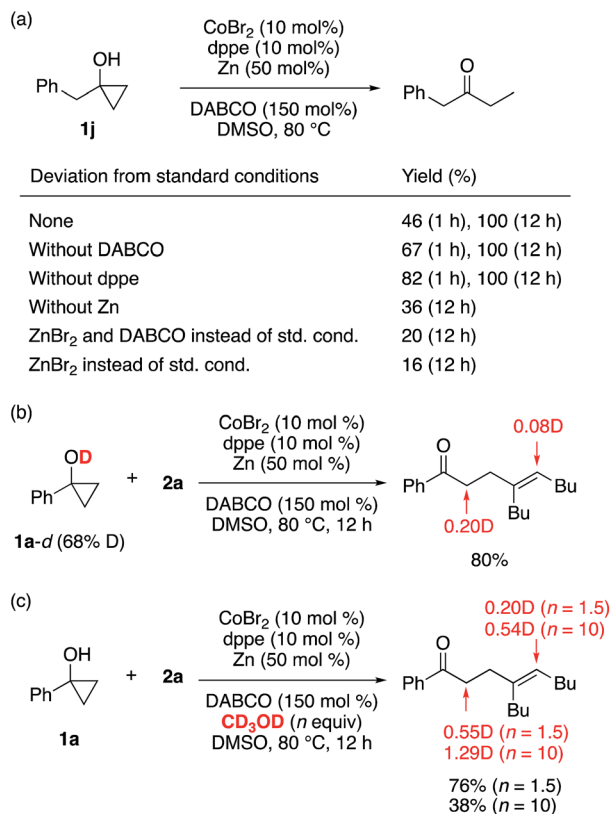
The β -alkenyl ketone products would be amenable to a number of follow-up synthetic transformations. To demonstrate simultaneous utilization of the ketone and olefin moieties, we derivatized some of the β -alkenyl ketones into the corresponding *O*-pivaloyl oximes, and subjected them to the copper-catalyzed aza-Heck type reaction²¹ to obtain 3,4-dihydro-2*H*-pyrrole derivatives **6a–6c** in good yields (Scheme 6a). As a demonstration of the utility of the [3 + 2] adducts, the cyclopentenol **4w** was readily converted to 1,2,3-trisubstituted cyclopentadiene **7** and the corresponding cyclopentadienyl (Cp^{X})- Rh^{III} complex **8** (Scheme 6b). Thus, the present [3 + 2] annulation would allow for convenient access to structurally diverse $\text{Cp}^{\text{X}}\text{-M}$ complexes, which would find many applications in catalysis.²²

Several control experiments were performed to gain mechanistic insight into the β -alkenylation reaction. To probe the role of each component of the catalytic system in the ring-opening of cyclopropanol, conversion of 1-benzylcyclopropanol (**1j**) into 1-phenylbutan-2-one was examined under different conditions in the absence of alkyne (Scheme 7a; see also Table S5†). As a result, the ring opening was found to take place most smoothly when both CoBr_2 and Zn were present, while dppe and DABCO were not indispensable for the ring opening. In addition, ZnBr_2 , which should be generated upon reduction of CoBr_2 with Zn , only sluggishly promoted the ring opening in the presence or absence of DABCO . Thus, a cobalt(i) species generated from the cobalt(ii) precatalyst and Zn^{20} appears to play a major role in the ring opening, and formation of a zinc homoenolate from cyclopropanol and zinc(ii)^{9c} is less likely to operate under the present conditions. The reaction of deuterium-labeled cyclopropanol **1a-d** (68% D at the hydroxyl group) with **2a** resulted in the adduct with partial deuterium incorporation into the vinylic and the carbonyl α -positions (Scheme 7b). A greater degree of deuterium incorporation was



Scheme 6 Product transformations.

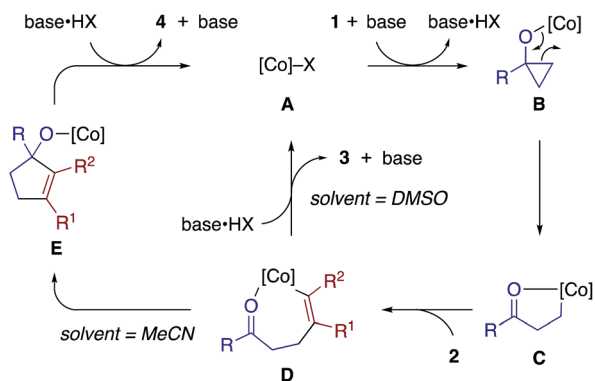




Scheme 7 Control experiments.

observed for the reaction of **1a** with **2a** in the presence of CD₃OD (1.5 equiv.), and the degree of deuterium incorporation was further enhanced with an increased amount (10 equiv.) of CD₃OD (Scheme 7c). These observations suggest that not only the alcoholic protons but also the carbonyl α -protons are responsible as the proton source for the vinylic position. We also confirmed that radical scavengers such as 2,2,6,6-tetramethylpiperidine 1-oxyl (TEMPO) and 1,1-diphenylethylene did not interfere with either the β -alkenylation or [3 + 2] annulation.

Scheme 8 illustrates proposed catalytic cycles for the β -alkenylation and [3 + 2] annulation reactions. We consider that these reactions share a cobalt homoenolate **C**, which would be formed from a cobalt(i) species **A** (generated from the

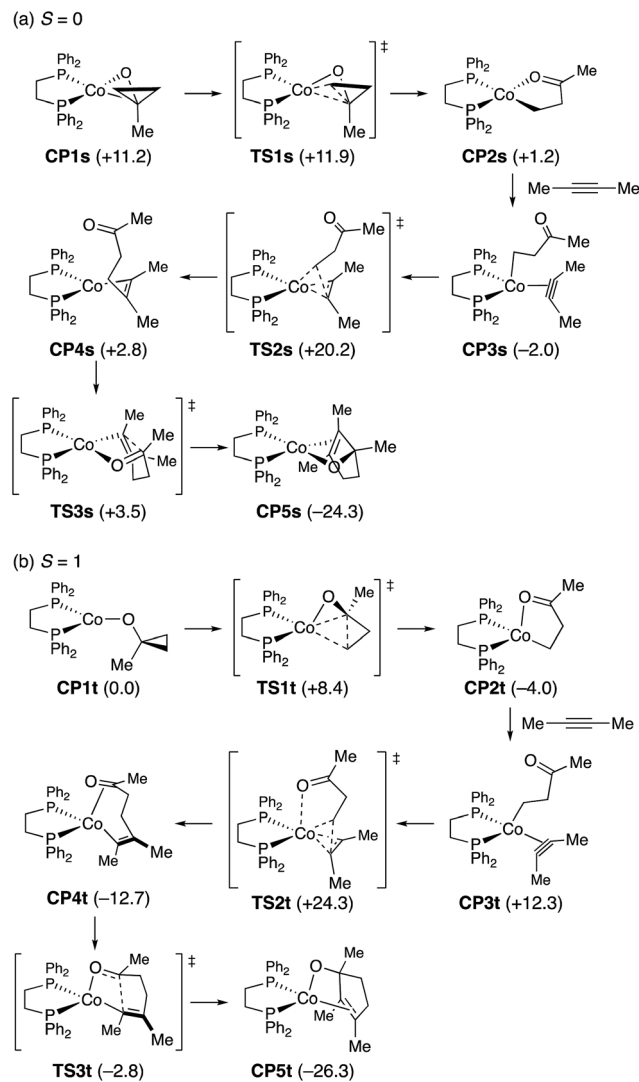


Scheme 8 Proposed reaction pathways.

cobalt(II) precatalyst and Zn), cyclopropanol **1**, and base (DABCO) *via* a cobalt cyclopropoxide **B**, as a common intermediate. Insertion of alkyne **2** into **C** would give an alkenylcobalt species **D**,²³ which would then undergo protodemetalation to furnish β -alkenyl ketone **3** or intramolecular carbonyl addition^{18c} and protodemetalation to afford cyclopentenol **4**. The proton source in the former protodemetalation step would be the alcoholic proton of cyclopropanol (or externally added alcohol) or the carbonyl α -proton of the β -alkenyl ketone **3**, as suggested by the deuterium labeling experiments (Scheme 7b and c). DABCO is assumed to serve as a proton shuttle, which would facilitate the formation of **B** and the catalytic turnover (**D** to **A** or **E** to **A**) while being engaged in the exchange of the alcoholic protons of **1** and the carbonyl α -protons of **3**. We are tempted to interpret the solvent-controlled product divergence in terms of the solvent-dependent acidity.²⁴ Thus, the proton source (*e.g.*, base·HX, cyclopropanol) would exhibit higher acidity in more polar solvents, and hence direct protodemetalation of the alkenylcobalt intermediate **D** would be favored in DMSO ($\epsilon = 46.8$) rather than in MeCN ($\epsilon = 35.7$). In addition, coordination of the carbonyl oxygen to the cobalt center in **D** might be stronger in less Lewis basic MeCN, thus assisting intramolecular carbonyl addition in MeCN. The possibility of a radical mechanism for the cyclopropanol opening and a β -keto radical intermediate may be excluded on the basis of the cleavage of the less substituted C–C bond of **1n** and **1o** (Scheme 2), the exclusive *syn*-selectivity of the alkenylation, and the lack of inhibitory effects of radical scavengers.

To probe the feasibility of the key steps in the proposed mechanism, we performed density functional theory (DFT) calculations on a model reaction using 1-methylcyclopropanol and 2-butyne as the reactants and a (dppe)cobalt(i)-cyclopropoxide (**CP1s**, singlet or **CP1t**, triplet) as the starting complex (Scheme 9). Geometry optimization was performed in the gas phase with the M06L functional²⁵ using the Stuttgart/Dresden effective core potential (SDD)²⁶ for cobalt and the 6-31G(d) basis set for all other atoms. For the optimized structures, single-point energy calculations were performed with the M06L functional and the def2-TZVP basis set²⁷ for all atoms using the SMD solvation model²⁸ for acetonitrile to obtain free energy profiles.²⁹ While **CP1t** was found to be more stable than **CP1s** by 11.2 kcal mol⁻¹, viable reaction pathways for the [3 + 2] annulation could be identified on both the singlet and triplet surfaces.³⁰ On the singlet surface, **CP1s** undergoes very facile and exergonic ring opening (**TS1s**, $\Delta G^\ddagger = 0.7$ kcal mol⁻¹) to give cobalt homoenolate **CP2s** with a square-planar geometry. This is followed by complexation of the alkyne (**CP3s**) and slightly endergonic *syn*-migratory insertion into the Co–C bond (**TS2s**; $\Delta G^\ddagger = 22.2$ kcal mol⁻¹) to afford non-chelated alkenylcobalt species **CP4s**. Cyclization of **CP4s** requires very low activation energy (**TS3s**; $\Delta G^\ddagger = 0.7$ kcal mol⁻¹) to afford the cyclized product complex **CP5s**. The triplet complex **CP1t** also undergoes facile and exergonic ring opening (**TS1t**, $\Delta G^\ddagger = 8.4$ kcal mol⁻¹) to give homoenolate **CP2t** with a distorted tetrahedral geometry. Complexation of the alkyne to **CP2t** is endergonic (**CP3t**), and subsequent alkyne insertion (**TS2t**; ΔG^\ddagger from **CP2t** = 28.3 kcal mol⁻¹) occurs with large exergonicity to give





Scheme 9 Reaction pathways for (dppe)Co(I)-mediated [3 + 2] annulation of 1-methylcyclopropanol and 2-butyne starting from cobalt cyclopropoxide species (CP1s for singlet and CP1t for triplet), obtained by DFT calculations (SMD(MeCN)-M06L/def2-TZVP//M06L/SDD(Co)-6-31G(d)). Values in the parentheses refer to free energies relative to CP1t.

alkenylcobalt species **CP4t**, which is chelated by the C=O group through π -coordination. Intramolecular cyclization of **CP4t** takes place through **TS3t** with modest activation energy ($9.9 \text{ kcal mol}^{-1}$) to afford cyclized product complex **CP5t**.

The energy diagrams in Fig. 1 demonstrate that there is no critically large energy gap between the singlet and triplet surfaces, and both the reaction pathways would be feasible on their own. The crossings of the singlet and the triplet surfaces suggest that spin crossover may take place multiple times throughout the reaction, e.g., upon alkyne complexation (CP2 to CP3; triplet to singlet) and alkyne insertion (TS2 to CP4; singlet to triplet). Despite this complexity, it is clear that the alkyne insertion step requires a distinctly higher activation barrier than other steps, that is, ring opening and intramolecular carbonyl addition.

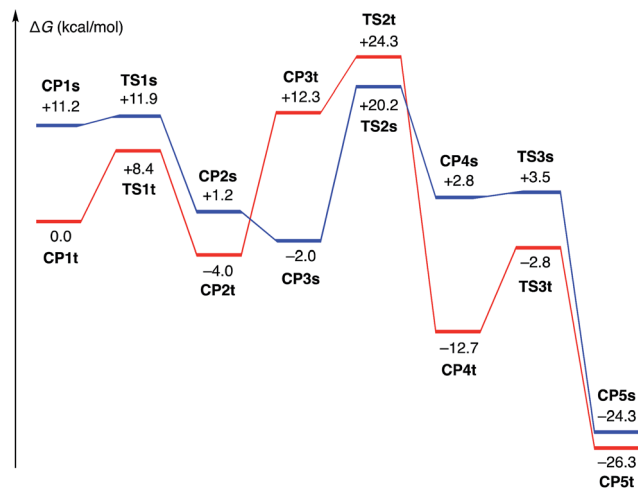


Fig. 1 Energy diagrams for (dppe)Co(I)-mediated [3 + 2] annulation of 1-methylcyclopropanol and 2-butyne (blue, $S = 0$; red, $S = 1$).

Conclusions

In summary, we have disclosed cobalt-catalyzed divergent coupling reactions between cyclopropanols and internal alkynes, which afford β -alkenyl ketones or 1,2,3-trisubstituted cyclopentenols with high *syn*-selectivity and good to high regioselectivity. These β -alkenylation and [3 + 2] annulation reactions likely share the same reaction steps involving ring-opening formation of a cobalt homoenolate and subsequent alkyne insertion to form an alkenylcobalt intermediate. The fate of the alkenylcobalt intermediate, i.e., the chemoselectivity of the reaction, can be exquisitely controlled by the reaction conditions, with the solvent being the major controlling factor. The feasibility of the key steps in the proposed reaction mechanism was supported by DFT calculations. Overall, by engaging nonpolar alkynes as reaction partners, the present study has expanded the scope of direct catalytic transformation of cyclopropanols under transition metal catalysis. The development of an enantioselective variant of the [3 + 2] annulation reaction and further exploration of cobalt-catalyzed cross-couplings between cyclopropanols and other nonpolar unsaturated hydrocarbons and their mechanistic underpinnings are ongoing in our laboratory and will be reported in due course.

Conflicts of interest

There are no conflicts to declare.

Acknowledgements

This work was funded by the Ministry of Education (Singapore) and Nanyang Technological University (RG3/15, RG114/15, and MOE2016-T2-2-043). We thank Dr Rakesh Ganguly and Dr Yongxin Li (Nanyang Technological University) for their assistance with the X-ray crystallographic analysis. The High-Performance Computing Centre of NTU is acknowledged for computer resources.



Notes and references

- 1 (a) G. Fumagalli, S. Stanton and J. F. Bower, *Chem. Rev.*, 2017, **117**, 9404; (b) P.-H. Chen, B. A. Billett, T. Tsukamoto and G. Dong, *ACS Catal.*, 2017, **7**, 1340; (c) I. Marek, A. Masarwa, P. O. Delaye and M. Leibelng, *Angew. Chem., Int. Ed.*, 2015, **54**, 414; (d) L. Soullart and N. Cramer, *Chem. Rev.*, 2015, **115**, 9410; (e) M. Murakami and T. Matsuda, *Chem. Commun.*, 2011, **47**, 1100.
- 2 O. G. Kulinkovich, *Chem. Rev.*, 2003, **103**, 2597.
- 3 I. Kuwajima and E. Nakamura, *Top. Curr. Chem.*, 1990, **133**, 3.
- 4 A. Nikolaev and A. Orellana, *Synthesis*, 2016, **48**, 1741.
- 5 (a) P. P. Das, K. Belmore and J. K. Cha, *Angew. Chem., Int. Ed.*, 2012, **51**, 9517; (b) B. B. Parida, P. P. Das, M. Niocel and J. K. Cha, *Org. Lett.*, 2013, **15**, 1780; (c) R. V. N. S. Murali, N. N. Rao and J. K. Cha, *Org. Lett.*, 2015, **17**, 3854.
- 6 (a) N. Nithiy, D. Rosa and A. Orellana, *Synthesis*, 2013, **45**, 3199; (b) D. Rosa, A. Nikolaev, N. Nithiy and A. Orellana, *Synlett*, 2015, **26**, 441.
- 7 (a) D. Rosa and A. Orellana, *Org. Lett.*, 2011, **13**, 110; (b) D. Rosa and A. Orellana, *Chem. Commun.*, 2013, **49**, 5420; (c) K. Cheng and P. J. Walsh, *Org. Lett.*, 2013, **15**, 2298; (d) N. Nithiy and A. Orellana, *Org. Lett.*, 2014, **16**, 5854.
- 8 (a) Z. Ye and M. Dai, *Org. Lett.*, 2015, **17**, 2190; (b) Y. Li, Z. Ye, T. M. Bellman, T. Chi and M. Dai, *Org. Lett.*, 2015, **17**, 2186.
- 9 (a) D. C. Davis, K. L. Walker, C. Hu, R. N. Zare, R. M. Waymouth and M. Dai, *J. Am. Chem. Soc.*, 2016, **138**, 10693; (b) X. Zhou, S. Yu, L. Kong and X. Li, *ACS Catal.*, 2016, **6**, 647; (c) L. R. Mills, L. M. B. Arbelaez and S. A. L. Rousseaux, *J. Am. Chem. Soc.*, 2017, **139**, 11357; (d) P. Wu, M. Jia, W. Lin and S. Ma, *Org. Lett.*, 2018, **20**, 554.
- 10 Z. Ye, K. E. Gettys, X. Shen and M. Dai, *Org. Lett.*, 2015, **17**, 6074.
- 11 (a) S. Wang, L.-N. Guo, H. Wang and X.-H. Duan, *Org. Lett.*, 2015, **17**, 4798; (b) K. Jia, F. Zhang, H. Huang and Y. Chen, *J. Am. Chem. Soc.*, 2016, **138**, 1514; (c) C.-Y. Wang, R.-J. Song, Y.-X. Xie and J.-H. Li, *Synthesis*, 2016, **48**, 223.
- 12 H. Zhang, G. Wu, H. Yi, T. Sun, B. Wang, Y. Zhang, G. Dong and J. Wang, *Angew. Chem., Int. Ed.*, 2017, **56**, 3945.
- 13 (a) I. Ryu, K. Matsumoto, Y. Kameyama, M. Ando, N. Kusumoto, A. Ogawa, N. Kambe, S. Murai and N. Sonoda, *J. Am. Chem. Soc.*, 1993, **115**, 12330; (b) M. T. Crimmins and P. G. Nantermet, *J. Org. Chem.*, 1990, **55**, 4235; (c) M. T. Crimmins, P. G. Nantermet, B. W. Trotter, I. M. Vallin, P. S. Watson, L. A. Mckerlie, T. L. Reinhold, A. W. H. Cheung, K. A. Stetson, D. Dedopoulou and J. L. Gray, *J. Org. Chem.*, 1993, **58**, 1038.
- 14 (a) N. Iwasawa, T. Matsuo, M. Iwamoto and T. Ikeno, *J. Am. Chem. Soc.*, 1998, **120**, 3903; (b) J. P. Markham, S. T. Staben and F. D. Toste, *J. Am. Chem. Soc.*, 2005, **127**, 9708; (c) B. M. Trost, J. Xie and N. Maulide, *J. Am. Chem. Soc.*, 2008, **130**, 17258; (d) E. Gyanhander, S. Ydhyam, N. Tumma, K. Belmore and J. K. Cha, *Org. Lett.*, 2016, **18**, 6098.
- 15 (a) A. Herath, B. B. Thompson and J. Montgomery, *J. Am. Chem. Soc.*, 2007, **129**, 8712; (b) W. Li, A. Herath and J. Montgomery, *J. Am. Chem. Soc.*, 2009, **131**, 17024; (c) H.-T. Chang, T. T. Jayanth, C.-C. Wang and C.-H. Cheng, *J. Am. Chem. Soc.*, 2007, **129**, 12032.
- 16 (a) A. Herath and J. Montgomery, *J. Am. Chem. Soc.*, 2006, **128**, 14030; (b) A. D. Jenkins, A. Herath, M. Song and J. Montgomery, *J. Am. Chem. Soc.*, 2011, **133**, 14460; (c) C.-H. Wei, S. Mannathan and C.-H. Cheng, *Angew. Chem., Int. Ed.*, 2012, **51**, 10592.
- 17 (a) K. Gao and N. Yoshikai, *Acc. Chem. Res.*, 2014, **47**, 1208; (b) N. Yoshikai, *Bull. Chem. Soc. Jpn.*, 2014, **87**, 843.
- 18 (a) J. Yang and N. Yoshikai, *J. Am. Chem. Soc.*, 2014, **136**, 16748; (b) J. L. Wu and N. Yoshikai, *Angew. Chem., Int. Ed.*, 2016, **55**, 336; (c) J. Yan and N. Yoshikai, *ACS Catal.*, 2016, **6**, 3738; (d) J. Yang, A. Rerat, Y. J. Lim, C. Gosmini and N. Yoshikai, *Angew. Chem., Int. Ed.*, 2017, **56**, 2449.
- 19 For selected reviews on cobalt-catalyzed C–C bond formation, see: (a) M. Moselage, J. Li and L. Ackermann, *ACS Catal.*, 2016, **6**, 498; (b) P. Röse and G. Hilt, *Synthesis*, 2016, **48**, 463; (c) P. Gandeepan and C.-H. Cheng, *Acc. Chem. Res.*, 2015, **48**, 1194; (d) G. Cahiez and A. Moyeux, *Chem. Rev.*, 2010, **110**, 1435; (e) W. Hess, J. Treutwein and G. Hilt, *Synthesis*, 2008, 3537.
- 20 L. Fiebig, J. Kuttner, G. Hilt, M. C. Schwarzer, G. Frenking, H. G. Schmalz and M. Schafer, *J. Org. Chem.*, 2013, **78**, 10485.
- 21 A. Faulkner, N. J. Race, J. S. Scott and J. F. Bower, *Chem. Sci.*, 2014, **5**, 2416.
- 22 T. Piou, F. Romanov-Michailidis, M. Romanova-Michaelides, K. E. Jackson, N. Semakul, T. D. Taggart, B. S. Newell, C. D. Rithner, R. S. Paton and T. Rovis, *J. Am. Chem. Soc.*, 2017, **139**, 1296.
- 23 (a) P.-S. Lin, M. Jeganmohan and C.-H. Cheng, *Chem.–Eur. J.*, 2008, **14**, 11296; (b) K. Murakami, H. Yorimitsu and K. Oshima, *Org. Lett.*, 2009, **11**, 2373; (c) B.-H. Tan, J. Dong and N. Yoshikai, *Angew. Chem., Int. Ed.*, 2012, **51**, 9610.
- 24 E. Rossini and E. W. Knapp, *J. Comput. Chem.*, 2016, **37**, 1082.
- 25 Y. Zhao and D. G. Truhlar, *Theor. Chem. Acc.*, 2007, **120**, 215.
- 26 M. Dolg, U. Wedig, H. Stoll and H. Preuss, *J. Chem. Phys.*, 1987, **86**, 866.
- 27 (a) A. Shafer, C. Huber and R. Ahlrichs, *J. Chem. Phys.*, 1994, **100**, 5829; (b) F. Weigend and R. Ahlrichs, *Phys. Chem. Chem. Phys.*, 2005, **7**, 3297.
- 28 A. V. Marenich, C. J. Cramer and D. G. Truhlar, *J. Phys. Chem.*, 2009, **113**, 6378.
- 29 See the ESI† for computational details.
- 30 We did not examine protonation of the alkenylcobalt intermediates CP4s and CP4t (*i.e.*, β -alkenylation pathway) because of the ambiguity of the proton source, which would make quantitatively meaningful comparison of the two competing pathways difficult.

