



Cite this: *Chem. Sci.*, 2018, 9, 6839

All publication charges for this article have been paid for by the Royal Society of Chemistry

Received 11th May 2018  
Accepted 17th July 2018

DOI: 10.1039/c8sc02101e

rsc.li/chemical-science

# Nickel(0)-catalyzed linear-selective hydroarylation of unactivated alkenes and styrenes with aryl boronic acids†

Honggui Lv, Li-Jun Xiao, Dongbing Zhao<sup>ID</sup>\* and Qi-Lin Zhou<sup>ID</sup>

Herein, we describe the first linear-selective hydroarylation reaction of unactivated alkenes and styrenes with aryl boronic acids, which was achieved by introducing a directing group on the alkenes. This efficient, scalable reaction serves as a method for modular assembly of structurally diverse alkyl arenes, including  $\gamma$ -aryl butyric acid derivatives, which are widely utilized as chemical building blocks for the synthesis of various drugs and other biologically active compounds.

## Introduction

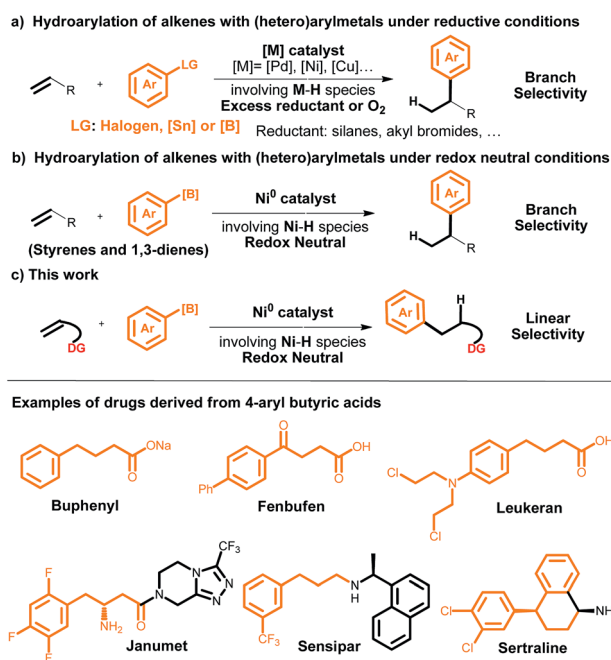
Transition-metal-catalyzed alkene hydroarylation involving metal hydrides (M–H)<sup>1</sup> has become one of the most widely used strategies for the synthesis of alkyl arenes.<sup>2</sup> To date, three types of aryl sources have been used for this purpose: (1) simple arenes, (2) aryl halides, and (3) aryl metals (*i.e.*, aryl stannanes or boronic acids). The simple arenes are usually restricted to heteroarenes and arenes with a directing group because of the challenge of activating the inert C–H bonds of simple arenes.<sup>3</sup> Aryl halides and aryl metals as the aryl sources require the use of O<sub>2</sub> or an excess of a reductant (such as a silane or an alkyl halide), which limits the practicality of alkene hydroarylations with these two sources (Scheme 1a).<sup>4,5</sup> A significant breakthrough was made by Zhou *et al.*, who reported a highly selective Ni-catalyzed hydroarylation of styrenes and 1,3-dienes with aryl boron compounds under redox-neutral conditions (Scheme 1b).<sup>6</sup> However, this method still suffers from some limitations: (1) the reaction is efficient only with styrene and 1,3-diene substrates, and (2) only branched products can be achieved.

Inspired by recent work on olefin functionalization reactions in which the reactivity and regioselectivity are controlled *via* the introduction of a coordinating group,<sup>7,8</sup> we have developed the first method for directing-group-controlled linear-selective hydroarylation of unactivated alkenes and styrenes with aryl boronic acids under redox-neutral conditions (Scheme 1c). This efficient, scalable reaction serves as a method for modular assembly of structurally diverse alkyl arenes, including  $\gamma$ -aryl butyric acid derivatives, which are widely utilized as chemical

building blocks for the synthesis of various drugs and other biologically active compounds (Scheme 1).  $\gamma$ -Aryl butyric acids are traditionally prepared by Friedel–Crafts reactions between arenes and butyrolactones,<sup>9</sup> but this method suffers from disadvantages such as harsh reaction conditions, limited substrate scope (it is suitable only for electron-rich arenes), and poor regioselectivity.

## Results and discussion

In a preliminary experiment, we found that treatment of 3-butenic acid derivative **1a** (0.2 mmol), which bears an 8-



State Key Laboratory and Institute of Elemento-Organic Chemistry, College of Chemistry, Nankai University, 94 Weijin Road, Tianjin 300071, China. E-mail: dongbing.chem@nankai.edu.cn

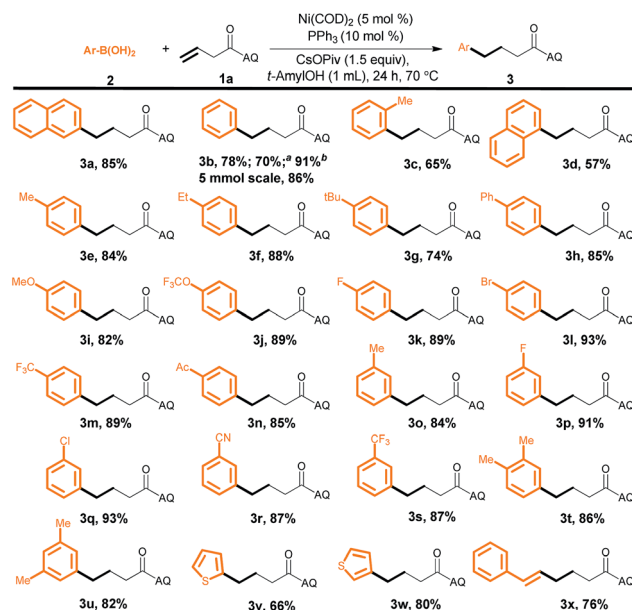
† Electronic supplementary information (ESI) available. CCDC 1838875. For ESI and crystallographic data in CIF or other electronic format see DOI: 10.1039/c8sc02101e

Scheme 1 Transition-metal-catalyzed hydroarylation of alkenes involving M–H and examples of drugs derived from 4-aryl butyric acids.



aminoquinoline (AQ) directing group, with Ni(COD)<sub>2</sub> (5 mol%), PCy<sub>3</sub> (10 mol%), and 2-naphthalenylboronic acid **2a** (0.3 mmol) in MeOH (1 mL) at 70 °C for 24 h gave linear product **3a** in 21% yield (Table 1, entry 1). Replacing MeOH with *t*-amyl alcohol slightly improved the yield (entry 2), and adding 1.5 equiv. of K<sub>2</sub>CO<sub>3</sub> improved the yield even further (to 38%, entry 3). Evaluation of different bases revealed that CsOPiv was the best choice (entries 3–7). We also found that changing the **1a**/**2a** molar ratio to 1 : 2 increased the yield to 61% (entry 8). Finally, various phosphine ligands were investigated (entries 9–12); switching from PCy<sub>3</sub> to PPh<sub>3</sub> dramatically improved the yield (to 85%, entry 9). A control experiment confirmed that the reaction did not occur in the absence of Ni(COD)<sub>2</sub> (entry 13).

Next, we investigated the substrate scope with respect to the aryl boronic acid by carrying out reactions with 3-butenic acid derivative **1a** as the alkene (Scheme 2). To our delight, electron-rich, electron-poor, and sterically hindered aryl boronic acids all afforded the desired products in good to excellent yields (**3a–3u**). Heteroaryl boronic acids were also reactive (**3v** and **3w**), as was an alkenyl boronic acid, which selectively afforded (*E*)-6-phenylhexenoic acid derivative **3x** under the optimized conditions. In addition, we found that a high yield of **3b** could be obtained by hydroarylation of **1a** with an aryl boroxine or an aryl boronic ester as the aryl source. It is important to stress that these reaction conditions were compatible with a remarkable variety of functional groups on the aryl boronic acids, including halogens (F, Cl, and Br) and acetyl, cyano, and methoxy groups, yielding products (**3i–3s**) that could be subjected to further



Scheme 2 The reactions of diverse aryl boronic acids **2** with 3-butenic acid derivative **1a**. Yield of isolated product is given. <sup>a</sup> 5,5-Dimethyl-2-phenyl-1,3,2-dioxaborinane was used as the aryl source. <sup>b</sup> Triphenylboroxine was used as the aryl source.

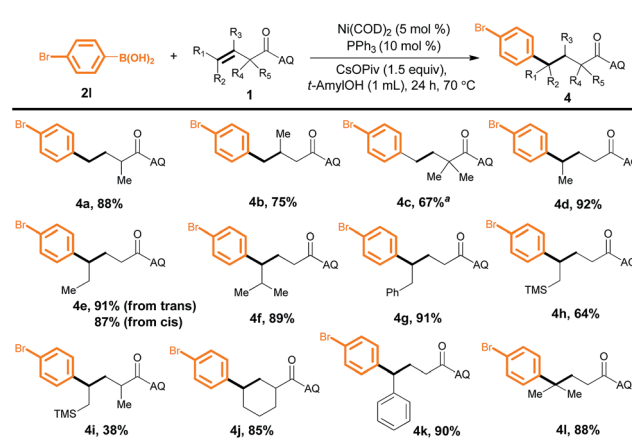
Table 1 Optimization of directed hydroarylation of unactivated alkene **1a** with 2-naphthalenylboronic acid **2a**<sup>a</sup>

Entry	Ligand	Base	Solvent (H source)	Yield <sup>b</sup> [%]
1	PCy <sub>3</sub>	—	MeOH	21
2	PCy <sub>3</sub>	—	<i>t</i> -AmylOH	29
3	PCy <sub>3</sub>	K <sub>2</sub> CO <sub>3</sub>	<i>t</i> -AmylOH	38
4	PCy <sub>3</sub>	KHCO <sub>3</sub>	<i>t</i> -AmylOH	23
5	PCy <sub>3</sub>	K <sub>3</sub> PO <sub>4</sub>	<i>t</i> -AmylOH	43
6	PCy <sub>3</sub>	NaOtBu	<i>t</i> -AmylOH	NR
7	PCy <sub>3</sub>	CsOPiv	<i>t</i> -AmylOH	53
8 <sup>c</sup>	PCy <sub>3</sub>	CsOPiv	<i>t</i> -AmylOH	61
9 <sup>c</sup>	PPh <sub>3</sub>	CsOPiv	<i>t</i> -AmylOH	86(85) <sup>d</sup>
10 <sup>c</sup>	CyPPH <sub>2</sub>	CsOPiv	<i>t</i> -AmylOH	77
11 <sup>c</sup>	S-Phos	CsOPiv	<i>t</i> -AmylOH	33
12 <sup>c</sup>	XantPhos	CsOPiv	<i>t</i> -AmylOH	59
13 <sup>e</sup>	PPh <sub>3</sub>	CsOPiv	<i>t</i> -AmylOH	NR

<sup>a</sup> Reactions were carried out with Ni(COD)<sub>2</sub> (5 mol%), ligand (10 mol%), base (0 or 1.5 equiv.), **1a** (0.2 mmol), and 2-naphthalenylboronic acid (**2a**, 0.3 mmol) in solvent (1 mL) for 48 h at 25 °C under a N<sub>2</sub> atmosphere. <sup>b</sup> Yields were determined by NMR spectroscopy with an internal standard. NR = no reaction. <sup>c</sup> 2.0 equiv. of **2a** was used. <sup>d</sup> The isolated yield is given in parenthesis. <sup>e</sup> Reaction without Ni(COD)<sub>2</sub>.

synthetic transformations. In addition, the reaction could be carried out on gram scale without a decrease in the yield (1.5 g of **3b**, 86%). The structure of **3b** was confirmed by X-ray diffraction analysis of a single crystal.<sup>10</sup>

We next evaluated the utility of this method for various unactivated alkenes (Scheme 3). Terminal alkenes bearing a single substituent at the  $\alpha$ - or  $\beta$ -position reacted smoothly to afford the desired products in good to excellent yields (**4a** and **4b**). A sterically congested  $\alpha,\alpha$ -disubstituted terminal alkene was also reactive, furnishing desired product **4c** in moderate yield, although a higher temperature (125 °C) and a higher loading (10 mol%) of a different ligand, PhPMe<sub>2</sub>, were required. Furthermore, internal alkenes bearing a variety of substituents at the  $\gamma$ -position could also be efficiently converted into the



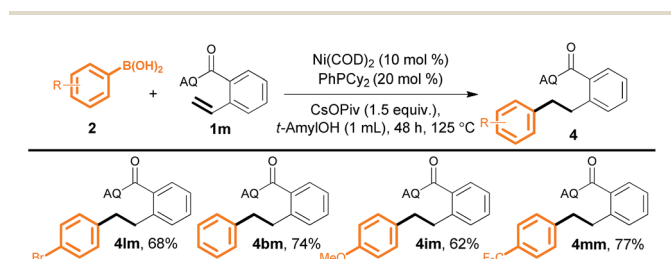
Scheme 3 Reactions of unactivated alkenes with aryl boronic acid **2l**. Yield of isolated product is given. <sup>a</sup> PhPMe<sub>2</sub> (10 mol%) as the ligand at 125 °C.



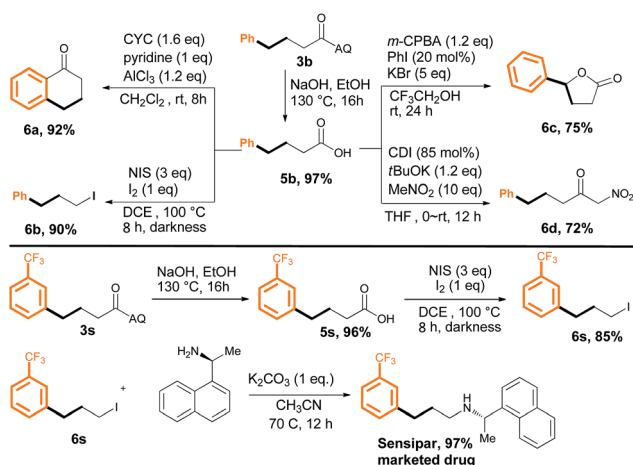
corresponding products (**4d–4l**); the steric and electronic effects of the substituents appeared to be negligible. Notably, the yields of **4e** from *trans*- and *cis*-3-hexenoic acid were essentially the same. In addition,  $\alpha,\gamma$ -disubstituted alkenes gave desired products **4i** and **4j**. Surprisingly, a  $\gamma,\gamma$ -disubstituted alkene could also be hydroarylated to produce compound **4l** (88%), which has a quaternary carbon center.

We wondered whether the introduction of the AQ directing group at the *ortho*-position of styrene would result in linear selectivity rather than the branched selectivity reported by Sigman *et al.* and Zhou *et al.* for hydroarylation of styrenes with aryl metals.<sup>4,6</sup> After extensive investigation, we found, to our delight, that reactions of styrene derivative **1m** with various aryl boronic acids occurred smoothly with completely linear selectivity and in moderate yield by employment of PhPCy<sub>2</sub> as the ligand and higher catalyst loading (10 mol% Ni(COD)<sub>2</sub>, higher temperature (125 °C), and longer reaction time (Scheme 4). This result clearly proved that the directing group controlled the regioselectivity of the hydrometalation.

The products obtained by the method described herein could provide access to structurally diverse synthetic building blocks by means of additional transformations (Scheme 5, upper panel). Specifically, removal of the AQ directing group of **3b** smoothly provided 4-phenylbutanoic acid (**5b**) in 97% yield. Acid **5b** could undergo intramolecular cyclization to yield tetralin-derivative **6a**, or the carboxyl group could be replaced with an iodine atom (**6b**). Five-membered lactone **6c** could be obtained by treatment of **5b** with a hypervalent iodine reagent, or the carboxyl group could be replaced with a nitro group (**6d**). Five-membered lactone **6c** could be obtained by treatment of **5b** with a hypervalent iodine reagent,



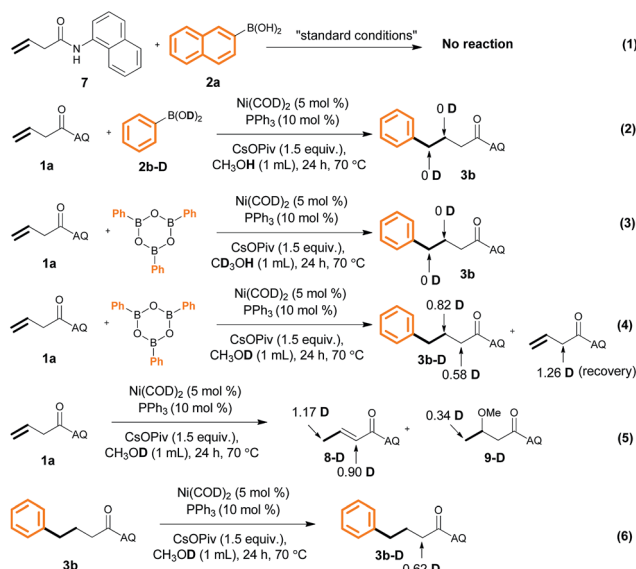
Scheme 4 Reactions of styrene derivative **1m** with aryl boronic acids.



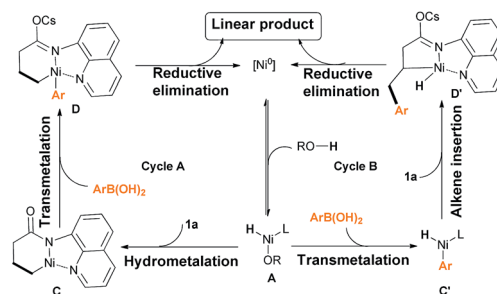
Scheme 5 Transformations of hydroarylation products **3b** and **3s**.

and **5b** readily underwent attack by CH<sub>3</sub>NO<sub>2</sub> to afford corresponding ketone derivative **6d**. To further demonstrate the synthetic usefulness of our method, we synthesized the drug Sensipar from **3s** (Scheme 5, lower panel). First, free acid **5s** was synthesized by removal of the AQ directing group, and then the acid was transformed into the corresponding alkyl iodide (**6s**) by treatment with NIS/I<sub>2</sub> in DCE. Simple amination of **6s** gave Sensipar in 97% yield.

To probe the reaction mechanism, we carried out a control experiment and a series of deuteration experiments (Scheme 6). We found that no reaction occurred when *N*-(naphthalenyl) butenamide **7** and 2-naphthalenylboronic acid (**2a**) were used as the substrates (eqn (1)). This result indicates that the presence of the AQ directing group on the unactivated alkene was indispensable. Treatment of PhB(OD)<sub>2</sub> **2b-D** with alkene **1a** in MeOH or treatment of (PhBO)<sub>3</sub> with **1a** in CD<sub>3</sub>OH gave undeuterated product **3b** (eqn (2) and (3)). However, the use of MeOD as the solvent led to the formation of **3b** that was only partially deuterated at both the  $\alpha$ - and  $\beta$ -positions (eqn (4)), which reveals that the hydrogen atom of the Ni–H intermediate **A** (Scheme 7) came from the methanol O–H group and



Scheme 6 Control experiment and deuteration experiments.



Scheme 7 Proposed mechanism of the Ni(0)-catalyzed directing-group-controlled hydroarylation of unactivated alkenes with aryl boronic acids.



hydrometalation of Ni–H is irreversible in the presence of aryl boronic acid. Further experiment suggests that hydro-metalation of starting material **1a** via Ni–H species would also happen to form 5-membered nickelacycle and is reversible in the absence of aryl boronic acid under our reaction conditions (eqn (5) and (6)). Additionally, the deuteration of  $\alpha$ -positions might be because of CsOPiv base.

On the basis of literature reports and our own mechanistic experiments, we propose two catalytic cycles that starts with the reversible formation of Ni–H species **A** (Scheme 7). For path A, coordination and subsequent hydrometalation of the C=C bond affords the six-membered nickelacyclic intermediate **C**, and then transmetalation of the aryl boronic acid generates intermediate **D**.<sup>11</sup> Finally, reductive elimination gives the desired product and regenerates the Ni(0) catalyst. Alternatively, intermediate **A** could also undergo transmetalation first to form Aryl–Ni–H species **C'**, and then alkene insertion to form five-membered nickelacyclic intermediate **D'**, which would involve reductive elimination to yield the same linear product. Note, that we have detected the production of naphthalene under our reaction condition. It indicated that cycle B might be the real process. However, at this stage, we still can't rule out cycle A.

## Conclusions

In conclusion, we have described the first method for Ni(0)-catalyzed directing-group-controlled linear-selective hydroarylation of unactivated alkenes and styrenes with aryl boronic acids under redox-neutral conditions. Our efficient, scalable method provides a general route to structurally diverse alkyl arene derivatives, including  $\gamma$ -aryl butyric acid derivatives, which are widely utilized as chemical feedstocks for the preparation of drugs and other biologically active compounds.

## Conflicts of interest

There are no conflicts to declare.

## Acknowledgements

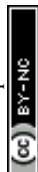
We are grateful for the financial support from the National Natural Science Foundation of China (21602115), 1000-Talent Youth Program (020/BF180181), the Natural Science Foundation of Tianjin (18JCYBJC20400), the Fundamental Research Funds for the Central Universities and Nankai University.

## Notes and references

- For some reviews on metal-hydride chemistry, see: (a) S. Rendler and M. Oestreich, *Angew. Chem., Int. Ed.*, 2007, **46**, 498; (b) C. Deutsch, N. Krause and B. H. Lipshutz, *Chem. Rev.*, 2008, **108**, 2916; (c) M. T. Pirnot, Y.-M. Wang and S. L. Buchwald, *Angew. Chem., Int. Ed.*, 2016, **55**, 48; (d) M. D. Greenhalgh, A. S. Jones and S. P. Thomas, *ChemCatChem*, 2015, **7**, 190; (e) R. M. Maksymowicz, A. J. Bisette and S. P. Fletcher, *Chem.–Eur. J.*, 2015, **21**,

5668; (f) S. W. M. Crossley, C. Obradors, R. M. Martinez and R. A. Shenvi, *Chem. Rev.*, 2016, **116**, 8912; (g) K. D. Nguyen, B. Y. Park, T. Luong, H. Sato, V. J. Garza and M. J. Krische, *Science*, 2016, **354**, 300.

- For some reviews on hydroarylation of alkenes, see: (a) F. Kakiuchi and S. Murai, *Acc. Chem. Res.*, 2002, **35**, 826; (b) S. Pan and T. Shibata, *ACS Catal.*, 2013, **3**, 704; (c) X. Zeng, *Chem. Rev.*, 2013, **113**, 6864; (d) L. Yang and H. Huang, *Chem. Rev.*, 2015, **115**, 3468; (e) G. E. M. Crisenza and J. F. Bower, *Chem. Lett.*, 2016, **45**, 2; (f) Z. Dong, Z. Ren, S. J. Thompson, Y. Xu and G. Dong, *Chem. Rev.*, 2017, **117**, 9333.
- For some examples on hydroarylation of alkenes using arenes as the aryl source, see: (a) Z.-M. Sun, J. Zhang, R. S. Manan and P. Zhao, *J. Am. Chem. Soc.*, 2010, **132**, 6935; (b) Y. Nakao, Y. Yamada, N. Kashihara and T. Hiyama, *J. Am. Chem. Soc.*, 2010, **132**, 13666; (c) K. Gao and N. Yoshikai, *J. Am. Chem. Soc.*, 2011, **133**, 400; (d) B.-T. Guan and Z. Hou, *J. Am. Chem. Soc.*, 2011, **133**, 18086; (e) J. Oyamada and Z. Hou, *Angew. Chem., Int. Ed.*, 2012, **51**, 12828; (f) S. Pan, N. Ryu and T. Shibata, *J. Am. Chem. Soc.*, 2012, **134**, 17474; (g) P.-S. Lee and N. Yoshikai, *Angew. Chem., Int. Ed.*, 2013, **52**, 1240; (h) T. Andou, Y. Saga, H. Komai, S. Matsunaga and M. Kanai, *Angew. Chem., Int. Ed.*, 2013, **52**, 3213; (i) W. Xu and N. Yoshikai, *Angew. Chem., Int. Ed.*, 2014, **53**, 14166; (j) G. E. M. Crisenza, N. G. McCreanor and J. F. Bower, *J. Am. Chem. Soc.*, 2014, **136**, 10258; (k) J. S. Bair, Y. Schramm, A. G. Sergeev, E. Clot, O. Eisenstein and J. F. Hartwig, *J. Am. Chem. Soc.*, 2014, **136**, 13098; (l) G. E. M. Crisenza, O. O. Sokolova and J. F. Bower, *Angew. Chem., Int. Ed.*, 2015, **54**, 14866; (m) Y. Schramm, M. Takeuchi, K. Semba, Y. Nakao and J. F. Hartwig, *J. Am. Chem. Soc.*, 2015, **137**, 12215; (n) Y. Ebe and T. Nishimura, *J. Am. Chem. Soc.*, 2015, **137**, 5899; (o) C. M. Filloux and T. Rovis, *J. Am. Chem. Soc.*, 2015, **137**, 508; (p) M. Hatano, Y. Ebe, T. Nishimura and H. Yorimitsu, *J. Am. Chem. Soc.*, 2016, **138**, 4010; (q) N. Kimura, T. Kochi and F. Kakiuchi, *J. Am. Chem. Soc.*, 2017, **139**, 14849; (r) J. Loup, D. Zell, J. C. A. Oliveira, H. Keil, D. Stalke and L. Ackermann, *Angew. Chem., Int. Ed.*, 2017, **56**, 14197.
- (a) K. M. Gligorich, S. A. Cummings and M. S. Sigman, *J. Am. Chem. Soc.*, 2007, **129**, 14193; (b) Y. Iwai, K. M. Gligorich and M. S. Sigman, *Angew. Chem., Int. Ed.*, 2008, **47**, 3219; (c) L. Liao and M. S. Sigman, *J. Am. Chem. Soc.*, 2010, **132**, 10209.
- (a) K. Semba, K. Ariyama, H. Zheng, R. Kameyama, S. Sakaki and Y. Nakao, *Angew. Chem., Int. Ed.*, 2016, **55**, 6275; (b) S. D. Friis, M. T. Pirnot and S. L. Buchwald, *J. Am. Chem. Soc.*, 2016, **138**, 8372; (c) S. D. Friis, M. T. Pirnot, L. N. Dupuis and S. L. Buchwald, *Angew. Chem., Int. Ed.*, 2017, **56**, 7242; (d) X. Lu, B. Xiao, Z. Zhang, T. Gong, W. Su, J. Yi, Y. Fu and L. Liu, *Nat. Commun.*, 2016, **7**, 11129; (e) S. A. Green, J. L. M. Matos, A. Yagi and R. A. Shenvi, *J. Am. Chem. Soc.*, 2016, **138**, 12779; (f) Y. He, Y. Cai and S. Zhu, *J. Am. Chem. Soc.*, 2017, **139**, 1061; (g) F. Chen, K. Chen, Y. Zhang, Y. He, Y.-M. Wang and S. Zhu, *J. Am. Chem. Soc.*, 2017, **139**, 13929; (h) W. Li, J. K. Boon and Y. Zhao, *Chem. Sci.*, 2018, **9**, 600.



- 6 L.-J. Xiao, L. Cheng, W.-M. Feng, M.-L. Li, J.-H. Xie and Q.-L. Zhou, *Angew. Chem. Int. Ed.*, 2018, **57**, 461.
- 7 For some recent examples on directed unactivated alkenes functionalization without metal hydride species, see: (a) E. P. A. Talbot, T. A. Fernandes, J. M. McKenna and F. D. Toste, *J. Am. Chem. Soc.*, 2014, **136**, 4101; (b) A. Archambeau and T. Rovis, *Angew. Chem., Int. Ed.*, 2015, **54**, 13337; (c) Z. Liu, T. Zeng, K. S. Yang and K. M. Engle, *J. Am. Chem. Soc.*, 2016, **138**, 15122; (d) K. S. Yang, J. A. Gurak Jr, Z. Liu and K. M. Engle, *J. Am. Chem. Soc.*, 2016, **138**, 14705; (e) J. A. Gurak Jr, K. S. Yang, Z. Liu and K. M. Engle, *J. Am. Chem. Soc.*, 2016, **138**, 5805; (f) J. Derosa, V. T. Tran, M. N. Boulous, J. S. Chen and K. M. Engle, *J. Am. Chem. Soc.*, 2017, **139**, 10657; (g) Z. Liu, Y. Wang, Z. Wang, T. Zeng, P. Liu and K. M. Engle, *J. Am. Chem. Soc.*, 2017, **139**, 11261; (h) J. A. Gurak Jr and K. M. Engle, *Synlett*, 2017, **28**, 2057; (i) B. Shrestha, P. Basnet, R. K. Dhungana, S. Kc, S. Thapa, J. M. Sears and R. Giri, *J. Am. Chem. Soc.*, 2017, **139**, 10653; (j) S. Guin, A. Deb, P. Dolui, S. Chakraborty, V. K. Singh and D. Maiti, *ACS Catal.*, 2018, **8**, 2664; (k) A. Deb, A. Hazra, Q. Peng, R. S. Paton and D. Maiti, *J. Am. Chem. Soc.*, 2017, **139**, 763; (l) A. Deb, S. Bag, R. Kancherla and D. Maiti, *J. Am. Chem. Soc.*, 2014, **136**, 13602.
- 8 For some directed hydrofunctionalizations involving M-H species, see: hydrogenation: (a) R. H. Crabtree and M. W. Davis, *J. Org. Chem.*, 1986, **51**, 2655; (b) S. Song, S.-F. Zhu, Y.-B. Yu and Q.-L. Zhou, *Angew. Chem., Int. Ed.*, 2013, **52**, 1556; hydrosilylation: (c) J. B. Perales and D. L. Van Vranken, *J. Org. Chem.*, 2001, **66**, 7270; (d) Y. Kawasaki, Y. Ishikawa, K. Igawa and K. Tomooka, *J. Am. Chem. Soc.*, 2011, **133**, 20712; hydroboration: (e) D. A. Evans and G. C. Fu, *J. Am. Chem. Soc.*, 1991, **113**, 4042; (f) C. E. Garrett and G. C. Fu, *J. Org. Chem.*, 1998, **63**, 1370; (g) M. Rubina, M. Rubin and V. Gevorgyan, *J. Am. Chem. Soc.*, 2003, **125**, 7198; (h) S. M. Smith and J. M. Takacs, *J. Am. Chem. Soc.*, 2010, **132**, 1740; (i) C. Sun, B. Potter and J. P. Morken, *J. Am. Chem. Soc.*, 2014, **136**, 6534; (j) Z.-D. Yang, R. Pal, G. L. Hoang, X. C. Zeng and J. M. Takacs, *ACS Catal.*, 2014, **4**, 763; (k) G. L. Hoang, Z.-D. Yang, S. M. Smith, R. Pal, J. L. Miska, D. E. Pérez, L. S. W. Pelter, X. C. Zeng and J. M. Takacs, *Org. Lett.*, 2015, **17**, 940; (l) V. M. Shoba, N. C. Thacker, A. J. Bochat and J. M. Takacs, *Angew. Chem., Int. Ed.*, 2016, **55**, 1465; (m) S. Chakraborty and J. M. Takacs, *J. Am. Chem. Soc.*, 2017, **139**, 6066; hydroacylation; (n) M. M. Coulter, P. K. Dornan and V. M. Dong, *J. Am. Chem. Soc.*, 2009, **131**, 6932; (o) M. M. Coulter, K. G. M. Kou, B. Galligan and V. M. Dong, *J. Am. Chem. Soc.*, 2010, **132**, 16330; (p) S. K. Murphy, A. Bruch and V. M. Dong, *Angew. Chem., Int. Ed.*, 2014, **53**, 2455; (q) S. K. Murphy, A. Brucha and V. M. Dong, *Chem. Sci.*, 2015, **6**, 174; hydroformylation; (r) C. L. Joe, T. P. Blaisdell, A. F. Geoghan and K. L. Tan, *J. Am. Chem. Soc.*, 2014, **136**, 8556; (s) I. J. Krauss, C. C.-Y. Wang and J. L. Leighton, *J. Am. Chem. Soc.*, 2001, **123**, 11514; (t) A. D. Worthy, L. Joe, T. E. Lightburn and K. L. Tan, *J. Am. Chem. Soc.*, 2010, **132**, 14757; (u) B. Breit and D. Breuninger, *J. Am. Chem. Soc.*, 2004, **126**, 10244.
- 9 (a) A. F. Döbber, R. H. Phoa, B. W. Abbassi, B. W. Stringer, T. G. Day, M. Johns, C. P. Abadleh and L. Munoz, *ACS Med. Chem. Lett.*, 2017, **8**, 395; (b) P. Prusevich, J. H. Kalin, S. A. Ming, M. Basso, J. Givens, X. Li, J. Hu, M. S. Taylor, A. M. Cieniewicz, P.-Y. Hsiao, R. Huang, H. Roberson, N. Adejola, L. B. Avery, R. A. Casero Jr, S. D. Taverna, J. Qian, A. J. Tackett, R. R. Ratan, O. G. McDonald, A. P. Feinberg and P. A. Cole, *ACS Chem. Biol.*, 2014, **9**, 1284; (c) Y.-Z. Xu, X.-Y. Gu, S.-J. Peng, J.-G. Fang, Y.-M. Zhang, D.-J. Huang, J.-J. Chen and K. Gao, *Eur. J. Med. Chem.*, 2015, **94**, 284.
- 10 CCDC 1838875 (**3b**) contains the supplementary crystallographic data.†
- 11 (a) G. Huang and P. Liu, *ACS Catal.*, 2016, **6**, 809; (b) M. Liu, P. Yang, M. K. Karunananda, Y. Wang, P. Liu and K. M. Engle, *J. Am. Chem. Soc.*, 2018, **140**, 5805; (c) Z. Liu, H.-Q. Ni, T. Zeng and K. M. Engle, *J. Am. Chem. Soc.*, 2018, **140**, 3223.

