



Cite this: *Chem. Sci.*, 2018, 9, 7700

All publication charges for this article have been paid for by the Royal Society of Chemistry

Received 5th June 2018  
Accepted 10th August 2018

DOI: 10.1039/c8sc02459f

rsc.li/chemical-science

# Addition of arylstannanes to alkynes giving *ortho*-alkenylarylstannanes catalysed cooperatively by a rhodium complex and zinc chloride†

Jialin Ming, Qi Shi and Tamio Hayashi \*

The reaction of arylstannanes ArSnR<sub>3</sub> with unfunctionalised alkynes was found to proceed in the presence of a rhodium catalyst and a catalytic amount of zinc chloride to give *ortho*-alkenylarylstannanes with high selectivity in high yields. The catalytic cycle is very unique, consisting of three transmetalation steps, from Sn to Rh, Rh to Zn, and Zn to Sn, in addition to arylrhodation of alkyne followed by 1,4-migration of Rh from 2-arylalkenyl carbon to *ortho*-alkenylaryl carbon.

## Introduction

Organostannanes are organometallic reagents widely used for organic synthesis.<sup>1</sup> They are easy to handle because of their inertness towards oxygen and moisture, while the organostannanes are reactive with various electrophiles in the presence of appropriate activators. A typical example is the palladium-catalysed cross-coupling reaction (Stille coupling).<sup>2</sup> The organostannanes have been most commonly prepared by the reaction of highly reactive organometals (RLi, RMgX) with tin electrophiles, and considerable attention has been paid to the development of their new synthetic methods. Palladium- or nickel-catalysed stannylation of organic electrophiles with distannanes is one of the examples.<sup>3</sup> Here we report our findings that migratory arylstannylation of unfunctionalised alkynes is catalysed by Rh complexes in the presence of a catalytic amount of ZnCl<sub>2</sub> to give high yields of *ortho*-alkenylarylstannanes with high selectivity. The reaction is proposed to proceed through 1,4-migration of Rh from alkenyl carbon to aryl carbon<sup>4–6</sup> (Scheme 1a). Carbostannylation of alkynes with allyl- and alkynylstannanes has been reported to be catalysed by transition metals such as Pd and Ni,<sup>7,8</sup> but the addition of arylstannanes has not been reported, to the best of our knowledge (Scheme 1b). This type of arylmetalation reaction that is accompanied by the 1,4-migration of the metal has been reported by Yoshikai for arylzincation catalysed by a cobalt complex (Scheme 1c).<sup>9</sup>

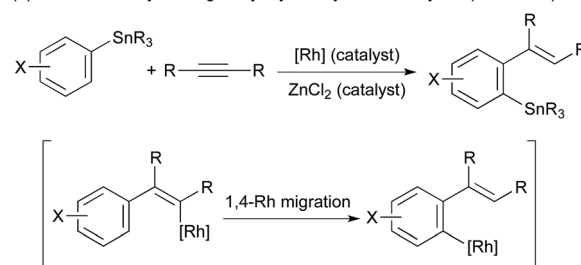
Division of Chemistry and Biological Chemistry, School of Physical and Mathematical Sciences, Nanyang Technological University, 21 Nanyang Link, Singapore 637371, Singapore. E-mail: hayashi@ntu.edu.sg

† Electronic supplementary information (ESI) available: Experimental procedures, compound characterization data and X-ray crystallographic data of compound **3ag**. CCDC 1841177. For ESI and crystallographic data in CIF or other electronic format see DOI: 10.1039/c8sc02459f

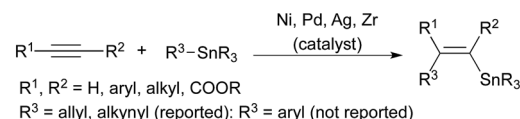
## Results and discussion

The results obtained for the reaction of 4-octyne (**2a**) with PhSnBu<sub>3</sub> (**1a**, 2.0 equiv. to **2a**) under various conditions are summarised in Table 1. The migratory arylstannylation was found to proceed in the presence of ZnCl<sub>2</sub> (1.0 equiv. to **2a**) and a rhodium catalyst generated from [RhCl(coe)<sub>2</sub>]<sub>2</sub> (5.0 mol% of Rh) and binap<sup>10</sup> (5.5 mol%) in dioxane at 130 °C for 16 h to give 85% yield of 4-(2-stannylphenyl)-4-octene (**3aa**) with perfect *E* geometry<sup>11</sup> (entry 1). The direct arylstannylation product **4aa** was not formed in a detectable amount under these reaction

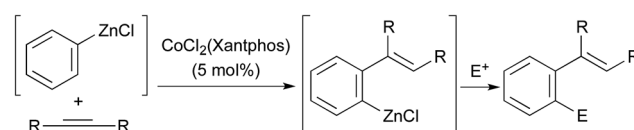
(a) Rhodium-catalyzed migratory arylstannylation of alkynes (This Work)



(b) Catalytic carbostannylation of alkynes



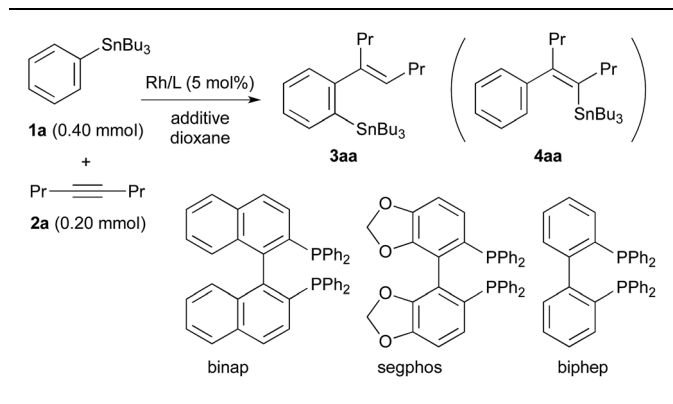
(c) Cobalt-catalyzed migratory arylzincation of alkynes (Yoshikai)



Scheme 1 Arylstannylation of alkynes and 1,4-migration.



**Table 1** Rhodium-catalysed phenylstannylation of 4-octyne (**2a**) with PhSnBu<sub>3</sub> (**1a**)<sup>a</sup>



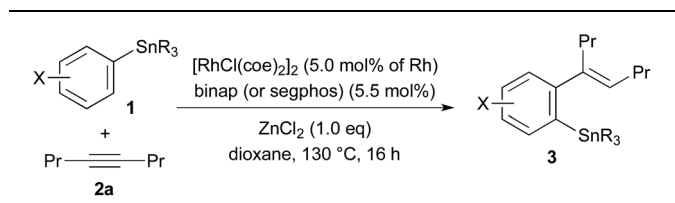
Entry	Rh catalyst <sup>b</sup> (5 mol%)	Additive (equiv. to <b>2a</b> )	Yield <sup>c</sup> (%) of <b>3aa</b>
1	Rh/binap	ZnCl <sub>2</sub> (1.0)	85
2	Rh/binap	ZnCl <sub>2</sub> (2.0)	89
3	Rh/binap	ZnCl <sub>2</sub> (0.50)	73
4	Rh/binap	ZnCl <sub>2</sub> (0.25)	71
5	Rh/binap	ZnCl <sub>2</sub> (0.10)	27
6	Rh/binap	—	0
7 <sup>d</sup>	Rh/binap	ZnCl <sub>2</sub> (1.0)	75
8	Rh/binap	ZnBr <sub>2</sub> (1.0)	43
9	Rh/binap	ZnI <sub>2</sub> (1.0)	18
10	Rh/binap	CuCl (1.0)	<3
11	Rh/segphos	ZnCl <sub>2</sub> (1.0)	73
12	Rh/biphep	ZnCl <sub>2</sub> (1.0)	71
13	Rh/dppf	ZnCl <sub>2</sub> (1.0)	16
14	Rh/dppe	ZnCl <sub>2</sub> (1.0)	0
15	Rh/dppp	ZnCl <sub>2</sub> (1.0)	0
16	Rh/xantphos	ZnCl <sub>2</sub> (1.0)	0
17	Rh/PPh <sub>3</sub> <sup>e</sup>	ZnCl <sub>2</sub> (1.0)	<3
18	Rh/cod <sup>f</sup>	ZnCl <sub>2</sub> (1.0)	0
19	Ir/binap <sup>g</sup>	ZnCl <sub>2</sub> (1.0)	0
20	Co/xantphos <sup>h</sup>	ZnCl <sub>2</sub> (1.0)	7

<sup>a</sup> Reaction conditions: 4-octyne (**2a**) (0.20 mmol), PhSnBu<sub>3</sub> (**1a**) (0.40 mmol) and ZnCl<sub>2</sub> (0.20 mmol) in dioxane (1.0 mL) at 130 °C (bath temp.) for 16 h. <sup>b</sup> Rh catalyst (5 mol% of Rh) was generated *in situ* from [RhCl(coe)<sub>2</sub>]<sub>2</sub> (10 μmol of Rh) and bisphosphine (11 μmol). <sup>c</sup> Isolated yield. <sup>d</sup> At 100 °C. <sup>e</sup> RhCl(PPh<sub>3</sub>)<sub>3</sub> (10 μmol). <sup>f</sup> [RhCl(cod)]<sub>2</sub> (10 μmol of Rh). <sup>g</sup> [IrCl(coe)<sub>2</sub>]<sub>2</sub> (10 μmol of Ir) + binap (11 μmol). <sup>h</sup> CoCl<sub>2</sub>(xantphos) (10 μmol).

conditions. The yield of **3aa** was dependent on the amount of ZnCl<sub>2</sub> to some extent. With 2.0 equiv. of ZnCl<sub>2</sub>, the yield was slightly increased (89%) (entry 2). The yields were lower with less amount of ZnCl<sub>2</sub>, being 73%, 71% and 27%, with 0.50, 0.25 and 0.10 equiv. of ZnCl<sub>2</sub>, respectively (entries 3–5). It is noted that ZnCl<sub>2</sub> is working as a catalyst though a substoichiometric amount is necessary for a high yield of **3aa**. The presence of ZnCl<sub>2</sub> is essential for the present arylstannylation, **3aa** being not formed at all in its absence (entry 6). At lower reaction temperature (100 °C), the yield of **3aa** was lower by 10% (entry 7). Other zinc halides, ZnBr<sub>2</sub> and ZnI<sub>2</sub> were less catalytically active than ZnCl<sub>2</sub> (entries 8 and 9). It is difficult to find a substitute of ZnCl<sub>2</sub> from other metal salts. CuCl<sup>12</sup> gave a trace amount of **3aa** (entry 10). The binap ligand on Rh can be replaced by segphos or biphep, both of which are analogous to


binap in that their backbones connecting two phosphino groups are biaryls. The yields with segphos<sup>13</sup> and biphep were slightly lower (73% and 71%, respectively) than that with binap for the reaction of PhSnBu<sub>3</sub> (**1a**) (entries 11 and 12), but for the reactions of some other arylstannanes, the yields of the arylstannylation products are higher with segphos ligand (see Table 2). The catalytic activity of other phosphine–Rh complexes were much lower. While dppf ligand gave a low yield (16%) of **3aa** (entry 13), the reaction did not take place with dppe, dppp, xantphos or PPh<sub>3</sub> (entries 14–17). Rh complex with cyclooctadiene (cod) ligand or Ir/binap complex did not catalyse the reaction either (entries 18 and 19). The cobalt complex, CoCl<sub>2</sub>(xantphos), which has been reported to be an effective catalyst for the migratory arylzincation,<sup>9</sup> is not a catalyst of choice for the present arylstannylation, yielding only 7% of **3aa** (entry 20).

**Table 2** Rhodium-catalysed arylstannylation of 4-octyne (**2a**) with ArSnR<sub>3</sub> **1**<sup>a</sup>



Entry	ArSnR <sub>3</sub> <b>1</b>	L on Rh <sup>b</sup>	Yield <sup>c</sup> (%) of <b>3</b>
1	PhSnBu <sub>3</sub> ( <b>1a</b> )	Binap	85 ( <b>3aa</b> )
2	PhSnMe <sub>3</sub> ( <b>1b</b> )	Binap <sup>d</sup>	77 ( <b>3ba</b> )
3	PhSnPr <sub>3</sub> ( <b>1c</b> )	Binap	89 ( <b>3ca</b> )
4	PhSnOct <sub>3</sub> ( <b>1d</b> )	Binap	78 ( <b>3da</b> )
5	4-MeC <sub>6</sub> H <sub>4</sub> SnBu <sub>3</sub> ( <b>1e</b> )	Binap	87 ( <b>3ea</b> )
6	4-PhC <sub>6</sub> H <sub>4</sub> SnBu <sub>3</sub> ( <b>1f</b> )	Binap	91 ( <b>3fa</b> )
7	4-Me <sub>3</sub> SiC <sub>6</sub> H <sub>4</sub> SnBu <sub>3</sub> ( <b>1g</b> )	Binap	83 ( <b>3ga</b> )
8	4-CF <sub>3</sub> OC <sub>6</sub> H <sub>4</sub> SnBu <sub>3</sub> ( <b>1h</b> )	Binap	83 ( <b>3ha</b> )
9	4-MeOC <sub>6</sub> H <sub>4</sub> SnBu <sub>3</sub> ( <b>1i</b> )	Binap <sup>d</sup>	65 ( <b>3ia</b> )
10	4-FC <sub>6</sub> H <sub>4</sub> SnBu <sub>3</sub> ( <b>1j</b> )	Binap	77 ( <b>3ja</b> )
11	4-ClC <sub>6</sub> H <sub>4</sub> SnBu <sub>3</sub> ( <b>1k</b> )	Binap	73 ( <b>3ka</b> )
12	4-ClC <sub>6</sub> H <sub>4</sub> SnBu <sub>3</sub> ( <b>1k</b> )	Segphos	84 ( <b>3ka</b> )
13	4-BrC <sub>6</sub> H <sub>4</sub> SnBu <sub>3</sub> ( <b>1l</b> )	Binap	47 ( <b>3la</b> )
14	4-BrC <sub>6</sub> H <sub>4</sub> SnBu <sub>3</sub> ( <b>1l</b> )	Segphos	78 ( <b>3la</b> )
15	4-NCC <sub>6</sub> H <sub>4</sub> SnBu <sub>3</sub> ( <b>1m</b> )	Binap	51 ( <b>3ma</b> )
16	4-NCC <sub>6</sub> H <sub>4</sub> SnBu <sub>3</sub> ( <b>1m</b> )	Segphos	67 ( <b>3ma</b> )
17	4-MeOOC <sub>6</sub> H <sub>4</sub> SnBu <sub>3</sub> ( <b>1n</b> )	Binap	61 ( <b>3na</b> )
18	4-MeOOC <sub>6</sub> H <sub>4</sub> SnBu <sub>3</sub> ( <b>1n</b> )	Segphos	82 ( <b>3na</b> )
19	4-CF <sub>3</sub> C <sub>6</sub> H <sub>4</sub> SnBu <sub>3</sub> ( <b>1o</b> )	Segphos	69 ( <b>3oa</b> )
20	3-MeC <sub>6</sub> H <sub>4</sub> SnBu <sub>3</sub> ( <b>1p</b> )	Binap	77 ( <b>3pa</b> ) <sup>e</sup>
21	3-Me <sub>3</sub> SiC <sub>6</sub> H <sub>4</sub> SnBu <sub>3</sub> ( <b>1q</b> )	Binap	84 ( <b>3qa</b> ) <sup>e</sup>
22	3-CF <sub>3</sub> C <sub>6</sub> H <sub>4</sub> SnBu <sub>3</sub> ( <b>1r</b> )	Binap	67 ( <b>3ra</b> ) <sup>e</sup>
23	2-NaphthylSnBu <sub>3</sub> ( <b>1s</b> )	Binap	83 ( <b>3sa</b> ) <sup>e</sup>
24	2-MeC <sub>6</sub> H <sub>4</sub> SnBu <sub>3</sub> ( <b>1t</b> )	Binap	<3 ( <b>3ta</b> )

<sup>a</sup> Reaction conditions: 4-octyne (**2a**) (0.20 mmol), ArSnR<sub>3</sub> **1** (0.40 mmol), ZnCl<sub>2</sub> (0.20 mmol) and Rh catalyst (5 mol% of Rh) in dioxane (1.0 mL) at 130 °C (bath temp.) for 16 h. <sup>b</sup> Rh catalyst (5 mol% of Rh) was generated *in situ* from [RhCl(coe)<sub>2</sub>]<sub>2</sub> (10 μmol of Rh) and binap or segphos (11 μmol). <sup>c</sup> Isolated yield. <sup>d</sup> In THF at 90 °C. <sup>e</sup> Regioselective 1,4-shift giving the products **3** shown below.



The reaction conditions optimised for the phenylstannylation with PhSnBu<sub>3</sub> (**1a**), that is, with Rh/binap (5 mol%) and ZnCl<sub>2</sub> (1.0 equiv.) at 130 °C (entry 1 in Table 1), were successfully applied to the reaction of several other aryltin reagents ArSnR<sub>3</sub> with 4-octyne (**2a**) (Table 2). The phenyltin reagents PhSnR<sub>3</sub>, where R is methyl (**1b**), propyl (**1c**) and octyl (**1d**), all gave the corresponding phenylstannylation products **3ba–3da** in high yields (entries 2–4). The yields are generally high for *para*-substituted aryltin reagents, those substituted with Me, Ph, Me<sub>3</sub>Si and CF<sub>3</sub>O groups giving the corresponding products in 83–91% yields (entries 5–8). The lower yield (65%) for MeO-substituted one **1i** is mainly due to the instability of the product **3ia** under the reaction conditions (entry 9). For the reaction of aryltin reagents substituted with electron-withdrawing groups at *para*-position, Cl (**1k**), Br (**1l**), CN (**1m**) and COOMe (**1n**), the Rh/binap catalyst was not very effective resulting in lower yields of the corresponding arylstannylation products. The use of Rh/segphos as a catalyst instead of Rh/binap improved the reaction for these aryltin reagents (entries 11–18). A typical example is the reaction of 4-BrC<sub>6</sub>H<sub>4</sub>SnBu<sub>3</sub>, where the yields of the product **3la** are 47% and 78% with binap and segphos ligands, respectively (entries 13 and 14). In the arylstannylation with *meta*-substituted aryltin reagents, perfect regioselectivity at the 1,4-migration was observed. Thus, the reaction of those substituted with Me (**1p**), Me<sub>3</sub>Si (**1q**) and CF<sub>3</sub> (**1r**) gave the corresponding 2,4-disubstituted aryltins **3pa–3ra**, which are the less hindered isomers, exclusively (entries 20–22). The regioselectivity was also high for the reaction of 2-naphthyltin **1s**, where the 1,4-migration took place to the less hindered 3-position selectively (entry 23). Unfortunately, the migratory arylstannylation did not take place for *ortho*-substituted tin reagent **1t** under the present conditions (entry 24).

The results obtained for the reaction of PhSnBu<sub>3</sub> (**1a**) with several unfunctionalised alkynes substituted with alkyl and aryl groups are summarised in Table 3. The migratory arylstannylation proceeded well for longer-chained dialkylacetylenes, 5-decyne (**2b**) and 8-hexadecyne (**2c**), to give high yields of the corresponding products, **3ab** and **3ac**, respectively. In the reaction of unsymmetrically substituted dialkylacetylene **2d**, the regioselectivity at the addition to alkyne was low, resulting in the formation of a mixture of **3ad** and its regioisomer in a ratio of 1.2/1.0. Diarylacetylenes also underwent the migratory arylstannylation, although the yields are generally lower than those for dialkylacetylenes.<sup>14</sup> The reaction of alkyl(aryl)alkynes **2h–2l**, proceeded with high regioselectivity for the bond formation between phenyl group of phenyltin **1a** and alkyl-substituted alkyne carbon. This selectivity is as expected from the reported regiochemistry at carbometalation of alkyl(aryl)alkynes.<sup>15</sup>

The reaction pathway of the present migratory arylstannylation of alkynes, which is catalysed cooperatively by Rh complex and ZnCl<sub>2</sub>, is proposed as shown in Scheme 2. Thus, the transmetalation of phenyl group from Sn to Rh takes place at the reaction of PhSnR<sub>3</sub> **1** with a Cl–Rh species **A** to generate Ph–Rh intermediate **B** and ClSnR<sub>3</sub>,<sup>16</sup> the latter being to be involved at the final step leading to the stannylation product **3**. The *syn*-addition of Ph–Rh **B** to alkyne **2** generates 2-arylalkenyl–Rh **C** and 1,4-migration of Rh from alkenyl to phenyl<sup>4,5</sup> gives

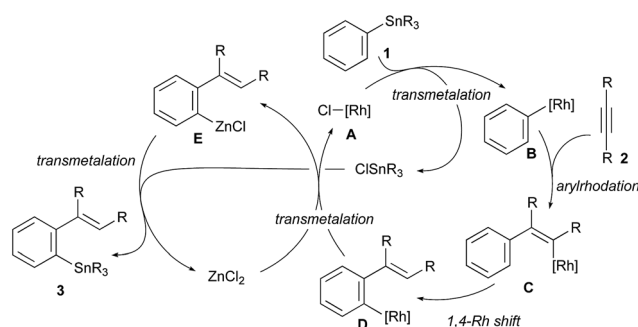
Table 3 Rhodium-catalysed arylstannylation of alkynes **2** with PhSnBu<sub>3</sub> (**1a**)<sup>a</sup>

	<b>3aa</b> (Alk = n-C <sub>3</sub> H <sub>7</sub> ): 85% yield	
	<b>3ab</b> (Alk = n-C <sub>4</sub> H <sub>9</sub> ): 84% yield	
	<b>3ac</b> (Alk = n-C <sub>7</sub> H <sub>15</sub> ): 83% yield	
	<b>3ae</b> (Ar = Ph): 72% yield	
	<b>3af</b> (Ar = 4-MeOC <sub>6</sub> H <sub>4</sub> ): 78% yield	
	<b>3ag</b> (Ar = 4-FC <sub>6</sub> H <sub>4</sub> ): 74% yield	
	<b>3ah</b> (Alk = C <sub>2</sub> H <sub>5</sub> , Ar = Ph): 73% yield (regio: 9/1)	
	<b>3ai</b> (Alk = C <sub>2</sub> H <sub>5</sub> , Ar = 4-Me <sub>3</sub> SiC <sub>6</sub> H <sub>4</sub> ): 77% yield (regio: 10/1)	
	<b>3aj</b> (Alk = C <sub>2</sub> H <sub>5</sub> , Ar = 3,4,5-MeO <sub>3</sub> C <sub>6</sub> H <sub>2</sub> ): 76% yield (regio: 17/1)	
	<b>3ak</b> (Alk = n-C <sub>3</sub> H <sub>7</sub> , Ar = Ph): 71% yield (regio: 8/1)	
	<b>3al</b> (Alk = n-C <sub>4</sub> H <sub>9</sub> , Ar = Ph): 73% yield (regio: 7/1)	

<sup>a</sup> Reaction conditions: alkyne **2** (0.20 mmol), PhSnBu<sub>3</sub> **1a** (0.40 mmol), ZnCl<sub>2</sub> (0.20 mmol) and Rh catalyst (5 mol% of Rh), generated *in situ* from [RhCl(coe)<sub>2</sub>]<sub>2</sub> (10 μmol of Rh) and binap (11 μmol), in dioxane (1.0 mL) at 130 °C (bath temp.) for 16 h. The structures of main regioisomers are shown for the products from unsymmetrically substituted alkynes.

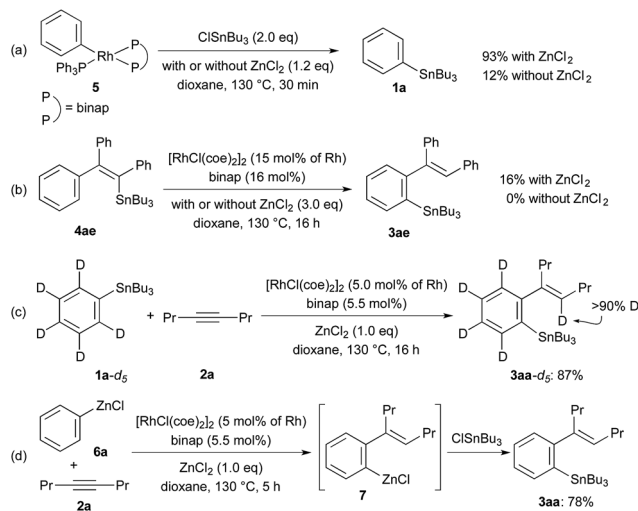
*ortho*-alkenylphenyl–Rh intermediate **D**, which has been reported to be thermodynamically more stable than **C**.<sup>5e</sup> Transmetalation between the *ortho*-alkenylphenyl–Rh **D** and ZnCl<sub>2</sub> takes place to give arylzinc chloride **E** and the Cl–Rh species **A**. Finally, the reaction of arylzinc chloride **E** with ClSnR<sub>3</sub>,<sup>17</sup> which was formed at the transmetalation between PhSnR<sub>3</sub> **1** and Cl–Rh **A**, leads to *ortho*-alkenylphenylstannane **3**, with regenerating ZnCl<sub>2</sub>. Direct transmetalation between the Ar–Rh intermediate **D** and PhSnR<sub>3</sub> **1** giving Ph–Rh **B** and the product **3** is less likely because a catalytic amount of ZnCl<sub>2</sub> is essential for the present arylstannylation to take place (see entries 1–6 in Table 1).

The reactions shown in Scheme 3 gave us further information on the catalytic cycle. Stoichiometric reactions of Ph–Rh complex, RhPh(PPh<sub>3</sub>) (binap) (**5**),<sup>18</sup> with ClSnBu<sub>3</sub> (2.0 equiv.) in



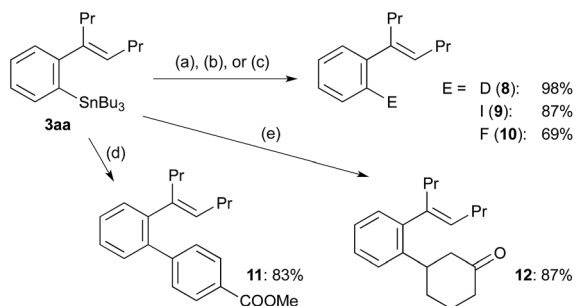
Scheme 2 A catalytic cycle proposed for migratory arylstannylation of alkynes catalysed by Rh complex and ZnCl<sub>2</sub>.





Scheme 3 Reactions to support the catalytic cycle.

the presence of  $\text{ZnCl}_2$  (1.2 equiv.) in dioxane at  $130\text{ }^\circ\text{C}$  gave 93% yield of  $\text{PhSnBu}_3$  (**1a**), while the yield of **1a** is very low (12%) in the absence of  $\text{ZnCl}_2$  under otherwise the same conditions (Scheme 3a). These reactions are related to the last transmetalation step producing **3** from Ar–Rh intermediate **D** in the catalytic cycle. The results show that the direct transmetalation between intermediate **D** and  $\text{ClSnR}_3$  is slow and that  $\text{ZnCl}_2$  greatly accelerates the transmetalation. The fast transmetalation in the presence of  $\text{ZnCl}_2$  is probably because of a lower energy caused by the double transmetalations from Rh to Zn and from Zn to Sn by way of arylzinc species **E**. Rhodium-catalysed 1,4-migration of Sn from alkenylstannane **4ae** to arylstannane **3ae** was observed in the presence of  $\text{ZnCl}_2$ , albeit in a low yield (16%).<sup>19</sup> The 1,4-migration of Sn did not take place in the absence of  $\text{ZnCl}_2$  (Scheme 3b). The catalytic cycle involving the 1,4-Rh shift from intermediates **C** to **D** is supported by these results. The deuterium-labeling study using  $\text{C}_6\text{D}_5\text{SnBu}_3$  (**1a-d<sub>5</sub>**) (Scheme 3c), where the deuterium is incorporated at olefinic carbon in **3aa-d<sub>5</sub>**, further supports this catalytic cycle involving the 1,4-Rh shift. The present Rh/ $\text{ZnCl}_2$  cocatalyst system is also applicable to the addition of  $\text{PhZnCl}$

Scheme 4 Transformation of *ortho*-alkenylarylstannane **3aa**. (a)  $(\text{CF}_3\text{CO})_2\text{O}$ ,  $\text{D}_2\text{O}$ . (b)  $\text{I}_2$ ,  $\text{CH}_2\text{Cl}_2$ . (c) Selectfluor,  $\text{AgOTf}$ , acetone. (d)  $4\text{-IC}_6\text{H}_4\text{COOMe}$ ,  $\text{PdCl}_2(\text{PPh}_3)_2$  (10 mol%),  $\text{CuI}$ , DMF. (e) 2-Cyclohexenone,  $[\text{RhCl}(\text{cod})_2]$  (5 mol% Rh),  $\text{KOH}$ , dioxane/ $\text{H}_2\text{O}$ .

(**6a**) to 4-octyne (**2a**) generating *ortho*-alkenylphenylzinc species **7**,<sup>20</sup> the reaction of which with  $\text{ClSnBu}_3$  gave 78% yield of the tin compound **3aa** (Scheme 3d).

The synthetic utility of arylstannanes has been well established.<sup>1</sup> According to the reported procedures,<sup>21–23</sup> tributylstannyl group in **3aa** was converted into deuterio (**8**), iodo (**9**) and fluoro (**10**) successfully (Scheme 4). The palladium-catalysed cross-coupling with an aryl iodide<sup>2</sup> and the rhodium-catalysed conjugate addition to 2-cyclohexenone<sup>16</sup> gave high yields of the corresponding products, **11** and **12**, respectively, as expected.

## Conclusions

To summarise, migratory arylstannylation was found to take place in the reaction of arylstannanes  $\text{ArSnR}_3$  with unfunctionalised alkynes in the presence of a bisphosphine–rhodium catalyst and a catalytic amount of zinc chloride to produce *ortho*-alkenylarylstannanes in high yields. A catalytic cycle involving three transmetalation steps is proposed. That is, transmetalation of aryl groups from Sn to Rh, Rh to Zn, and Zn to Sn.

## Conflicts of interest

There are no conflicts to declare.

## Acknowledgements

This work was supported by funding from Nanyang Technological University and the Singapore Ministry of Education (AcRF MOE 2016-T1-001-247 and 2017-T2-1-064).

## Notes and references

- (a) M. Gielen, A. G. Davies, K. H. Pannell and E. Tiekink, *Tin chemistry: fundamentals, frontiers, and applications*, Wiley, 2008; (b) A. G. Davies, in *Organotin Chemistry*, Wiley-VCH, Weinheim, 2nd edn, 2004, p. 140; (c) M. Pereyre, J.-P. Quintard and A. Rahm, *Tin in Organic Synthesis*, Butterworths & Co., 1987.
- (a) C. Cordovilla, C. Bartolomé, J. M. Martínez-Iharduya and P. Espinet, *ACS Catal.*, 2015, **5**, 3040; (b) A. de Meijere, S. Bräse and M. Oestreich, *Metal-Catalyzed Cross-Coupling Reactions and More*, Wiley-VCH, Weinheim, 2014; (c) M. M. Heravi, E. Hashemi and F. Azimian, *Tetrahedron*, 2014, **70**, 7; (d) B. Carsten, F. He, H. J. Son, T. Xu and L. Yu, *Chem. Rev.*, 2011, **111**, 1493; (e) V. Farina, V. Krishnamurthy and W. J. Scott, *The Stille Reaction*, Wiley, New York, 2004; (f) P. Espinet and A. M. Echavarren, *Angew. Chem., Int. Ed.*, 2004, **43**, 4704.
- (a) D. Azarian, S. S. Dua, C. Eaborn and D. R. M. Walton, *J. Organomet. Chem.*, 1976, **117**, C55; (b) A. N. Kashin, I. G. Bumagina, N. A. Bumagin, V. N. Bakunin and I. P. Beletskaya, *J. Org. Chem. USSR*, 1981, **17**, 789; (c) M. Kosugi, T. Ohya and T. Migita, *Bull. Chem. Soc. Jpn.*, 1983, **56**, 3855; (d) W. D. Wulff, G. A. Peterson,



- W. E. Bauta, K.-S. Chan, K. L. Faron, S. R. Gilbertson, R. W. Kaesler, D. C. Yang and C. K. Murray, *J. Org. Chem.*, 1986, **51**, 277; (e) E. B. Corcoran, A. B. Williams and R. N. Hanson, *Org. Lett.*, 2012, **14**, 4630; (f) J. E. Pickett, A. Váradi, T. C. Palmer, S. G. Grinnell, J. M. Schrock, G. W. Pasternak, R. R. Karimov and S. Majumdar, *Bioorg. Med. Chem. Lett.*, 2015, **25**, 1761; (g) Y. Gu and R. Martín, *Angew. Chem., Int. Ed.*, 2017, **56**, 3187; (h) H. Yue, C. Zhu and M. Rueping, *Org. Lett.*, 2018, **20**, 385.
- 4 For reviews dealing with 1,4-metal shift, see: (a) M. F. Croisant, R. van Hoveln and J. M. Schomaker, *Eur. J. Org. Chem.*, 2015, 5897; (b) F. Shi and R. C. Larock, *Top. Curr. Chem.*, 2010, **292**, 123; (c) T. Miura and M. Murakami, *Chem. Commun.*, 2007, 217; (d) S. Ma and Z. Gu, *Angew. Chem., Int. Ed.*, 2005, **44**, 7512.
- 5 For 1,4-Rh shift from alkenyl to aryl, see: (a) T. Hayashi, K. Inoue, N. Taniguchi and M. Ogasawara, *J. Am. Chem. Soc.*, 2001, **123**, 9918; (b) T. Miura, T. Sasaki, H. Nakazawa and M. Murakami, *J. Am. Chem. Soc.*, 2005, **127**, 1390; (c) R. Shintani, K. Takatsu and T. Hayashi, *Angew. Chem., Int. Ed.*, 2007, **46**, 3735; (d) R. Shintani, S. Isobe, M. Takeda and T. Hayashi, *Angew. Chem., Int. Ed.*, 2010, **49**, 3795; (e) K. Sasaki, T. Nishimura, R. Shintani, E. A. B. Kantchev and T. Hayashi, *Chem. Sci.*, 2012, **3**, 1278; (f) K. Sasaki and T. Hayashi, *Tetrahedron: Asymmetry*, 2012, **23**, 373.
- 6 For examples of other types of 1,4-Rh shift, see: (a) K. Oguma, M. Miura, T. Satoh and M. Nomura, *J. Am. Chem. Soc.*, 2000, **122**, 10464; (b) T. Matsuda, M. Shigeno and M. Murakami, *J. Am. Chem. Soc.*, 2007, **129**, 12086; (c) J. Panteleev, F. Menard and M. Lautens, *Adv. Synth. Catal.*, 2008, **350**, 2893; (d) T. Seiser, O. A. Roth and N. Cramer, *Angew. Chem., Int. Ed.*, 2009, **48**, 6320; (e) M. Shigeno, T. Yamamoto and M. Murakami, *Chem.-Eur. J.*, 2009, **15**, 12929; (f) T. Seiser and N. Cramer, *Chem.-Eur. J.*, 2010, **16**, 3383; (g) T. Seiser and N. Cramer, *Angew. Chem., Int. Ed.*, 2010, **49**, 10163; (h) T. Matsuda, Y. Suda and A. Takahashi, *Chem. Commun.*, 2012, **48**, 2988; (i) H. Yu, C. Wang, Y. Yang and Z.-M. Dang, *Chem.-Eur. J.*, 2014, **20**, 3839; (j) R. Shintani, R. Iino and K. Nozaki, *J. Am. Chem. Soc.*, 2014, **136**, 7849; (k) H. B. Hepburn and H. W. Lam, *Angew. Chem., Int. Ed.*, 2014, **53**, 11605; (l) T. Sawano, M. Hashizume, S. Nishimoto, K. Ou and T. Nishimura, *Org. Lett.*, 2015, **17**, 2630; (m) J. Ming and T. Hayashi, *Org. Lett.*, 2016, **18**, 6452.
- 7 For reviews on carbostannylation of C–C multiple bonds: (a) H. Yoshida, *Synthesis*, 2016, **48**, 2540; (b) E. Shirakawa, Carbostannylation of Carbon–Carbon Unsaturated Bonds, in *Tin Chemistry: Fundamentals, Frontiers, and Applications*, ed. M. Gielen, A. G. Davies, K. H. Pannell and E. R. Tiekink, John Wiley & Sons, Chichester, 2008, pp. 640–652; (c) E. Shirakawa and T. Hiyama, *Bull. Chem. Soc. Jpn.*, 2002, **75**, 1435; (d) E. Shirakawa and T. Hiyama, *J. Organomet. Chem.*, 2002, **653**, 114.
- 8 Examples of carbostannylation of alkynes: (a) M. Shimizu, G. Jiang, M. Murai, Y. Takeda, Y. Nakao, T. Hiyama and E. Shirakawa, *Chem. Lett.*, 2005, **34**, 1700; (b) E. Shirakawa, Y. Yamamoto, Y. Nakao, S. Oda, T. Tsuchimoto and T. Hiyama, *Angew. Chem., Int. Ed.*, 2004, **43**, 3448; (c) E. Shirakawa, H. Yoshida, Y. Nakao and T. Hiyama, *J. Am. Chem. Soc.*, 1999, **121**, 4290.
- 9 (a) B.-H. Tan, J. Dong and N. Yoshikai, *Angew. Chem., Int. Ed.*, 2012, **51**, 9610; see also: ; (b) B.-H. Tan and N. Yoshikai, *Org. Lett.*, 2014, **16**, 3392; (c) J. Wu and N. Yoshikai, *Angew. Chem., Int. Ed.*, 2016, **55**, 336; (d) J. Yan and N. Yoshikai, *Org. Chem. Front.*, 2017, **4**, 1972.
- 10 H. Takaya, K. Mashima, K. Koyano, M. Yagi, H. Kumobayashi, T. Taketomi, S. Akutagawa and R. Noyori, *J. Org. Chem.*, 1986, **51**, 629.
- 11 The E geometry was confirmed by nOe studies of **3aa** and **3na** and X-ray crystal structure analysis of **3ag**. See ESI†
- 12 CuBr has been used as a cocatalyst in Fe-catalysed arylmagnesiumation of alkynes: E. Shirakawa, T. Yamagami, T. Kimura, S. Yamaguchi and T. Hayashi, *J. Am. Chem. Soc.*, 2005, **127**, 17164.
- 13 T. Saito, T. Yokozawa, T. Ishizaki, T. Moroi, N. Sayo, T. Miura and H. Kumobayashi, *Adv. Synth. Catal.*, 2001, **343**, 264.
- 14 The lower yields are due mainly to the formation of higher molecular weight compounds.
- 15 For a pertinent review on catalytic carbometallation of alkynes: K. Murakami and H. Yorimitsu, *Beilstein J. Org. Chem.*, 2013, **9**, 278.
- 16 The transmetalation from Sn to Rh has been reported for the conjugate addition of aryl- and alkenylstannanes to  $\alpha,\beta$ -unsaturated carbonyl compounds: (a) S. Oi, M. Moro, S. Ono and Y. Inoue, *Chem. Lett.*, 1998, 83; (b) S. Venkatraman, Y. Meng and C.-J. Li, *Tetrahedron Lett.*, 2001, **42**, 4459; (c) S. Oi, M. Moro, H. Ito, Y. Honma, S. Miyano and Y. Inoue, *Tetrahedron*, 2002, **58**, 91; (d) S. J. Mahoney, A. M. Dumas and E. Fillion, *Org. Lett.*, 2009, **11**, 5346.
- 17 The reaction of  $\text{ClSnR}_3$  with  $\text{ArZnX}$  giving  $\text{ArSnR}_3$  has been reported: as an early example, X. Zhu, B. E. Blough and F. I. Carroll, *Tetrahedron Lett.*, 2000, **41**, 9219.
- 18 T. Hayashi, M. Takahashi, Y. Takaya and M. Ogasawara, *J. Am. Chem. Soc.*, 2002, **124**, 5052, see also, G. E. Rudebusch, L. N. Zakharov and S.-Y. Liu, *Angew. Chem., Int. Ed.*, 2013, **52**, 9316.
- 19 The low yield is mainly because of low conversion of the alkenylstannane **4ae**.
- 20 The reaction of arylzinc reagents with unfunctionalized alkynes cocatalysed by a Rh complex and  $\text{ZnCl}_2$  will be reported in detail in a separate paper.
- 21 D. E. Seitz, R. A. Milius and H. El-Wakil, *Synth. Commun.*, 1981, **11**, 281.
- 22 D. E. Seitz, G. L. Tonnesen, S. Hellman, R. N. Hanson and S. J. Adelstein, *J. Organomet. Chem.*, 1980, **186**, C33.
- 23 T. Furuya, A. E. Strom and T. Ritter, *J. Am. Chem. Soc.*, 2009, **131**, 1662.

