

Cite this: *RSC Adv.*, 2019, 9, 19465

Received 22nd January 2019

Accepted 4th May 2019

DOI: 10.1039/c9ra00551j

rsc.li/rsc-advances

Solvent-free incorporation of CO₂ into 2-oxazolidinones: a review

Sattar Arshadi,^a Alireza Banaei,^a Saeideh Ebrahimiasl,^b Aazam Monfared*^a and Esmail Vessally^{id}^a

This review is an attempt to give an overview on the recent advances and developments in the synthesis of 2-oxazolidinone frameworks through carbon dioxide (CO₂) fixation reactions under solvent-free conditions. The cycloaddition of CO₂ to aziridine derivatives is discussed first. This is followed by carboxylative cyclization of *N*-propargylamines with CO₂ and three-component coupling of epoxides, amines, and CO₂. Finally, cycloaddition of CO₂ to propargylic alcohols and amines will be covered at the end of the review. The literature has been surveyed up until the end of 2018.

1. Introduction

Needless to say that heterocycles are the most common structural classes of natural products¹ and marketed drugs.² It is estimated that over 70% of all pharmaceutical products contain at least one heterocyclic fragment in their structures.³ Interestingly, heterocyclic moieties were present in the structures of all top 10 brand name small molecule drugs (according to retail sales) in 2010.⁴ 2-Oxazolidinones (five-membered cyclic carbamates) are one of the important five-membered heterocyclic compounds which exist in many pharmaceutically active compounds (*e.g.*, zolmitriptan, toloxatone, cimoxatone,

befloxatone),⁵ and agrochemicals (*e.g.*, phosalone).⁶ In particular, they represent a new class of synthetic antibacterial agents (Fig. 1), active against multiply-resistant Gram-positive pathogens.⁷ The title compounds are also versatile intermediates in organic synthesis⁸ and have been widely applied as chiral auxiliaries in asymmetric syntheses.⁹ General synthetic methods toward the 2-oxazolidinone framework involve the oxidative carbonylation of β -amino alcohols using phosgene and its derivatives,¹⁰ the oxidative carbonylation of β -amino alcohols using carbon monoxide¹¹ and the intramolecular cyclization of *N*-Boc-protected propargyl amines.¹² However, these methods, suffer from limited substrate scope, prolonged reaction times and require toxic reagents and harsh conditions. Therefore, the development of convenient and truly efficient protocols for the synthesis of 2-oxazolidinone compounds that

^aDepartment of Chemistry, Payame Noor University, P. O. Box 19395-1697, Tehran, Iran. E-mail: dmonfared@gmail.com

^bDepartment of Chemistry, Ahar Branch, Islamic Azad University, Ahar, Iran



Sattar Arshadi was born in Miandoab, west Azarbayjan province, Iran, in 1973. He received his BSc degree in chemistry from the University of Kermanshah (1997) and his MSc (2000) under the supervision of Professor Issa Yavari and PhD (2004) in organic chemistry under the supervision of Professor M. Z. Kassaei both at Tarbiat Modares University, Tehran, Iran. Then, he went to

the University of Payame Noor as an assistant professor (2005). His main research interests are computational chemistry (especially on rearrangements and interactions in nano systems), organic synthesis and spectral studies of organic compounds.



Alireza Banaei was born in Ardabil, Iran, in 1966. He received his BS degree in Pure Chemistry from the University of Shahid Beheshti Tehran, Iran, and his MS degree in organic chemistry from Tabriz University, Tabriz, Iran, in 1994 under the supervision of Prof. A. Shahrissa. He completed his PhD degree in 2000 under the supervision of Prof. A. Shahrissa. Now he is working at the University of

Payamenoor as an Associate Professor. His research interests include inorganic and organic synthesis, new methodologies in nano material synthesis, carbon dots.

benefit from nontoxic, inexpensive, and easily available substrates is highly desirable.

The conversion of carbon dioxide into profitable chemicals such as esters, aldehydes, carboxylic acids, alcohols, and amides has received ever-increasing attention in recent years, not only because it is the chief anthropogenic greenhouse gas, but also because it has been regarded as an abundant, inexpensive, nontoxic, nonflammable, and renewable C1-building block.^{13,14} In this regard, the synthesis of 2-oxazolidinones employing CO₂ as an environmentally friendly alternative to the phosgene is of great interest.^{15–17} Despite the variety of methodologies for the incorporation of CO₂ into 2-oxazolidinones, such reactions usually require expensive and toxic organic solvents which are undesirable effects for health and environmental.¹⁸ With increasing awareness of the concept of green chemistry,^{19–21} researchers have focused their attention on the development of solvent-free processes. In this context, numerous solvent-free procedures for the CO₂-based synthesis of 2-oxazolidinones are reported in the

literature. Since a number of advances and developments in this interesting research arena have occurred in recent years, a comprehensive review on this hot research topic seems to be timely. As a part of our continual review articles on utilization of CO₂ for the production of valuable products,^{14,17} herein we will highlight the most important advances and discoveries in the synthesis of 2-oxazolidinone derivatives from CO₂ under solvent-free conditions (Fig. 2), by hoping that it will stimulate researchers to further thinking and research in the topic.

2. Cycloaddition of aziridines with CO₂

Aziridine, the nitrogenous analogue of epoxide, is one of the most important simple heterocycles, which is found in a wide variety of natural products and biologically active drugs.²² This heterocycle is also one of the well-known and versatile intermediates in the synthesis of various types of nitrogen-containing compounds.²³ One very attractive and promising synthetic application of aziridines involves the preparation of 2-oxazolidinone derivatives through the coupling with CO₂.¹⁶ In 2013, Ghosh and co-workers published an interesting review article that covers most of the advances in this chemistry.¹⁵ However, solvent-free reactions were almost omitted. In this section, we present the current literature on cycloaddition of CO₂ to aziridines under neat conditions. These lead to the formation of substituted 2-oxazolidinones in a green and ideal atom economic procedure (all the atoms present in the starting materials are present in the product). The ionic liquid-catalyzed reactions are discussed first. This is followed by organocatalyzed and metal-catalyzed reactions. Finally, metal-organic frameworks (MOFs)-catalyzed reactions will be covered at the end of the section.

2.1. Ionic liquid catalyzed reactions

Ionic liquid catalyzed synthesis of oxazolidin-2-one derivatives by cycloaddition of CO₂ to aziridines under solvent-free conditions was developed for the first time by L.-N. He and co-workers



Saeideh Ebrahimi was born in Tabriz, Iran, in 1973. She received her PhD degree in nanomaterials and nanotechnology from Institute of Advanced Materials, University Putra Malaysia in 2010. Professor Majid Monajjemi, Professor Wan Zin Wan Yunus, Professor Zulkarnain Zainal, Professor Mohd Zobir in physical chemistry, nanotechnology and electrochemistry were her most famous

supervisors and examiners. Now she is head of Industrial nanotechnology Research Center in Tabriz and academic member of Islamic Azad University of Ahar. Her research interests include synthesis and application of nanomaterials in different sciences.



Aazam Monfared was born in Tehran, Iran, in 1965. She received her BS degree in Pure Chemistry from University of Shahid Beheshti, Tehran, Iran, and her MS degree in Organic chemistry from Shahid Beheshti University, Tehran, Iran, in 1991 under the supervision of Prof. A. Rustaiyan. She received her PhD degree in 1999 under the supervision of Prof. A. Rustaiyan in Shahid Beheshti

University, Tehran, Iran. Now, she is working at Payame Noor University of Tehran as Associate Professor. Her research interests include organic synthesis, phytochemistry, drug synthesis, nano chemistry, methodologies and theoretical chemistry.



Esmail Vessally was born in Sharabiyan, Sarab, Iran, in 1973. He received his BS degree in Pure Chemistry from University of Tabriz, Tabriz, Iran, and his MS degree in organic chemistry from Tehran University, Tehran, Iran, in 1999 under the supervision of Prof. H. Pirelahi. He completed his PhD degree in 2005 under the supervision of Prof. M. Z. Kassaei. Now he is working at Payame Noor

University as full Professor of Organic Chemistry. His research interests include Theoretical Organic Chemistry, new methodologies in organic synthesis and spectral studies of organic compounds.



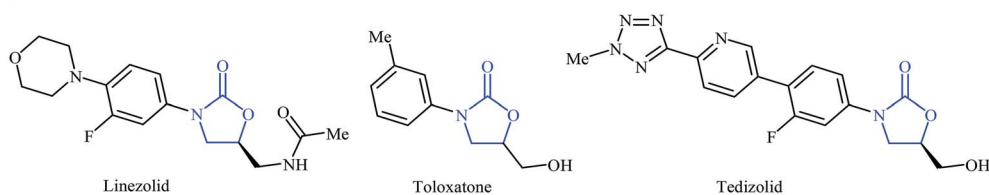


Fig. 1 Selected examples of oxazolidinone antibacterial agents.

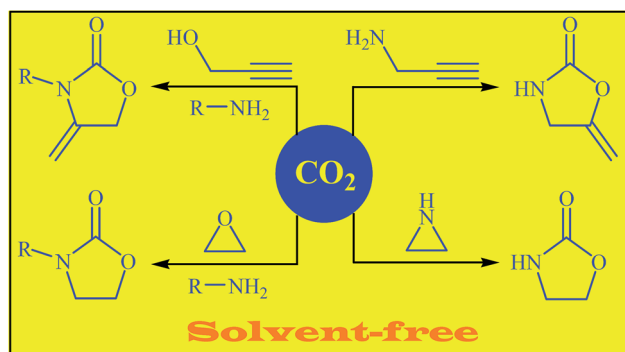


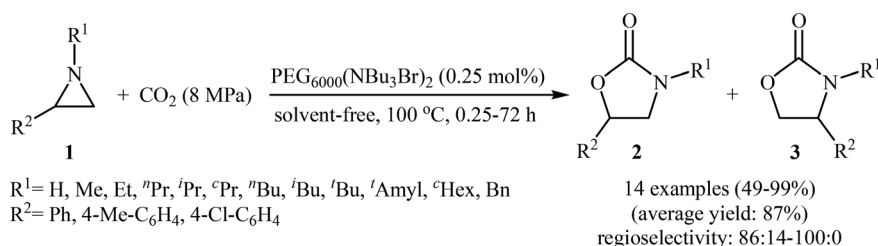
Fig. 2 CO₂-based synthesis of 2-oxazolidinone framework under solvent-free conditions.

in 2008.²⁴ They showed that treatment of 1-alkyl-2-arylaziridines **1** with CO₂ (8 MPa) in the presence of 0.25 mol% of PEG₆₀₀₀-(NBu₃Br)₂ at 100 °C under solvent-free condition, resulted in 5-aryl-2-oxazolidinones **2** in moderate to excellent yields, along with small amounts of the 4-aryl-oxazolidinone **3** side products (Scheme 1). The results demonstrated that the regiochemical effect of the reaction was strongly dependent on the nature of the R² group on the starting material. If R² is an aryl group, product **2** is favored, whereas if R² is an alkyl group, product **3** is favored. It is noted that 1,2-diphenylaziridine did not take part in this cycloaddition reaction and therefore no other *N*-aryl aziridines were examined in the protocol. The comparison of the catalytic activity of PEG₆₀₀₀(NBu₃Br)₂ with unsupported quaternary ammonium (Bu₄NBr) and the support (PEG₆₀₀₀) established its superior comparability with them in terms of product yield. In addition, this catalyst displayed higher activity than the simple physical mixture of Bu₄NBr and PEG₆₀₀₀ under the same conditions. Interestingly, the recycling test established that the catalyst could be recovered *via* centrifugation and reused for several times without any significant loss in the catalytic activity. Mechanistically, this PEG₆₀₀₀(NBu₃Br)₂-

catalyzed reaction is believed to proceed through a coordination-ring opening-cyclization sequential process (Scheme 2). Shortly afterwards, the same research team found that 1-butyl-4-aza-1-azoniabicyclo[2.2.2]octane bromide ([C₄DABCO]Br) could also effectively catalyze the cycloaddition of CO₂ to aziridines under solvent-free conditions.²⁵ Thus, in the presence of 1 mol% of [C₄DABCO]Br at 90 °C, the reaction of the same set of 1-alkyl-2-arylaziridines **1** with CO₂ (6 MPa) furnished the expected 5-aryl-2-oxazolidinones **2** with yield range from 6% to 92%. The results demonstrated that the efficiency of this reaction was dependent on the steric effects of the alkyl substituent at the nitrogen atom. While substrates bearing a less sterically hindered R¹ (e.g., Me, Et, ⁿPr) gave the desired products in good yields, the bulky alkyl group (e.g., ⁱPr, ^tBu) substituted aziridines afforded unsatisfactory yields. In another study, the same authors reported the synthesis of a library of 5-aryl-2-oxazolidinones in high yields (up to 93%) *via* fixation of CO₂ (3 MPa) onto the corresponding aziridines, catalyzed by BrDBNPEG₁₅₀DBNBr (DBN: 1,5-diazabicyclo[4.3.0]non-5-ene) and in the absence of solvent or additive.²⁶ The catalyst showed excellent reusability in this system without appreciable decrease in performance after four consecutive runs.

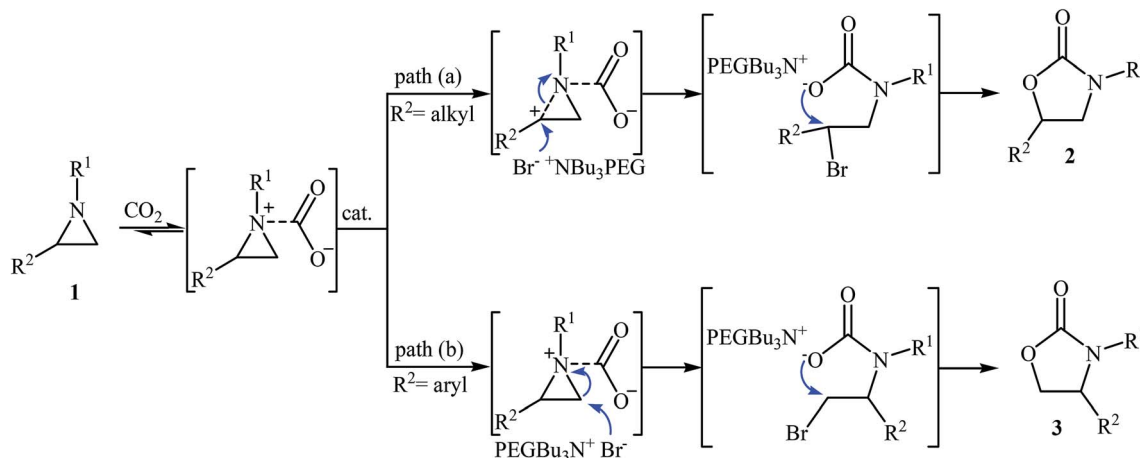
In 2011, Bhanage and colleagues introduced a novel polymer supported 1-(2,3-dihydroxypropyl)-imidazolium bromide (PS-DHPIMBr) catalyst for 2-oxazolidinones synthesis from CO₂ and aziridines under solvent-free condition (Scheme 3).²⁷ The hybrid system exhibited a high catalytic activity and reusability for cycloaddition of 1-alkyl-2-arylaziridines **4** with CO₂ (5 MPa) under solvent-free conditions (Scheme 4). The cycloaddition was carried out at room temperature for 3–12 h and afforded the desired 5-aryl-2-oxazolidinones **5** in moderate to almost quantitative yields.

Very recently, Luo and Ji along with their co-workers designed and synthesized a novel imidazolium-based ionic liquid functionalized zinc porphyrin (IL-ZnTPP) as one of the most versatile catalysts known for this reaction (Fig. 3).²⁸ The

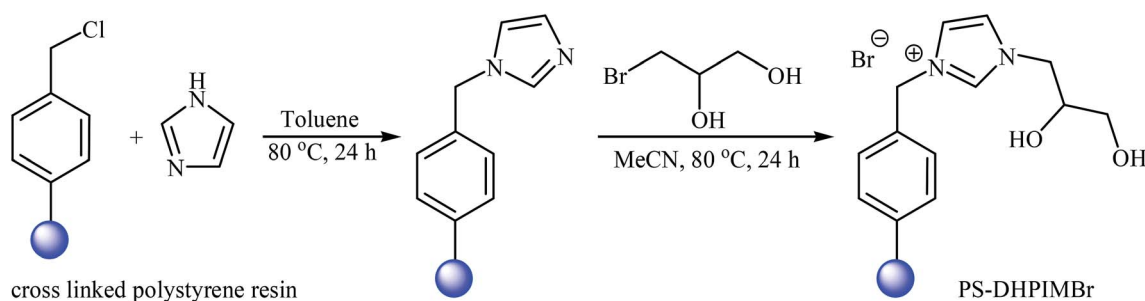


Scheme 1 PEG₆₀₀₀(NBu₃Br)₂-catalyzed fixation of CO₂ with 2-arylaziridines **1** developed by He.





Scheme 2 Mechanistic proposal for the reaction in Scheme 1.



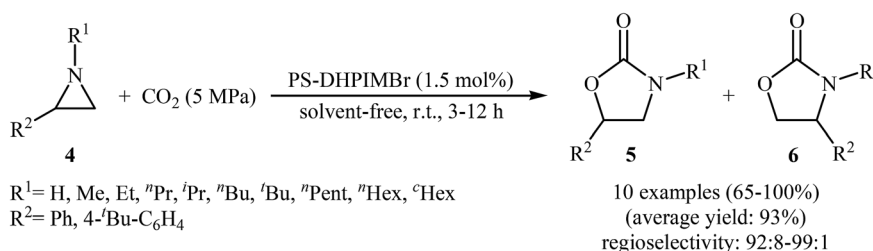
Scheme 3 Synthetic route to PS-DHPIMBr.

prepared IL-functionalized metalloporphyrin was employed as an efficient catalyst for cycloaddition of CO_2 to *N*-substituted-2-arylaziridines under solvent-free conditions. Several 5-aryl and 4-aryl substituted 2-oxazolidinones with a regioisomeric ratio up to 98 : 2 were synthesized at 90 °C and 2 MPa of CO_2 by using very low catalytic loading of 0.1 mol%. The IL-ZnTPP was also successfully utilized as a catalyst for the cycloaddition reaction of various epoxides with CO_2 . Moreover, this catalyst could be reused up to ten times without any change in its catalytic activity and selectivity.

2.2. Organocatalyzed reactions

In 2010, Jiang and co-workers investigated the application of α -amino acids as hydrogen bond donor catalysts for the fixation of CO_2 onto aziridines.²⁹ They tested several naturally occurring α -amino acids for the benchmark cycloaddition of CO_2 (8 MPa) to

N-propyl-2-phenylaziridine under solvent-free conditions. After optimization, it was found that the use of 0.6 mol% of *L*-histidine as the catalyst gave the best results. Examination of the scope of the reaction revealed that a variety of 1-alkyl-2-arylaziridines **7** bearing both electron-donating and -withdrawing groups afforded the 5-aryl-2-oxazolidinone derivatives **8** in fair to excellent yields along with trace amounts of 4-aryl-2-oxazolidinone **9** side products (Scheme 5). According to the author proposed mechanism (Scheme 6, path a), this cycloaddition reaction proceeds through the formation of intermediate **A** via the activation of the aziridine ring by hydrogen bonding of primary amine group of amino acid with nitrogen atom of aziridine **7**. Next, a nucleophilic attack of the carboxylate ion of another amino acid on the more sterically hindered side of the activated aziridine ring affords the zwitterion **B**, which after interaction with CO_2 affords intermediate **C**. Finally, the

Scheme 4 PS-DHPIMBr-catalyzed fixation of CO_2 with 1-alkyl-2-arylaziridines **4** under neat conditions.

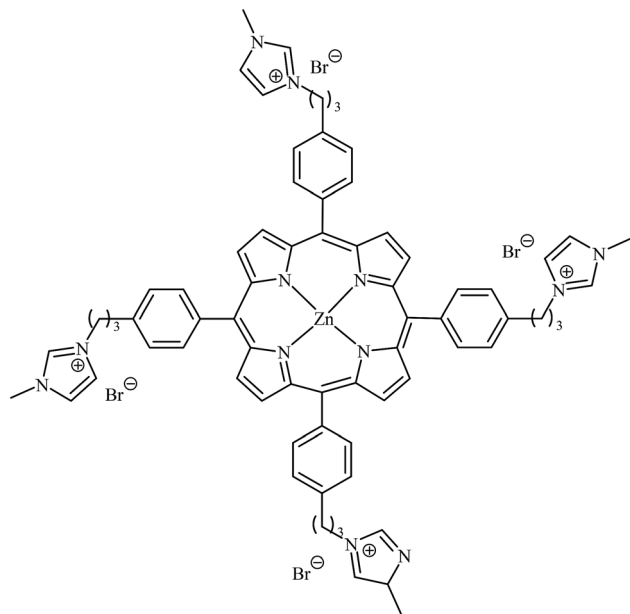


Fig. 3 Chemical structure of IL-ZnTPP.

intramolecular cyclization of intermediate **C** leads to the expected 5-aryl-2-oxazolidinone **8**. In another possibility (Scheme 6, path b), ring-opening reaction of intermediate **A** occurs at the less sterically hindered side of the aziridine ring to form intermediate **D**, which undergoes interaction with CO₂ to afford the intermediate **E**. The last step of the transformation involves the intramolecular cyclization *via* nucleophilic attack furnishing the 4-aryl-2-oxazolidinone **9**. In a closely related investigation, Dou, He, and Yang also described that the reaction of CO₂ (6 MPa) with aziridines in the presence of a catalytic amount of proline under neat conditions produced corresponding 2-oxazolidinones good yields.³⁰

In 2014, Bhanage's research team developed a novel amine functionalized MCM-41, through one-pot reaction of cetyltrimethyl ammonium bromide (CTAB), tetraethyl *ortho*-silicate (TEOS), and 3-[2-(2-aminoethylamino)ethylamino]propyltrimethoxysilane (AEPTMS) in an aqueous solution of NaOH followed by treatment of the obtained solid product with a mixture of EtOH/HCl with ratio 100 : 1 at 80 °C (Fig. 4).³¹ The amine functionalized MCM-41 was found to be an efficient catalyst in the synthesis of 2-oxazolidinones through the coupling CO₂ (5 MPa) with corresponding aziridines under mild, metal-, additive-, and solvent-free conditions. Interestingly, this heterogeneous catalyst could be successfully recovered from the

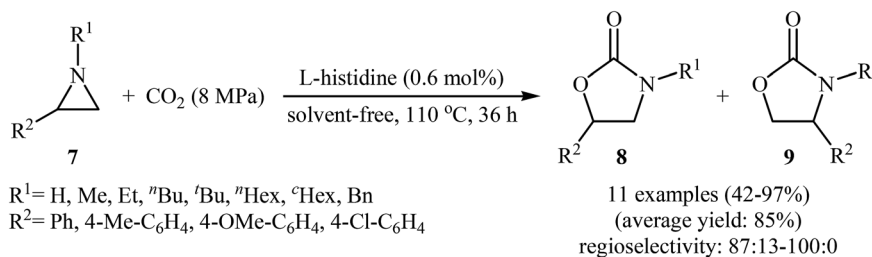
reaction mixture by a simple filtration, followed by washing with acetone and distilled water and drying. It could be reused for five consecutive runs without any remarkable loss in its catalytic activity. The authors suggested that the amino groups could be the active sites of this catalyst and proposed a mechanistic pathway similar to the one described in Scheme 6.

The same group also reported the use of *N*-heterocyclic olefins **10** as robust organocatalysts for the cycloaddition of CO₂ to aziridines under solvent-free conditions (Scheme 7a).³² The catalytic activity of these various *N*-heterocyclic olefins was found to be of the order **10d** > **10c** > **10b** > **10a**. Therefore, 2,3-dihydro-1,3-diisopropyl-2-methylene-1*H*-imidazole **10d** was chosen for the synthesis of 2-oxazolidinones. Under optimized conditions [**10d** (0.4 mol%), CO₂ (2 MPa), neat, r.t.] a series of 1-alkyl-2-arylaziridines **12** react to give corresponding 5-aryl-2-oxazolidinones **13** in moderate to excellent yields with excellent turnover numbers (TONs) and turnover frequencies (TOFs) (Scheme 7b). Notably, this catalyst has also been successfully utilized for *N*-formylation of amines with CO₂ in the presence of polymethylhydrosiloxane (PMHS) and 9-borabicyclo[3.3.1]nonane (9-BBN) as the reducing agent.

The synthesis of a library of 5-aryl-2-oxazolidinones in high yields (up to 98%) and excellent regioselectivity (100%) was also reported by Peng-Sun and co-workers through the coupling of CO₂ (2 MPa) with corresponding aziridines using an agricultural and sugar mill waste material, sugarcane bagasse (SCB), as an efficient, reusable, and environmental catalyst and KI as an additive under solvent-free conditions at 120 °C. It should be mentioned that SCB is a complex biopolymer, mainly consisting of cellulose (40–50%), hemicelluloses (25–30%), and lignin (20–25%).³³

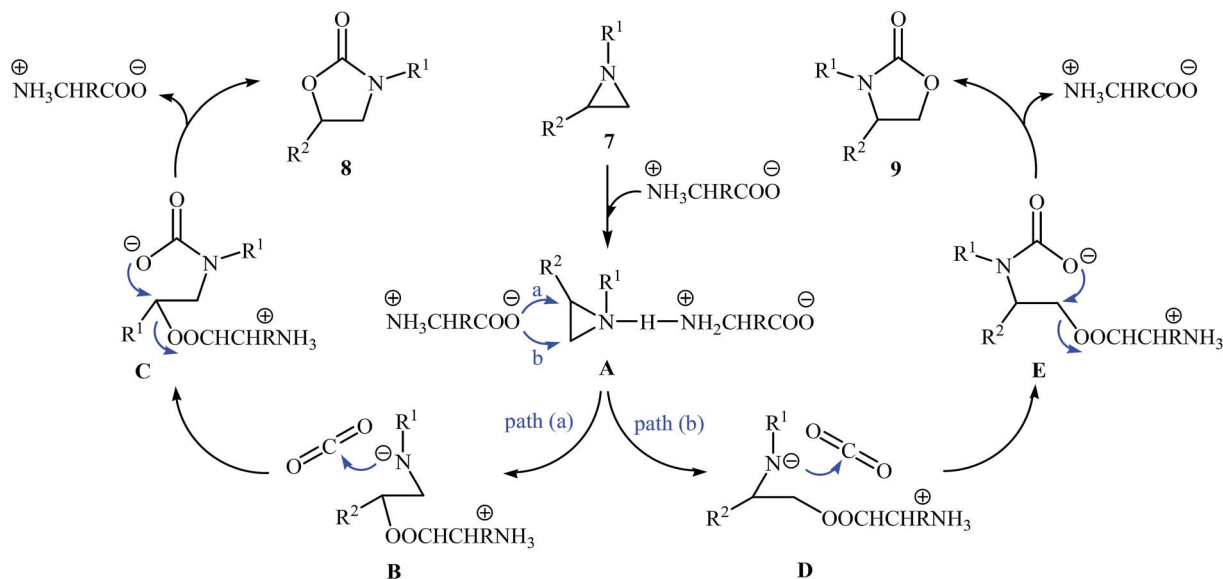
2.3. Metal-catalyzed reactions

In 2009, one of the earliest metal-catalyzed coupling of aziridines with CO₂ under solvent-free conditions was published by L. N. He and co-workers, who showed that the reaction of 1-alkyl-2-arylaziridines **14** with CO₂ (6 MPa) in the presence of 5 mol% of ZrOCl₂·8H₂O as an inexpensive and moisture stable catalyst at 100 °C afforded 5-aryl-2-oxazolidinones **15** in moderate to excellent yields and outstanding regioselectivity (Scheme 8).³⁴ Moreover, the reaction of a chiral aziridine with CO₂ under the standard condition gave the desired 2-oxazolidinone with retention of stereochemistry. The authors found that other zirconium catalysts also promoted the reaction (*e.g.*, Zr(SO₄)₂·4H₂O, ZrOSO₄·4H₂O, ZrO(NO₃)₂·2H₂O); albeit in lower yields. The recycling test established that the catalyst



Scheme 5 L-Histidine-catalyzed cycloaddition of CO₂ with 1-alkyl-2-arylaziridines **7**.





Scheme 6 Mechanism that accounts for the formation of 2-oxazolidinones **8** and **9**.

could be freely recycled and reused over five times for the same reaction without significant loss in the catalytic activity. Interestingly, the recovered catalyst showed higher activity in comparison with the fresh catalyst (yield was increased from 80% in the first run to 90% in the fifth run), presumably due to its morphological variation. Five years later, the same authors slightly improved the efficiency of this cycloaddition reaction in the terms of yield and CO₂ pressure by performing the process in the presence of 5 mol% of mesoporous zirconium organophosphonate (ZrHEDP, HEDP = 1-hydroxyethylidene-1,1'-diphosphonic acid) as a heterogeneous reusable catalyst at 100 °C.³⁵

With the aim of designing a milder procedure to 2-oxazolidinone derivatives *via* metal-catalyzed cycloaddition of CO₂ to

aziridines under neat conditions, recently, Ji and co-workers were able to demonstrate that a series of 5-aryl-2-oxazolidinones **19** could be successfully obtained *via* the incorporation of CO₂ at 1.0 MPa pressure into corresponding 1-alkyl-2-arylaziridines **18** employing only 1 mol% of bifunctional aluminum salen complex **17** as a novel and recyclable catalyst at 50 °C (Scheme 9).³⁶

2.4. Metal-organic framework-catalyzed reactions

In 2014, Ma and Qiao designed a novel titanium-phosphonate hybrid material with mesoscale periodicity by using amino-containing alendronate sodium trihydrate (AST) as a coupling molecule in a facile one-pot hydrothermal method.³⁷ The hybrid material possesses highly periodic mesopores with a large

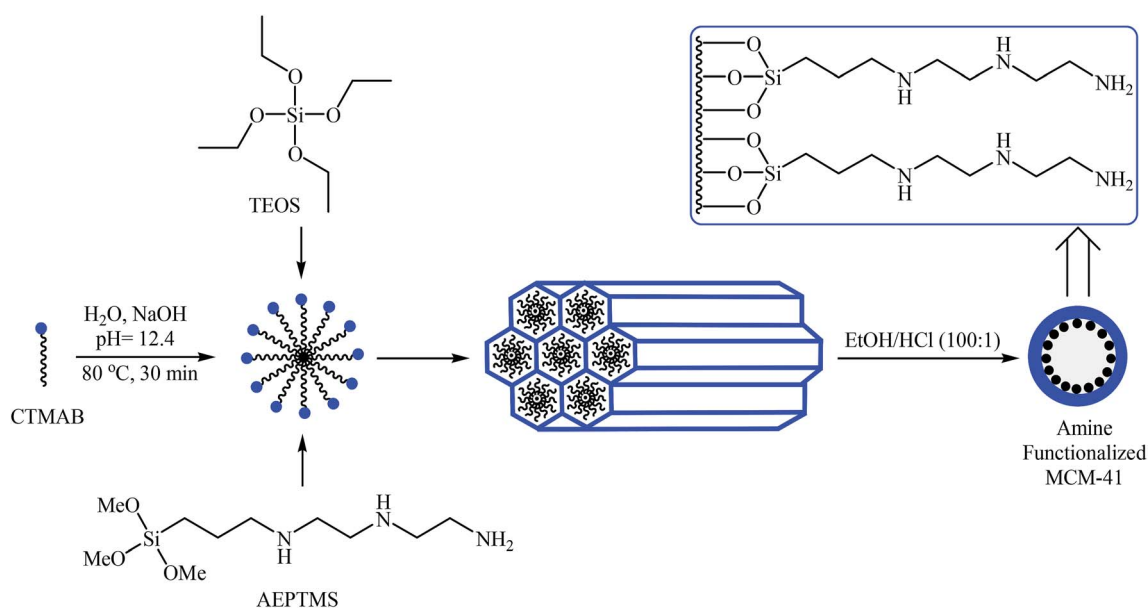
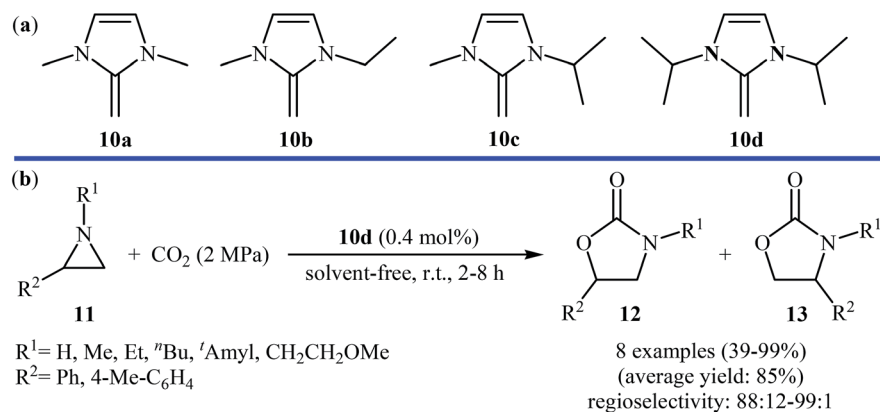
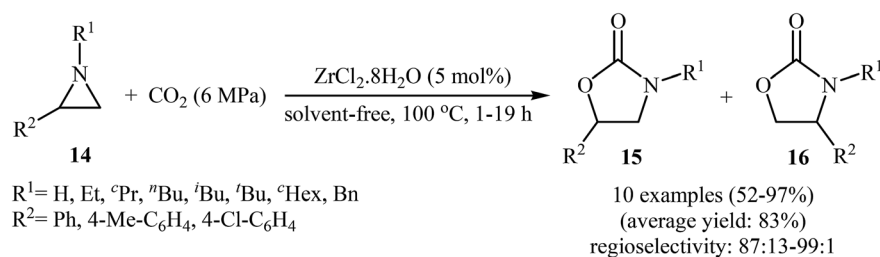


Fig. 4 Synthesis route for the preparation of amine functionalized MCM-41.





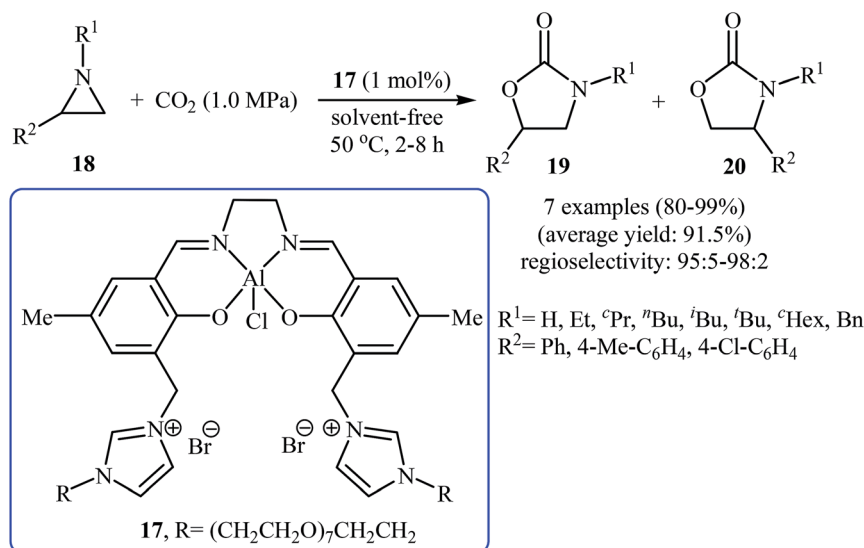
Scheme 7 (a) Chemical structure of *N*-heterocyclic olefins **10a–d**; (b) fixation of CO₂ with 1-alkyl-2-arylaziridines **11** by using 2,3-dihydro-1,3-diisopropyl-2-methylene-1*H*-imidazole as an organocatalyst.



Scheme 8 ZrCl₂-catalyzed coupling of aziridines **14** with CO₂ under solvent-free conditions.

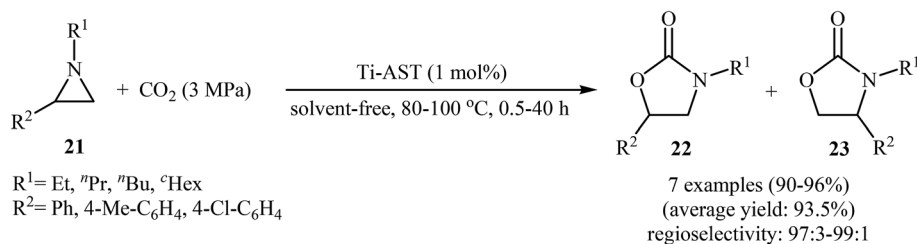
Brunauer–Emmett–Teller (BET) surface area of 540 m² g^{−1} and pore volume of 0.43 cm³ g^{−1}. The obtained material was successfully used as a reusable catalyst for the cycloaddition reaction between 1-alkyl-2-arylaziridines **21** and CO₂. In their optimization study, the authors found that the use of only 1 mol% of catalyst under solvent-free conditions and 3 MPa pressure of CO₂ gave the best results (Scheme 10). This hybrid

system (Ti-AST) with homogeneously incorporated phosphonate moieties has bifunctional acidic and basic sites owing to abundant P–OH and –NH₂ groups, respectively. The results showed that phosphate and amino groups can respectively activate aziridine and CO₂ (Scheme 11). For Ti-MDA (MDA: methylene diphosphonic acid) without –NH₂, CO₂ molecules physically adsorbed on the pore surface and fail to undergo

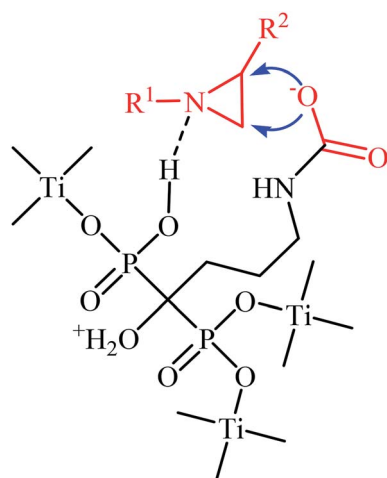


Scheme 9 Cycloaddition of aziridines **18** with CO₂ under solvent-free conditions catalyzed by bifunctional aluminum salen complex **17**.





Scheme 10 Cycloaddition reaction between 1-alkyl-2-arylaziridines **21** and CO_2 catalyzed by Ti-MDA under solvent-free conditions.



Scheme 11 Activation of aziridines and CO_2 with dual active sites of Ti-MDA.

nucleophilically attack by aziridine; while for Ti-AST' with insufficient P-OH the majority of aziridine molecules remain inert without fully activation by P-OH, resulting in the low catalytic activity.

In 2016, Zhao and He along with their co-workers prepared a unique porous framework $\{[\text{Cu}_2(\text{BCP})(\text{H}_2\text{O})_2] \cdot 3\text{DMF}\}_n(\text{H}_4\text{BCP} = 5\text{-(2,6-bis(4-carboxyphenyl)pyridin-4-yl)isophthalic acid})$ with 30-nuclear copper nanocages by solvothermal methods.³⁸ The metal-organic framework was reported to be an efficient and environmentally friendly catalyst for the coupling of 1-alkyl-2-arylaziridines **24** with CO_2 (2 MPa) in the presence of tetrabutylammonium bromide (TBAB) as a co-catalyst under solvent-

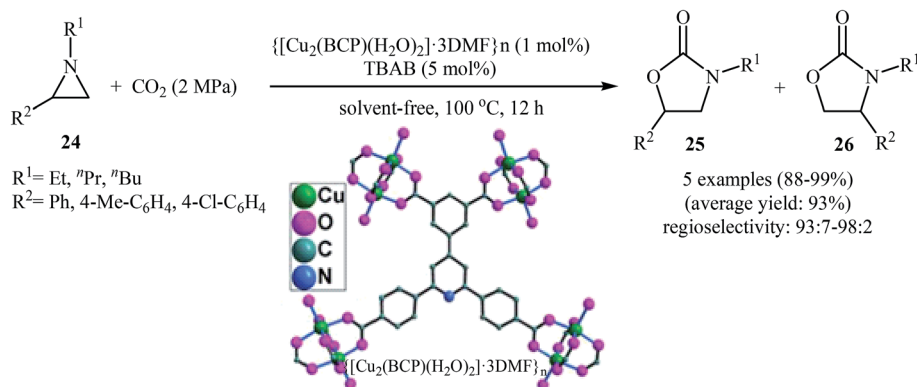
free conditions (Scheme 12). The MOF could be recovered by centrifugation and filtration, and efficiently reused for 10 catalytic cycles without any obvious loss in catalytic activity. Notably, the ICP analysis of reaction filtrate indicated the leaching of the active catalytic species was negligible.

3. Carboxylative cyclization of *N*-propargylamines with CO_2

N-Propargylamines are one of the most versatile and specific class of heteroatom-containing alkynes having diverse reaction patterns.³⁹ They have been widely used as building blocks in the synthesis of various *N*-heterocycles, including pyrroles, pyridines, pyrazines, quinolines, imidazoles, lactams, *etc.*⁴⁰ In recent years tremendous effort has been made to develop the carboxylative cyclization of titled compounds with carbon dioxide to provide the 2-oxazolidinone derivatives.^{17a} In this section, we will look at the available literature on the synthesis of 2-oxazolidinones *via* fixation of CO_2 with *N*-propargylamines under solvent-free conditions. The section is divided into two major subsections. The first focuses exclusively on metal-catalyzed reactions while the second will discuss metal-free procedures.

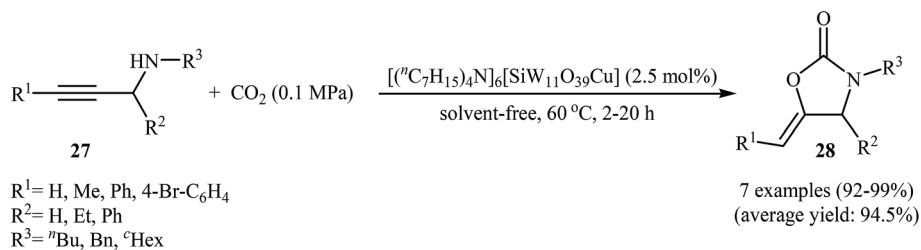
3.1. Metal-catalyzed reactions

In 2016, the group of L.-N. He developed a novel copper(II) substituted polyoxometalate-based ionic liquid $[(^n\text{C}_7\text{H}_{15})_4\text{N}][\text{SiW}_{11}\text{O}_{39}\text{Cu}]$ as a halogen-free single-component bifunctional catalyst for the carboxylative cyclization of *N*-propargylamines **27** with CO_2 under solvent-free conditions.⁴¹ The reaction proceeded smoothly under mild conditions



Scheme 12 $\{[\text{Cu}_2(\text{BCP})(\text{H}_2\text{O})_2] \cdot 3\text{DMF}\}_n$ -catalyzed coupling of aziridines **24** with CO_2 .





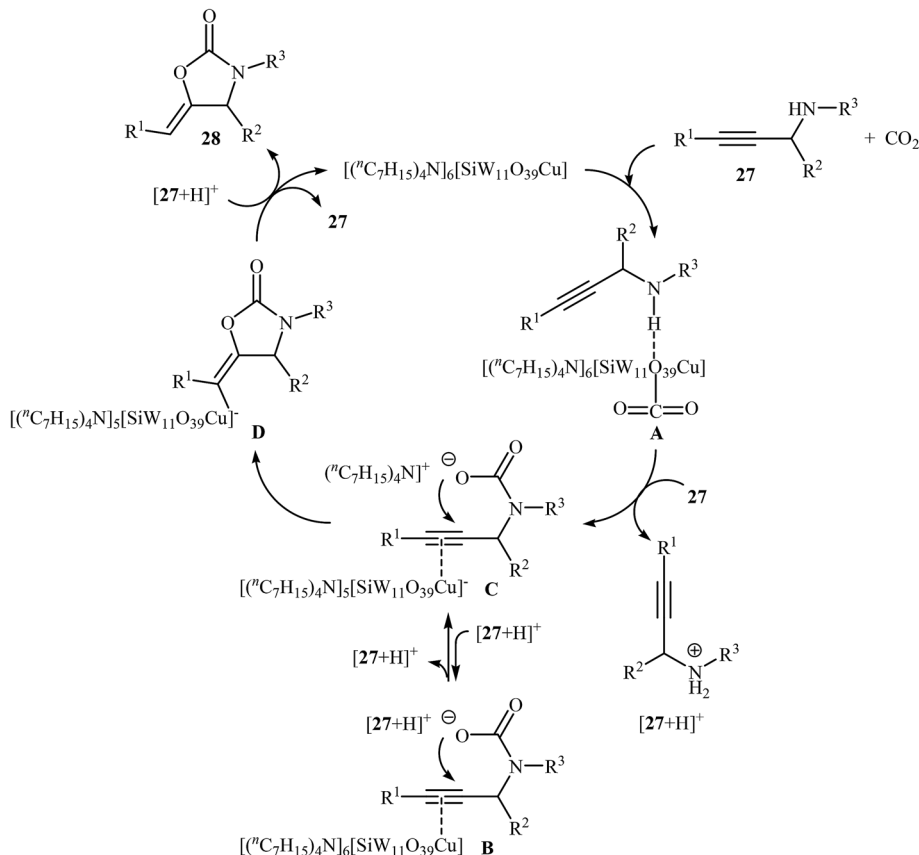
Scheme 13 Carboxylative cyclization of aziridines **27** with atmospheric CO_2 developed by He and co-workers.

(atmospheric pressure of CO_2 at 60°C) and afforded the expected 5-alkylideneoxazolidin-2-ones **28** in excellent yields (Scheme 13). The protocol is noteworthy in that both internal and external *N*-propargylamines were well tolerated. However, α,α -disubstituted *N*-propargylamines failed to participate in this reaction. It was suggested that the catalyst simultaneously activate both CO_2 and *N*-propargylamines. According to the authors proposed mechanism, both the CO_2 molecule and N-H bond of propargylamine could be activated by the polyoxometalate anion and the Cu(II) species is able to activate the triple bond of propargylamine, thus promoting CO_2 conversion under mild conditions (Scheme 14).

Shortly afterwards, Sadeghzadeh, Zhiani, and Emrani introduced a novel nanosilica-supported nano-Ni@Pd-based ionic liquid (KCC-1/IL/Ni@Pd) catalyst for fixation of CO_2 into *N*-

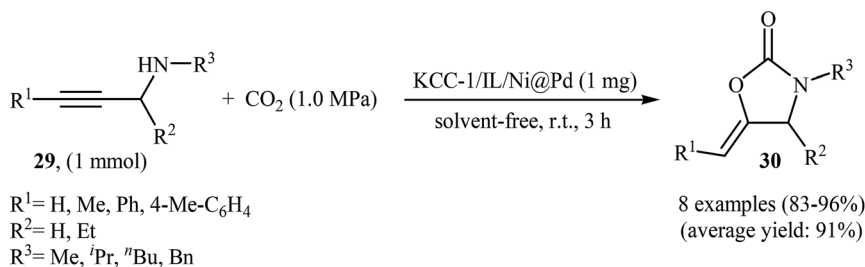
propargylamines.⁴² The prepared metal-organic framework was employed as an efficient catalyst for carboxylative cyclization of substituted *N*-propargylamines **29** with CO_2 (1 MPa) at room temperature under neat conditions. Various terminal, internal, primary, and secondary *N*-propargylamines were effectively used to synthesize functionalized 2-oxazolidinones **30** in high to excellent yields (Scheme 15). The attractive features of this protocol are the short reaction time, mild reaction condition, solvent- and additive-free procedure, and very high reusability of the catalyst (up to 10 ten consecutive cycles). These features constitute an economic advantage for organic transformation.

In a related investigation, the same research team applied KCC-1 nanoparticle-supported Salen/Ru catalyst (KCC-1/Salen/Ru(II) NPs) for the cycloaddition of the same set of *N*-propargylamines **29** with CO_2 (1 MPa) under solvent-free conditions



Scheme 14 Proposed mechanism for the formation of 5-methylene-2-oxazolidinone **28**.





Scheme 15 KCC-1/IL/Ni@Pd-catalyzed carboxylative cyclization of *N*-propargylamines **29** with CO_2 under solvent-free conditions.

at 100°C .⁴³ The reaction was completed within 1 h and the target 2-oxazolidinones **30** were obtained with yield range from 92% to 98%.

3.2. Metal-free reactions

The first example of the synthesis of 2-oxazolidinones through carboxylative cyclization of *N*-propargylamines with CO_2 under metal- and solvent-free conditions appeared in 2010, when *N*-benzylprop-2-yn-1-amine **31** underwent cyclization with CO_2 (2 MPa) in the presence of commercially available D301 resin, one kind of polystyryl-supported tertiary amine, as the catalyst at 100°C . The corresponding 5-methylene-2-oxazolidinone **32** was obtained in approximately 90% yield (Scheme 16).⁴⁴ D301R was also demonstrated to be highly efficient catalyst for the cycloaddition of CO_2/CS_2 to aziridines.

Very recently, Takata and co-workers presented an elegant solvent-free chemical fixation of atmospheric CO_2 into polymers **33** having propargylamine moieties in the main and side chains employing 1,8-diazabicyclo [5.4.0]undec-7-ene (DBU) as a base catalyst.⁴⁵ The reactions were carried out in the absence of any solvent at 60°C and provided the corresponding

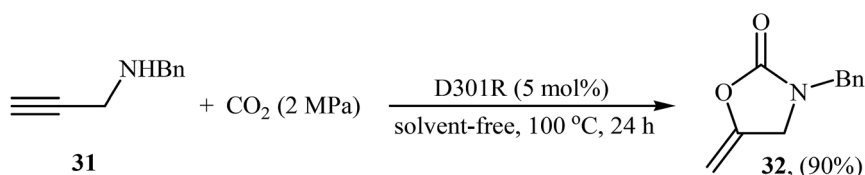
polyoxazolidinones **34** at excellent conversion rates and high (*Z*)-selectivities (Scheme 17). Interestingly, the cyclization reaction clearly enhanced the thermal stability of the polymers.

4. Three-component coupling of CO_2 , epoxides, and amines

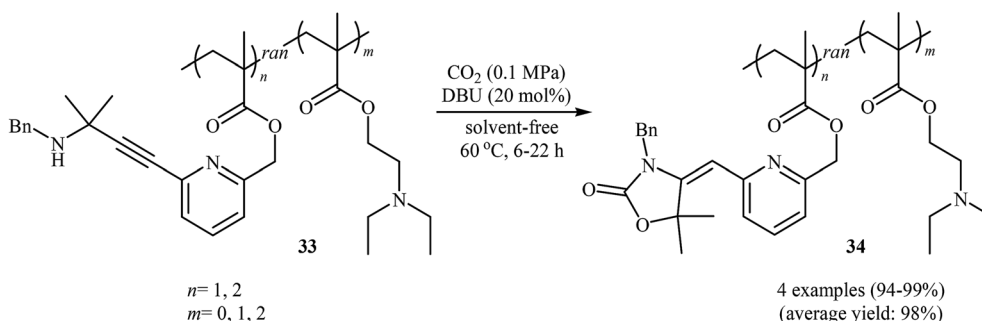
Three-component reactions of CO_2 , epoxides, and amines are one of the most promising and novel methodologies for the synthesis of 3-substituted-2-oxazolidinones that have been the subject of number of papers in recent years. The present section will concentrate on carboxylative coupling of epoxides, amines and CO_2 under solvent-free conditions.

4.1. Metal-free reactions

The first mention of the synthesis of 2-oxazolidinones through the three-component reaction between amines, epoxides and CO_2 can be found in a 2014 paper by Gao and co-workers.⁴⁶ They showed that treatment of ethylene oxide with aromatic amines **35** under the CO_2 atmosphere (2.5 MPa) and solvent-free conditions employing 10 + 10 mol% of binary ionic liquids of



Scheme 16 Synthesis of 5-methylene-2-oxazolidinone **32** via D301R-catalyzed fixation of CO_2 with *N,N*-benzylprop-2-yn-1-amine **31**.



Scheme 17 DBU-catalyzed CO_2 fixation in polypropargylamines **33**.



BmimBr + BmimOAc as a catalytic system furnished the corresponding 3-aryl-2-oxazolidinones **36** in good to quantitative yields (Scheme 18). The results demonstrated that electron-poor anilines afforded better yields compared to the electron-rich ones. Unfortunately, in the cases of substituted epoxides and aliphatic amines the reaction did not give good yields of the desired products.

Two year later, in a beautiful approach, the same group disclosed a metal- and solvent-free three-component reaction between epoxides **37**, aromatic amines **38**, and CO₂ for the synthesis of 3-substituted-2-oxazolidinones **39** using the combination of 1,8-diazabicyclo[5.4.0]undec-7-ene (DBU) and a DBU-derived bromide ionic liquid (HDBUBr) as a novel synergistic catalytic system.⁴⁷ The reactions were carried out under a 2.5 MPa pressure of CO₂ at 130–160 °C, tolerated a series of important functional groups such as chloro, bromo, and methoxy, and provided the expected 3-aryl-2-oxazolidinones **39** in moderate to excellent yields (Scheme 19). The results showed that the presence of both organic base (DBU) and ionic liquid (HDBUBr) were critical for the success of this cyclization reaction. Unsatisfactory results were obtained in the absence of any of them. The mechanism of this carboxylative coupling was proposed based on nuclear magnetic resonance (NMR) spectroscopy investigations and density functional theory (DFT) calculations determining that the reaction proceeds by activation of epoxide *via* a hydrogen bond interaction with the proton of HDBUBr and then nucleophilic attack of the bromide anion of this ionic liquid to the activated epoxide to form intermediate **A**. Next nucleophilic attack of this intermediate to the carbon atom in CO₂ gives alkyl carbonate salt intermediate **B**, which cyclize to the corresponding cyclic carbonate **C**. In parallel, nucleophile attack of the activated amine (through a hydrogen bond interaction with DBU) to the carbon atom of 2-bromoethanol in intermediate **A** leads to the

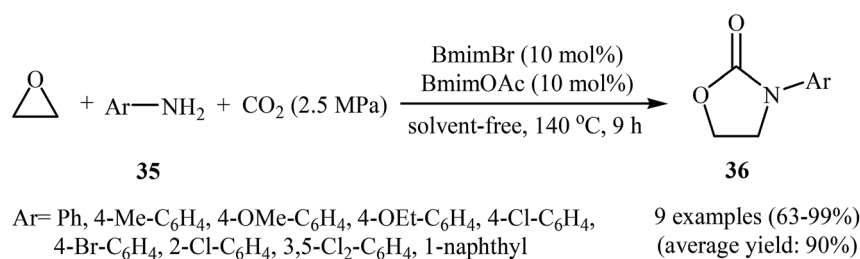
2-(phenylamino)ethanol intermediate **D** that after activation by DBU attacks to the carbonyl group of cyclic carbonate **C** to produce a salt intermediate **E**. Subsequently, an intramolecular proton transfer reaction takes place to give a carbonate intermediate **F**. Finally, intramolecular nucleophilic attack of a nitrogen atom to a carbonyl group in this intermediate affords the desired 3-substituted-2-oxazolidinone **39** (Scheme 20).

Shortly afterwards, in a related investigation, the group of Yuan-Yao described that three component reactions of CO₂, terminal epoxides, and primary aromatic amines in the presence of NBu₄I/DBU combination as a catalytic system under solvent-free conditions at 115 °C produced the corresponding 2-oxazolidinones in moderate to excellent yields (51–95% for 16 examples).⁴⁸

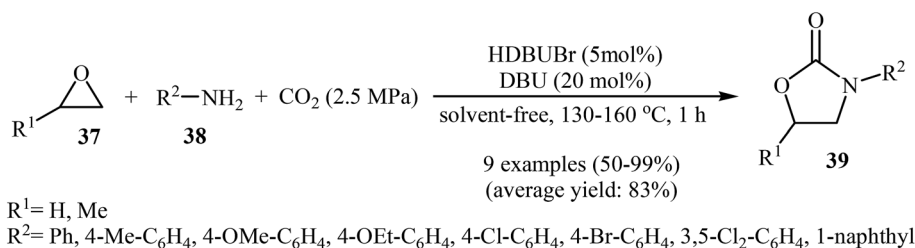
Very recently, Sadeghzadeh, Zhiani, and Emrani described the synthesis of *Spirulina* (*Arthrospira platensis*) supported ionic liquid by functionalization of *S. platensis* biomass surface with 1,4-butanedisulfone.⁴⁹ The catalytic utility of the ionic liquid was investigated for the carboxylative coupling of epoxides, amines and CO₂. Thus, a variety of 3-aryl-2-oxazolidinones **41** were synthesized *via* the *S. platensis*/IL catalyzed reaction of ethylene oxide with anilines **40** under the CO₂ atmosphere (1 MPa) and solvent-free conditions (Scheme 21). The catalyst was found to be very active, and could be recovered and reused five reaction times without significant loss of activity.

4.2. Metal-catalyzed reactions

In 2016, the group of Yuan-Yao reported the first protocol for metal-catalyzed three-component cycloaddition of epoxides, amines, and CO₂ under solvent-free condition.⁵⁰ In this investigation, various rare-Earth-metal complexes stabilized by amine-bridged tri-(phenolato) ligands (**42–47**), co-catalysts (*e.g.*, NBu₄I, NBu₄Br, NOCt₄Br, PPNCl), and additives (*e.g.*, DBU,



Scheme 18 Gao's synthesis of 3-aryl-2-oxazolidinones **36**.

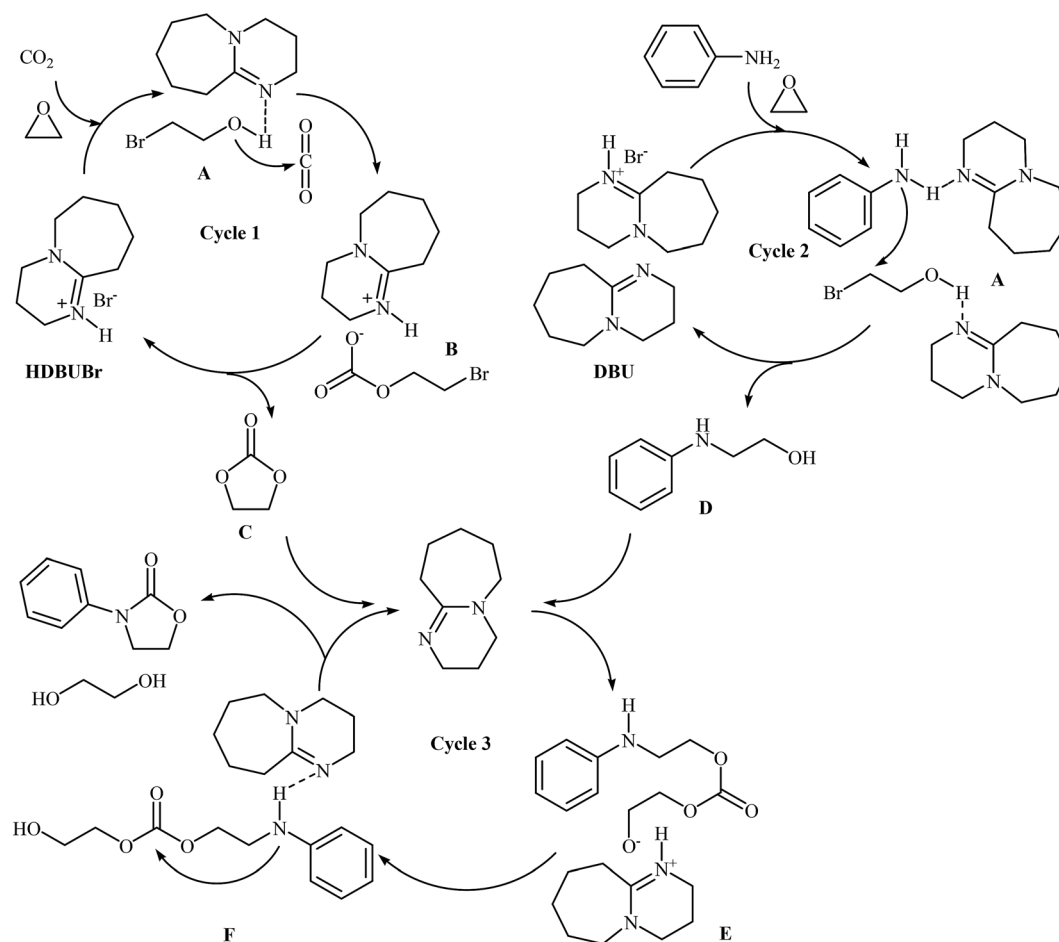


Scheme 19 DBU/HDBUBr-catalyzed three-component synthesis of 3-substituted-2-oxazolidinone **39**.

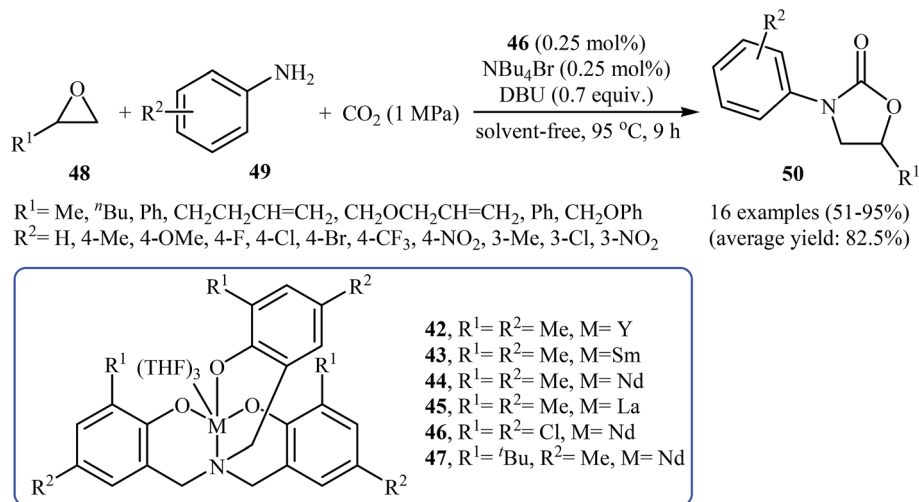


including TEM, SEM, TGA, FT-IR, ICP-MS, and BET, and its activity in the three-component cycloaddition of ethylene oxide, anilines **51**, and CO₂ (1 MPa) has been tested under solvent-free conditions and the corresponding 3-aryl-2-oxazolidines **52** were obtained in excellent yields (Scheme 24). It was found that the catalyst was highly reusable and could catalyze ten reaction cycles without detrimental loss of catalytic activity. The proposed mechanism by the authors for this carboxylative coupling reaction is represented in Scheme 25, and starts with the formation of ethylene carbonate intermediate **A** by the fixation of CO₂ onto ethylene oxide. Meanwhile, the nucleophilic attack of aniline **51** on ethylene oxide gives the β-aminoalcohol intermediate **B** which undergoes addition to intermediate **A** to furnish intermediate **C**. Finally,

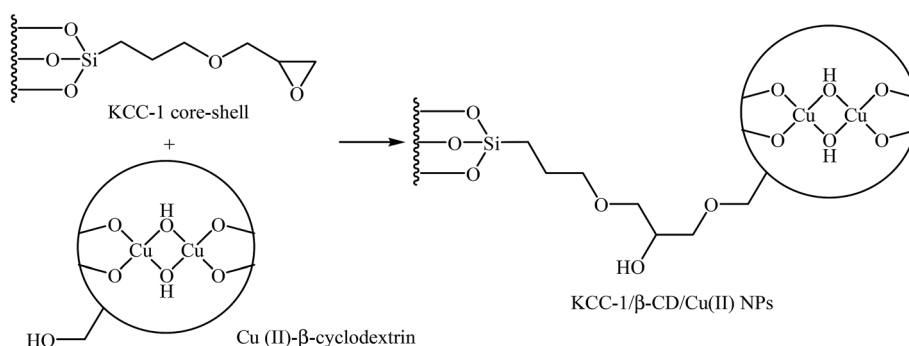
Very recently, Sadeghzadeh, Zhiani, and Moradi reported the preparation of KCC-1 supported Cu(II)- β -cyclodextrin [KCC-1/ β -CD/Cu(II) NPs] catalyst *via* functionalization of KCC-1 core-shell by Cu(II)- β -cyclodextrin complex as shown in Scheme 23.⁵¹ The catalyst has been fully characterized by various techniques,



Scheme 21 *S. platensis*/IL catalyzed synthesis of 3-aryl-2-oxazolidinones **41** from ethylene oxide, anilines **40**, and CO₂.



Scheme 22 Yuan's synthesis of 5-substituted-3-aryl-2-oxazolidines 9.



Scheme 23 Schematic illustrations of the synthetic route of KCC-1/β-CD/Cu(II) NPs.

intramolecular cyclization of intermediate **C** affords the desired 3-aryl-2-oxazolidine **52**.

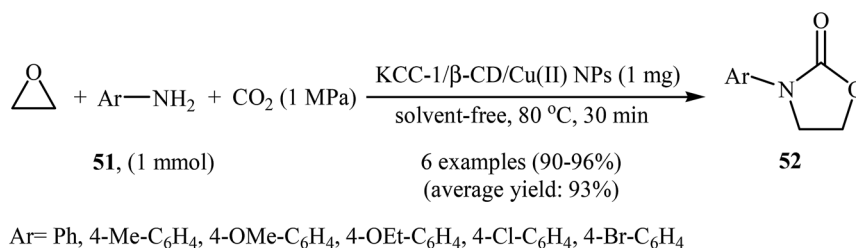
The first focuses exclusively on metal-catalyzed reactions, while the second covers catalyst-free reactions.

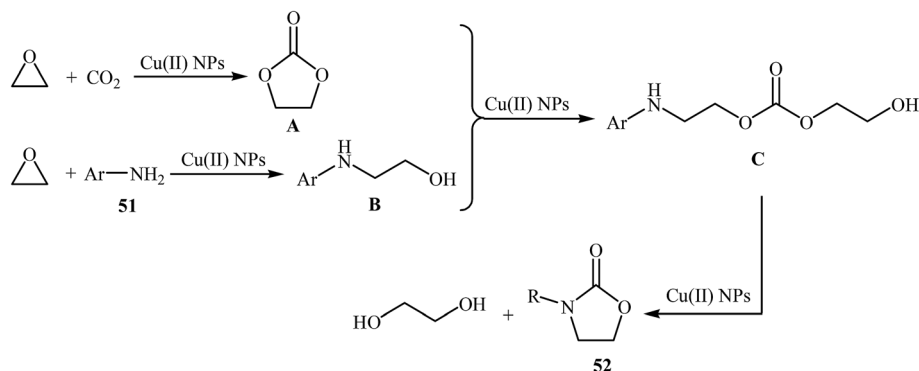
5. Cycloaddition of CO₂ with propargylic alcohols and primary amines

This section surveys literature methods for the synthesis of 5-methylene-2-oxazolidinones through the cycloaddition of CO₂ with propargylic alcohols and primary amines under solvent-free conditions. The section is divided into two subsections.

5.1. Catalytic reactions

In 2009, Jiang and Zhao developed a silver-catalyzed approach to synthesize 2-oxazolidinones **55** through cycloaddition of CO₂ with propargylic alcohols **53** and primary amines **54** under solvent-free conditions.⁵² Among the various metal catalysts like CuI, AgOAc, AgBF₄, Ag₂CO₃; AgOAc was the most efficient for this transformation. Under optimized conditions [CO₂ (8 MPa), AgOAc (5 mol%), 120 °C], the corresponding 4-alkylene-1,3-

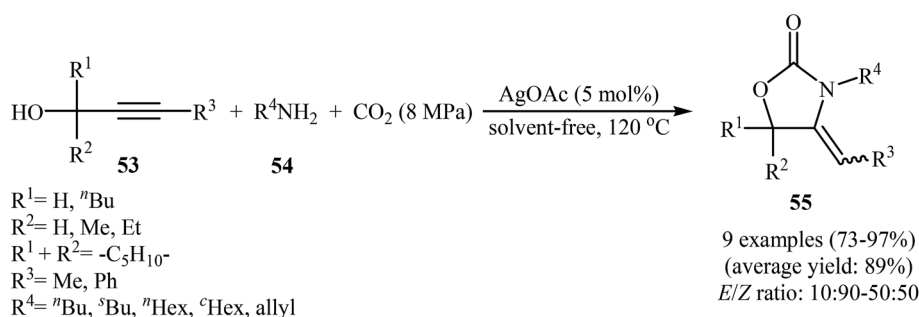
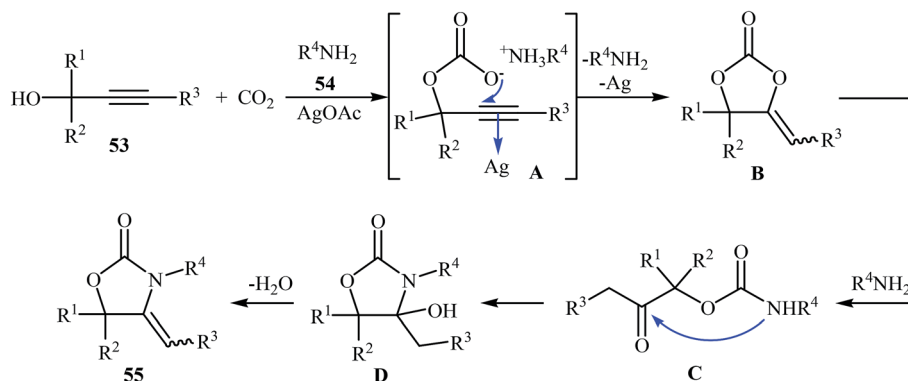
Scheme 24 Cycloaddition of ethylene oxide, anilines **51**, and CO₂ catalyzed by KCC-1/β-CD/Cu(II) NPs.

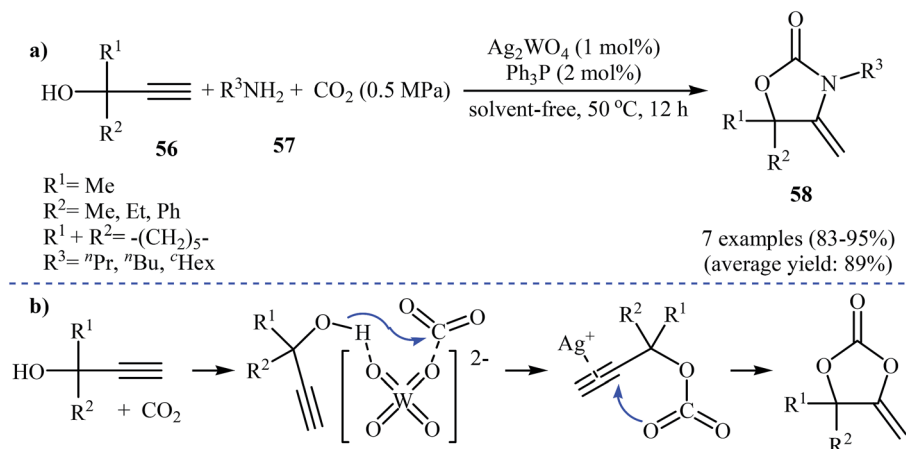
Scheme 25 Plausible mechanism for formation of 3-aryl-2-oxazolidine **52**.

oxazolidin-2-ones **55** were obtained in good to excellent yields (Scheme 26). Interestingly, all the three kinds of internal propargylic alcohols (primary, secondary and tertiary propargylic alcohols) and various primary aliphatic amines were applicable to this reaction. However, internal propargylic alcohols with α -hydrogen whose R^3 was alkyl group failed to enter into the reaction. A plausible mechanism that explains this transformation is depicted in Scheme 27 and involves the following steps: (i) initial formation of a propargylic carbonate intermediate **A** through the reaction of CO_2 with propargylic alcohol **53**; (ii) intramolecular 5-*exo*-cyclization of intermediate **A** to afford the α -alkylene cyclic carbonate **B**; (iii) nucleophilic

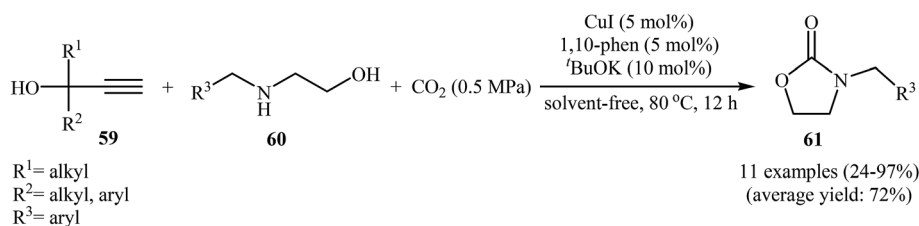
addition of primary amine **54** to intermediate **B** to give 2-oxoalkylcarbamate **C**; (iv) intramolecular cyclization of **C** to provide 4-hydroxy cyclic carbamate **D**; and (v) dehydration of **D** to form the final product **55**. In a related study, Zhao and colleagues reported the use of inexpensive commercially available $CuCl$ as catalyst for three-component coupling of atmospheric CO_2 , terminal propargylic alcohols, and primary amines at $60^\circ C$ under solvent-free conditions.⁵³

Later, tertiary terminal propargylic alcohols **56** and primary amines **57** have been found to react with 0.5 MPa of CO_2 under solvent-free conditions leading to the formation of 5-methylene-2-oxazolidinones **58** with the catalytic system Ag_2WO_4 (1 mol%)/

Scheme 26 Ag-catalyzed three-component coupling of propargylic alcohols **53**, amines **54**, and CO_2 reported by Jiang and Zhao.Scheme 27 Mechanistic proposal for the formation of 2-oxazolidinones **55**.



Scheme 28 (a) Ag-catalyzed synthesis of 5-methylene-2-oxazolidinones **58** through three-component reaction of propargylic alcohols **56**, primary amines **57**, and CO₂; (b) cooperative catalytic mechanism by Ag⁺ and WO₄²⁻.



Scheme 29 Cu-catalyzed synthesis of 2-oxazolidinones **61** through three-component cascade reaction of propargylic alcohols **59**, aminoethanols **60**, and CO₂.

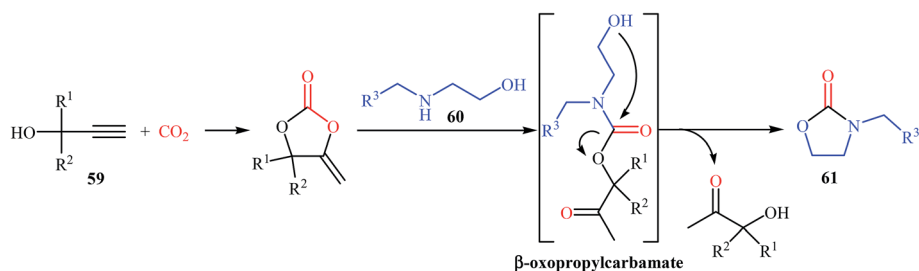
PPh₃ (2 mol%), as depicted in Scheme 28a.⁵⁴ However, internal propargylic alcohols failed to undergo the cyclization. In addition, sterically hindered primary amines (*e.g.* ^tBuNH₂) also failed to give 2-oxazolidinone, providing instead low yield of the simple β-oxopropylcarbamate product. Furthermore, in the case of aromatic amines, the undehydrated products were obtained. As shown in Scheme 28b, this bifunctional silver tungstate catalyst simultaneously activate both the propargylic alcohol and CO₂.

Very recently, L.-N. He and colleagues reported one of the most striking examples of the preparation of 2-oxazolidinones **61** *via* copper-catalyzed three-component cascade reaction of propargylic alcohols **59**, aminoethanols **60**, and CO₂ (Scheme 29).⁵⁵ The highest conversion efficiency was obtained for the reactions containing CuI (5 mol%), 1,10-phen (5 mol%), and

^tBuOK (10 mol%) under solvent-free conditions at 80 °C. As shown in Scheme 30, a β-oxopropylcarbamate species was suggested as the key intermediate in this reaction.

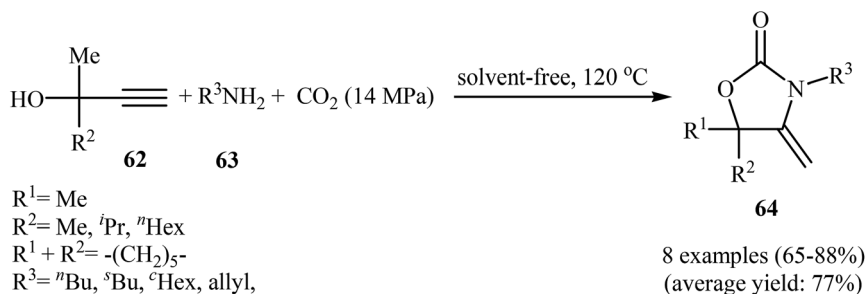
5.2. Catalyst-free reactions

In 2011, Xu, Zhao, and Jia found that synthesis of 4-alkylene-1,3-oxazolidin-2-ones through three-component coupling of propargylic alcohols, primary amines, and CO₂, are possible even in the absence of any additional catalyst and organic solvent.⁵⁶ Thus, treatment of terminal propargylic alcohols **62** with primary aliphatic amines **63** in the presence of pressurized CO₂ (14 MPa) at 120 °C afforded 2-oxazolidinones **64** in good to high yields (Scheme 31). It should be mentioned that amine playing a dual role in this transformation; the substrate and the basic catalyst.



Scheme 30 Mechanism proposed to explain the synthesis of 2-oxazolidinones **61** developed by He.





Scheme 31 Catalyst and solvent-free coupling of propargylic alcohols **62**, primary amines **63**, and CO_2 .

6. Conclusion

Carbon dioxide is not only the primary anthropogenic greenhouse gas, but also plentiful, safe, nontoxic, nonflammable, and renewable C1 resource for producing value-added organic compounds. One of the most promising and environmentally friendly methodologies in this area is the direct synthesis of 2-oxazolidinone derivatives using CO_2 as phosgene replacement. However, for the synthesis of titled compounds through CO_2 incorporation reactions, organic solvents were usually necessary. Needless to say that utilizing most of the organic solvents cause serious environmental pollution and safety problems. Thus, the development of CO_2 -based 2-oxazolidinone synthesis under solvent-free conditions is highly desirable from the standpoint of green chemistry. As shown in this review, in recent years, numerous catalytic systems have been developed that could effectively catalyze the solvent-free incorporation of CO_2 into 2-oxazolidinones. Interestingly, most of these catalysts could be easily recovered and reused for several reaction runs without observable loss of their catalytic activity and yield, providing more sustainable processes for the chemical fixation of CO_2 . Despite all these successes, most of the reactions covered here have been carried out at high reaction temperature and/or high CO_2 pressure. Thus, there is still further need for the discovery of novel and truly efficient catalytic systems, which can allow the CO_2 -based 2-oxazolidinone synthesis under milder conditions. We hope that this review will stimulate further thinking and growth in the domain.

Conflicts of interest

There are no conflicts to declare.

Acknowledgements

Authors wish to acknowledge from Dr Shahriar Sarhandi for his scientific comment on our manuscript.

References

- (a) M. A. Ciufolini, *Farmaco*, 2005, **60**, 627–641; (b) J. P. Michael, *Nat. Prod. Rep.*, 2008, **25**, 166–187; (c) M. Ishikura, T. Abe, T. Choshi and S. Hibino, *Nat. Prod. Rep.*, 2013, **30**, 694–752.
- (a) V. Bhardwaj, D. Gumber, V. Abbot, S. Dhiman and P. Sharma, *RSC Adv.*, 2015, **5**, 15233–15266; (b) A. Marella, O. P. Tanwar, R. Saha, M. R. Ali, S. Srivastava, M. Akhter, M. Shaquiquzzaman and M. M. Alam, *Saudi Pharm. J.*, 2013, **21**, 1–12; (c) N. Kaushik, N. Kaushik, P. Attri, N. Kumar, C. Kim, A. Verma and E. Choi, *Molecules*, 2013, **18**, 6620–6662; (d) M. Baumann and I. R. Baxendale, *Beilstein J. Org. Chem.*, 2013, **9**, 2265–2319; (e) E. Vessally and M. Abdoli, *J. Iran. Chem. Soc.*, 2016, **13**, 1235–1256; (f) M. Abdoli, A. Angeli, M. Bozdog, F. Carta, A. Kakanejadifard, H. Saeidian and C. T. Supuran, *J. Enzyme Inhib. Med. Chem.*, 2017, **32**, 1071–1078.
- C. Lamberth and J. Dinges, The significance of heterocycles for pharmaceuticals and agrochemicals, *Bioactive Heterocyclic Compound Classes: Pharmaceuticals*, 2012, pp. 1–20.
- A. Gomtsyan, *Chem. Heterocycl. Compd.*, 2012, **48**, 7–10.
- (a) B. Charlesworth and A. J. Dowson, *Expert Opin. Pharmacother.*, 2002, **3**, 993–1005; (b) P. Rosenzweig, A. Patat, O. Curet, G. Durrieu, C. Dubruc, I. Zieleniuk and E. Legangneux, *J. Affective Disord.*, 1998, **51**, 305–312; (c) H. Kapfhammer, P. Hoff, H. Golling, E. Rüther and M. Schmauss, *Pharmacopsychiatry*, 1986, **19**, 247–248; (d) J. Kan, A. Malone and M. S. Benedetti, *J. Pharm. Pharmacol.*, 1978, **30**, 190–192.
- I. Altuntas, N. Delibas, D. Doguc, S. Ozmen and F. Gultekin, *Toxicol. In Vitro*, 2003, **17**, 153–157.
- (a) D. K. Hutchinson, *Curr. Top. Med. Chem.*, 2003, **3**, 1021–1042; (b) D. Shinabarger, *Expert Opin. Invest. Drugs*, 1999, **8**, 1195–1202.
- M. M. Heravi and V. Zadsirjan, *Tetrahedron: Asymmetry*, 2013, **24**, 1149–1188.
- L. Aurelio, R. T. Brownlee and A. B. Hughes, *Chem. Rev.*, 2004, **104**, 5823–5846.
- (a) L. N. Pridgen, J. Prol Jr, B. Alexander and L. Gillyard, *J. Org. Chem.*, 1989, **54**, 3231–3233; (b) P. G. Wuts and L. E. Pruitt, *Synthesis*, 1989, 622–623; (c) Y. Wu and X. Shen, *Tetrahedron: Asymmetry*, 2000, **11**, 4359–4363.
- (a) J.-M. Liu, X.-G. Peng, J.-H. Liu, S.-Z. Zheng, W. Sun and C.-G. Xia, *Tetrahedron Lett.*, 2007, **48**, 929–932; (b) X. Peng, F. Li and C. Xia, *Synlett*, 2006, 1161–1164.
- E. Vessally, M. Nikpasand, S. Ahmadi, P. D. K. Nezhad and A. Hosseini, *J. Iran. Chem. Soc.*, 2019, **16**, 617–627.



- 13 (a) N. Kindermann, T. Jose and A. W. Kleij, *Top. Curr. Chem.*, 2017, **375**, 15; (b) X. Liu and L.-N. He, *Top. Curr. Chem.*, 2017, **375**, 21; (c) J. E. Gómez and A. W. Kleij, *Curr. Opin. Green. Sustain. Chem.*, 2017, **3**, 55–60; (d) Q.-W. Song, Z.-H. Zhou and L.-N. He, *Green Chem.*, 2017, **19**, 3707–3728; (e) N. A. Tappe, R. M. Reich, V. D'Elia and F. E. Kühn, *Dalton Trans.*, 2018, **47**, 13281–13313; (f) Z. Zhang, J.-H. Ye, D.-S. Wu, Y.-Q. Zhou and D.-G. Yu, *Chem.-Asian J.*, 2018, **13**, 2292–2306.
- 14 (a) E. Vessally, S. Soleimani-Amiri, A. Hosseini, L. Edjlali and M. Babazadeh, *J. CO₂ Util.*, 2017, **21**, 342–352; (b) E. Vessally, M. Babazadeh, A. Hosseini, S. Arshadi and L. Edjlali, *J. CO₂ Util.*, 2017, **21**, 491–502; (c) E. Vessally, R. Mohammadi, A. Hosseini, L. Edjlali and M. Babazadeh, *J. CO₂ Util.*, 2018, **24**, 361–368; (d) S. Farshbaf, L. Z. Fekri, M. Nikpassand, R. Mohammadi and E. Vessally, *J. CO₂ Util.*, 2018, **25**, 194–204; (e) K. Didehban, E. Vessally, M. Salary, L. Edjlali and M. Babazadeh, *J. CO₂ Util.*, 2018, **23**, 42–50; (f) E. Vessally, A. Hosseini, M. Babazadeh, L. Edjlali and R. Hosseinzadeh-Khanmiri, *Curr. Org. Chem.*, 2018, **22**, 315–322; (g) M. Daghighaleh, M. Vali, Z. Rahmani, S. Sarhandi and E. Vessally, *Chem. Rev. Lett.*, 2018, **1**, 23–30; (h) S. Sarhandi, M. Daghighaleh, M. Vali, R. Moghadami and E. Vessally, *Chem. Rev. Lett.*, 2018, **1**, 9–15; (i) S. Mohammadi, M. Musavi, F. Abdollahzadeh, S. Babadoust and A. Hosseini, *Chem. Rev. Lett.*, 2018, **1**, 49–55.
- 15 S. Pulla, C. M. Felton, P. Ramidi, Y. Gartia, N. Ali, U. B. Nasini and A. Ghosh, *J. CO₂ Util.*, 2013, **2**, 49–57.
- 16 X.-F. Liu, M.-Y. Wang and L.-N. He, *Curr. Org. Chem.*, 2017, **21**, 698–707.
- 17 (a) S. Arshadi, E. Vessally, M. Sobati, A. Hosseini and A. Bekhradnia, *J. CO₂ Util.*, 2017, **19**, 120–129; (b) S. Arshadi, E. Vessally, A. Hosseini, S. Soleimani-amiri and L. Edjlali, *J. CO₂ Util.*, 2017, **21**, 108–118; (c) A. Hosseini, S. Farshbaf, R. Mohammadi, A. Monfared and E. Vessally, *RSC Adv.*, 2018, **8**, 17976–17988; (d) A. Hosseini, S. Ahmadi, R. Mohammadi, A. Monfared and Z. Rahmani, *J. CO₂ Util.*, 2018, **27**, 381–389; (e) E. Vessally, A. Hosseini, L. Edjlali, M. Babazadeh and K. Didehban, *Mini-Rev. Org. Chem.*, 2018, **15**, 315–323; (f) S. Shahidi, P. Farajzadeh, P. Ojaghloo, A. Karbakhshzadeh and A. Hosseini, *Chem. Rev. Lett.*, 2018, **1**, 37–44; (g) S. Farshbaf, L. Sreerama, T. Khodayari and E. Vessally, *Chem. Rev. Lett.*, 2018, **1**, 56–67.
- 18 E. L. Baker, *J. Occup. Med.*, 1994, **36**, 1079–1092.
- 19 K. Tanaka and F. Toda, *Chem. Rev.*, 2000, **100**, 1025–1074.
- 20 M. A. Martins, C. P. Frizzo, D. N. Moreira, L. Buriol and P. Machado, *Chem. Rev.*, 2009, **109**, 4140–4182.
- 21 M. S. Singh and S. Chowdhury, *RSC Adv.*, 2012, **2**, 4547–4592.
- 22 (a) F. M. Ismail, D. O. Levitsky and V. M. Dembitsky, *Eur. J. Med. Chem.*, 2009, **44**, 3373–3387; (b) G. S. Singh, *Mini-Rev. Med. Chem.*, 2016, **16**, 892–904.
- 23 (a) L. Degennaro, P. Trinchera and R. Luisi, *Chem. Rev.*, 2014, **114**, 7881–7929; (b) A. Padwa and S. S. Murphree, *ARKIVOC*, 2006, **3**, 6–33.
- 24 Y. Du, Y. Wu, A.-H. Liu and L.-N. He, *J. Org. Chem.*, 2008, **73**, 4709–4712.
- 25 Z.-Z. Yang, L.-N. He, S.-Y. Peng and A.-H. Liu, *Green Chem.*, 2010, **12**, 1850–1854.
- 26 Y.-N. Zhao, Z.-Z. Yang, S.-H. Luo and L.-N. He, *Catal. Today*, 2013, **200**, 2–8.
- 27 R. A. Watile, D. B. Bagal, K. M. Deshmukh, K. P. Dhake and B. M. Bhanage, *J. Mol. Catal. A: Chem.*, 2011, **351**, 196–203.
- 28 Y. Chen, R. Luo, Z. Yang, X. Zhou and H. Ji, *Sustainable Energy Fuels*, 2018, **2**, 125–132.
- 29 H.-F. Jiang, J.-W. Ye, C.-R. Qi and L.-B. Huang, *Tetrahedron Lett.*, 2010, **51**, 928–932.
- 30 X.-Y. Dou, L.-N. He and Z.-Z. Yang, *Synth. Commun.*, 2012, **42**, 62–74.
- 31 D. B. Nale, S. Rana, K. Parida and B. M. Bhanage, *Appl. Catal., A*, 2014, **469**, 340–349.
- 32 V. B. Saptal and B. M. Bhanage, *ChemSusChem*, 2016, **9**, 1980–1985.
- 33 W. Chen, L.-x. Zhong, X.-w. Peng, R.-c. Sun and F.-C. Lu, *ACS Sustainable Chem. Eng.*, 2014, **3**, 147–152.
- 34 Y. Wu, L.-N. He, Y. Du, J.-Q. Wang, C.-X. Miao and W. Li, *Tetrahedron*, 2009, **65**, 6204–6210.
- 35 X.-Z. Lin, Z.-Z. Yang, L.-N. He and Z.-Y. Yuan, *Green Chem.*, 2015, **17**, 795–798.
- 36 R. Luo, Z. Yang, W. Zhang, X. Zhou and H. Ji, *Sci. China: Chem.*, 2017, **60**, 979–989.
- 37 T. Y. Ma and S. Z. Qiao, *ACS Catal.*, 2014, **4**, 3847–3855.
- 38 H. Xu, X. F. Liu, C. S. Cao, B. Zhao, P. Cheng and L. N. He, *Adv. Sci.*, 2016, **3**, 1600048.
- 39 K. Lauder, A. Toscani, N. Scalacci and D. Castagnolo, *Chem. Rev.*, 2017, **117**, 14091–14200.
- 40 (a) E. Vessally, *RSC Adv.*, 2016, **6**, 18619–18631; (b) E. Vessally, L. Edjlali, A. Hosseini, A. Bekhradnia and M. D. Esrafil, *RSC Adv.*, 2016, **6**, 49730–49746; (c) E. Vessally, A. Hosseini, L. Edjlali, A. Bekhradnia and M. D. Esrafil, *RSC Adv.*, 2016, **6**, 71662–71675; (d) E. Vessally, A. Hosseini, L. Edjlali, A. Bekhradnia and M. D. Esrafil, *Curr. Org. Synth.*, 2017, **14**, 557–567; (e) E. Vessally, A. Hosseini, L. Edjlali, A. Bekhradnia and M. D. Esrafil, *RSC Adv.*, 2016, **6**, 99781–99979; (f) E. Vessally, S. Soleimani-Amiri, A. Hosseini, L. Edjlali and A. Bekhradnia, *RSC Adv.*, 2017, **7**, 7079–7091; (g) M. Babazadeh, S. Soleimani-Amiri, E. Vessally, A. Hosseini and L. Edjlali, *RSC Adv.*, 2017, **7**, 43716–43736; (h) S. Arshadi, E. Vessally, L. Edjlali, R. Hosseinzadeh-Khanmiri and E. Ghorbani-Kalhor, *Beilstein J. Org. Chem.*, 2017, **13**, 625–638; (i) E. Vessally, A. Hosseini, L. Edjlali, E. Ghorbani-Kalhor and R. Hosseinzadeh-Khanmiri, *J. Iran. Chem. Soc.*, 2017, **14**, 2339–2353; (j) S. Arshadi, E. Vessally, L. Edjlali, E. Ghorbani-Kalhor and R. Hosseinzadeh-Khanmiri, *RSC Adv.*, 2017, **7**, 13198–13211; (k) E. Vessally, A. Hosseini, L. Edjlali, M. Babazadeh and R. Hosseinzadeh-Khanmiri, *Iran. J. Chem. Chem. Eng.*, 2017, **36**, 1–13; (l) E. Vessally, R. Hosseinzadeh-Khanmiri, E. Ghorbani-Kalhor, M. Es'haghi and A. Bekhradnia, *RSC Adv.*, 2017, **7**, 19061–19072; (m) E. Vessally, M. Babazadeh, K. Didehban, A. Hosseini



- and L. Edjlali, *Curr. Org. Chem.*, 2018, **22**, 286–297; (n) E. Vessally, M. Babazadeh, K. Didehban, A. Hosseinian and L. Edjlali, *Curr. Org. Chem.*, 2017, **21**, 2561–2572; (o) S. Soleimani-Amiri, E. Vessally, M. Babazadeh, A. Hosseinian and L. Edjlali, *RSC Adv.*, 2017, **7**, 28407–28418; (p) E. Vessally, M. Babazadeh, A. Hosseinian, L. Edjlali and L. Sreerama, *Curr. Org. Chem.*, 2018, **22**, 199–205.
- 41 M.-Y. Wang, Q.-W. Song, R. Ma, J.-N. Xie and L.-N. He, *Green Chem.*, 2016, **18**, 282–287.
 - 42 S. M. Sadeghzadeh, R. Zhiani and S. Emrani, *Appl. Organomet. Chem.*, 2018, **32**, e3941.
 - 43 S. M. Saadati and S. M. Sadeghzadeh, *Catal. Lett.*, 2018, **148**, 1692–1702.
 - 44 A. Liu, L. He, S. Peng, Z. Pan, J. Wang and J. Gao, *Sci. China: Chem.*, 2010, **53**, 1578–1585.
 - 45 N.-K. Kim, H. Sogawa, M. D. Felicia and T. Takata, *Polym. J.*, 2019, **51**, 351–357.
 - 46 B. Wang, E. H. Elageed, D. Zhang, S. Yang, S. Wu, G. Zhang and G. Gao, *ChemCatChem*, 2014, **6**, 278–283.
 - 47 B. Wang, Z. Luo, E. H. Elageed, S. Wu, Y. Zhang, X. Wu, F. Xia, G. Zhang and G. Gao, *ChemCatChem*, 2016, **8**, 830–838.
 - 48 M. Lv, P. Wang, D. Yuan and Y. Yao, *ChemCatChem*, 2017, **9**, 4451–4455.
 - 49 S. M. Sadeghzadeh, R. Zhiani and S. Emrani, *Catal. Lett.*, 2018, **148**, 119–124.
 - 50 B. Xu, P. Wang, M. Lv, D. Yuan and Y. Yao, *ChemCatChem*, 2016, **8**, 2466–2471.
 - 51 S. M. Sadeghzadeh, R. Zhiani and M. Moradi, *ChemistrySelect*, 2018, **3**, 3516–3522.
 - 52 H.-F. Jiang and J.-W. Zhao, *Tetrahedron Lett.*, 2009, **50**, 60–62.
 - 53 J. Xu, J. Zhao, Z. Jia and J. Zhang, *Synth. Commun.*, 2011, **41**, 858–863.
 - 54 Q.-W. Song, B. Yu, X.-D. Li, R. Ma, Z.-F. Diao, R.-G. Li, W. Li and L.-N. He, *Green Chem.*, 2014, **16**, 1633–1638.
 - 55 X. D. Li, Y. Cao, R. Ma and L. N. He, *J. CO₂ Util.*, 2018, **25**, 338–345.
 - 56 J. X. Xu, J. W. Zhao and Z. B. Jia, *Chin. Chem. Lett.*, 2011, **22**, 1063–1066.

