



Cite this: *RSC Adv.*, 2019, 9, 11322

Rechargeable aluminum batteries: effects of cations in ionic liquid electrolytes†

Guanzhou Zhu,^a Michael Angell,^a Chun-Jern Pan,^{ab} Meng-Chang Lin,^c Hui Chen,^c Chen-Jui Huang,^b Jinuan Lin,^a Andreas J. Achazi,^{df} Payam Kaghazchi,^e Bing-Joe Hwang^b and Hongjie Dai^{*a}

Room temperature ionic liquids (RTILs) are solvent-free liquids comprised of densely packed cations and anions. The low vapor pressure and low flammability make ILs interesting for electrolytes in batteries. In this work, a new class of ionic liquids were formed for rechargeable aluminum/graphite battery electrolytes by mixing 1-methyl-1-propylpyrrolidinium chloride (Py13Cl) with various ratios of aluminum chloride (AlCl₃) (AlCl₃/Py13Cl molar ratio = 1.4 to 1.7). Fundamental properties of the ionic liquids, including density, viscosity, conductivity, anion concentrations and electrolyte ion percent were investigated and compared with the previously investigated 1-ethyl-3-methylimidazolium chloride (EMIC-AlCl₃) ionic liquids. The results showed that the Py13Cl–AlCl₃ ionic liquid exhibited lower density, higher viscosity and lower conductivity than its EMIC–AlCl₃ counterpart. We devised a Raman scattering spectroscopy method probing ILs over a Si substrate, and by using the Si Raman scattering peak for normalization, we quantified speciation including AlCl₄[−], Al₂Cl₇[−], and larger AlCl₃ related species with the general formula (AlCl₃)_n in different IL electrolytes. We found that larger (AlCl₃)_n species existed only in the Py13Cl–AlCl₃ system. We propose that the larger cationic size of Py13⁺ (142 Å³) versus EMI⁺ (118 Å³) dictated the differences in the chemical and physical properties of the two ionic liquids. Both ionic liquids were used as electrolytes for aluminum–graphite batteries, with the performances of batteries compared. The chloroaluminate anion–graphite charging capacity and cycling stability of the two batteries were similar. The Py13Cl–AlCl₃ based battery showed a slightly larger overpotential than EMIC–AlCl₃, leading to lower energy efficiency resulting from higher viscosity and lower conductivity. The results here provide fundamental insights into ionic liquid electrolyte design for optimal battery performance.

Received 28th January 2019
 Accepted 1st April 2019

DOI: 10.1039/c9ra00765b

rsc.li/rsc-advances

Introduction

In recent years, with the increased deployment of portable devices, electric vehicles and renewable energy, rechargeable batteries with high energy density, power density, safety and long cycle life at low cost become highly desired. Lithium ion batteries (LIBs) have high energy density and high capacity and are regarded as one of the most promising energy

storage devices. In addition to LIBs, other types of battery have been developed including sodium-ion batteries, zinc-ion batteries, magnesium-ion batteries and aluminum-ion batteries (AIBs) that could complement or serve as alternatives to each other.^{1–9}

The electrolyte lies at the heart of a battery. With the advances in battery technology, the development of a safe and stable electrolyte is critically important. Room temperature ionic liquids (RTILs) are safe and sufficiently conducting, useful as battery electrolytes.^{10–14} Various ionic liquids have been investigated for different types of batteries, including LIB and AIB.^{2,15,16} Our group has developed rechargeable Al–graphite battery based on two types of electrolytes, an IL electrolyte made by mixing 1-ethyl-3-methylimidazolium chloride (EMIC) and AlCl₃ and a quasi IL or deep-eutectic solvent (DES) by mixing urea with AlCl₃.^{7–9} The batteries operate by reversible redox of Al at the negative Al foil electrode, and reversible carbon redox through chloroaluminate anion intercalation and de-intercalation at the graphite positive electrode.^{7–9,17–19} Still, much room exists in developing new IL electrolytes to improve Al battery, and especially, to understanding the relations

^aDepartment of Chemistry, Stanford University, Stanford, California 94305, USA. E-mail: hdai1@stanford.edu

^bDepartment of Chemical Engineering, National Taiwan University of Science and Technology, Taipei 10607, Taiwan

^cCollege of Electrical Engineering and Automation, Shandong University of Science and Technology, Qingdao 266590, People's Republic of China

^dPhysikalische und Theoretische Chemie, Freie Universität Berlin, Takustr. 3, D-14195 Berlin, Germany

^eForschungszentrum Jülich GmbH, Institute of Energy and Climate Research (IEK-1), Materials Synthesis and Processing, Wilhelm-Johnen-Straße, 52425 Jülich, Germany

^fDepartment of Chemistry, University of South Dakota, 414 E. Clark St., Vermillion, SD 57069, USA

† Electronic supplementary information (ESI) available. See DOI: 10.1039/c9ra00765b



between the composition, physical properties of IL electrolytes and battery performance.

Herein, we report a new series of ionic liquids formed by mixing 1-methyl-1-propylpyrrolidinium chloride and AlCl_3 at various ratios ($\text{AlCl}_3/\text{Py13Cl}$ ratios: 1.4, 1.5, 1.6, 1.7). The electrolytes exhibited different physical and chemical properties compared to the widely used EMIC- AlCl_3 ionic liquids. We devised an approach to probe and quantify the species in both ionic liquids containing monomeric AlCl_4^- anion and dimeric Al_2Cl_7^- anion. We found that larger AlCl_3 related species in the form of $(\text{AlCl}_3)_n$ existed only in Py13Cl- AlCl_3 ionic liquid and were absent in EMIC- AlCl_3 . In addition, the overall concentration of AlCl_4^- and Al_2Cl_7^- and ion percent were lower in the Py13Cl- AlCl_3 system. The difference in cation size (Py13 $^+$: 142 Å 3 versus EMIC $^+$: 118 Å 3) was likely responsible for the differences in the physical properties of Py13Cl- AlCl_3 and EMIC- AlCl_3 ILs. Batteries using Py13Cl- AlCl_3 electrolyte showed lower energy and voltage efficiency as a result of their larger overpotential resulted from higher viscosity and lower ionic conductivity with the presence of large $(\text{AlCl}_3)_n$ species in the ionic liquid. Our results help to shed light into electrolyte design for Al batteries.

Results

Structure, density, viscosity, and conductivity of ILs

Fig. 1a shows the structure of Py13Cl and EMIC. DFT calculations (B3LYP-D3BJ/def2-TZVP) were performed to determine the geometrically optimized structure and the electrostatic potential maps of Py13 $^+$, EMIC $^+$ and AlCl_4^- (Fig. S1 †). Subsequently the sizes of the molecules were determined based on the van der Waals radii to be 142 Å 3 , 118 Å 3 , and 105 Å 3 ,

respectively. AlCl_4^- size ratio to Py13 $^+$ and EMIC $^+$ is 0.74 and 0.89, respectively.

We first measured the density of ionic liquids formed by mixing AlCl_3 with Py13Cl and EMIC respectively at various molar ratios (Fig. 1b). The EMIC- AlCl_3 ionic liquid density increased linearly with the $\text{AlCl}_3/\text{EMIC}$ ratio in the 1–1.7 range, in close agreement with literature reported results.²⁰ A comparison between our experimental results and those calculated from literature was shown in Fig. S2 † (temperature used for density calculation was 25 °C).²⁰ A significant difference between the two ionic liquids was that well behaved liquids for the Py13Cl- AlCl_3 system could not form for $\text{AlCl}_3/\text{Py13Cl} < 1.4$, unlike the homogeneous clear liquids formed for $\text{AlCl}_3/\text{EMIC} \geq 1$. For the Py13Cl- AlCl_3 system, a gel like mixture was formed with visible precipitates when $\text{AlCl}_3/\text{Py13Cl} = 1-1.3$. Also different was that for $\text{AlCl}_3/\text{Py13Cl} > 1.3$, the change in density of Py13Cl- AlCl_3 ionic liquid did not follow a linear trend with the increase in $\text{AlCl}_3/\text{Py13Cl}$ molar ratio. Density decreased first from $\text{AlCl}_3/\text{Py13Cl} = 1.4$ to 1.5 and then increased as $\text{AlCl}_3/\text{Py13Cl}$ further increased (Fig. 1b black curve).

We also measured viscosity of the two ionic liquid systems at temperature of 23 to 24 °C. The viscosity of Py13Cl- AlCl_3 ionic liquid was about 3 times higher than that of EMIC- AlCl_3 ionic liquid (Fig. 1c), with its viscosity decreased as the $\text{AlCl}_3/\text{Py13Cl}$ ratio changed from 1.4 to 1.6 and then slightly increased as the AlCl_3 ratio further increased to 1.7. Conductivity measurements of these ionic liquids found that, corroborated with the higher viscosity of Py13Cl- AlCl_3 ionic liquid, its ionic conductivity, measured at 25 °C, was about 3 times lower than that of EMIC- AlCl_3 (Fig. 1d).

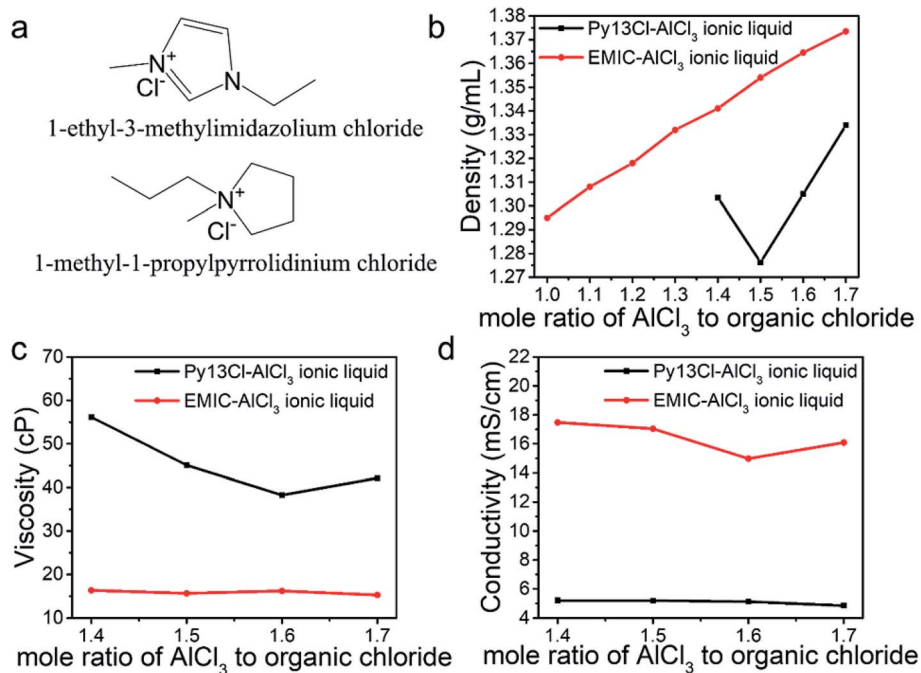


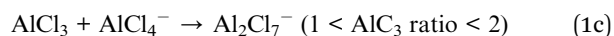
Fig. 1 Structures and physical properties of Py13Cl- AlCl_3 and EMIC- AlCl_3 ionic liquid. (a) The structure of EMIC and Py13Cl, (b) density comparison between Py13Cl- AlCl_3 and EMIC- AlCl_3 , (c) viscosity comparison between Py13Cl- AlCl_3 and EMIC- AlCl_3 measured at 23–24 °C. (d) Conductivity comparison between Py13Cl- AlCl_3 and EMIC- AlCl_3 measured at 25 °C.



Speciation of ionic liquids probed by Raman spectroscopy

Fig. 2a and b showed the Raman spectra of EMIC- AlCl_3 and Py13Cl- AlCl_3 ionic liquids, respectively. A piece of p-type boron doped silicon wafer was placed inside a clear plastic pouch containing the IL, and micro-Raman was done by focusing the laser through the clear plastic pouch onto the Si wafer surface to obtain spectra of both the Si and ILs within the laser focal volume. All spectra were taken when the silicon signal was maximized and all the peaks were then normalized to Si. The peaks at around 311 cm^{-1} and 433 cm^{-1} were known to belong to dimeric Al_2Cl_7^- , and the peak at around 350 cm^{-1} was assigned to monomeric AlCl_4^- .^{7,9,13,21,22} The peak at around 520 cm^{-1} was the silicon wafer and normalized to 100. Small peaks at around 240 cm^{-1} , 383 cm^{-1} , 597 cm^{-1} , 630 cm^{-1} , 650 cm^{-1} , 700 cm^{-1} all belonged to the EMI^+ (Fig. 3). Some of them were also observed by Takahashi *et al.* and assigned to EMI^+ in their study of EMIC- AlCl_3 ionic liquid.²¹ In addition, the Raman spectrum of pure EMIC solid was taken and compared with the 1.7 EMIC IL, and the result further confirmed the validity of this peak assignment (Fig. S3†). The peaks at

311 cm^{-1} and 433 cm^{-1} increased in intensities and the peak at 350 cm^{-1} decreased in intensity as more AlCl_3 was added, indicating that more Al_2Cl_7^- and fewer AlCl_4^- were formed at higher $\text{AlCl}_3/\text{EMIC}$ or $\text{AlCl}_3/\text{Py13Cl}$ ratios. The chemical equations govern these reactions were as follows:^{23–25}



Three peaks unique to the Py13Cl- AlCl_3 ionic liquids were observed at $\sim 270\text{ cm}^{-1}$, 377 cm^{-1} and 495 cm^{-1} (Fig. 3). These peaks were assigned to be neutral-like AlCl_3 species in the form of aggregates, dimers, multimers and $(\text{AlCl}_3)_n$ species. Peaks near 280 cm^{-1} were assigned to neutral aluminum chloride in the literature depending on the experimental conditions and chemical environment.^{26–28} The peak at 377 cm^{-1} was assigned to $\text{Al}_3\text{Cl}_{10}^-$ by Dymek *et al.* in their spectral study of $\text{Al}_3\text{Cl}_{10}^-$, and

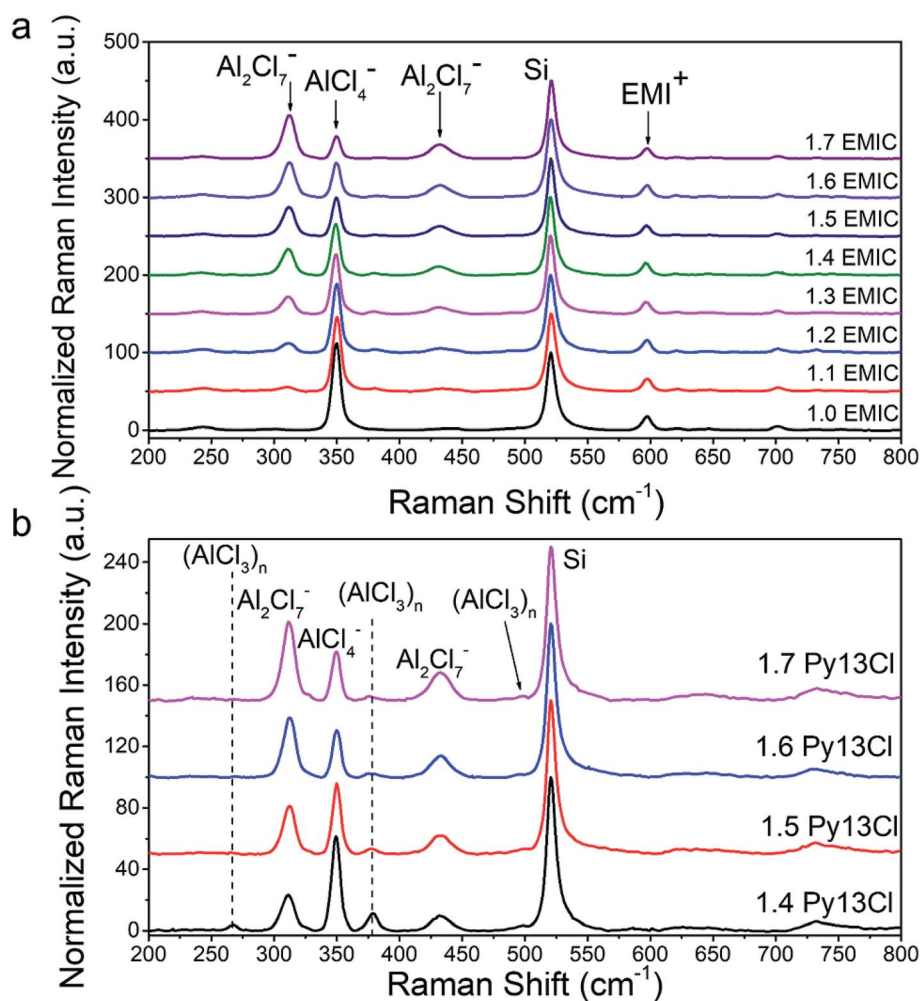


Fig. 2 Raman spectra of Py13Cl- AlCl_3 and EMIC- AlCl_3 ionic liquid, normalized by the Si wafer peak at around 520 cm^{-1} . (a) Raman spectra of EMIC- AlCl_3 at different AlCl_3 ratios, with species assignment to major peaks, (b) Raman spectra of Py13Cl- AlCl_3 ionic liquid at different AlCl_3 ratio, with species assignment to major peaks.



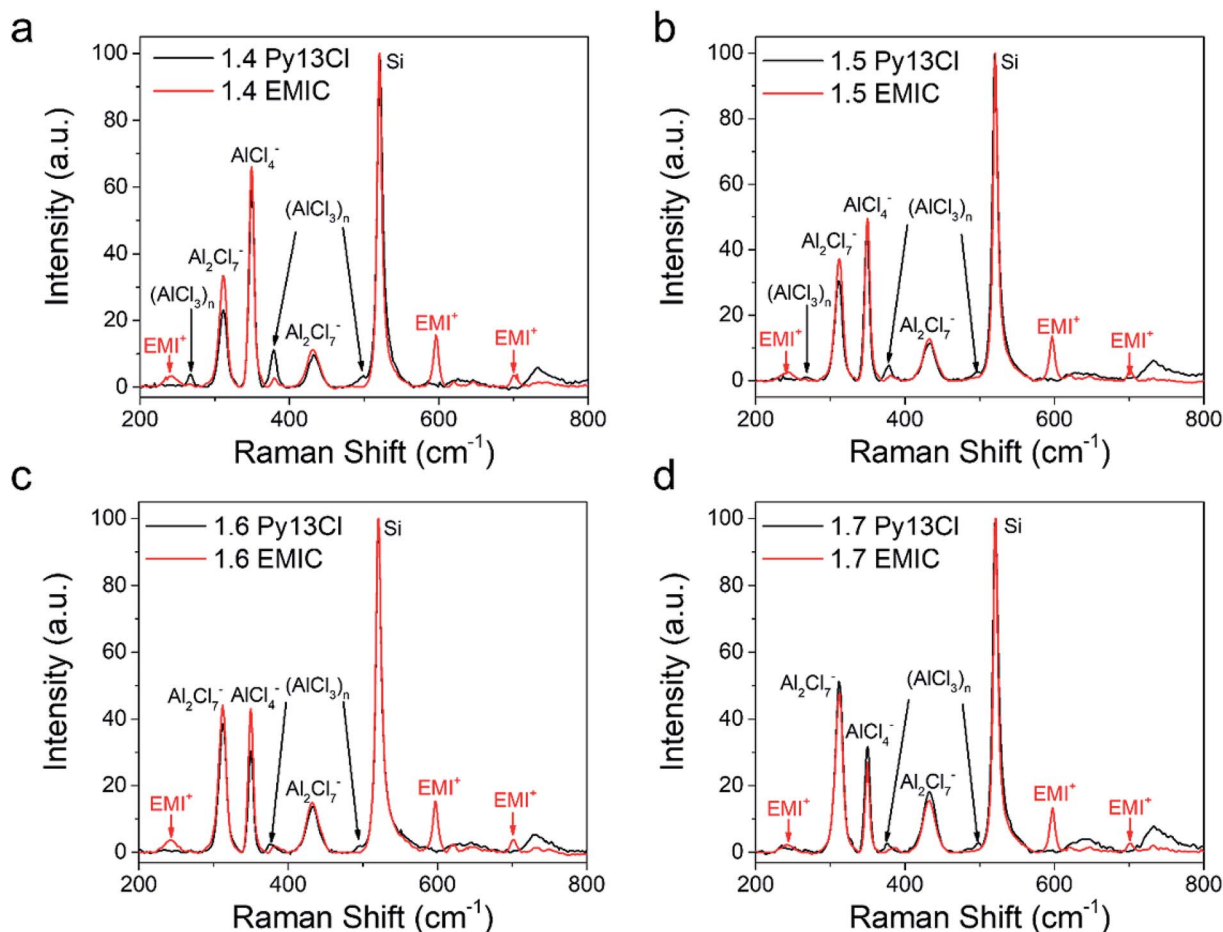


Fig. 3 Raman spectra comparison between Py13Cl–AlCl₃ and EMIC–AlCl₃ ionic liquid. (a) 1.4 Py13Cl and 1.4 EMIC comparison, (b) 1.5 Py13Cl and 1.5 EMIC comparison, (c) 1.6 Py13Cl and 1.6 EMIC comparison, (d) 1.7 Py13Cl and 1.7 EMIC comparison.

the shoulder peak at 495 cm⁻¹ was also observed by Rytter *et al.* in their Raman spectroscopic investigation of the melts of AlCl₃ and AlkCl (Alk = Li, K, Cs).^{26,29} Peak at ~495 cm⁻¹ was present when AlCl₃ concentration exceeded 66.7 mol% and the authors assigned it to higher polymeric Al₂Cl_{3x+1}⁻ ions, with the possibility of $x > 3$.²⁶ The peak position was also likely to shift depending on the cation size.²⁶ These peaks were also observed in the inhomogeneous 1.3 Py13Cl–AlCl₃ mixture.

Quantitative speciation and 'ion percent' of electrolytes

From Raman spectra, we estimated the concentrations of AlCl₄⁻ and Al₂Cl₇⁻ in the ionic liquids by using the Si normalized Raman intensity of the peaks at 311 cm⁻¹ (Al₂Cl₇⁻) and 350 cm⁻¹ (AlCl₄⁻) respectively. In the 1.0 AlCl₃ : 1.0 EMIC ionic liquid, the only species present were AlCl₄⁻ and EMI⁺, and the molar concentration of AlCl₄⁻ in the 1.0 IL electrolyte equaled to that of AlCl₃ (mole number of AlCl₃ in the IL/molar volume of the IL). The concentration of AlCl₄⁻ at other AlCl₃ ratios (x) can be calculated using the following equation.

$$\frac{[AlCl_4^-]_{1.0EMIC}}{I_{AlCl_4^-, 1.0EMIC}} = \frac{[AlCl_4^-]_{xEMIC}}{I_{AlCl_4^-, xEMIC}} \quad (2)$$

In eqn 2, I was the intensity of the AlCl₄⁻ peak at 350 cm⁻¹, and x was the molar ratio of AlCl₃/EMIC ranging from 1.1 to 1.7. The dimeric anion concentration was calculated by

$$\frac{I_{Al_2Cl_7^-, xEMIC}}{I_{AlCl_4^-, xEMIC}} = 0.78 \times \frac{[Al_2Cl_7^-], xEMIC}{[AlCl_4^-], xEMIC} \quad (3)$$

0.78 was the Raman cross section ratio between Al₂Cl₇⁻ and AlCl₄⁻ in the EMIC–AlCl₃ ionic liquid, determined from the method described by Gilbert *et al.*³⁰

For the Py13Cl–AlCl₃ ILs, quantitative analysis of the speciation was not as straightforward due to the inability in forming a AlCl₃/Py13Cl = 1.0 ratio electrolyte. We analyzed the concentrations of AlCl₄⁻ and Al₂Cl₇⁻ from their Raman peak intensities after normalizing the Raman spectra of the Py13Cl–AlCl₃ and EMIC–AlCl₃ electrolytes to the same Si reference placed into the two ionic liquids. By so doing we estimated the anions concentrations in the Py13Cl electrolytes through the normalized Raman intensities using

$$\frac{[AlCl_4^-]_{yEMIC}}{I_{AlCl_4^-, yEMIC}} = \frac{[AlCl_4^-]_{yPy13Cl}}{I_{AlCl_4^-, yPy13Cl}} \quad (4)$$



$$\frac{[\text{Al}_2\text{Cl}_7^-]_{y\text{EMIC}}}{I_{\text{Al}_2\text{Cl}_7^-}_{y\text{EMIC}}} = \frac{[\text{Al}_2\text{Cl}_7^-]_{y\text{Py13Cl}}}{I_{\text{Al}_2\text{Cl}_7^-}_{y\text{Py13Cl}}} \quad (5)$$

In eqn (4) and (5), I was the normalized intensity for AlCl_4^- and Al_2Cl_7^- and y was the ratio of AlCl_3 ranging from 1.4 to 1.7.

The ratios between $[\text{Al}_2\text{Cl}_7^-]$ to $[\text{AlCl}_4^-]$ were similar in both Py13Cl- AlCl_3 and EMIC- AlCl_3 ionic liquids, especially at AlCl_3 /organic chloride = 1.4–1.6 (Fig. 4a). In both systems, the monomeric anion concentration decreased with increasing AlCl_3 ratio, and was lower in the Py13Cl- AlCl_3 system than that in EMIC- AlCl_3 at AlCl_3 ratio equals to 1.4–1.6. When AlCl_3 /organic chloride = 1.7, the monomer anion concentration in both ionic liquids was similar (Fig. 4b). As expected, the Al_2Cl_7^- concentration increased as the AlCl_3 ratio increased (Fig. 4c), and was always lower in the Py13Cl- AlCl_3 IL than in the EMIC- AlCl_3 IL (Fig. 4c). This made the overall concentrations of AlCl_4^- and Al_2Cl_7^- lower in the Py13Cl- AlCl_3 IL than that in the EMIC- AlCl_3 IL at a given AlCl_3 to organic chloride ratio (Fig. 4b and c).

We defined a term “ion percent” as the ratio between $[\text{AlCl}_4^-] + 2 \times [\text{Al}_2\text{Cl}_7^-]$ and $[\text{AlCl}_3]$. By so doing we only included $[\text{AlCl}_4^-]$ and $[\text{Al}_2\text{Cl}_7^-]$ since they were the only electrochemically active

species in our ILs for Al battery operation. If the ion percent was 1, it indicated that all AlCl_3 were consumed for making monomers and dimers. When the ion percent was less than 1, larger $(\text{AlCl}_3)_n$ could form. For EMIC- AlCl_3 IL, the ion percent values were near 1.0 (Fig. 4d), suggesting anions in the electrolytes were mostly in the form of AlCl_4^- and Al_2Cl_7^- . In the Py13Cl- AlCl_3 system, however, this ion percent value was always lower. When the AlCl_3 ratio to Py13Cl was 1.4 (the lowest required to form a liquid), the ion percent was at its lowest, 0.85, and increased slightly as more AlCl_3 was added and was always lower than 1. This trend in ion percent was consistent with the observations of the three unique peaks (270 cm^{-1} , 377 cm^{-1} , 495 cm^{-1}) in the Py13Cl- AlCl_3 Raman spectra. As the AlCl_3 content increased, all these peaks had their intensities decreased, with the peaks at 270 cm^{-1} and 377 cm^{-1} being the most obvious. This trend suggested reduced concentrations of $(\text{AlCl}_3)_n$ species as AlCl_3 /Py13Cl increased, which was also reflected by the slight increase in ion percent for the Py13Cl- AlCl_3 IL. In the EMIC- AlCl_3 spectra, however, these three peaks were absent, which was consistent with its ion percent value always close to 1. The error bars in Fig. 4 were obtained using formulas from error propagation (eqn S1†).

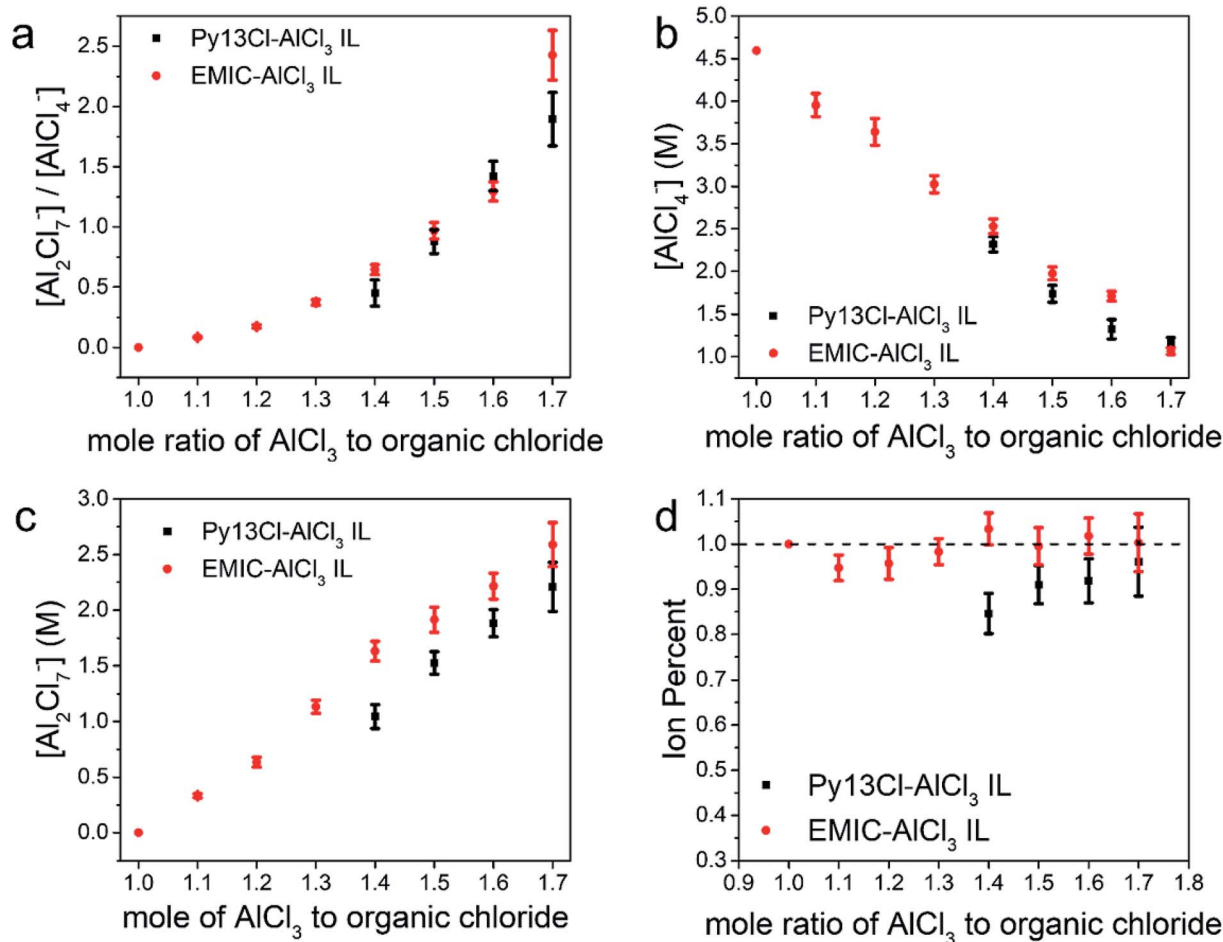


Fig. 4 Species concentrations and ion percent comparison between Py13Cl- AlCl_3 and EMIC- AlCl_3 ionic liquids (a) [Dimer] to [Monomer] ratios comparison between these two ionic liquids, (b) monomer concentration comparison between these two ionic liquids, (c) dimer concentration comparison between these two ionic liquids, (d) ion percent comparison between these two ionic liquids.



Cyclic voltammetry and battery data

The Py13Cl-AlCl₃ ionic liquid was used as an electrolyte for rechargeable aluminum-graphite battery (Fig. 5a). A simplistic battery operation mechanism was that during charging, AlCl₄⁻ in the electrolyte intercalated into the positive electrode and oxidized the graphite, making C_n(AlCl₄) compound with electrons released. At the negative electrode, Al₂Cl₇⁻ in the electrolyte was reduced to Al metal and formed AlCl₄⁻ that migrated to the positive electrode side.^{7,9} When the battery was discharged, the opposite reactions occurred. At the negative

electrode, aluminum metal was oxidized to Al₂Cl₇⁻ by consuming AlCl₄⁻ in the electrolyte. At the positive electrode, AlCl₄⁻ deintercalated from the graphite and reduced C_n(AlCl₄) to C_n.

Cyclic voltammetry of the graphite electrodes (Fig. 5b) and aluminum electrode (Fig. 5c) in Al batteries were performed in 1.5 AlCl₃ : 1.0 EMIC and 1.5 AlCl₃ : 1.0 Py13Cl electrolytes respectively (scan rate = 0.58 mV s⁻¹ with an Al metal reference electrode). The overall shapes of these two curves were somewhat similar, but obvious difference was observed. The 1.5 AlCl₃/Py13Cl electrolyte showed a slightly higher voltage

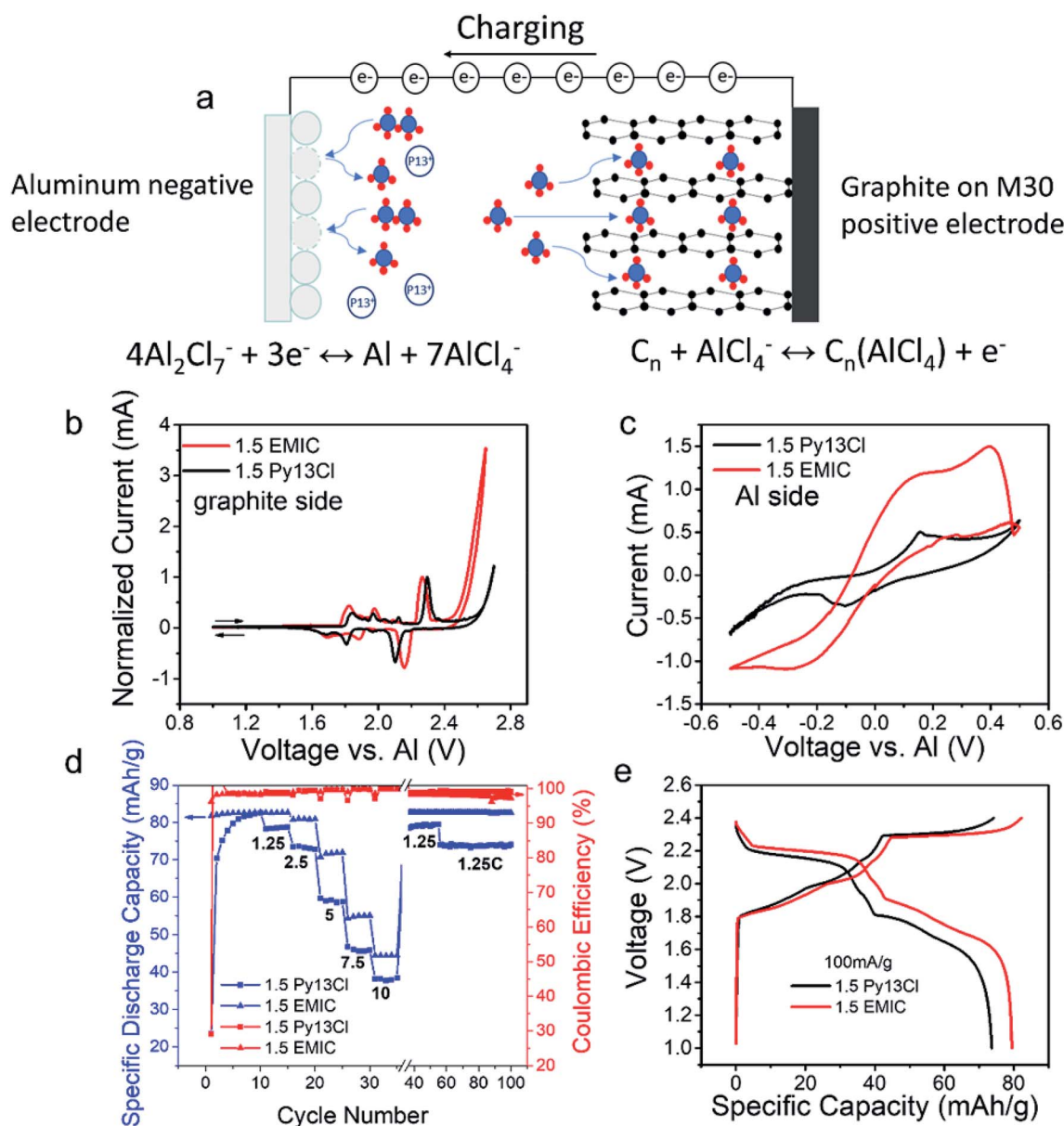


Fig. 5 Aluminum-graphite battery performances when Py13Cl-AlCl₃ and EMIC-AlCl₃ ionic liquids were used as electrolyte (a) schematic depiction of how the Al-graphite battery worked, (b) cyclic voltammetry data at graphite electrode, three electrodes CV with Al as reference, (c) cyclic voltammetry data at Al electrode, three electrodes CV with Al as reference, (d) stability and capacity of Al-graphite batteries using 1.5 Py13Cl and 1.5 EMIC as electrolyte (C-rate were indicated in the figure). For 1.5 Py13Cl battery, cycle 1–10: cutoff voltage 2.6 V, cycle 11–55: cutoff voltage 2.5 V, cycle 56–100: cutoff voltage 2.4 V. For 1.5 EMIC battery, cutoff voltage was 2.4 V for all cycles), (e) Al battery charge-discharge curves comparison between 1.5 Py13Cl and 1.5 EMIC as electrolytes.



window. The irreversible reaction did not appear until a potential of 2.6 V, whereas in the 1.5 AlCl₃/EMIC electrolyte the irreversible reaction appeared at 2.4 V. The overpotential (voltage difference in redox peaks) in the Py13Cl based electrolyte was higher than that in the EMIC based electrolyte, attributed to higher parasitic resistance due to the higher viscosity and lower conductivity of the Py13Cl system. The graphite side CVs had current normalized because the graphite electrodes loading for the two CVs were too low to keep the mass exact (Experimental methods section). Aluminum redox was clearly observed in both systems (Fig. 5c). It was observed that at the same voltage, the 1.5 EMIC battery showed higher current density than those in 1.5 Py13Cl battery, suggesting more facile Al redox reaction in the EMIC based electrolyte. The aluminum side CVs didn't need normalization as the size of the aluminum electrodes in the two CVs were kept the same (Experimental methods section).

The aluminum-graphite battery using 1.5 AlCl₃ : 1.0 Py13Cl as electrolyte showed activation behavior during initial cycling (Fig. 5d), after which clear discharge voltage plateaus at around ~2.2 V and ~1.8 V appeared (Fig. 5e black curve). The battery was then cycled at various current densities (100 mA g⁻¹ to 800 mA g⁻¹) to investigate the rate performance, with high coulombic efficiency in the range of 99% to 100%. The battery at 100 mA g⁻¹ current under a cutoff voltage of 2.4 V showed a capacity around 75 mA h g⁻¹ with a coulombic efficiency about 99.2%. The discharging energy could be maintained at around 141 mW h g⁻¹ (based on the graphite mass) with an energy efficiency about ~89%. The aluminum-graphite battery using 1.5 AlCl₃ : 1.0 EMIC as electrolyte could operate from 1 V to 2.4 V and no activation was needed in the beginning. Both batteries had similar stability over 100 cycles of charge-discharge (Fig. 5d). Comparison of the charge-discharge curves between 1.5 Py13Cl and 1.5 EMIC batteries at a current density of 100 mA g⁻¹ (Fig. 5e) showed a larger overpotential in the 1.5 Py13Cl based battery, consistent with the cyclic voltammetry data (Fig. 5b).

Discussion

In this work, we investigated a new ionic liquid system based on Py13Cl and AlCl₃ for rechargeable Al batteries. Although the battery performance failed to match that based on the commonly used EMIC and AlCl₃ IL. The results led to fundamental insights into electrolyte composition, chemical and physical properties and their relation to battery performance.

We used Raman spectroscopy as a tool to probe and quantify chloroaluminate anionic species in different ionic liquids. In the EMIC-AlCl₃ ILs, the peak at around 598 cm⁻¹ assigned to be EMI⁺ was present in every spectrum. Therefore, besides the Si chip peak at around 520 cm⁻¹, the EMI⁺ peak was also useful as an internal normalization factor to calculate AlCl₄⁻ and Al₂Cl₇⁻ concentrations in EMIC-AlCl₃ ILs for AlCl₃/EMIC = 1.0–1.7. To this end, we first determined the concentration of EMI⁺ in every ratio of AlCl₃ by the following equation.

$$[\text{EMI}^+]_{x\text{EMIC}} = \frac{1}{V_{n,x\text{EMIC}}} \quad (6)$$

In eqn (6), x was the AlCl₃ to EMIC ratio ranging from 1.0 to 1.7, and V_n was the molar volume of the IL, which could be determined from the average molecular weight dividing by the measured density. The EMI⁺ concentrations in different AlCl₃ ratio ILs were different due to their difference in molar volume, originated from their difference in densities (Fig. 1b).

Next, the AlCl₄⁻ and Al₂Cl₇⁻ intensity, normalized to EMI⁺, were calculated using the following equations.

$$I_{\text{AlCl}_4^-} \cdot x = \frac{I_{\text{AlCl}_4^-, \text{raw}, x}}{I_{\text{EMI}^+, \text{raw}, x}} \times \frac{[\text{EMI}^+]_{x\text{EMIC}}}{[\text{EMI}^+]_{1.0\text{EMIC}}} \quad (7)$$

$$I_{\text{Al}_2\text{Cl}_7^-} \cdot x = \frac{I_{\text{Al}_2\text{Cl}_7^-, \text{raw}, x}}{I_{\text{EMI}^+, \text{raw}, x}} \times \frac{[\text{EMI}^+]_{x\text{EMIC}}}{[\text{EMI}^+]_{1.0\text{EMIC}}} \quad (8)$$

In eqn (7) and (8), subscript x was the ratio of AlCl₃ to EMIC ranging from 1.0 to 1.7. $I_{\text{AlCl}_4^-} \cdot x$ and $I_{\text{Al}_2\text{Cl}_7^-} \cdot x$ were the EMI⁺ normalized intensity for AlCl₄⁻ and Al₂Cl₇⁻ in x EMIC, respectively. $I_{\text{AlCl}_4^-, \text{raw}, x}$, $I_{\text{Al}_2\text{Cl}_7^-, \text{raw}, x}$, and $I_{\text{EMI}^+, \text{raw}, x}$ were the raw Raman intensity of AlCl₄⁻, Al₂Cl₇⁻ and EMI⁺ in x EMIC. Lastly, $[\text{EMI}^+]_{x\text{EMIC}}$ and $[\text{EMI}^+]_{1.0\text{EMIC}}$ were the EMI⁺ concentration in x EMIC and 1.0 EMIC, calculated from eqn (6), respectively. The ratio of $\frac{[\text{EMI}^+]_{x\text{EMIC}}}{[\text{EMI}^+]_{1.0\text{EMIC}}}$ was a correction factor for the EMI⁺ normalized intensity, due to the fact that EMI⁺ concentration were different in different AlCl₃ ratio ILs.

After obtaining the EMI⁺ normalized peak intensity for AlCl₄⁻ and Al₂Cl₇⁻ from eqn (7) and (8), these two quantities were plugged into eqn (2) and (3) to determine the AlCl₄⁻ and Al₂Cl₇⁻ concentrations, similar to the Si normalization case. Ion percent could also be easily calculated using these newly obtained AlCl₄⁻ and Al₂Cl₇⁻ concentrations. These results obtained by EMI⁺ normalization were compared with the Si normalization results (Fig. S4†), showing a high degree of agreement. This confirmed that the validity of the normalization method using Si as an external Raman reference. We believe that this method could be broadly applicable to facilitate quantitative anion speciation comparisons of a wide range ILs that lack a common cation Raman signature.

The Py13Cl-AlCl₃ ionic liquids exhibited different properties (higher viscosity, lower conductivity, lower overall monomeric and dimeric anion concentrations and formation of large (AlCl₃)_{*n*} species) from the EMIC-AlCl₃ ionic liquid, originated from the larger cationic size of Py13⁺ than the EMI⁺ cation (DFT calculated size of the Py13⁺ and EMI⁺ ~142 Å³ and 118 Å³, respectively, Fig. S1†).³¹ When the cation size changed in an ionic liquid, it could greatly affect the chemical environment around it and its solvation shell. Bigger size cations could stabilize and favored the formation of larger species such as (AlCl₃)_{*n*}. In addition, the pi-system and the Brønsted acidic set of hydrogen atoms, which were unique in the EMI⁺ and absent in the Py13⁺, helped with solubilizing and liquidizing of the ionic liquid. Larger (AlCl₃)_{*n*} species tend to form in the Py13Cl-AlCl₃ system without forming a stable solvation shell.³² This trend was reported by several authors in the literature.^{26,29} Larger (AlCl₃)_{*n*} species were only observed in Py13Cl-AlCl₃ ionic liquid, and their concentration decreased as we increased the AlCl₃ concentration.



We also calculated the interaction energy and the Gibbs free energy change for de-solvation in these two ILs (Table S1†). Our results showed that the interactions between EMI^+ and AlCl_4^- was always stronger than that between Py13^+ and AlCl_4^- . Weaker interaction in the Py13Cl-AlCl_3 electrolyte was mainly due to the larger size of Py13^+ , which decreased its effective positive charge and weakened its electrostatic interactions with AlCl_4^- . With a smaller interaction energy between Py13^+ and AlCl_4^- , the equilibrium constant for eqn (1b), compared to eqn (1a), would be smaller. As a result, larger polymeric $(\text{AlCl}_3)_n$ species were present in some of the lower ratios Py13Cl IL . Once enough AlCl_3 was introduced to the system, the total number of ions in the IL increased and these polymeric species started to disappear, as suggested by the diminishing of the Raman peak at 270 cm^{-1} (Fig. 3). In addition, unlike the homogeneous $\text{AlCl}_3/\text{EMIC} = 1$ ionic liquid, this weaker electrostatic interaction made the formation of stable solvation shell in Py13Cl IL more difficult, which led to the inability of forming an IL for $\text{AlCl}_3/\text{Py13Cl} = 1$. This phenomenon also suggested mismatch of cation and anion sizes at the cation/anion ratio = 1 condition to keep charge-neutrality while forming stable solvation shells with the same coordination numbers with counter-ion as in the $\text{AlCl}_3\text{-EMIC}$ case. When larger dimeric ions increased in concentration above a threshold level for $\text{AlCl}_3/\text{Py13Cl} \geq 1.4$ electrolytes, the system evolves into a well solvated liquid.

The Py13Cl-AlCl_3 contained large species and lower overall concentrations of dimeric and monomeric anions. This combined with the larger size cations in the electrolyte afforded ILs exhibiting greater viscosity and lower ionic conductivity than the EMIC counterparts. This led to a larger overpotential for battery charge and discharge, giving lower energy and voltage efficiency as observed. In addition, the lower conductivity of this electrolyte also limited the current at the negative electrode, at which aluminum redox happened (Fig. 5c). Even though the cations in our electrolytes did not directly participate in any actual electrochemical reaction, they could affect the performance of the battery by controlling the anionic species around it, which in turn affected the physical properties of the IL including viscosity and conductivity. From our results, smaller cations could have positive effects on the battery, by decreasing the viscosity and increasing the conductivity of the resulting electrolyte. This could provide a guide to the synthesis of new ionic liquids for optimized batteries in the future.

Conclusion

In this work, new ionic liquids were formed by mixing various ratios of AlCl_3 with Py13Cl . The physical and chemical properties of resulting ionic liquid were investigated and they turned out to be very different from the commonly used EMIC-AlCl_3 ionic liquid. At the same $\text{AlCl}_3/\text{organic chloride}$ ratio, Py13Cl-AlCl_3 system had lower density, higher viscosity and lower conductivity than the EMIC-AlCl_3 counterpart. Clear liquid could not form in Py13Cl-AlCl_3 IL until $\text{AlCl}_3/\text{Py13Cl}$ molar ratio reached 1.4. Raman spectroscopy revealed monomeric AlCl_4^- and dimeric Al_2Cl_7^- existed in both ILs, with their concentrations decreased and increased, respectively, as the content of

AlCl_3 was increased. The sum of $[\text{AlCl}_4^-]$ and $[\text{Al}_2\text{Cl}_7^-]$ was lower in the Py13Cl-AlCl_3 IL, in agreement with its lower conductivity. Large polymeric $(\text{AlCl}_3)_n$ species only existed in Py13Cl-AlCl_3 IL. The properties for both ionic liquids as electrolytes in an aluminum-graphite battery were also compared. The batteries had similar capacity and similar stability. However, the battery with Py13Cl-AlCl_3 as electrolyte had higher overpotential, which was due to its higher viscosity and lower conductivity. The cation/anion size in an IL can dictate its physical properties including density, viscosity and conductivity, and the battery performances such as overpotential, rate capabilities and energy efficiency. All of these are rooted in the solvation and coordination of ion-counter ions in the ionic liquid. Therefore, in order to synthesize better ionic liquids to be used as electrolyte, the cation size needs to be controlled carefully. Overall, RTILs are still very open for further investigation. With more and more discoveries and understanding on RTILs, their advantageous properties, including low flammability and high rate capabilities can be further utilized in energy storage.

Conflicts of interest

There are no conflicts to declare.

Acknowledgements

This work is supported by the US Department of Energy DOE DE-SC0016165, a Bits and Watts Fellowship from the Stanford Precourt Institute of Energy, the Global Networking Talent 3.0 plan (NTUST 104DI005) from the Ministry of Education of Taiwan, and the Taishan Scholar Project for Young Scholars of Shandong Province of China. P. K. and A. J. A. gratefully acknowledge the High-Performance Computing facilities of the Freie Universität Berlin (ZEDAT) for computational time.

References

- 1 J. Jorné, J. T. Kim and D. Kralik, The zinc-chlorine battery: half-cell overpotential measurements, *J. Appl. Electrochem.*, 1979, **9**(5), 573–579.
- 2 G. A. Giffin, Ionic liquid-based electrolytes for “beyond lithium” battery technologies, *J. Mater. Chem. A*, 2016, **4**(35), 13378–13389.
- 3 A. Abouimrane, D. Dambournet, K. W. Chapman, P. J. Chupas, W. Weng and K. Amine, A New Class of Lithium and Sodium Rechargeable Batteries Based on Selenium and Selenium-Sulfur as a Positive Electrode, *J. Am. Chem. Soc.*, 2012, **134**(10), 4505–4508.
- 4 S. Xin, Y.-X. Yin, Y.-G. Guo and L.-J. Wan, A High-Energy Room-Temperature Sodium-Sulfur Battery, *Adv. Mater.*, 2014, **26**(8), 1261–1265.
- 5 P. Meister, O. Fromm, S. Rothermel, J. Kasnatscheew, M. Winter and T. Placke, Sodium-Based vs. Lithium-Based Dual-Ion Cells: Electrochemical Study of Anion Intercalation/De-Intercalation into/from Graphite and Metal Plating/Dissolution Behavior, *Electrochim. Acta*, 2017, **228**, 18–27.



- 6 L. C. Merrill and J. L. Schaefer, Electrochemical Properties and Speciation in Mg(HMDS)₂-Based Electrolytes for Magnesium Batteries as a Function of Ethereal Solvent Type and Temperature, *Langmuir*, 2017, **33**(37), 9426–9433.
- 7 M.-C. Lin, M. Gong, B. Lu, Y. Wu, D.-Y. Wang, M. Guan, M. Angell, C. Chen, J. Yang, B.-J. Hwang and H. Dai, An ultrafast rechargeable aluminium-ion battery, *Nature*, 2015, **520**(7547), 324–328.
- 8 D.-Y. Wang, C.-Y. Wei, M.-C. Lin, C.-J. Pan, H.-L. Chou, H.-A. Chen, M. Gong, Y. Wu, C. Yuan, M. Angell, Y.-J. Hsieh, Y.-H. Chen, C.-Y. Wen, C.-W. Chen, B.-J. Hwang, C.-C. Chen and H. Dai, Advanced rechargeable aluminium ion battery with a high-quality natural graphite cathode, *Nat. Commun.*, 2017, **8**, 14283.
- 9 M. Angell, C.-J. Pan, Y. Rong, C. Yuan, M.-C. Lin, B.-J. Hwang and H. Dai, High Coulombic efficiency aluminum-ion battery using an AlCl₃-urea ionic liquid analog electrolyte, *Proc. Natl. Acad. Sci. U. S. A.*, 2017, **114**(5), 834–839.
- 10 C. Ru and B. Konig, Low melting mixtures in organic synthesis - an alternative to ionic liquids?, *Green Chem.*, 2012, **14**(11), 2969–2982.
- 11 M. S. Sitze, E. R. Schreiter, E. V. Patterson and R. G. Freeman, Ionic Liquids Based on FeCl₃ and FeCl₂. Raman Scattering and Ab Initio Calculations, *Inorg. Chem.*, 2001, **40**(10), 2298–2304.
- 12 J.-K. Kim, A. Matic, J.-H. Ahn and P. Jacobsson, An imidazolium based ionic liquid electrolyte for lithium batteries, *J. Power Sources*, 2010, **195**(22), 7639–7643.
- 13 P. Eiden, Q. Liu, S. Zein El Abedin, F. Endres and I. Krossing, An Experimental and Theoretical Study of the Aluminium Species Present in Mixtures of AlCl₃ with the Ionic Liquids [BMP][Tf₂N] and [EMIm][Tf₂N], *Chem. –Eur. J.*, 2009, **15**(14), 3426–3434.
- 14 T. Hosokawa, K. Matsumoto, T. Nohira, R. Hagiwara, A. Fukunaga, S. Sakai and K. Nitta, Stability of Ionic Liquids against Sodium Metal: A Comparative Study of 1-Ethyl-3-methylimidazolium Ionic Liquids with Bis(fluorosulfonyl)amide and Bis(trifluoromethylsulfonyl)amide, *J. Phys. Chem. C*, 2016, **120**(18), 9628–9636.
- 15 X. Qi, B. Blizanac, A. DuPasquier, P. Meister, T. Placke, M. Oljaca, J. Li and M. Winter, Investigation of PF₆- and TFSI-anion intercalation into graphitized carbon blacks and its influence on high voltage lithium ion batteries, *Phys. Chem. Chem. Phys.*, 2014, **16**(46), 25306–25313.
- 16 S. Rothermel, P. Meister, G. Schmuelling, O. Fromm, H.-W. Meyer, S. Nowak, M. Winter and T. Placke, Dual-graphite cells based on the reversible intercalation of bis(trifluoromethanesulfonyl)imide anions from an ionic liquid electrolyte, *Energy Environ. Sci.*, 2014, **7**(10), 3412–3423.
- 17 X. Zhang, Y. Tang, F. Zhang and C.-S. Lee, A Novel Aluminum–Graphite Dual-Ion Battery, *Adv. Energy Mater.*, 2016, **6**(11), 1502588.
- 18 N. Jayaprakash, S. K. Das and L. A. Archer, The rechargeable aluminum-ion battery, *Chem. Commun.*, 2011, **47**(47), 12610–12612.
- 19 Y. Wu, M. Gong, M.-C. Lin, C. Yuan, M. Angell, L. Huang, D.-Y. Wang, X. Zhang, J. Yang, B.-J. Hwang and H. Dai, 3D Graphitic Foams Derived from Chloroaluminate Anion Intercalation for Ultrafast Aluminum-Ion Battery, *Adv. Mater.*, 2016, **28**(41), 9218–9222.
- 20 A. A. Fannin, D. A. Floreani, L. A. King, J. S. Landers, B. J. Piersma, D. J. Stech, R. L. Vaughn, J. S. Wilkes and J. L. Williams, Properties of 1,3-dialkylimidazolium chloride-aluminum chloride ionic liquids. 2. Phase transitions, densities, electrical conductivities, and viscosities, *J. Phys. Chem.*, 1984, **88**(12), 2614–2621.
- 21 S. Takahashi, L. A. Curtiss, D. Gosztola, N. Koura and M.-L. Saboungi, Molecular Orbital Calculations and Raman Measurements for 1-Ethyl-3-methylimidazolium Chloroaluminates, *Inorg. Chem.*, 1995, **34**(11), 2990–2993.
- 22 N. M. Rocher, E. I. Izgorodina, T. Rütger, M. Forsyth, D. R. MacFarlane, T. Rodopoulos, M. D. Horne and A. M. Bond, Aluminium Speciation in 1-Butyl-1-Methylpyrrolidinium Bis(trifluoromethylsulfonyl)amide/AlCl₃ Mixtures, *Chem. –Eur. J.*, 2009, **15**(14), 3435–3447.
- 23 M. Hog, M. Schneider, G. Studer, M. Bäuerle, S. A. Föhrenbacher, H. Scherer and I. Krossing, An Investigation of the Symmetric and Asymmetric Cleavage Products in the System Aluminum Trihalide/1-Butylimidazole, *Chem. –Eur. J.*, 2017, **23**(46), 11054–11066.
- 24 M. Hog, B. Burgenmeister, K. Bromberger, M. Schuster, S. Riedel and I. Krossing, First Investigations Towards the Feasibility of an Al/Br₂ Battery Based on Ionic Liquids, *ChemElectroChem*, 2017, **4**(11), 2934–2942.
- 25 M. Hog, M. Schneider and I. Krossing, Synthesis and Characterization of Bromoaluminate Ionic Liquids, *Chem. –Eur. J.*, 2017, **23**(41), 9821–9830.
- 26 E. Rytter, H. A. Øye, S. J. Cyvin, B. N. Cyvin and P. Klæboe, Raman spectra of AlCl₃-AlkCl and trends in species formation, *J. Inorg. Nucl. Chem.*, 1973, **35**(4), 1185–1198.
- 27 R. Huglen, F. W. Poulsen, G. Mamantov, R. Marassi and G. M. Begun, Raman spectral studies of elemental sulfur in Al₂Cl₆ and chloroaluminate melts, *Inorg. Nucl. Chem. Lett.*, 1978, **14**(4), 167–172.
- 28 G. Torsi, G. Mamantov and G. M. Begun, Raman spectra of the AlCl₃-NaCl system, *Inorg. Nucl. Chem. Lett.*, 1970, **6**(6), 553–560.
- 29 C. J. Dymek, J. S. Wilkes, M. A. Einarsrud and H. A. Øye, Spectral identification of Al₃Cl₁₀⁻ in 1-methyl-3-ethylimidazolium chloroaluminate molten salt, *Polyhedron*, 1988, **7**(13), 1139–1145.
- 30 B. Gilbert, H. Olivier-Bourbigou and F. Favre, Chloroaluminate Ionic Liquids: from their Structural Properties to their Applications in Process Intensification, *Oil Gas Sci. Technol.*, 2007, **62**(6), 745–759.
- 31 J. M. Slattery, C. Daguene, P. J. Dyson, T. J. S. Schubert and I. Krossing, How to Predict the Physical Properties of Ionic Liquids: A Volume-Based Approach, *Angew. Chem., Int. Ed.*, 2007, **46**(28), 5384–5388.
- 32 T. Peppel, C. Roth, K. Fumino, D. Paschek, M. Köckerling and R. Ludwig, The Influence of Hydrogen-Bond Defects on the Properties of Ionic Liquids, *Angew. Chem., Int. Ed.*, 2011, **50**(29), 6661–6665.

