

Cite this: *RSC Adv.*, 2019, 9, 20266

Received 16th May 2019

Accepted 21st June 2019

DOI: 10.1039/c9ra03679b

rsc.li/rsc-advances

Nickel-metalated porous organic polymer for Suzuki–Miyaura cross-coupling reaction†

 Ying Dong,^{‡,*} Jing-Jing Jv,[‡] Yue Li, Wen-Han Li, Yun-Qi Chen, Qian Sun,
Jian-Ping Ma[‡] and Yu-Bin Dong^{‡,*}

A new Ni(II)- α -diimine-based porous organic polymer, namely Ni(II)- α -diimine-POP, was constructed in high yield via the Sonogashira coupling reaction between the metallo-building block of Ni(II)- α -diimine and 1,3,5-triethynylbenzene. Besides the high thermal and chemical stability, the obtained Ni(II)- α -diimine-POP can be a highly active reusable heterogeneous catalyst to promote the Suzuki–Miyaura coupling reaction. The obtained results indicate that the Ni(II)- α -diimine-POP herein is a promising sustainable alternative to the Pd-based catalysts for catalysing the C–C formation in a heterogeneous way.

Introduction

Homogeneous metal catalysts play a leading role in C–C bond-forming reactions.^{1a} Due to the increasing environmental issues and need for sustainable development, the metal-involving heterogeneous catalysts for C–C coupling such as in the Suzuki–Miyaura cross coupling reaction have drawn more and more attention during the past several decades. Among them, the precious palladium-based catalysts have been the protagonist.^{1b} To date, various solid carriers such as metal–organic frameworks (MOFs), covalent organic frameworks (COFs), carbon-based nanomaterials (CNMs), silica, and so on were employed to support precious Pd complex,² Pd NP³ and Pd-bimetallic alloy⁴ for the fabrication of Pd heterogeneous catalysts. In contrast, the first row transition metals such as Ni are rarely used to fabricate the solid carrier-supported heterogeneous catalysts. Compared to Pd, Ni is more reactive, low-cost and earth-abundant. As a sustainable alternative to Pd, the Ni-based catalysts, especially solid carrier supported Ni metal catalysts, for the C–C cross-coupling reactions are extremely appealing.⁵

The α -diimine-based metal catalysts have gained remarkable attention because of their easy synthesis, air stability, and high catalytic activity.⁶ For example, α -diimine Ni(II) complexes have been widely used in polymerization,⁷ dry CO₂ reforming of

methane,⁸ chemical bond activation,⁹ bimetallic catalysis,¹⁰ reductive cross-coupling reaction,¹¹ and reductive amination.¹²

On the other hand, porous organic polymers (POPs), as a typical class of porous organic materials, have been broadly applied in the field of gas storage and separation,¹³ drug delivery,¹⁴ water treatment¹⁵ and heterogeneous catalysis.¹⁶ On account of their high surface area, controllable porosity and ability to be functionalized, both crystalline and amorphous POPs, such as covalent organic frameworks (COFs),¹⁷ hyper-crosslinked polymers (HCP),¹⁸ porous aromatic frameworks (PAFs),¹⁹ polymers of intrinsic microporosity (PIMs),²⁰ conjugated microporous polymers (CMP),²¹ are a promising class of carriers to upload active catalytic species. So far, the metal nanoparticle (M NP) loaded and metalated POPs by post-synthetic approach have been the main theme in the fabrication of POP-supported metal-solid catalysts.²² In principle, the POP-based and metal-involved catalytic materials could also be prepared by *in situ* one-pot assembly of metal-containing building blocks. By doing so, the POPs with high-density and evenly distributed metal catalytic sites would be generated. So far, the metalated POPs obtained in this way, however, are very rarely reported.²³

In this contribution, we report, the first of its kind, a Ni(II)-POP which was generated from the metallo-building block of Ni(II) α -diimine and 1,3,5-triethynylbenzene via Sonogashira cross-coupling reaction under solvothermal conditions. The obtained Ni(II)- α -diimine-POP can be a highly active and reusable heterogeneous catalyst to promote Suzuki–Miyaura cross-coupling reactions.

Results and discussion

Structural and morphological characterization

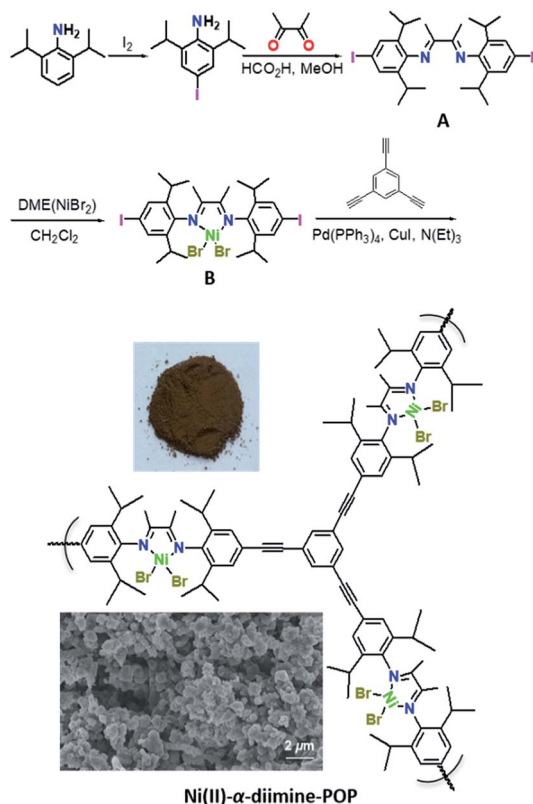
Ni(II)- α -diimine-POP was successfully synthesized through a Sonogashira coupling reaction following the route outlined in

College of Chemistry, Chemical Engineering and Materials Science, Collaborative Innovation Centre of Functionalized Probes for Chemical Imaging in Universities of Shandong, Key Laboratory of Molecular and Nano Probes, Ministry of Education, Shandong Normal University, Jinan 250014, P. R. China. E-mail: dongyinggreat@163.com; yubindong@sdsu.edu.cn

† Electronic supplementary information (ESI) available: additional characterization of Ni(II)- α -diimine-POP, and product characterization. CCDC 1906672. For ESI and crystallographic data in CIF or other electronic format see DOI: 10.1039/c9ra03679b

‡ These authors contributed equally to this work.





Scheme 1 Synthesis of ligand **A**, metallo-building block **B** and **Ni(II)- α -diimine-POP**. The photograph and SEM image of **Ni(II)- α -diimine-POP** are inserted.

Scheme 1. The diiodine-substituted ligand **A** was prepared as the bright yellow crystalline solids by double Schiff-base condensation between 4-iodo-2,6-diisopropylbenzenamine and butane-2,3-dione in good yield. The metallo-building block **B** was synthesized as the brick-red crystalline solids by metalation of **A** with DME(NiBr_2) in moderate yield. Besides routine characterizations, the molecular structure of **A** was further determined by the X-ray single crystal analysis (CCDC 1906672, Fig. S1, Tables S1 and S2, ESI[†]). After combination of **B** and 1,3,5-triethynylbenzene, the **Ni(II)- α -diimine-POP** was generated through Sonogashira cross-coupling reaction under solvothermal conditions (toluene, 80 °C, 72 h, 86%). After the reaction, the resulting precipitate was treated by Soxhlet extraction with CH_2Cl_2 , methanol and acetone to remove any possible residues. After dried *in vacuo* at 110 °C for 12 h, the target POP was obtained as deep brown solids (**Scheme 1**, inset). The obtained POP was the irregular granular particle which was well evidenced by the scanning electron microscopy (SEM, **Scheme 1**, inset).

IR spectra (**Fig. 1a**) showed that the characteristic peaks at 3278 cm^{-1} attributed to the $\nu_{\text{C-H}}$ ($-\text{C}\equiv\text{C}-\text{H}$) in 1,3,5-triethynylbenzene basically disappeared in **Ni(II)- α -diimine-POP** after coupling reaction, meanwhile the band at 2109 cm^{-1} that corresponded to the $-\text{C}\equiv\text{C}-$ in 1,3,5-triethynylbenzene moved to 2206 cm^{-1} , indicating that the precursors of **B** and 1,3,5-triethynylbenzene in POP were successfully connected to each other *via* covalent C–C bond. Furthermore, the solid-state ^{13}C NMR

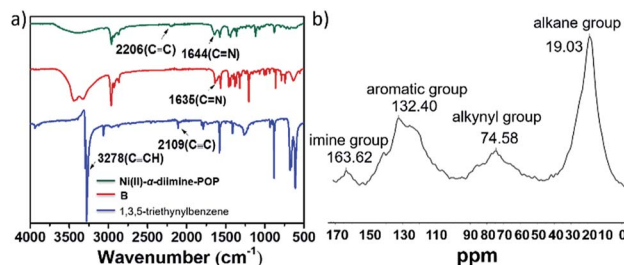


Fig. 1 (a) IR spectra of **Ni(II)- α -diimine-POP** and its precursors. (b) Solid-state ^{13}C NMR of **Ni(II)- α -diimine-POP**.

also supported this POP formation. As indicated in **Fig. 1b**, the peak for the aliphatic carbon atoms of $-\text{CH}_3$ and $-\text{CH}(\text{CH}_3)_2$ groups was located at 19.03 ppm.²⁴ The broad signals centred at 74.58 and 132.40 ppm were respectively ascribed to the bridging $-\text{C}\equiv\text{C}-$ and phenyl moieties.²⁵ The signal at 163.62 ppm was associated with carbon atom in the imine group.²⁶

The TGA trace indicated that the obtained **Ni(II)- α -diimine-POP** remained intact till temperature over 250 °C, implying its good thermal stability (**Fig. 2a**). Notably, no Ni NP was generated during POP formation process, which demonstrated by the high-resolution transmission electron microscopy (HRTEM, **Fig. 2b**). The existed Ni species valence was demonstrated by the X-ray photoelectron spectroscopy (XPS) measurement. As shown in **Fig. 3a**, the observation of $2p_{3/2}$ and $2p_{1/2}$ peaks at 855.97 and 873.28 eV confirmed that the nickel species in **Ni(II)- α -diimine-POP** existed as Ni(II) .²⁷ The other observed doublet was attributed to intensive shake-up satellites that always occurs for Ni(II) during acquiring XPS.²⁷ On the other hand, the single N 1s peak in **B** (399.03 eV) and **Ni(II)- α -diimine-POP** (398.96 eV) shifted to higher binding energy compared to that of **A** (398.88 eV), suggesting that Ni(II) species in **B** and **Ni(II)- α -diimine-POP** was chelated by N donors (**Table 1**).²⁸ Inductively coupled plasma (ICP) analysis showed that the nickel content in **Ni(II)- α -diimine-POP** was up to 7.6 wt% (calcd 8.3 wt%).

As mentioned above, the **Ni(II)- α -diimine-POP** herein was prepared by metallo-building block *via in situ* one-pot approach, so it should feature the uniform texture. As shown in **Fig. 3b**, the C, N, Ni and Br species evenly distributed in the POP matrix, as evidenced by the SEM-energy dispersive X-ray (EDX) mapping.

The crystalline nature of the **Ni(II)- α -diimine-POP** was characterized by PXRD measurement (**Fig. S2**, ESI[†]). A observed broad peak from 20 to 25° suggested its amorphous nature. The N_2 sorption analysis at 77 K was used to measure its specific

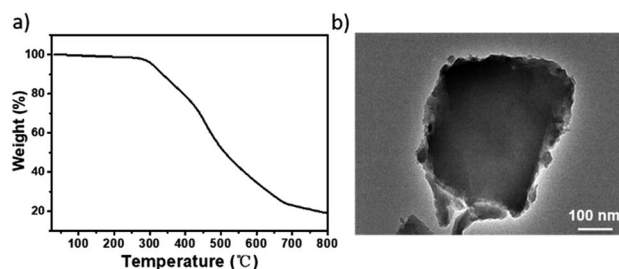


Fig. 2 (a) TGA trace of **Ni(II)- α -diimine-POP**. (b) HRTEM image of **Ni(II)- α -diimine-POP**.



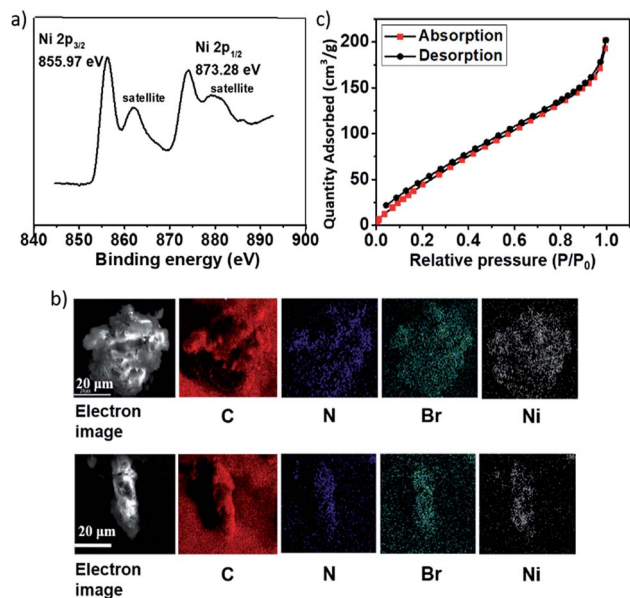


Fig. 3 (a) XPS spectrum of Ni species in Ni(II)- α -diimine-POP. (b) SEM-EDX spectrum of Ni(II)- α -diimine-POP and it after five catalytic runs. (c) N_2 sorption isotherm of Ni(II)- α -diimine-POP.

surface area with architectural rigidity and permanent porosity (Fig. 3c). Brunauer–Emmett–Teller (BET) analysis of Ni(II)- α -diimine-POP indicated its surface area was up to $265.3 \text{ m}^2 \text{ g}^{-1}$. Also, the pore size of the POP was determined based on the N_2 sorption isotherm by employing the nonlocal density functional theory (NLDFT) method, and a series of sharp and broad peaks were observed. It was found to be mostly mesoporous having the major contribution of the pore width at *ca.* 2.7 nm (Fig. S2, ESI†).

Catalytic properties

Next, we examined the catalytic activity of Ni(II)- α -diimine-POP for the Suzuki–Miyaura cross coupling reactions, in which the iodobenzene and phenylboronic acid coupling was chosen as the model reaction (Fig. S3, ESI†). As shown in Table 2, the solvent screening revealed that toluene is the best one among the other solvents such as *N,N*-dimethylformamide (DMF), iso-propyl alcohol (IPA), dioxane, acetone, tetrahydrofuran (THF), and CH_3CN that we tested (Table 2, entries 1 to 7). In addition, various bases, including $\text{K}_3\text{PO}_4 \cdot 3\text{H}_2\text{O}$, K_2CO_3 , triethylamine (TEA), 1,8-diazabicyclo[5.4.0]undec-7-ene (DBU), pyridine, and piperidine, were used to performed the reaction, and we found that

Table 2 Optimization of the model Suzuki coupling reaction between iodobenzene and phenylboronic acid^a

| Entry | Cat. (Ni mol% equiv.) | Base | Solvent | <i>T</i> (°C) | <i>T</i> (h) | Yield ^b (%) |
|-------|-----------------------|---|------------------------|---------------|--------------|------------------------|
| 1 | 5 | $\text{K}_3\text{PO}_4 \cdot 3\text{H}_2\text{O}$ | DMF | 100 | 8 | 41 |
| 2 | 5 | $\text{K}_3\text{PO}_4 \cdot 3\text{H}_2\text{O}$ | IPA | 100 | 8 | 70 |
| 3 | 5 | $\text{K}_3\text{PO}_4 \cdot 3\text{H}_2\text{O}$ | Dioxane | 100 | 8 | 67 |
| 4 | 5 | $\text{K}_3\text{PO}_4 \cdot 3\text{H}_2\text{O}$ | Acetone | 100 | 8 | 27 |
| 5 | 5 | $\text{K}_3\text{PO}_4 \cdot 3\text{H}_2\text{O}$ | Toluene | 100 | 8 | 99 |
| 6 | 5 | $\text{K}_3\text{PO}_4 \cdot 3\text{H}_2\text{O}$ | THF | 100 | 8 | 23 |
| 7 | 5 | $\text{K}_3\text{PO}_4 \cdot 3\text{H}_2\text{O}$ | CH_3CN | 100 | 8 | 8 |
| 8 | 5 | K_3PO_4 | Toluene | 100 | 8 | 94 |
| 9 | 5 | K_2CO_3 | Toluene | 100 | 8 | 85 |
| 10 | 5 | TEA | Toluene | 100 | 8 | 38 |
| 11 | 5 | DBU | Toluene | 100 | 8 | 12 |
| 12 | 5 | Pyridine | Toluene | 100 | 8 | 0 |
| 13 | 5 | Piperidine | Toluene | 100 | 8 | 0 |
| 14 | 2 | $\text{K}_3\text{PO}_4 \cdot 3\text{H}_2\text{O}$ | Toluene | 100 | 8 | 45 |
| 15 | 3 | $\text{K}_3\text{PO}_4 \cdot 3\text{H}_2\text{O}$ | Toluene | 100 | 8 | 68 |
| 16 | 4 | $\text{K}_3\text{PO}_4 \cdot 3\text{H}_2\text{O}$ | Toluene | 100 | 8 | 89 |
| 17 | 5 | $\text{K}_3\text{PO}_4 \cdot 3\text{H}_2\text{O}$ | Toluene | r.t. | 8 | 12 |
| 18 | 5 | $\text{K}_3\text{PO}_4 \cdot 3\text{H}_2\text{O}$ | Toluene | 50 | 8 | 53 |
| 19 | 5 | $\text{K}_3\text{PO}_4 \cdot 3\text{H}_2\text{O}$ | Toluene | 80 | 8 | 85 |
| 20 | 5 | $\text{K}_3\text{PO}_4 \cdot 3\text{H}_2\text{O}$ | Toluene | 100 | 4 | 58 |
| 21 | 5 | $\text{K}_3\text{PO}_4 \cdot 3\text{H}_2\text{O}$ | Toluene | 100 | 6 | 79 |
| 22 | — | $\text{K}_3\text{PO}_4 \cdot 3\text{H}_2\text{O}$ | Toluene | 100 | 6 | 0 |

^a Reaction conditions: iodobenzene (1.0 mmol), phenylboronic acid (1.1 mmol), base (2.0 mmol), solvent (2 mL), in N_2 . ^b Yields were determined by GC analysis (Fig. S4, ESI).

$\text{K}_3\text{PO}_4 \cdot 3\text{H}_2\text{O}$ was better than the other inorganic and organic bases (Table 2, entries 8–13). Furthermore, when the reaction was carried out with less catalyst loading, 2 (Table 2, entry 14), 3 (Table 2, entry 15) or 4 mol% (Table 2, entry 16) instead of 5 mol%, the coupled product was obtained in significantly lower 45–89% yields. On the other hand, the reaction temperature appeared to be crucial to the catalytic efficiency. As indicated in Table 2, the catalytic activity of Ni(II)- α -diimine-POP was significantly diminished at lower temperature (from r.t. to 80 °C, Table 2, entries 17–19). Also, shortening reaction time of 4–6 h would also lead to the significantly reduced 58–79% yields under the given reaction conditions (Table 2, entries 20–21). We did not observe any coupled product formation in the absence of the nickel source (Table 2, entry 22), further confirming the loaded Ni served as the catalytic active sites.

Table 1 XPS spectra of A, B, NiBr_2 , Ni(II)- α -diimine-POP and it after five catalytic runs

| Compound | N 1s _{1/2} (eV) | Ni 2p _{3/2} (eV) | Ni 2p _{1/2} (eV) |
|--|--------------------------|---------------------------|---------------------------|
| A | 398.88 | — | — |
| NiBr_2 | — | 855.40 | 872.98 |
| B | 399.03 | 856.28 | 872.79 |
| Ni(II)- α -diimine-POP | 398.96 | 855.97 | 873.28 |
| Ni(II)- α -diimine-POP after 5 runs | 398.92 | 856.16 | 873.68 |



Based above result, the optimized reaction conditions for the model coupling reaction were determined as: iodobenzene, 1.0 mmol; phenylboronic acid, 1.1 mmol; **Ni(II)- α -diimine-POP**, 5 mol% Ni equiv.; $K_3PO_4 \cdot 3H_2O$, 2.0 mmol; temperature, 100 °C; reaction time, 8 h; toluene, 2 mL.

To verify the heterogeneous nature of this POP-based catalyst, the hot leaching test was conducted. As shown in Fig. 4a, no further reaction occurred after ignition of the reaction at 4.0 h when it reached the yield of ca. 65%, at which point the heterogeneous particles were centrifuged out of the reaction mixture, and the reaction was performed for additional 4 h. GC analysis indicated that the yield of the reaction did not change during the prolonged reaction time, indicating that the **Ni(II)- α -diimine-POP** exhibited a typical heterogeneous catalyst nature herein.

Once we confirmed the heterogeneous nature of the catalyst, we also tested its recyclability. After each catalytic run, the solid catalyst was separated by centrifugation, washed with toluene (3 \times 2 mL), CH_3CN (3 \times 2 mL), and dried at 110 °C for 12 h in vacuum. The recycling catalytic runs were conducted by combining the recovered catalyst with inorganic base, iodobenzene, and phenylboronic acid in toluene. As shown in Fig. 4b, the solid catalyst of **Ni(II)- α -diimine-POP** still showed excellent activity and the cross-coupling yield was even up to 90% after five catalytic cycles (Fig. S5, ESI[†]). After multiple catalytic cycles, ICP measurement demonstrated that the Ni content in **Ni(II)- α -diimine-POP** was 6.3 wt%, suggesting a 17% Ni leaching occurred after five catalytic runs. This catalyst loss might be responsible for this slight yield decrease. On the other hand, no valence change for Ni species was observed (Table 1), implying that the Ni species in POP was stable during the reusable processes under the given conditions. In addition, the POP morphology and elemental distribution were well maintained after the recycle (Fig. 3b and S6[†]).

To test the available scope of this catalyst, we performed coupling reactions of phenylboronic acid with a series of substituted aryl halides under optimized conditions (Table 3). It is noteworthy that the catalytic system was tolerant to a wide range of functional groups such as $-CF_3$, $-NO_2$, $-COCH_3$, $-CH_3$, $-OCH_3$, $-CO_2Me$, and $-CN$ at different substituted positions. Aryl bromides with both electron-donating and electron-withdrawing groups at *para*-, *meta*- or *ortho*-substituted position afforded cross-coupling products of **i-viii** (Table 3, entries 1–9) with good-to-excellent yields (90–98%). Compared to aryl

Table 3 Cross-coupling reactions of various aryl halides and aryl boric acids catalysed by **Ni(II)- α -diimine-POP**^a

| Entry | R ¹ | X | R ² | t (h) | Product | Yield ^b (%) |
|-------|-----------------------------------|----|-----------------------------------|-------|-------------|------------------------|
| 1 | H | Br | H | 12 | i | 94 |
| 2 | 4-NO ₂ | Br | H | 12 | ii | 97 |
| 3 | 4-COCH ₃ | Br | H | 12 | iii | 98 |
| 4 | 4-OCH ₃ | Br | H | 12 | iv | 92 |
| 5 | 4-CO ₂ CH ₃ | Br | H | 12 | v | 90 |
| 6 | 2-CN | Br | H | 12 | vi | 90 |
| 7 | 2-CH ₃ | Br | H | 12 | vii | 93 |
| 8 | 3-NO ₂ | Br | H | 12 | viii | 92 |
| 9 | H | Br | 4-OCH ₃ | 12 | iv | 90 |
| 10 | H | I | H | 8 | i | 99 |
| 11 | 3-CH ₃ | I | H | 8 | ix | >99 |
| 12 | 3-NO ₂ | I | H | 8 | viii | >99 |
| 13 | 4-OCH ₃ | I | H | 8 | iv | >99 |
| 14 | 4-CN | I | H | 8 | x | >99 |
| 15 | 4-CO ₂ CH ₃ | I | H | 8 | v | >99 |
| 16 | 2-OCH ₃ | I | H | 8 | xi | 92 |
| 17 | 2-CF ₃ | I | H | 8 | xii | 90 |
| 18 | 3-NO ₂ | I | 4-F | 8 | xiii | 99 |
| 19 | 4-CN | I | 3-OCH ₃ | 8 | xiv | >99 |
| 20 | H | I | 2-CH ₃ | 8 | vii | >99 |
| 21 | H | I | 4-COCH ₃ | 8 | iii | 98 |
| 22 | H | I | 4-CO ₂ CH ₃ | 8 | v | 98 |
| 23 | H | I | 4-OCH ₃ | 8 | iv | 90 |
| 24 | H | Cl | H | 12 | i | 26 |

^a Reaction conditions: aryl halide (1.0 mmol), arylboronic acid (1.1 mmol), $K_3PO_4 \cdot 3H_2O$ (2 mmol, 0.533 g), **Ni(II)- α -diimine-POP** (5 mol% Ni equiv.), toluene (2 mL), 100 °C, N_2 . ^b Yields were determined by GC analysis (Fig. S7, ESI).

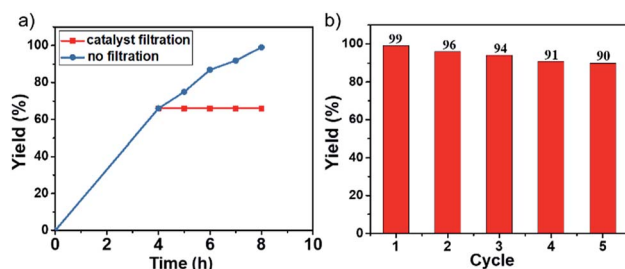


Fig. 4 (a) Reaction time examination and leaching test for the model Suzuki cross-coupling reaction. (b) Catalytic cycle for the model Suzuki cross-coupling reaction.

bromides, the aryl iodides for the cross-coupling reaction were more active. As shown in Table 3 (entries 10–15), the yields for the target coupled products of **i**, **iv**, **v** and **viii–x** based on iodobenzene and *para*- or *meta*-substituted aryl iodides were more than 99%. Meanwhile, the *ortho*-substituted iodobenzene provided the products of **xi** and **xii** in slightly lower 90–92% yields (Table 3, entries 16 and 17). On the other hand, the crossing-coupling reactions between aryl iodide and phenylboronic acids with both electron-donating and electron-withdrawing groups at *para*-, *meta*- or *ortho*-substituted position still afforded excellent 98 to >99% yields (Table 3, entries 18–22, compounds **iii**, **v**, **vii**, **xiii** and **xiv**). The slightly lower 90% yield for **iv** from *para*-methoxyphenylboronic acid with aryl iodide was also observed (Table 3, entry 23). However, the chlorobenzene and phenylboronic acid coupling gave a low 26% yield of **i** in 12 h (Table 3, entry 24), indicating that the **Ni(II)- α -diimine-POP** cannot significantly activate the ArCl-based Suzuki–Miyaura cross-coupling reactions.

Compared to the reported Ni-loaded solid catalytic systems (Table 4), which usually contained coexistent such as PPh_3 or other metal oxides, for the Suzuki–Miyaura coupling reaction, it



Table 4 Comparison of Ni(II)- α -diimine-POP with the reported Ni-loaded solid catalysts for the Suzuki cross-coupling reaction between iodobenzene/bromotoluene and arylboronic acid

| Cat. (mol%) | Conditions | Substrate/yield (%) | Run | Ref. |
|---|--|-----------------------------------|-----|-----------|
| Ni/C _g (8) | PPh ₃ /dioxane/THF, <i>n</i> -BuLi/KF/LiOH, reflux, 9 h | 4-BrPhMe/PhB(OH) ₂ /87 | 2 | 33 |
| Ni-PVP/TiO ₂ -ZrO ₂ (20) | MeOH/H ₂ O, K ₂ CO ₃ , 60 °C, 8 h | PhI/PhB(OH) ₂ /97 | 6 | 34 |
| UiO-66(L1)/NiCl ₂ /PPh ₃ (3) | CH ₃ CN, K ₂ CO ₃ , 65 °C, 12 h | PhBr/PhB(OH) ₂ /71 | — | 35 |
| UiO-66(L2)/NiCl ₂ /PPh ₃ (3) | CH ₃ CN, K ₂ CO ₃ , 65 °C, 12 h | PhBr/PhB(OH) ₂ /84 | — | 35 |
| UiO-66(L3)/NiCl ₂ /PPh ₃ (3) | CH ₃ CN, K ₂ CO ₃ , 65 °C, 12 h | PhBr/PhB(OH) ₂ /90 | — | 35 |
| UiO-66(L3)/Ni(COD) ₂ /PPh ₃ (3) | CH ₃ CN, K ₂ CO ₃ , 65 °C, 12 h | PhBr/PhB(OH) ₂ /96 | 7 | 35 |
| Ni(II)- α -diimine-POP (5%) | Toluene, K ₃ PO ₄ ·3H ₂ O, 100 °C, 8 h | PhI/PhB(OH) ₂ /99 | 5 | This work |
| Ni(II)- α -diimine-POP (5%) | Toluene, K ₃ PO ₄ ·3H ₂ O, 100 °C, 12 h | PhBr/PhB(OH) ₂ /94 | 5 | This work |

exhibited an impressive catalytic performance. On the other hand, we believe the Ni-catalysed Suzuki–Miyaura cross-coupling reaction herein went through the same mechanism as the reported one,^{33–35} which should involve the initial oxidative addition of the aryl halide to a Ni(0) species, followed by trans-metalation and subsequent reductive elimination step to afford the expected coupling product, meanwhile the catalytically active nickel(0) species was regenerated (Fig. S8, ESI†).

Experimental

Materials and measurements

All chemicals and solvents were at least of analytic grade and employed as received without further purification. The elemental analysis was conducted on a PerkinElmer Model 2400 analyzer. MS spectra were obtained by Bruker maxis ultra-high resolution-TOF MS system. NMR data were collected using an AM-400 spectrometer. ¹³C CP/MAS NMR experiments were performed on Agilent 600 DD2 spectrometer at a resonance frequency of 150.15 MHz. ¹³C NMR spectra were recorded on a spinning rate of 15 kHz with a 4 mm probe at room temperature. ¹³C CP/MAS experiments were performed with a delay time of 5 s and a contact time of 1 ms. Infrared spectra were obtained in the 400–4000 cm^{−1} range using a Bruker ALPHA FT-IR spectrometer. Powder X-ray diffraction (PXRD) measurements were performed at 293 K on a D8 ADVANCE diffractometer (Cu K α , λ = 1.5406 Å). ICP analysis was performed on an IRIS InterpidII XSP and NU AttoM. XPS spectra were obtained from PHI Versaprobe II. Thermogravimetric analyses were carried out on a TA Instrument Q5 simultaneous TGA under flowing nitrogen at a heating rate of 10 °C min^{−1}. HRTEM (high resolution transmission electron microscopy) analysis was performed on a JEOL 2100 Electron Microscope at an operating voltage of 200 kV. The scanning electron microscopy (SEM) micrographs were recorded on a Gemini Zeiss Supra TM scanning electron microscope equipped with energy-dispersive X-ray detector (EDX). The elemental analysis was conducted on a PerkinElmer Model 2400 analyzer. The crystal data were obtained by Agilent SuperNova X-ray single crystal diffractometer.

Synthesis of A²⁹

A mixture of 2,6-diisopropylbenzenamine (2.54 g, 14.3 mmol) and I₂ (4 g, 15.7 mmol) was charged in 50 mL round-bottom

flask. Then, 10 mL cyclohexane and 4 mL saturated Na₂CO₃ solution added in succession. After stirred at room temperature for 12 h, the mixture was diluted with EtOAc (20 mL) and washed with saturated Na₂S₂O₃ (3 × 40 mL). The combined organic layer was dried with anhydrous MgSO₄. The crude product was purified by column chromatography (petroleum ether/EtOAc = 10/1) to give 4-iodo-2,6-diisopropylbenzenamine as a black liquid (3.90 g, 96%). ¹H NMR (400 MHz, CDCl₃) δ : 7.37 (s, 2H), 3.82 (s, 2H), 2.94 (2m, 2H), 1.37 (m, *J* = 8 Hz, 12 H); ¹³C NMR (400 MHz, CDCl₃) δ : 22.4 (4c), 28.0 (2c), 81.2, 131.8 (2c), 135.1 (2c), 140.2; IR (KBr): 3486 (w), 3404 (w), 2961 (vs), 2870 (m), 1618 (s), 1570 (w), 1460 (s), 1438 (vs), 1384 (m), 1364 (m), 1350 (m), 1299 (w), 1250 (m), 1208 (m), 1125 (w), 1061 (w), 924 (w), 865 (m), 832 (w), 765 (w), 746 (w), 716 (w), 555 (w). HRMS (ESI-TOF) calcd for C₁₂H₁₉IN ([M + H]⁺), *m/z* 304.0517; found, *m/z* 304.0592.

A mixture of 4-iodo-2,6-diisopropylbenzenamine (3.7 g, 14 mmol), butane-2,3-dione (0.603 mL, 7 mmol) and 0.5 mL formic acid in 15 mL methanol was charged in 50 mL Schlenk flask. After stirred at room temperature for 6 h, the precipitate was filtered and recrystallized from ethanol to afford **A** as a bright yellow solid (4.4 g, 81%). ¹H NMR (400 MHz, CDCl₃) δ 7.46 (s, 2H), 2.63 (m, 2H), 2.07 (s, 3H), 1.18 (d, 12H); ¹³C NMR (400 MHz, CDCl₃) δ 168.5 (2c), 145.8 (2c), 137.8 (2c), 137.8 (2c), 132.3 (4c), 88.3 (2c), 28.5 (2c), 22.8 (8c), 22.5 (4c), 16.7 (2c). IR(KBr): 3486(w), 3403(w), 2961(vs), 2870(m), 1648(s), 1570(w), 1460(s), 1438(s), 1384(w), 1364(s), 1324(m), 1242(s), 1186(s), 1126(s), 1072(w), 937(m), 883(w), 864(w), 819(w), 792(m), 711(m), 638(w), 559(w), 539(w), 467(w). HRMS (ESI-TOF) calcd for C₂₈H₃₉I₂N₂ ([M + H]⁺), *m/z* 658.1191; found, *m/z* 658.1206.

Synthesis of B^{30,31}

A mixture of **A** (1.1 mmol, 0.722 g) and DME(NiBr₂)³² (1 mmol, 0.308 g) in 50 mL dry dichloromethane was charged in a 100 mL Schlenk flask. After stirred at room temperature for 2 day in N₂, the reaction system was filtered though a pad of Celite. The resulting solids were further washed with anhydrous diethyl ether, and then dried *in vacuo* to afford complex **B** as brick-red solid (0.59 g, 68.0%). IR(KBr): 3439(s), 3326(s), 2965(s), 2929(m), 2868(w), 1636(w), 1567(m), 1462(m), 1441(m), 1408(w), 1382(m), 1364(w), 1346(w), 1323(m), 1306(w), 1256(w), 1240(w), 1207(s), 1168(w), 1153(w), 1069(w), 1006(w), 985(w), 940(w), 887(w), 863(m), 791(m), 742(w), 636(w), 554(w), 480(w). Anal. calcd: for



$C_{28}H_{38}Br_2I_2NiN_2$, C 37.92, H 4.61, N 3.17, Br 17.31, I 30.4%, Ni 6.6% (I and Ni wt% were determined by ICP measurement).

Synthesis of Ni(II)- α -diimine-POP

A mixture of the compound **B** (0.5 mmol, 0.488 g), 1,3,5-triethynylbenzene (0.5 mmol, 75 mg), $Pd(PPh_3)_4$ (0.25 mmol, 30 mg), CuI (0.1 mmol, 20 mg) and triethylamine (25 mL) in 50 mL toluene was heated at 80 °C for 72 h in N_2 . After cooled to room temperature, the obtained crude product was completely washed with water (30 mL), ethanol (30 mL) and dichloromethane (30 mL) respectively. The resulted solids were further Soxhlet extracted with mixed solution of dichloromethane, methanol and acetone (50 mL: 50 mL: 50 mL) and then dried at 110 °C *in vacuo* to afford Ni(II)- α -diimine-POP as dark gray solids (0.31 g, 86.4%). IR(KBr): 3390(s), 3030(w), 2924(vs), 2852(s), 2041(w), 1705(s), 1595(m), 1518(w), 1492(m), 1463(s), 1377(m), 1225(m), 1085(m), 1015(m), 830(m), 749(w), 616(w). Anal. calcd: C 58.2, H 4.93, N 3.11, Br 19.62, I 5.67%, Ni 7.6% (I and Ni wt% were determined by ICP measurement).

General procedure for the Suzuki–Miyaura cross-coupling reaction between iodobenzene and arylboronic acid

A mixture of iodobenzene (1.0 mmol, 116 μ L), phenylboronic acid (1.1 mmol, 0.134 g), $K_3PO_4 \cdot 3H_2O$ (2 mmol, 0.533 g) and Ni(II)- α -diimine-POP (52 mg) in 2 mL toluene was stirred at 100 °C for 8 or 12 h in N_2 to afford the corresponding product. Yield was determined by the GC analysis.

General procedure for the Suzuki–Miyaura cross-coupling reaction between bromobenzene and arylboronic acid

A mixture of bromobenzene (1.0 mmol, 104 μ L), phenylboronic acid (1.1 mmol, 0.134 g), $K_3PO_4 \cdot 3H_2O$ (2 mmol, 0.533 g) and Ni(II)- α -diimine-POP (52 mg) in 2 mL toluene was stirred at 100 °C for 8 h or 12 h in N_2 to afford the corresponding product. Yield was determined by the GC analysis.

General procedures for the recycle of Ni(II)- α -diimine-POP

After each catalytic run, the solid catalyst was recovered by centrifugation, washed with toluene (3 \times 2 mL), acetonitrile (3 \times 2 mL) and dried at 110 °C for 12 h in vacuum and then was reused for the next catalytic run under the same reaction conditions.

Conclusions

In summary, we report herein a new Ni(II)- α -diimine decorated porous organic polymer Ni(II)- α -diimine-POP by assembly of metallo-building block and its polymerized partner *via in situ* one-pot approach. The resulting polymer is porous, solvent- and thermal-stable. More importantly, the obtained Ni(II)- α -diimine-POP can highly promote the Suzuki–Miyaura cross-coupling reaction in a heterogeneous way with excellent yields and a reasonable scope. The catalyst could be reused at least 5 times without significant loss of the catalytic activity (>90% yield). We expect the presented approach to be viable for the

construction of many more new metalated POP-based heterogeneous catalytic materials for various organic transformations.

Conflicts of interest

There are no conflicts to declare.

Acknowledgements

This work was supported by the National Natural Science Foundation of China (21671122, 21475078, 21802091), Taishan scholar's construction project.

Notes and references

- (a) J. F. Hartwig, *Organotransition Metal Chemistry: From Bonding to Catalysis*, University Science Books, Sausalito, CA, 2009; (b) A. Biffis, P. Centomo, A. D. Zotto and M. Zecca, *Chem. Rev.*, 2018, **118**, 2249–2295.
- (a) Y.-L. Wei, Y. Li, Y.-Q. Chen, Y. Dong, J.-J. Yao, X.-Y. Han and Y.-B. Dong, *Inorg. Chem.*, 2018, **57**, 4379–4386; (b) N. Gogoi, U. Bora, G. Borah and P. K. Gogoi, *Appl. Organomet. Chem.*, 2017, **31**, e3686; (c) Y.-M. Wang, C.-F. Lu, F.-Y. Wang, G.-C. Yang, Z.-X. Chen and J.-Q. Nie, *Mol. Catal.*, 2017, **437**, 89–94.
- (a) M. Azad, S. Rostamizadeh, F. Nouri, H. Estiri and Y. Fadakar, *Mater. Lett.*, 2019, **236**, 757–760; (b) P. A. Albinana, J. E. Haskouri, M. D. Marcos, F. Estevan, P. Amoros, M. A. Ubeda and F. Perez-Pla, *J. Catal.*, 2018, **367**, 283–295; (c) P. Mondal, P. Bhanja, R. Khatun, A. Bhaumik, D. Das and S. M. Islam, *J. Colloid Interface Sci.*, 2017, **508**, 378–386; (d) G.-J. Chen, J.-S. Wang, F.-Z. Jin, M.-Y. Liu, C.-W. Zhao, Y.-A. Li and Y.-B. Dong, *Inorg. Chem.*, 2016, **55**, 3058–3064; (e) Y.-A. Li, S. Yang, Q.-K. Liu, G.-J. Chen, J.-P. Ma and Y.-B. Dong, *Chem. Commun.*, 2016, **52**, 6517–6520; (f) H.-C. Ma, J.-L. Kan, G.-J. Chen, C.-X. Chen and Y.-B. Dong, *Chem. Mater.*, 2017, **29**, 6518–6524.
- (a) M. Taheri, M. Ghiaci and A. Shchukarev, *Appl. Organomet. Chem.*, 2018, **32**, e4338–e4339; (b) S. S. Beigbaghlou, R. J. Kalbasi, K. Marjani and A. Habibi, *Catal. Lett.*, 2018, **148**, 2446–2458; (c) D.-X. Han, Z.-G. Zhang, Z.-B. Bao, H.-B. Xing and Q.-L. Ren, *Front. Chem. Sci. Eng.*, 2018, **12**, 24–31; (d) Ö. Metin, S. F. Ho, C. Alp, H. Can, M. N. Mankin, M. S. Gültekin, M.-F. Chi and S.-H. Sun, *Nano Res.*, 2013, **6**, 10–18; (e) G.-J. Chen, H.-C. Ma, W.-L. Xin, X.-B. Li, F.-Z. Jin, J.-S. Wang, M.-Y. Liu and Y.-B. Dong, *Inorg. Chem.*, 2017, **56**, 654–660.
- (a) J. Zhou and G.-C. Fu, *J. Am. Chem. Soc.*, 2004, **126**, 1340–1341; (b) F.-S. Han, *Chem. Soc. Rev.*, 2013, **42**, 5270–5298.
- C. Zhou and B. Maurice, *Acc. Chem. Res.*, 2018, **51**, 1831–1839.
- (a) S. D. Ittel, L. K. Johnson and M. Brookhart, *Chem. Rev.*, 2000, **100**, 1169–1204; (b) I. Kim, J. S. Kim, B. H. Han and C. S. Ha, *Macromol. Res.*, 2003, **11**, 514–517.
- Y. Wang, L. Yao, S.-H. Wang, D.-H. Mao and C.-W. Hu, *Fuel Process. Technol.*, 2018, **169**, 199–206.



- 9 B. Su, Z.-C. Cao and Z.-J. Shi, *Acc. Chem. Res.*, 2015, **48**, 886–896.
- 10 S. De, J.-G. Zhang, R. Luque and N. Yan, *Energy Environ. Sci.*, 2016, **9**, 3314–3347.
- 11 Y.-Q. Li, Y.-H. Fan and Q.-F. Jia, *Chin. J. Inorg. Chem.*, 2019, **39**, 350–362.
- 12 (a) K. Murugesan, M. Beller and R. V. Jagadeesh, *Angew. Chem., Int. Ed.*, 2019, **58**, 5064–5068; (b) G. Hahn, P. Kunas and N. d. J. R. Kempe, *Nat. Catal.*, 2019, **2**, 71–77.
- 13 (a) W. Wang, M. Zhou and D. Yuan, *J. Mater. Chem. A*, 2017, **5**, 1334–1347; (b) Y. Yuan, F. Sun, L. Li, P. Cui and G. Zhu, *Nat. Commun.*, 2014, **5**, 4260.
- 14 Q. Fang, J. Wang, S. Gu, R. B. Kaspar, Z. Zhuang, J. Zheng, H. Guo, S. Qiu and Y. Yan, *J. Am. Chem. Soc.*, 2015, **137**, 8352–8355.
- 15 A. Alsbaiee, B. J. Smith, L. Xiao, Y. Ling, D. E. Helbling and W. R. Dichtel, *Nature*, 2016, **529**, 190–194.
- 16 (a) Q. Sun, Z. Dai, X. Meng, L. Wang and F. Xiao, *ACS Catal.*, 2015, **5**, 4556–4567; (b) M. H. Alkordi, L. J. Weselinski, V. D'Elia, S. Barman, A. Cadiau, M. N. Hedhili, A. J. Cairns, G. AbdulHalim, J. Basset and M. Eddaoudi, *J. Mater. Chem. A*, 2016, **4**, 7453–7460; (c) Y. Zhang and S. N. Riduan, *Chem. Soc. Rev.*, 2012, **41**, 2083–2094.
- 17 (a) E. Jin, M. Asada, Q. Xu, S. Dalapati, M. A. Addicoat, M. A. Brady, H. Xu, T. Nakamura, T. Heine, Q. Chen and D. Jiang, *Science*, 2017, **357**, 673–676; (b) A. P. Cote, A. I. Benin, N. W. Ockwig, M. O'Keeffe, A. J. Matzger and O. M. Yaghi, *Science*, 2005, **310**, 1166–1170.
- 18 L. Tan and B. Tan, *Chem. Soc. Rev.*, 2017, **46**, 3322–3356.
- 19 C. Pei, T. Ben and S. Qiu, *Mater. Horiz.*, 2015, **2**, 11–21.
- 20 M. Carta, R. Malpass-Evans, M. Croad, Y. Rogan, J. C. Jansen, P. Bernardo, F. Bazzarelli and N. B. McKeown, *Science*, 2013, **339**, 303–307.
- 21 J. Jiang, F. Su, C. D. Wood, N. L. Campbell, H. Niu, C. Dickinson, A. Y. Ganin, M. J. Rosseinsky, Y. Z. Khimyak, A. I. Cooper and A. Trewin, *Angew. Chem., Int. Ed.*, 2007, **46**, 8574–8578.
- 22 (a) N. Enjamuri, S. Sarkar, B. M. Reddy and J. Mondal, *Chem. Rev.*, 2018, **18**, 1–12; (b) Y. Zhang and S. N. Riduan, *Chem. Soc. Rev.*, 2012, **41**, 2083–2094; (c) W. Sebati and S. S. Ray, *Catalysts*, 2018, **8**, 492–519.
- 23 (a) Z. Xie, C. Wang, K. E. de Krafft and W. Lin, *J. Am. Chem. Soc.*, 2011, **133**, 2056–2059; (b) J.-X. Jiang, C. Wang, A. Laybourn, T. Hasell, R. Clowes, Y. Z. Khimyak, J. Xiao, S. J. Higgins, D. J. Adams and A. I. Cooper, *Angew. Chem., Int. Ed.*, 2011, **50**, 1072–1075.
- 24 W.-L. Wang, A.-M. Zheng, P.-Q. Zhao, C.-G. Xia and F.-W. Li, *ACS Catal.*, 2014, **4**, 321–327.
- 25 (a) B. C. Ma, S. Ghasimi, K. Landfester and K. A. I. Zhang, *J. Mater. Chem. B*, 2016, **4**, 5112–5118; (b) H. Zhou, Q.-Y. Zhang and X.-B. Lu, *RSC Adv.*, 2016, **6**, 44995–45000.
- 26 J. L. Rhinehart, L. A. Brown and B. K. Long, *J. Am. Chem. Soc.*, 2013, **135**, 16316–16319.
- 27 R. A. Jagtap, C. P. Vinod and B. Punji, *ACS Catal.*, 2019, **9**, 431–441.
- 28 C.-H. Ke, W.-C. Shih, F.-T. Tsai, M.-L. Tsai, W.-M. Ching, H.-H. Hsieh and W.-F. Liaw, *Inorg. Chem.*, 2018, **57**, 14715–14726.
- 29 J. Kim and S. H. Hong, *ACS Catal.*, 2017, **7**, 3336–3343.
- 30 J. L. Rhinehart, L. A. Brown and B. K. Long, *J. Am. Chem. Soc.*, 2013, **135**, 16316–16319.
- 31 (a) J. L. Rhinehart, N. E. Mitchell and B. K. Long, *ACS Catal.*, 2014, **4**, 2501–2504; (b) L.-H. Guo, K.-B. Lian, W.-Y. Kong, S. Xu, G.-R. Jiang and S.-Y. Dai, *Organometallics*, 2018, **37**, 2442–2449.
- 32 L. K. Johnson, C. M. Killian and M. Brookhart, *J. Am. Chem. Soc.*, 1995, **117**, 6414–6415.
- 33 B. H. Lipshutz, T. Butler and E. Swift, *Org. Lett.*, 2008, **10**, 697–700.
- 34 R. J. Kalbasi and N. Mosaddegh, *Bull. Korean Chem. Soc.*, 2011, **32**, 2584–2592.
- 35 P. Elumalai, H. Mamlouk, Y. M. Wang, L. Feng, S. Yuan, H. C. Zhou and S. T. Madrahimov, *ACS Appl. Mater. Interfaces*, 2018, **10**, 41431–41438.

