



Cite this: *RSC Adv.*, 2019, 9, 24015Received 15th June 2019
Accepted 10th July 2019

DOI: 10.1039/c9ra04503a

rsc.li/rsc-advances

Pyrene derivatives with two types of substituents at positions 1, 3, 6, and 8 – fad or necessity?†

Dawid Zych ^{*ab} and Aneta Slodek ^a

1,3,6,8-Tetrasubstituted pyrene derivatives with two types of substituents in an asymmetry or axial symmetry pattern have been prepared and characterized. To the best of our knowledge, these compounds are compared for the first time to their analogs containing the same substituent at all four positions, which explains the need for their synthesis. We present information on the chemistry of pyrenes, which are substituted in the non-K region, to help obtain the most efficient materials. Moreover, theoretical studies were extended to analogs which contain the first type of substituent at positions 1 and 3, whereas the second type of substituent is located at positions 6 and 8, for which the synthesis is nontrivial. The obtained data show which trend these kinds of molecules will follow.

Introduction

Pyrene and its derivatives have been the subject of an ever-increasing number of scientific reports.¹ The purpose of these studies is not only to evolve novel synthetic procedures but also to investigate the area of potential applications.² Pyrene derivatives have become known as excellent candidates for OLED applications because of their fluorescence with high quantum yields and long lifetimes, but also their thermal stability.^{3,4} Various modifications of the structure allow obtainment of not only blue emitters but also green, yellow, and red depending on the polarity of the solvent.⁵ Moreover, pyrene-fused derivatives are also good candidates for the fabrication of organic solar cell devices.⁶ The vast majority of pyrene derivatives are 1,3,6,8-tetrasubstituted by the same group, however, in the area of pyrenes disubstituted at positions 1,6 or 1,8 by the same group, a number of 1,6-disubstituted derivatives are more significant.^{7,8}

We have recently presented theoretical calculations based on DFT and TD-DFT methods using experimental data for 1,3,6,8-tetrasubstituted pyrenes and 1,6- and 1,8-disubstituted pyrenes containing a tetrazole motif with a *n*-butyl chain.⁹ The conducted study allowed us to find the optimal parameters for quantum-chemical calculations to predict consistent theoretical results for pyrenes substituted at the 1 and 3 position by (hetero)aryl groups, since their synthesis is nontrivial without protection of the 7 position. These results showed that the substitution pattern in disubstituted pyrenes does not influence

their properties, thereby 1,3-disubstituted pyrene derivatives are not worth the arduous laboratory work.

Recently in the area of 1,3,6,8-tetrasubstituted pyrenes, Zhonghai Ni and co-workers presented novel pyrene derivatives with two different kinds of groups, substituted in a way which provides short axial symmetry or asymmetry to the molecules.¹⁰ All the compounds contained 4-*tert*-butylphenyl substituents at positions 1 and 8, whereas at positions 3 and 6 different arylamines were attached: diphenylamine, 4-(diphenylamino)phenyl, and 4-(carbazol-9-yl)phenyl. There is no data provided about the differences in the properties between 1,3,6,8-tetrasubstituted pyrene derivatives containing the same incorporated group at each of the four positions and those containing two of the above-mentioned substituents at positions 1- and 3-, 6- and 8- respectively.

The same research team published their next article about a series of short-axial symmetrical and asymmetrical 1,3,6,8-tetrasubstituted pyrenes containing two phenyl or 4-methylphenyl groups and two diphenylamine groups.¹¹ It was found that the compounds with substituents providing short axial symmetry exhibited higher fluorescence quantum yields in comparison to the asymmetrically substituted pyrene derivatives. Moreover, the asymmetric derivatives were more thermally stable.

What is more, in 2019 Jinchong Xiao *et al.* presented an extended 1,3,6,8-tetrasubstituted pyrene derivative which contains 4-*tert*-butylphenyl substituents at positions 1 and 6, whereas positions 3 and 8 are occupied by 2,7-di-*tert*-butyl-9,14-diphenyldibenzo[*de,qr*]tetracene.¹² The obtained compound, applied in OLEDs, showed exciting properties. Moreover, its analog containing additional chlorine atoms was used further in the synthesis of a cyclopenta-embedded arene.

Among the available systematic studies, there is no information about comparison of a compound containing two kinds

^aInstitute of Chemistry, Faculty of Mathematics, Physics and Chemistry, University of Silesia, Szkolna 9, 40-007 Katowice, Poland. E-mail: dawidzych92@gmail.com

^bInstitut für Silizium-Photovoltaik, Helmholtz-Zentrum Berlin für Materialien und Energie GmbH, Kekuléstraße 5, 12489 Berlin, Germany

† Electronic supplementary information (ESI) available. See DOI: 10.1039/c9ra04503a

of substituents to its exact tetrasubstituted analogs. Furthermore, the 1,3,6,8-tetrasubstituted pyrenes with two types of substituent groups reported in the literature usually contain amine derivatives as one of the types of unit.¹³

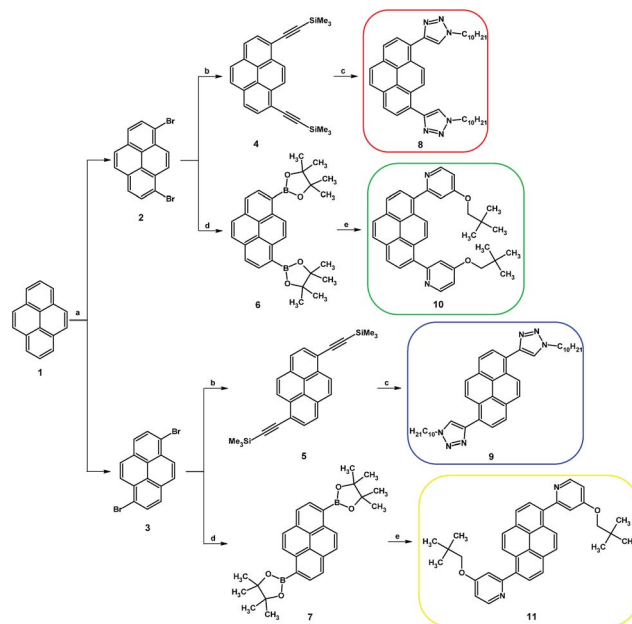
Taking into account the above-described consideration, we present herein the synthesis and a study of the properties of 1,6-, and 1,8-disubstituted and 1,3,6,8-tetrasubstituted pyrenes containing 4-(2,2-dimethylpropyloxy)pyrid-2-yl and 1-decyl-1,2,3-triazol-4-yl substituents, along with a comparison to and analysis of the 1,3,6,8-tetrasubstituted analogs with four of the same groups which were previously presented by us (Fig. 1).¹⁴ The experimental study is supported by quantum-chemical calculations based on DFT and TD-DFT methods. The obtained information should be essential for the development of materials with expected properties not only in the area of organic electronic but also in the area of coordination chemistry, where the presented double NCN-cyclometalating pyrenes can act as a bridging ligand.^{15,16}

Results and discussion

Synthesis and characterization

The synthesis routes for disubstituted pyrene derivatives **8–11** are presented in Scheme 1. The bromination reaction was conducted based on a well-known method which was successfully used previously by us.¹⁷ Pure 1,8- (**2**) and 1,6-dibromopyrene (**3**) were used in Sonogashira coupling reactions, resulting in disubstituted ethynyl pyrene derivatives protected by a trimethylsilyl group (**4**, **5**). Moreover, the dibromopyrenes were also applied in Suzuki–Miyaura coupling reactions which resulted in bis(4,4,5,5-tetramethyl-1,3,2-dioxaborolan-2-yl)pyrenes (**6**, **7**). The obtained intermediates were used in the subsequent reactions: 1,3-dipolar cycloaddition or Suzuki–Miyaura coupling, which were conducted following procedures described by us for the 1,3,6,8-tetrasubstituted analogs.¹⁴ The target disubstituted intermediates containing 4-(2,2-dimethylpropyloxy)pyrid-2-yl (**10**, **11**) or 1-decyl-1,2,3-triazol-4-yl (**8**, **9**) groups at positions 1 and 6 or 1 and 8 were obtained with satisfactory 73–92% yields. Detailed procedures are presented in the ESI.†

As opposed to the work of Jinchong Xiao *et al.*,¹² which included a synthetic route which used a Suzuki–Miyaura



Scheme 1 Synthesis of disubstituted pyrene derivatives **8–11**. *Reagents and conditions:* (a) Br₂, CCl₄, room temp., 17 h; (b) TMSA, [Pd(PPh₃)₄], CuI, NEt₃, 90 °C, 16 h; (c) decyl azide, KF, CuSO₄·5H₂O, sodium ascorbate, pyridine, EtOH, H₂O, room temp., 24 h; (d) bis(pinacolato)diboron, KOAc, [PdCl₂(dppf)], PhMe, 90 °C, 24 h; (e) 2-bromo-4-(2,2-dimethylpropyloxy)pyridine, K₃PO₄·3H₂O, [Pd(PPh₃)₄], DME, H₂O, 105 °C, 48 h.

coupling reaction for introduction of the second type of substituent, we decided to conduct a synthesis of 1,3,6,8-tetrasubstituted pyrene derivatives where the second type of substituent is introduced using a Sonogashira coupling reaction (Scheme 2). Compound **11** was used as the starting material, and the conditions for its bromination were established. Among the various solvents and brominating agents, dropwise addition of bromine to a dichloromethane solution at 40 °C was the most efficient.⁵ The obtained 1,6-bis(4-(2,2-dimethylpropyloxy)pyrid-2-yl)-3,8-dibromopyrene **11-Br₂** was used in a Sonogashira coupling reaction with the same reaction conditions as for the disubstituted pyrenes. However, as a result of the conducted reaction, the expected product was not obtained. Further modification of **11-Br₂** was found to be nontrivial, and the conditions and reagents of the reaction were modified; various mixtures of solvents and temperatures were tried without positive effect. The challenge was solved by adding 1 eq. of 1,8-diazabicyclo(5.4.0)undec-7-en (DBU) which allowed obtaining of the pyrene derivative containing two trimethylsilyl ethynyl protecting groups and two 4-(2,2-dimethylpropyloxy)pyrid-2-yl substituents (**11-TMSA₂**). This intermediate was used in a 1,3-dipolar cycloaddition, which resulted in the target compound **12** (with 65% yield) containing two kinds of substituents, with the substituent pattern providing asymmetry to the molecule.

The same synthetic route was applied for **10**, which allowed obtaining of the pyrene derivative with short axial symmetry (**13**) with a yield of 75% expressed per the starting material. The

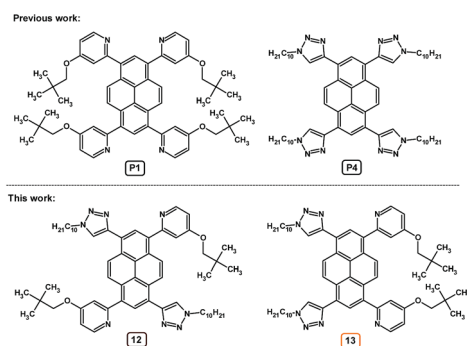
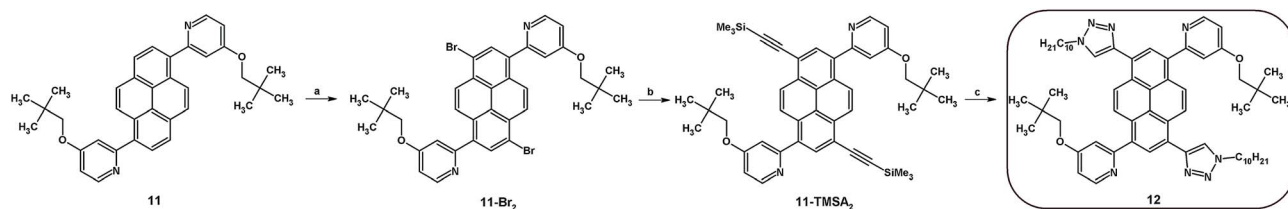


Fig. 1 Tetrasubstituted pyrene derivatives with one or two types of substituent.





Scheme 2 Synthesis of tetrasubstituted pyrene derivative **12**. *Reagents and conditions:* (a) Br_2 , CH_2Cl_2 , 40°C , 2 h; (b) TMSA, $[\text{Pd}(\text{PPh}_3)_4]$, CuI , NEt_3 , DBU, 90°C , 16 h; (c) decyl azide, KF , $\text{CuSO}_4 \cdot 5\text{H}_2\text{O}$, sodium ascorbate, pyridine, EtOH , H_2O , room temp., 24 h.

structures of compounds **4–13** were confirmed using ^1H and ^{13}C NMR, and, for **8–13**, using mass spectrometry. The spectra are presented in the ESI as Fig. S7–S24.†

Thermal properties

The obtained compounds **8–13** were examined in terms of their thermal properties by using thermogravimetric analysis (TGA) with a temperature range up to 900°C under a nitrogen atmosphere. The obtained data curves are presented in Fig. 2a and b, whereas the temperatures corresponding to 5 and 10% weight loss during heating and the values for the char residue and temperature of maximal decomposition are presented in Table 1.

Analysis of the presented data showed that within the range of the studied group of compounds, disubstituted pyrenes are more thermally stable than tetrasubstituted pyrenes; the temperatures of 5% decomposition are the highest for **8** and **10**

– the 1,8-disubstituted pyrenes – and equal 375°C . In the case of tetrasubstituted pyrenes **12** and **13**, the decomposition temperature is significantly lower for **12**, which contains the same type of substituent at positions 1,6 and 3,8, respectively. This shows the tendency for two substituents on the one side of the pyrene to increase the thermal stability of the obtained molecules, which is in opposition to the observation of Zhonghai Ni and co-workers.¹¹ Moreover, comparing the thermal stability of disubstituted pyrenes **8–9** and **10–11**, which contain pyridyl and triazolyl substituents, with the already reported by us disubstituted pyrenes with tetrazolyl groups, a significant difference in thermal stability can be observed. The temperature for 5% weight loss for the compounds with tetrazolyl groups is lower by at least 62°C .⁹ Taking into account the tetrasubstituted pyrenes containing the same four substituents published previously by us, it can be observed that the temperatures of $T_{5\%}$ for **12** and **13** are located between the corresponding temperatures of the pyrenes with the same four substituents.¹⁴ Moreover, the char residue at 900°C values for the disubstituted pyrenes are significantly lower than for the tetrasubstituted pyrenes with either four identical substituents or two kinds of substituents, whereas, among the group of tetrasubstituted pyrenes, the char residue values for **12** and **13** are higher than for the analogs containing all of the same substituents.

Theoretical studies

In order to gain a deep insight into the structure of the obtained compounds, theoretical calculations based on the DFT method

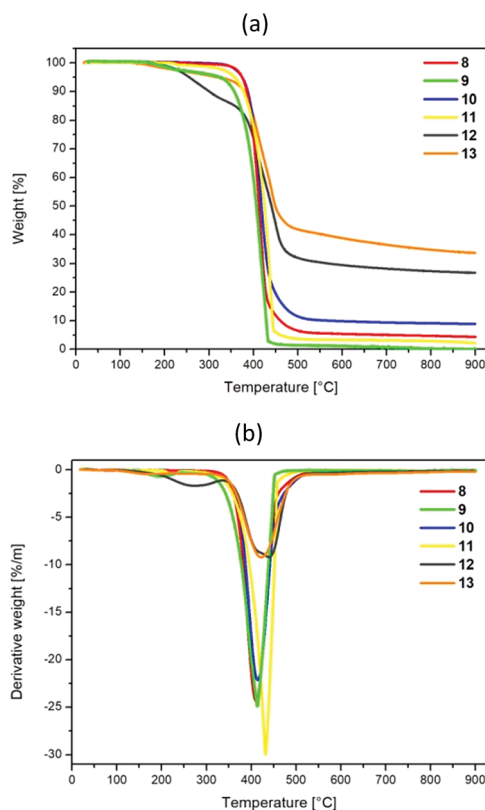


Fig. 2 TGA (a) and DTG (b) curves for **8–13**.

Table 1 Thermal properties of the molecules **8–13**^{a,b}

	TGA			Char residue at 900°C [%]
	$T_{5\%}$ [$^\circ\text{C}$]	$T_{10\%}$ [$^\circ\text{C}$]	T_{max} [$^\circ\text{C}$]	
8	375	385	411	4
9	324	357	414	1
10	375	387	414	9
11	358	378	432	2
12	255	300	274, 439	27
13	319	379	423	34

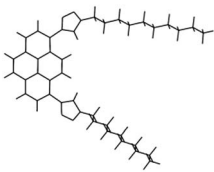
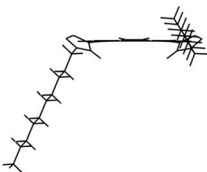
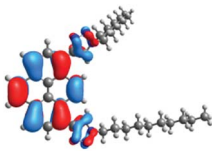
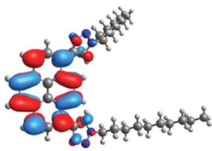
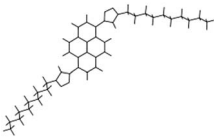
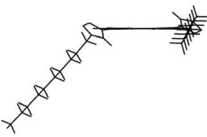
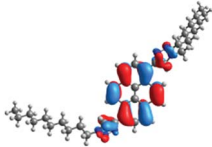
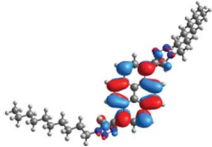
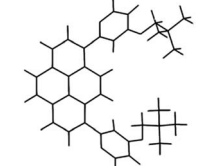
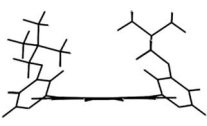
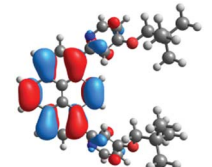
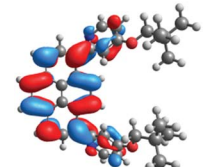
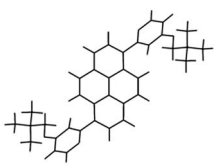
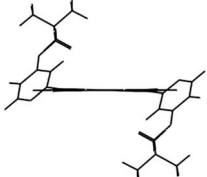
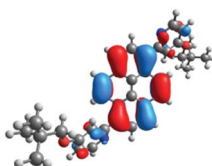
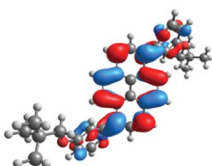
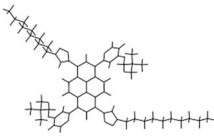
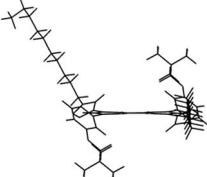
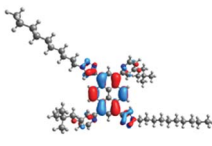
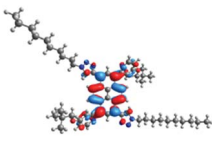
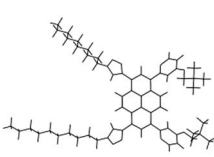
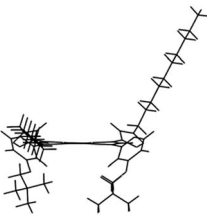
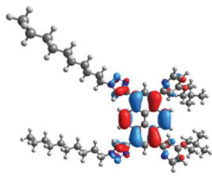
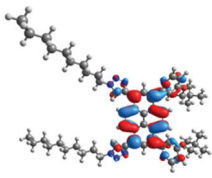
^a $T_{5\%}$, $T_{10\%}$ – the temperature corresponding to 5% and 10% weight loss. ^b T_{max} – the maximum decomposition temperature from the DTG thermograms.



were performed.¹⁸ Based on previous experience, the structural investigations were conducted using the B3LYP exchange-correlation functional with basis set 6-31G(d,p).⁹ The optimized structures (top and side views), energies and contours for the frontier orbitals with the contributions to their creation, and the values of the energy gaps, for molecules **8–13** are presented in Table 2.

In the case of disubstituted pyrenes **8–11**, the values of the energy gaps for the 1,6-isomers are slightly higher in comparison to the 1,8-isomers. The energy gaps of **12** and **13** are the same and equal 3.19 eV, and this value of the energy gap is between the values for analogous tetrasubstituted pyrenes with the same four substituents.¹⁴ The substitution pattern does not influence the value of the energy gap. Moreover, the

Table 2 The optimized structures (6-31G(d,p)/B3LYP) **8–13**, energies and contours for the HOMOs and LUMOs with the contributions to their creation for compounds **8–11** (pyrene/heteroaryl) and **12–13** (pyrene/pyridyl/triazolyl)

	Top view	Side view	HOMO	LUMO	ΔE [eV]
8			 −5.27 80/20	 −1.84 84/16	3.43
9			 −5.28 81/19	 −1.83 85/15	3.45
10			 −5.32 86/14	 −1.87 79/21	3.45
11			 −5.35 87/13	 −1.86 80/20	3.49
12			 5.23 75/9/16	 −2.04 74/14/12	3.19
13			 −5.21 75/10/15	 −2.02 74/15/11	3.19



contribution of a particular part of the studied compounds to the creation of orbitals HOMO-2, HOMO-1, HOMO, LUMO, LUMO+1, and LUMO+2 was determined and the results are presented in the ESI (Table S1†). The HOMOs of **8** and **9** are created with a higher contribution from the heteroaryl substituents – triazolyl groups ($\approx 20\%$) – compared to **10** and **11** – pyridyl units ($\approx 14\%$) – which also translates into creation of the LUMOs, which is the opposite. The contributions from the substituents in the creation of the selected orbitals for **12** and **13** show that the frontier orbitals do not differ from each other, but significant differences are observed for HOMO-2, HOMO-1, LUMO+1, and LUMO+2 – orbitals which are very important in determination of the optical properties (described in detail in the paragraph on optical properties). The contribution from the heteroaryl groups in the creation of the orbitals mentioned above is much higher for **13**, which contains the first type of substituent at positions 1 and 8 whereas the second kind is located at positions 3 and 6. The differences between compounds **12** and **13** and their already reported analogs **P1** and **P4** containing the same four substituents¹⁴ were also checked by extension of this research to calculate the contributions to the creation of the same orbitals as for **12** and **13**. The results are presented in Table 3 and in the ESI in Table S2.†

The contribution from the pyridyl in the creation of the frontier orbitals is much higher than for the triazolyl unit. The sum of the contributions from the heteroaryl groups for the HOMO and LUMO for molecules **12** and **13** is 26 and 25%, respectively. The frontier orbitals in the case of **P1** are created by 46% (HOMO) and 48% (LUMO) contributions from the pyridyl, and in the case of **P4** by 28 and 24% contributions from the triazolyl, respectively.

What is more, the other structural parameters – the angles between the pyrene core and the substituents – were calculated for the ground and excited states. The values for the angles are presented in Table 4.

The angle between the plane of the pyrene and the substituents for disubstituted pyrenes is higher for compounds with pyridyl groups and higher for the 1,6-isomer. The difference

Table 4 The angles between the pyrene and pyridyl/triazolyl substituent in molecules **8–13**

	Angle [°]			
	Ground state		Excited state	
	Pyridyl	Triazolyl	Pyridyl	Triazolyl
8	—	34.09	—	24.14
9	—	38.52	—	26.09
10	44.58	—	34.20	—
11	48.60	—	37.79	—
12	47.60	36.18	39.51	28.26
13	46.59	35.77	38.99	27.35

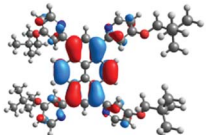
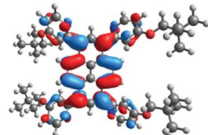
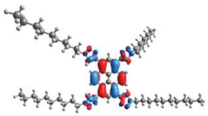
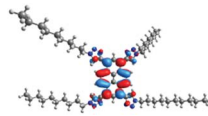
between the angles of the 1,6- and 1,8-isomers is about 4°, and in comparison, the value for the disubstituted pyrene with tetrazolyl groups was much lower; the value for the equivalent measurement was about 12° with also lower values for the angles of the respective isomers.⁹ In the case of compound **13**, the angles between the pyrene and the pyridyl and triazolyl groups are lower in comparison to molecule **12**, but all the angle values are higher than for **P1** and **P4** by up to 3°. For all the studied compounds, the angles in the excited state are lower by up to 12° than in the ground state.

Optical properties and TD-DFT study

The absorption and emission spectra of pyrene derivatives **8–13** were obtained from CH₂Cl₂ solutions and the solid state. The obtained data are presented in Fig. 3 and 4, Table 5, and also in the ESI in Fig. S1–S6.†

The absorption spectra of **8** and **9** with the same substituents but linked to the pyrene at different positions are identical to those of compounds **10** and **11** (Fig. 3). The same phenomenon was observed for the 1,8- and 1,6-disubstituted pyrenes with tetrazole, thiophene, and furan substituents, disclosing that the substitution positions (1,8- or 1,6-) do not influence the electronic transitions.^{9,19} Comparing compounds **8** and **9** with **10** and **11**, a small red shift of the absorption maxima was observed, *ca.* 7 nm, which could be attributed to the slightly stronger donating ability of the triazolyl substituents of **8** and **9**.

Table 3 Contours for the frontier orbitals with the contributions to their creation for compounds **P1** and **P4** (pyrene/heteroaryl)

	HOMO	LUMO	ΔE [eV]
P1	 -5.36 54/46	 -2.14 52/48	3.22
P4	 -5.22 72/28	 -2.06 76/24	3.16

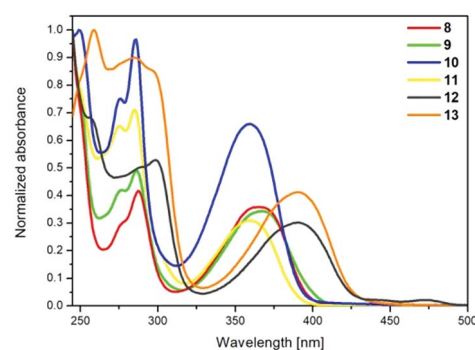


Fig. 3 Absorption spectra recorded for **8–13** in a CH₂Cl₂ solution ($c = 10^{-5}$ mol L⁻¹).



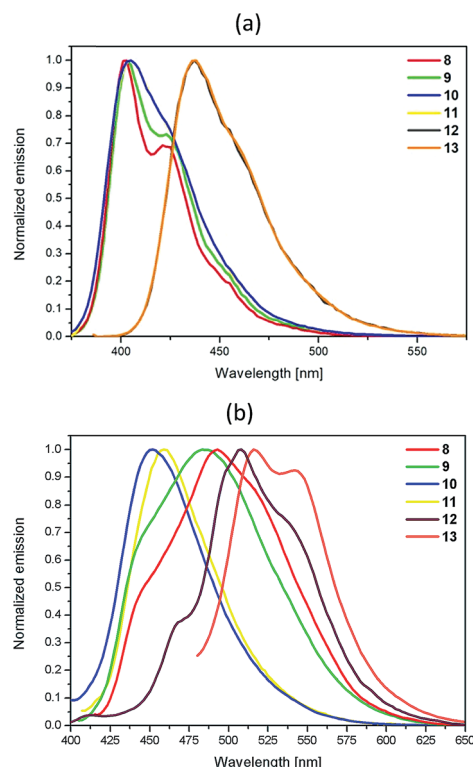


Fig. 4 Emission spectra recorded from (a) a CH_2Cl_2 solution ($c = 10^{-5} \text{ mol L}^{-1}$) and (b) the solid state for **8–13**.

The compounds with four groups attached, **12** and **13**, exhibited strong red-shifted absorption maxima, *ca.* 25 nm, in relation to the compounds with two substituents **8**, **9**, **10** and **11**, indicating that the additional substituents strongly affect the electronic

transitions. In the case of **12** and **13**, the substitution pattern did not influence the position of the absorption peaks. TD-DFT calculations with B3LYP and CAM-B3LYP exchange-correlation functionals were performed for compounds **8–13**. The spectral matching is much better for the results of the calculations using the B3LYP functional, especially in the area of high energy transitions; a comparison of the results is presented in the ESI (Table S3[†]). The results demonstrate that the calculated electron transitions related to the absorption bands are adequately correlated to the experimental ones and follow the same substitution pattern trend (Table 6).

The results show that among the pyrene derivatives with two substituents **8–11**, 1,8-disubstituted pyrenes (**8** and **10**) display a weaker strength of oscillator ($f = 0.70$) than the 1,6-disubstituted pyrenes **9** and **11** ($f = 0.87$) for the first transition (HOMO \rightarrow LUMO), whereas the tetrasubstituted compounds **12** and **13** possess a similar strength of oscillator of 0.87 (Table 6).

Moreover, the absorptions of **12** and **13** were also analyzed using Natural Transition Orbitals (NTOs), and the results for **12** are presented in Table 7 (for **13**, see the ESI, Table S4[†]). The hole (HOTO)/electron (LUTO) pairs show the nature and the number of excited states which are involved in the absorption, which in the case of molecule **13** are greater than for **12**. This confirmed that most of the absorption bands are dominated by excited states in which the HOTO is localized on the pyrene with a low contribution from the substituents. A significant contribution to the HOTOs can be observed partially for excited states S_{19} , S_{22} , and S_{25} , where the participation of the triazolyl groups is higher than of the pyridyl units. These excited states are involved in the creation of the lowest energy bands. In the case of **13**, its absorption is characterized by a higher number of excited states, and a significant contribution from the substituent

Table 5 Photophysical and optical data recorded for **8–13**

		λ_{max} [nm]	λ_{ex} [nm]	PL λ_{em} [nm]/Stokes shift [cm ⁻¹]	Φ^a [%]	τ [ns] (weight %)	χ^2	$k_r \cdot 10^6$ ^b [s ⁻¹]	$k_{nr} \cdot 10^6$ ^b [s ⁻¹]	$E_g^{\text{opt c}}$ [eV]
8	Solution	277, 287, 365	254, 288, 365	403/2584, 421/3645	63.84	3.72 [0.04 (12.37) 4.24 (87.63)]	4	171.61	97.20	3.09
	Powder	—	284, 326, 364	493/7189	—	—	—	—	—	2.52
9	Solution	277, 286, 367	254, 286, 364	403/2434, 423/3607	63.37	2.37 [0.03 (18.07) 2.89 (81.93)]	1.023	267.38	154.56	3.08
	Powder	—	276, 326, 366	483/6619	—	—	—	—	—	2.57
10	Solution	276, 286, 359	254, 286, 360	405/3164	66.00	1.47 [0.03 (18.50) 1.78 (87.10)]	1.145	448.98	231.29	3.06
	Powder	—	278, 322, 366, 416	452/5199	—	—	—	—	—	2.74
11	Solution	275, 285, 359	252, 286, 362	404/3103	64.35	1.31 [0.04 (24.71) 1.73 (75.29)]	1.073	491.22	272.14	3.07
	Powder	—	274, 310, 402	459/3089	—	—	—	—	—	2.70
12	Solution	255, 298, 390	258, 302, 376	437/2758	89.00	1.98	1.053	449.49	55.56	2.84
	Powder	—	280, 336, 444	508/2837	—	—	—	—	—	2.44
13	Solution	259, 285, 297, 390	260, 302, 380	438/2810	94.83	1.69 [0.04 (19.10) 2.08 (80.90)]	1.091	561.12	30.59	2.83
	Powder	—	284, 368, 426	516/4095, 542/5024	—	—	—	—	—	2.40

^a Absolute quantum yields obtained using an integrating sphere in optically diluted dichloromethane solutions at 298 K. ^b Radiative (k_r) and non-radiative (k_{nr}) decay rates, assuming that the emission excited states are produced with unit efficiency, were estimated using the following equations: $k_r = \Phi_{\text{em}}/\tau$; $k_{nr} = (1 - \Phi_{\text{em}})/\tau$. ^c $E_g^{\text{opt}} = 1241/\lambda_{\text{em}}$.



groups was also observed partially for **S**₅. This can also prove that the intensity of the absorption in the high energy area of **13**, in comparison to **12**, is significantly higher.

The fluorescence emission maxima for **8–13** in CH₂Cl₂ solutions are located between 403 and 438 nm (ESI, Fig. S1†) and maintain the same trend depending on the substitution pattern relative to their absorption spectra. Compounds **10–13** show a single emission with a maximum at 405 nm for **10** and **11**, and at ca. 380 nm for **12** and **13**, whereas compounds **8–9** possess a primary emission at 403 nm and a shoulder peak at 422 nm. The emission wavelengths for **8–13** in CH₂Cl₂ as calculated using TD-DFT with CAM-B3LYP are red-shifted for **12** and **13** (ca. 40 nm) compared to **8–11**, similar to the experimental data (Table 8).

The 1,8-disubstituted pyrenes **8** and **10** possess similar oscillator strengths, but lower than for the 1,6-disubstituted pyrenes **9** and **11**. The emission bands for all the studied compounds occur from HOMO → LUMO transitions, with 98% contribution. The examined compounds exhibit large Stokes

shifts in the range of 2434 to 3645 cm^{−1} (Table 5) because their geometry in the excited state becomes more planar compared to the twisted conformation in the ground state (Table 4). Furthermore, the substituents in **8** and **9** have the smallest twist angles relative to the pyrene molecule, reflecting the highest values for the Stokes shifts for **8** and **9**.

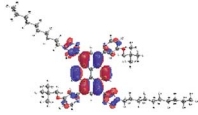
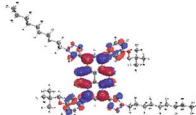
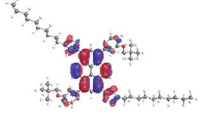
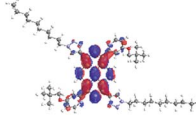
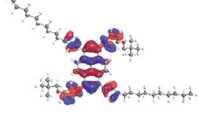
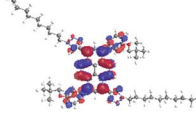
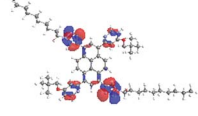
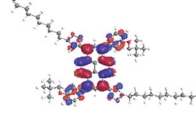
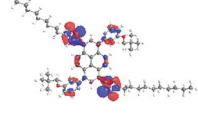
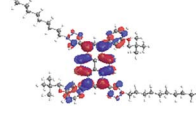
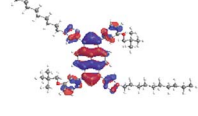
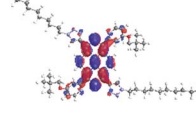
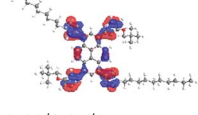
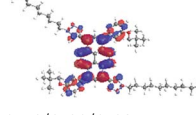
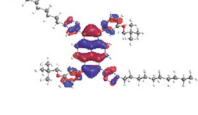
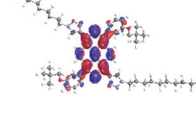
The disubstituted pyrenes **8–11** show comparable fluorescence quantum yields (Φ), found to be ca. 66%, while compounds **12** and **13** exhibit higher Φ values ca. 90%. The higher Φ values of **12** and **13** with respect to **P1** (Φ = 72%) and **P4** (Φ = 77%), the compounds containing the same four groups that were reported previously,¹⁴ in addition to the slight difference in the Φ value for **13** in comparison to **12** (by 5%), imply that variation of the substituents at positions 1, 3, 6 and 8 plays an important role. Compound **13** exhibiting a higher fluorescence quantum yield has a substitution pattern that provides short axial symmetry, in which the substituent groups are twisted by lesser angles in relation to the pyrene compared to molecule **12**. This phenomenon is also

Table 6 Results from calculated absorption spectra using a TD-DFT method (6-31G(d,p)/B3LYP) with the oscillator strengths for **8–13**

	Exp.	Calculated	Transitions (contribution)
8	365	390.26 (0.6990)	HOMO → LUMO (97%)
	287	296.34 (0.5497)	H-2 → LUMO (10%), H-1 → LUMO (45%), HOMO → L+1 (39%)
		278.50 (0.1282)	H-2 → LUMO (45%), HOMO → L+3 (29%), HOMO → L+5 (13%)
	277	242.00 (0.3775)	H-6 → LUMO (11%), H-4 → LUMO (10%), H-1 → L+1 (60%)
		234.12 (0.1182)	H-2 → L+1 (42%), H-1 → L+3 (14%), H-1 → L+5 (17%), HOMO → L+6 (15%)
9	367	388.60 (0.8630)	HOMO → LUMO (97%)
	286	287.25 (0.4442)	H-1 → LUMO (50%), HOMO → L+1 (44%)
	277	253.36 (0.1520)	H-4 → LUMO (82%), H-1 → L+1 (15%)
		247.29 (0.1185)	H-6 → LUMO (88%)
		236.72 (0.7401)	H-4 → LUMO (13%), H-1 → L+1 (65%)
10	359	390.17 (0.7049)	HOMO → LUMO (97%)
	286	300.23 (0.4483)	H-1 → LUMO (17%), HOMO → L+1 (48%), HOMO → L+2 (29%)
		290.57 (0.2200)	H-2 → LUMO (16%), H-1 → LUMO (21%), HOMO → L+2 (39%)
	276	260.02 (0.1666)	H-8 → LUMO (53%), H-1 → L+1 (21%), HOMO → L+6 (16%)
		237.61 (0.1765)	H-1 → L+1 (15%), H-1 → L+2 (14%), H-1 → L+4 (16%)
		236.44 (0.2512)	H-7 → L+3 (10%), H-1 → L+1 (17%), H-1 → L+2 (15%), H-1 → L+4 (10%)
11	359	386.67 (0.8709)	HOMO → LUMO (96%)
	285	287.41 (0.4461)	H-1 → LUMO (40%), HOMO → L+1 (50%)
	275	255.01 (0.2043)	H-8 → LUMO (77%), H-1 → L+1 (16%)
		236.89 (0.5277)	H-1 → L+1 (60%)
		234.07 (0.2267)	H-7 → L+2 (19%), H-2 → L+2 (21%), H-1 → L+4 (12%)
12	390	425.38 (0.8613)	HOMO → LUMO (98%)
	298	310.17 (0.9540)	H-1 → LUMO (37%), HOMO → L+1 (55%)
	255	258.59 (0.1066)	H-10 → LUMO (80%), H-1 → L+1 (15%)
		255.34 (0.2176)	H-12 → LUMO (50%), H-10 → LUMO (13%), H-1 → L+1 (33%)
		244.25 (0.2474)	H-12 → LUMO (40%), H-1 → L+1 (37%)
		238.16 (0.1066)	H-7 → L+2 (15%), H-6 → L+1 (10%), H-2 → L+2 (17%), H-1 → L+4 (14%)
13	390	426.15 (0.8701)	HOMO → LUMO (98%)
	297	316.09 (0.5977)	H-1 → LUMO (23%), HOMO → L+1 (48%), HOMO → L+2 (16%)
	285	303.33 (0.2731)	H-2 → LUMO (26%), H-1 → LUMO (11%), HOMO → L+2 (40%)
	259	259.10 (0.1843)	H-10 → LUMO (38%), H-1 → L+1 (44%)
		251.72 (0.1277)	H-12 → LUMO (28%), H-1 → L+2 (62%)
		248.06 (0.1313)	HOMO → L+9 (85%)
		244.63 (0.2994)	H-12 → LUMO (37%), H-1 → L+1 (27%), H-1 → L+2 (14%)



Table 7 Natural transition orbitals (NTOs) with occupied (holes) and unoccupied (electrons) pairs with a contribution higher than 25% for **12**, presenting the nature of the absorption spectrum (6-31G(d,p)/B3LYP) with the contributions from the (pyrene/pyridyl/triazolyl) substituents. For each state, the respective values for the state, transition energy, and oscillator strength are listed

Exp.		Hole (HOTO)	Electron (LUTO)
390 nm	S ₁ , 2.915 eV (0.861), 98%	 0.79/0.08/0.13	 0.78/0.10/0.12
	S ₄ , 3.997 eV (0.954), 55%	 0.79/0.08/0.13	 0.88/0.07/0.05
298 nm	S ₄ , 3.997 eV (0.954), 40%	 0.55/0.19/0.26	 0.78/0.10/0.12
	S ₁₉ , 4.795 eV (0.107), 80%	 0.06/0.43/0.51	 0.78/0.10/0.12
	S ₂₂ , 4.856 eV (0.218), 63%	 0.08/0.37/0.54	 0.78/0.10/0.12
255 nm	S ₂₂ , 4.856 eV (0.218), 33%	 0.76/0.09/0.14	 0.88/0.07/0.05
	S ₂₅ , 5.076 eV (0.247), 43%	 0.18/0.27/0.55	 0.78/0.10/0.12
	S ₂₅ , 5.076 eV (0.247), 37%	 0.76/0.09/0.14	 0.88/0.07/0.05

supported by the trend in the calculated dipole moment (μ), which for **13** is higher than for **12** (Table 9), and is directly related to the symmetry of **13**, and is also reflected in the higher emission and absorption intensities (Fig. 3 and 4). Moreover, the improvement in the Φ values of **12** and **13** relative to **8–11** correlates to the four substituents on the pyrene molecule that elongate the conjugation length and expand the π -delocalization.

Unlike with compound **12**, where the fluorescence decays become monoexponential, the remaining compounds exhibited a bi-exponential fitted decay curve. The average lifetimes of **8–13** are comparable and are in the range of 1.31–3.72 ns (Table 5). All of the pyrene derivatives display luminescence in the solid state with structure-less fluorescence maxima in the range of 452–542 nm (Fig. 4b). In the solid state, the emission maxima of **8–13** are significantly red-shifted, even by *ca.* 100 nm, with

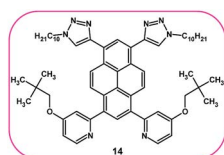


Table 8 Calculated using TD-DFT (6-31G(d,p)/CAM-B3LYP) wavelengths of emission with the oscillator strengths for **8–13**

	Calculated wavelength [nm] (oscillator strength)	Transitions
8	429.76 (1.0282)	HOMO → LUMO (98%)
	338.53 (0.0097)	H-1 → LUMO (46%), HOMO → L+1 (44%)
9	431.41 (1.2497)	HOMO → LUMO (98%)
	336.19 (0.0008)	HOMO → L+1 (50%), H-1 → LUMO (46%)
10	434.99 (1.0793)	HOMO → LUMO (98%)
	339.34 (0.0231)	H-1 → LUMO (53%), HOMO → L+1 (23%), HOMO → L+2 (14%)
11	434.86 (1.3332)	HOMO → LUMO (98%)
	336.97 (0.0144)	H-1 → LUMO (56%), HOMO → L+2 (38%)
12	470.76 (1.1944)	HOMO → LUMO (98%)
	352.10 (0.0637)	H-1 → LUMO (58%), HOMO → L+1 (34%)
13	473.33 (1.1940)	HOMO → LUMO (98%)
	353.25 (0.0614)	H-1 → LUMO (58%), HOMO → L+1 (26%)

Table 9 Calculated dipole moments (B3LYP/6-31G**) for molecules **12** and **13**

	Ground state (μ_g) [D]	Excited state (μ_e) [D]
12	1.10	1.13
13	3.18	3.77

**Fig. 5** Compound **14** containing the first type of substituent at positions **1** and **3**, and the second type at positions **6** and **8**.

respect to those for the compounds in solution, which is probably caused by strong intermolecular π - π aggregation. The emission spectra of **8** and **9** are broad and the maxima are situated at 493 and 483 nm, respectively, with vanishing of the fine structures of the spectra. The shape and significant shift of the emission by 70 nm for **8** and **9** in the solid state are most likely due to more planar molecular conformations caused by the facile formation of strong intermolecular interactions between the pyrene units.^{20,21} However, compounds **10** and **11** containing the sterically bulky 2,2-dimethylpropyloxy groups, which affect the stacking arrangement of the molecules in the solid state, exhibit the smallest red-shift of the emission peaks, *ca.* 45 nm. In the case of the solid state spectra for **12** and **13** (in relation to the analogous spectra for the compounds in solution), a comparable bathochromic shift of *ca.* 80 nm in the emission spectra appeared, which reveals that in both compounds, in the solid state, intermolecular π - π aggregation is present.

Two kinds of substituents at positions **1**, **3** and **6**, **8**, respectively – theoretical considerations

The presented results and our previous study⁹ confirm that substitution at the 1,3-, 1,6- or 1,8- positions of the pyrene core does not provoke any changes in the photophysical properties, whereas tetrasubstituted molecules with two kinds of substituent groups at positions **1**, **3**, **6** and **8** cause changes in the optical features. This inspired us to conduct a theoretical investigation of the molecule (**14**) which contains the first type of substituent at positions **1** and **3**, whereas the second type of

Table 10 Contours for selected orbitals with the contributions to their creation for compound **14** (pyrene/pyridyl/triazolyl)

	HOMO	LUMO	ΔE [eV]
14	 -5.21 75/10/15	 -2.02 74/15/11	3.19



substituent is located at positions 6 and 8 (Fig. 5). The detailed data are presented in Table 10 and the ESI (Tables S5–S9†).

Comparing the localization of the orbitals of **14**, which determine the optical properties, to the corresponding orbitals of **12** and **13**, did not show any differences, and the value for the energy gap is 3.19 eV. The angles between the substituents for the optimized structure are lower in comparison to molecules **12** and **13**, which can reveal that molecule **14** would exhibit a higher quantum yield. Moreover, the results of the TD-DFT calculations revealed that in the case of calculated absorption spectra, the number of high energy absorption bands for **14** is lower than for **12** and **13**, whereas the emission spectra did not differ to each other.

Experimental

Detailed information about the materials, methods, and synthesis of **8–13** is presented in the ESI.†

Conclusions

In conclusion, effective synthetic routes for the synthesis of 1,3,6,8-tetrasubstituted pyrene derivatives containing two kinds of substituent groups, providing short axial symmetry or asymmetry, were developed. Furthermore, the conducted photophysical studies and theoretical calculations, when compared to data for analogs with the same four substituents, exposed the legitimacy of research dedicated to the compounds with two kinds of substituent units, especially the compounds with a substitution pattern that provides axial symmetry (**13**), which determines more efficient fluorescence. Moreover, the theoretical study of the analog for which the synthesis is nontrivial showed that compounds with this kind of substitution pattern would follow the trend of derivatives with short axial symmetry. The results also showed that the examined compounds exhibit interesting properties which can predestine them as potential materials for organic electronics, which will be the subject of our further investigations.

Conflicts of interest

There are no conflicts to declare.

Acknowledgements

This work was supported by the Ministry of Science and Higher Education, Poland Diamantowy Grant number 0215/DIA/2015/44. D. Zych was financed by the National Science Centre of Poland, ETIUDA 6 2018/28/T/ST5/00005. Calculations were carried out using resources provided by Wrocław Centre for Networking and Supercomputing (<http://wcss.pl>), Grant no. 18.

Notes and references

- 1 D. Zych, *Molecules*, 2019, **24**, 2551.
- 2 M. M. Islam, Z. Hu, Q. Wang, C. Redshaw and X. Feng, *Mater. Chem. Front.*, 2019, **3**, 762–781.
- 3 J. Yang, L. Li, Y. Yu, Z. Ren, Q. Peng, S. Ye, Q. Li and Z. Li, *Mater. Chem. Front.*, 2017, **1**, 91–99.
- 4 M. Fang, J. Huang, Y. Zhang, X. Guo, X. Zhang, C.-F. Liu, W.-Y. Lai and W. Huang, *Mater. Chem. Front.*, 2017, **1**, 668–676.
- 5 Y. Niko, S. Sasaki, K. Narushima, D. K. Sharma, M. Vacha and G.-I. Konishi, *J. Org. Chem.*, 2015, **80**, 10794–10805.
- 6 Y. Gong, K. Chang, C. Chen, M. Han, X. Zhan, J. Min, X. Jiao, Q. Li and Z. Li, *Mater. Chem. Front.*, 2019, **3**, 93–102.
- 7 R. K. Konidena, K. R. Justin Thomas, M. Singh and J.-H. Jou, *J. Mater. Chem. C*, 2016, **4**, 4246–4258.
- 8 M. Jung, J. Lee, H. Jung, S. Kang, A. Wakamiya and J. Park, *Dyes Pigm.*, 2018, **158**, 42–49.
- 9 D. Zych, A. Slodek and A. Frankowska, *Comput. Mater. Sci.*, 2019, **165**, 101–113.
- 10 R. Zhang, Y. Zhao, T. Zhang, L. Xu and Z. Ni, *Dyes Pigm.*, 2016, **130**, 106–115.
- 11 R. Zhang, T. Zhang, L. Xu, F. Han, Y. Zhao and Z. Ni, *J. Mol. Struct.*, 2017, **1127**, 237–246.
- 12 X. Liu, F. Tian, Y. Han, T. Song, X. Zhao and J. Xiao, *Dyes Pigm.*, 2019, **167**, 22–28.
- 13 X. Feng, H. Tomiyasu, J.-Y. Hu, X. Wei, C. Redshaw, M. R. J. Elsegood, L. Horsburgh, S. J. Teat and T. Yamato, *J. Org. Chem.*, 2015, **80**, 10973–10978.
- 14 D. Zych, A. Kurpanik, A. Slodek, A. Maroń, M. Pająk, G. Szafraniec-Gorol, M. Matussek, S. Krompiec, E. Schab-Balcerzak, S. Kotowicz, M. Siwy, K. Smolarek, S. Maćkowski and W. Danikiewicz, *Chem.–Eur. J.*, 2017, **23**, 15746–15758.
- 15 D. Zych, A. Slodek, D. Matuszczyk and S. Golba, *Eur. J. Inorg. Chem.*, 2018, **47**, 5117–5128.
- 16 D. Zych, A. Slodek, S. Golba and S. Krompiec, *Eur. J. Inorg. Chem.*, 2018, **14**, 1581–1588.
- 17 J. Grimshaw and J. Trocha-Grimshaw, *J. Chem. Soc., Perkin Trans. 1*, 1972, 1622.
- 18 M. J. Frisch, G. Trucks, H. Schlegel, G. Scuseria, M. Robb, J. Cheeseman, G. Scalmani, V. Barone, B. Mennucci, G. Petersson, H. Nakatsuji, M. Caricato, X. Li, H. Hratchian, A. Izmaylov, J. Bloino, G. Zheng, J. Sonnenberg, M. Hada, M. Ehara, K. Toyota, R. Fukuda, J. Hasegawa, M. Ishida, T. Nakajima, Y. Honda, O. Kitao, H. Nakai, T. Vreven, J. Montgomery, J. Peralta, F. Ogliaro, M. Bearpark, J. Heyd, E. Brothers, K. Kudin, V. Staroverov, R. Kobayashi, J. Normand, K. Raghavachari, A. Rendell, J. Burant, S. Iyengar, J. Tomasi, M. Cossi, N. Rega, J. Millam, M. Klene, J. Knox, J. Cross, V. Bakken, C. Adamo, J. Jaramillo, R. Gomperts, R. Stratmann, O. Yazyev, A. Austin, R. Cammi, C. Pomelli, J. Ochterski, R. Martin, K. Morokuma, V. Zakrzewski, G. Voth, P. Salvador, J. Dannenberg, S. Dapprich, A. Daniels, O. Farkas, J. Foresman, J. Ortiz, J. Cioslowski and D. Fox, *Gaussian 09, Revis. B.01*, Gaussian, Inc., Wallingford CT.
- 19 K. R. Idzik, P. J. Cywiński, W. Kuznik, J. Frydel, T. Licha and T. Ratajczyk, *Phys. Chem. Chem. Phys.*, 2015, **17**, 22758–22769.
- 20 R. Nandy, M. Subramoni, B. Varghese and S. Sankararaman, *J. Org. Chem.*, 2007, **72**, 938–944.
- 21 Z. Zhao, X. Xu, Z. Jiang, P. Lu, G. Yu and Y. Liu, *J. Org. Chem.*, 2007, **72**, 8345–8353.

