

PAPER

View Article Online
View Journal | View IssueCite this: *RSC Adv.*, 2019, 9, 35068Received 4th September 2019
Accepted 22nd October 2019

DOI: 10.1039/c9ra07831b

rsc.li/rsc-advances

Regioselective ring expansion followed by H-shift of 3-ylidene oxindoles: a convenient synthesis of N-substituted/un-substituted pyrrolo[2,3-c]quinolines and marinoquinolines†

Gopathi Ramu,^{ab} Srinivas Ambala,^a Jagadeesh Babu Nanubolu^{ac}
and Bathini Nagendra Babu^{ib*ab}

Herein, we report a simple and metal-free protocol for the synthesis of 4-oxo-4,5-dihydro-3H-pyrrolo[2,3-c]quinolines. The present method under mild reaction conditions with wide functional group compatibility gives several unexplored N-substituted/unsubstituted 4-oxo-4,5-dihydro-3H-pyrrolo[2,3-c]quinolines and marinoquinolines in good to excellent yields. Mechanistic insights for the synthesis of N-substituted pyrroloquinolines reveal the ring expansion of 3-ylideneoxindoles and H-shift as the key steps.

Introduction

Functionalized heteroarenes, particularly azaheteroarenes are indispensable structural units in a large number of natural products, pharmaceuticals, agrochemicals, and functional materials.^{1a-e} The fused azaheteroarenes such as pyrrolo[2,3-c]quinoline derivatives occupy an essential role, due to their wider occurrence in the pharmaceutically active compounds. These are very well explored in the literature for various medicinal applications such as a caspase 3-inhibitor,² 5HT4R antagonist,³ ATPase inhibitor,⁴ apilidiopsamine,⁵ and marinoquinoline A, E, and F.⁶ A few examples are shown (Fig. 1).

Owing to its huge application in various scientific fields, the development of new synthetic methodologies for the synthesis of these compounds is of high demand and attractive in the synthetic community. In the recent past, several synthetic methods have been reported for the synthesis of fused pyrrolo [2,3-c]quinoline derivatives. In 2009, Rossi *et al.*, developed photo-stimulated intramolecular S_{RN}1 reactions for 3H-pyrrolo[2,3-c]quinolin-4(5H)-one synthesis.⁷ Recently, palladium catalysed intramolecular cycloaddition was also explored.⁸ KO^tBu mediated synthesis of 3H-pyrrolo[2,3-c]quinolin-4(5H)-one was achieved by Bergman *et al.*,⁹ and Ji *et al.*,¹⁰ separately (Scheme 1). Synthesis of N-unsubstituted pyrrolo[2,3-c]quinoline, which in fact attempted

by Bergman *et al.*, where, isocyanate intermediate formation and H-shift are the key steps in the mechanism and it is applied only for the synthesis of N-unsubstituted pyrrolo[2,3-c]quinolines. Unfortunately, to the best of our knowledge no successful attempts were reported for the synthesis of N-substituted fused pyrrolo[2,3-c]quinolines. More recently, in our previous work, we have developed methods for the synthesis of pyrazoloquinazolinones in a single step from isatin derivatives.¹¹ Herein, we report the study on development of an effective method for the synthesis of N-unsubstituted as well as N-substituted pyrrolo[2,3-c]quinoline, which in fact was also attempted by Ji *et al.*, but it is applicable only for the synthesis of N-unsubstituted pyrrolo[2,3-c]quinolines.¹⁰ However, the synthesis of N-substituted pyrrolo[2,3-c]quinolines are not-feasible with this strategy as N-H cleavage is involved in the isocyanate intermediate formation. In this regard, herein our current approach, spiro ring expansion followed by H-shift are

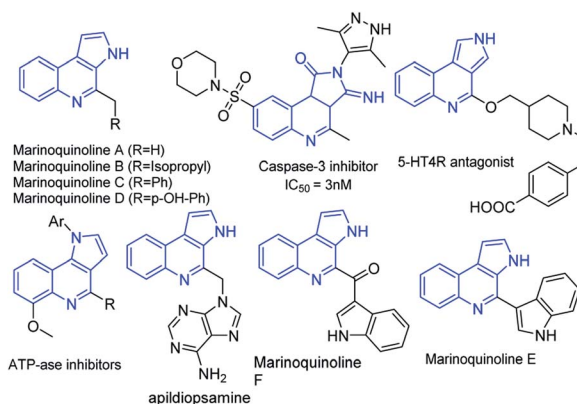


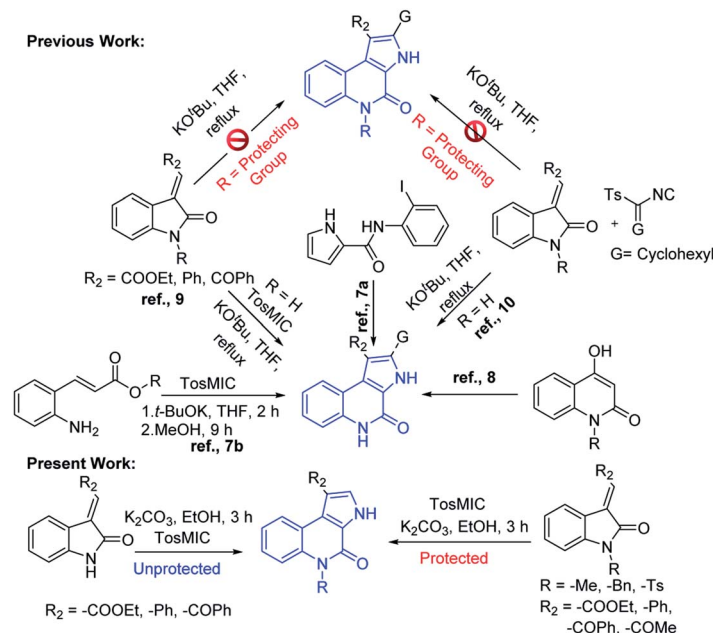
Fig. 1 Examples of biologically important pyrroloquinoline derivatives.

^aDepartment of Fluoro-Agrochemicals, CSIR-Indian Institute of Chemical Technology, Hyderabad 500 007, India

^bAcademy of Scientific and Innovative Research (AcSIR), New Delhi 110025, India

^cCentre for X-ray Crystallography, CSIR-Indian Institute of Chemical Technology, Hyderabad, India. E-mail: bathini@iict.res.in

† Electronic supplementary information (ESI) available. CCDC 1831087. For ESI and crystallographic data in CIF or other electronic format see DOI: 10.1039/c9ra07831b



Scheme 1 Comparison of our work with the previous reports for the synthesis of pyrroloquinolines.

the crucial steps and offers both N-substituted and unsubstituted pyrrolo[2,3-*c*]quinolines.

Results and discussion

We began our study by evaluating various conditions for the synthesis of ethyl 5-methyl-4-oxo-4,5-dihydro-3*H*-pyrrolo[2,3-*c*]quinoline-1-carboxylate **3aa**, with the reaction of ethyl (*E*)-2-(1-methyl-2-oxoindolin-3-ylidene)acetate (**1a**) with TosMIC (**2a**) in the presence of K₂CO₃ in ethanol at room temperature. Disappointingly, no product formation was observed (Table 1, entry 1). Next, a series of experiments were conducted at different temperatures, to our delight, the best results, 65%, 74% and 67% of **3aa**, were obtained at 60, 80 and 100 °C respectively (Table 1, entries 2–4). Afterwards, various solvents were screened (Table 1, entries 5–11), the use of polar solvents gave relatively better yields than the non-polar solvents, 74% and 70% of **3aa** were obtained using ethanol and methanol as solvents. Subsequently, reactions were also tested with various inorganic and organic bases in ethanol at 80 °C, which revealed that K₂CO₃ was suitable among all (Table 1, entries 12–16). Therefore, we used K₂CO₃ (2 equiv.) in ethanol at 80 °C as the optimal reaction condition (Table 1, entry 3). After investigating the optimal reaction condition, we next focused our attention to the scope of this reaction by reacting various N-substituted, along with aryl substituted compounds **1a–g** with TosMIC **2a** and almost all the reactions underwent smoothly to the respective products from good to excellent yields (Scheme 2). Reaction of **1a** (R₁ = H; R₃ = -Me, -Bn and -Tos) with TosMIC **2a** underwent smooth reaction and afforded the corresponding products **3aa–3ac** with 74, 65 and 60% yield respectively. Further, compounds substituted with electron donating

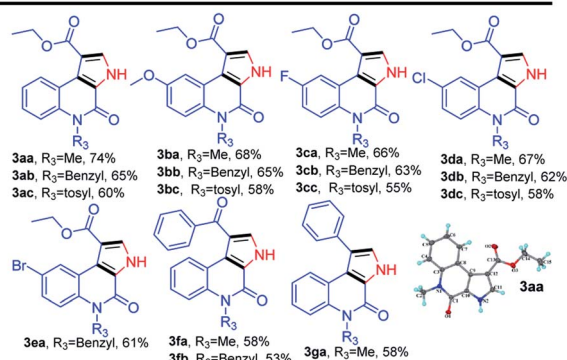
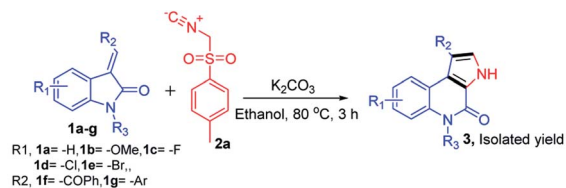
group such as **1b** (R₁ = -OMe; R₃ = -Me, -Bn and -Tos) when treated with TosMIC **2a**, gave the required products in 68, 65, 58% yield **3ba–3bc**. On the other hand, the substrates with electron withdrawing groups at 5th position (R₁ = -F, -Cl, and -Br; R₃ = -Me, -Bn and -Tos) **1c–e** were tried for the

Table 1 Optimization of reaction conditions^a

Entry	Base	Solvent	Temp (°C)	Yield ^b (%)
1	K ₂ CO ₃	Ethanol	rt	—
2	K ₂ CO ₃	Ethanol	60	65
3	K ₂ CO ₃	Ethanol	80	74
4	K ₂ CO ₃	Ethanol	100	67
5	K ₂ CO ₃	Methanol	80	70
6	K ₂ CO ₃	CH ₃ CN	80	68
7	K ₂ CO ₃	1-Propanol	80	62
8	K ₂ CO ₃	Toluene	80	63
9	K ₂ CO ₃	THF	40	60
10	K ₂ CO ₃	CHCl ₃	60	52
11	K ₂ CO ₃	DCE	80	60
12	CS ₂ CO ₃	Ethanol	80	72
13	Na ₂ CO ₃	Ethanol	80	65
14	KO ^t Bu	Ethanol	80	52
15	Et ₃ N	Ethanol	80	48
16	Pyridine	Ethanol	80	52

^a Reaction conditions: **1a** (0.5 mmol), **2a** (0.5 mmol), base (1.0 mmol), solvent (5.0 mL). ^b Isolated yields.





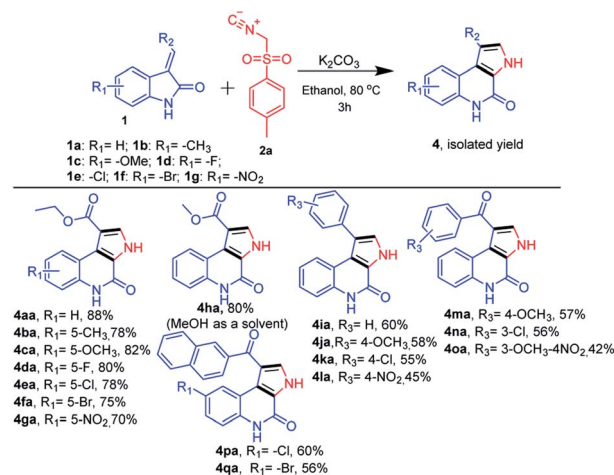
Scheme 2 Substrate scope for synthesis of N-substituted-4-oxo-4,5-dihydro-3H-pyrrolo[2,3-c]quinolines.

reaction with TosMIC 2a, and produced the required products in moderate to good yields **3ca–3ga**.

From the above results, there is no such general trend was observed with the substrates having substitution on the phenyl ring of (*E*)-2-(2-oxindolin-3-ylidene)acetate **1a**, whereas a remarkable impact on the yields was observed with the N-protected substrates. Electron donating groups on the N-atom produced the better yields than the electron withdrawing groups.

Next, we further extended the use of the present optimized base-mediated synthesis of ethyl 4-oxo-4,5-dihydro-3H-pyrrolo[2,3-c]quinoline-1-carboxylate **4aa** to explore unprotected ethyl (*E*)-2-(2-oxindolin-3-ylidene)acetate with TosMIC 2a. We then examined the scope of the reaction using a variety of structurally diverse unprotected ethyl (*E*)-2-(2-oxindolin-3-ylidene)acetates **1a** precursors (Scheme 3). Further, a range of functional groups such as electron donating ($R_1 = -\text{OMe}$, and $-\text{Me}$) as well as electron withdrawing groups on the phenyl ring of oxindole ($R_1 = -\text{F}$, $-\text{Cl}$, $-\text{Br}$ and $-\text{NO}_2$) were also compatible with the reaction. These underwent the desired transformation efficiently and furnished the corresponding product (Scheme 3, **4aa–4ga**) in good to excellent yields. It was found that various substitutions on the olefinic position of the oxindole ($R_2 = -\text{CO}_2\text{Et}$, $-\text{CO}_2\text{Me}$, substituted aryl and phenacyl) are amenable to the present reaction and also afforded good to high yields (Scheme 3). It is to be noted that, the electronic nature of substituents on the olefinic position of (*E*)-2-(2-oxindolin-3-ylidene)acetate has discernible impact on the reaction efficacy where electron donating ($R_3 = -\text{substituted aryl}$) groups provided corresponding products in slightly better yields than the electron withdrawing groups ($R_2 = -\text{substituted phenacyl}$) (Scheme 3, **4ha–qa**).

To further explore the synthetic utility of this reaction, a gram scale reaction was performed under optimized reaction conditions which delivered ethyl 5-methyl-4-oxo-4,5-dihydro-3H-pyrrolo

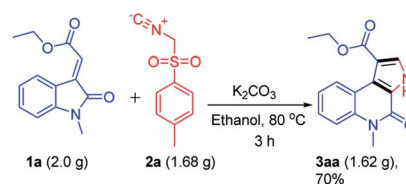


Scheme 3 Substrate scope for synthesis of N-unsubstituted 4-oxo-4,5-dihydro-3H-pyrrolo[2,3-c]quinolines.

[2,3-c]quinoline-1-carboxylate **3aa** without affecting the reaction efficacy showing its potential in bulk scale utility (Scheme 4).

With the aforementioned experimental results and the literature precedents, we propose a plausible reaction mechanism for the base-mediated synthesis of 4-oxo-4,5-dihydro-3H-pyrrolo[2,3-c]quinolines (Fig. 2). The reaction starts with, TosMIC 2a reacts with base K_2CO_3 and generates anionic intermediate **2a'**. The generated anionic intermediate **2a'** participates in the 3 + 2 cycloaddition with (*E*)-2-(2-oxindolin-3-ylidene)acetate **1a** to form the corresponding intermediate **1b**, which undergoes 5-membered spiro ring formation and generates **1c**. Next, formation of **1d** occurs with the elimination of TsOH. Here, in the literature, Isocyanate formation occurs with the $-\text{H}$ -shift on the $-\text{N}$ atom of **1d**. Whereas the groups like $-\text{Me}$, $-\text{Bn}$, $-\text{Tos}$ shift could be a tedious process and difficult to form isocyanate intermediate.⁹ In our current strategy, **1d** undergoes ring expansion to form 6-membered quinoline **1e**. Here, the compound **1e** will undergo rearrangement *via* H-shift to form the required product **3aa** (Fig. 2).

Next, our curiosity further extended to show the utility of the synthetic derivatives obtained from the current protocol, the synthesized compounds were demonstrated for the synthesis of natural products such as marinoquinolines. Reaction of **4aa** with POCl_3 under reflux conditions gave the corresponding product **5** in 85% yield.¹² Next, the compound **5** was subjected to decarboxylation in presence of con. HCl (12 h).¹³ The compound **6** further treated with *p*-tolylboronic acid under Suzuki condition furnished the desired compound **7** which are having skeletal



Scheme 4 Gram scale synthesis of compound **3aa**.



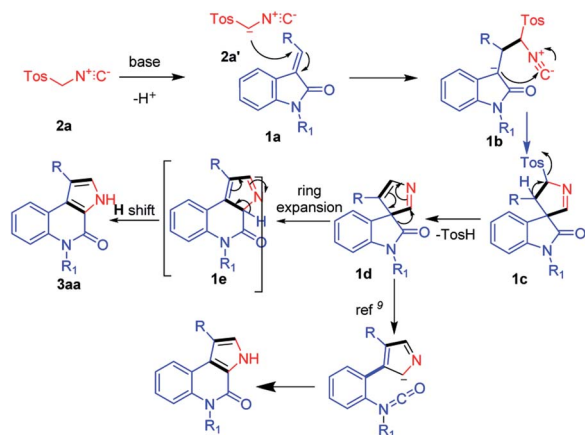
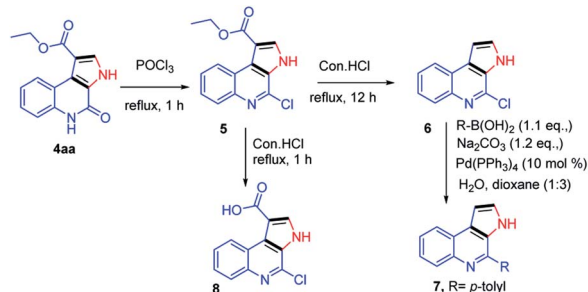


Fig. 2 Plausible reaction mechanism for the synthesis of pyrrolo[2,3-c]quinolines.



Scheme 5 Synthetic route for marinoquinolines and its derivatives.

similarities of marinoquinolines in 80% yield.¹⁴ When the compound 5 was refluxed in con. HCl for 1 h, gave the required acid derivative 8, which is a very useful precursor to participate in amide coupling with a variety of amines to synthesize novel amide derivatives of marinoquinolines (Scheme 5).

Conclusions

We have developed an efficient, metal-free and greener approach for the synthesis of N-substituted and N-unsubstituted 4-oxo-4,5-dihydro-3H-pyrrolo[2,3-c]quinolines. A range of unexplored N-substituted and unsubstituted 4-oxo-4,5-dihydro-3H-pyrrolo[2,3-c]quinolines were synthesized *via* ring expansion and H-shift as the key steps in the mechanism. Further, the present methodology was also compatible with variety of substituents on both phenyl and olefinic positions on the oxindole, demonstrated the gram scale as well as marine natural product synthesis. Having prominent highlights, for example, readily available substrates, mild reaction conditions, helpful synthetic protocols, and the depicted one-pot reaction is relied upon to discover wide applications in the development of potential pharmacological candidates.

Conflicts of interest

There are no conflicts to declare.

Acknowledgements

The authors thank Council of Scientific and Industrial Research (CSIR), and G. R. is thankful to CSIR for a research fellowship (IICT Comm. No. IICT/Pubs./2019/285).

Notes and references

- (a) S. Al-Khalil and P. L. Schiff, *J. Nat. Prod.*, 1985, **48**, 989; (b) K. H. C. Baser, *J. Nat. Prod.*, 1982, **45**, 704; (c) K. W. Bentley, *Nat. Prod. Rep.*, 2006, **23**, 444; (d) A. Fournet, R. Mahieux, M. A. Fakhfakh, X. Franck, R. Hocquemillera and B. Figadere, *Bioorg. Med. Chem. Lett.*, 2003, **13**, 891; (e) R. S. Keri and S. A. Patil, *Biomed. Pharmacother.*, 2014, **68**, 1161.
- (a) S. Sharma, K. Sahu, P. Jain, V. K. Mourya and R. K. Agrawal, *Med. Chem. Res.*, 2008, **17**, 399–411; (b) D. V. Kravchenko, V. M. Kysil, S. E. Tkachenko, S. Maliarchouk, I. M. Okun and A. V. Ivachtchenko, *Il Farmaco*, 2005, **60**, 804–809.
- G. Furlotti, M. A. Alisi, C. Apicella, A. C. D. Joannon, N. Cazzolla, R. Costi, G. C. Crucitti, B. Garrone, A. Iacovo, G. Magarò, G. Mangano, G. Miele, R. Ombrato, L. Pescatori, L. Polenzani, F. Rosi, M. Vitiello and R. D. Santo, *J. Med. Chem.*, 2012, **55**, 9446–9466.
- (a) T. H. Brown, R. J. Iff, D. J. Keeling, S. M. Laing, C. A. Leach, M. E. Parsons, C. A. Price, D. R. Reavill and K. J. Wiggall, *J. Med. Chem.*, 1990, **33**, 527–533; (b) C. Escolano and K. Jones, *Tetrahedron Lett.*, 2000, **41**, 8951–8955; (c) H. Bienayme, A. Dumoulin, S. Grisoni, B. Kaloun El, S. Poigny, R. Rabot, R. Rahali, E. Tam, P. Klein, K. Bedjeguelal and H. Rahali, *US Pat.*, US8426437B2, 2013.
- (a) A. R. Carroll, S. Duffy and V. M. Avery, *J. Org. Chem.*, 2010, **75**, 8291–8294; (b) B. Patel and S. T. Hilton, *Synlett*, 2015, **26**, 79–83.
- (a) Y. Sangnoi, O. Sakulkeo, S. Yuenyongsawad, A. Kanjanaopas, K. Ingkaninan, A. Plubrukarn and K. Suwanborirux, *Mar. Drugs*, 2008, **6**, 578–586; (b) P. W. Okanya, K. I. Mohr, K. Gerth, R. Jansen and R. Meuller, *J. Nat. Prod.*, 2011, **74**, 603–608; (c) A. C. C. Aguiar, M. Panciera, E. F. S. o. D. Santos, M. K. Singh, M. L. Garcia, G. E. D. Souza, M. Nakabashi, J. L. Costa, C. I. R. S. Garcia, G. Oliva, C. R. D. Correia and R. V. C. Guido, *J. Med. Chem.*, 2018, **61**, 5547–5568.
- (a) V. A. Vaillard, M. E. Buden, S. E. Martín and R. A. Rossi, *Tetrahedron Lett.*, 2009, **50**, 3829–3832; (b) X. M. Lu, J. Li, Z.-J. Cai, R. Wang, S.-Y. Wang and S.-J. Ji, *Org. Biomol. Chem.*, 2014, **12**, 9471–9477.
- Z. Wang, X. Xing, L. Xue, F. Gao and L. Fang, *Org. Biomol. Chem.*, 2013, **11**, 7334–7341.
- J. Bergman and S. Rehn, *Tetrahedron*, 2002, **58**, 9179–9185.
- (a) R. Wang, S.-Y. Wang and S.-J. Ji, *Tetrahedron*, 2013, **69**, 10836–10841; (b) R. Wang, X. P. Xu, H. Meng, S. Y. Wang and S. J. Ji, *Tetrahedron*, 2013, **69**, 1761–1766.
- (a) Y. Tangella, K. L. Manasa, N. H. Krishna, B. Sridhar and B. N. Babu, *Org. Lett.*, 2018, **20**, 3639–3642; (b)



- R. Gopathi, N. H. Krishna, G. Pawar, K. N. V. Sastry, J. B. Nanubolu and B. N. Babu, *ACS Omega*, 2018, **3**, 12349–12360.
- 12 T.-D. J. Stumpf, S. Manfred, H. Magdalene, H. Gerold, G. Franka, F. Roland, S. Siegfried and G. Richard, *Eur. J. Org. Chem.*, 2018, **40**, 5538–5547.
- 13 L. Ni, Z. Li, F. Wu, J. Xu, X. Wu, L. Kong and H. Yao, *Tetrahedron Lett.*, 2012, **53**, 1271–1274.
- 14 C. L. Ashley and S. Jonatham, *Synlett*, 2013, **24**, 0461–0464.

