



Cite this: *Chem. Sci.*, 2019, 10, 2791

All publication charges for this article have been paid for by the Royal Society of Chemistry

Received 17th November 2018

Accepted 5th January 2019

DOI: 10.1039/c8sc05143g

rsc.li/chemical-science

# Electrochemical oxidative C–H/S–H cross-coupling between enamines and thiophenols with H<sub>2</sub> evolution†

Dandan Li,<sup>a</sup> Shuaibing Li,<sup>a</sup> Chong Peng,<sup>a</sup> Lijun Lu,<sup>b</sup> Shengchun Wang,<sup>b</sup> Pan Wang,<sup>b</sup> Yi-Hung Chen,<sup>b</sup> Hengjiang Cong<sup>b</sup> and Aiwen Lei<sup>b</sup> <sup>\*,b</sup>

Electrochemical oxidative C–H/S–H cross-coupling has been developed to construct the C–S bond in a highly straightforward and efficient manner. Various enamines and (hetero)aryl thiols could be transformed smoothly under undivided electrolytic cell conditions. Moreover, this electrosynthesis strategy not only avoided the use of chemical oxidants and transition metal catalysts, but also exhibited excellent atom economy.

## Introduction

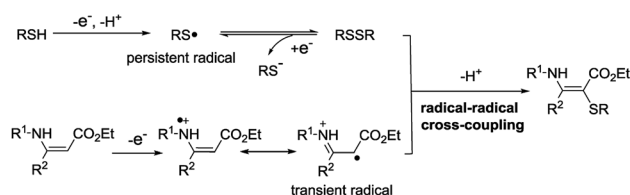
Vinyl sulfides are important structural units which are widely found in natural products and bioactive molecules.<sup>1</sup> Continuous endeavors have been focused on developing efficient methods for their synthesis.<sup>2</sup> One of the most straightforward strategies is the direct cross-coupling of olefins and thiols/thiophenols. However, thiols/thiophenols are more prone towards the addition to olefins.<sup>3</sup> In addition, thiols/thiophenols are easily over-oxidized in the presence of oxidants.<sup>3c-g,4</sup> Due to the existence of these problems, it has become difficult to obtain the vinyl sulfides through the C–H/S–H cross-coupling.

Over the past few decades, radical–radical cross-coupling reactions have been recognized as a powerful and efficient protocol for the construction of carbon–carbon and carbon–heteroatom bonds.<sup>5</sup> This strategy might provide a solution for the synthesis of vinyl sulfides by the cross-coupling of an alkene radical and a thiyl radical. It has been reported that an enamine can generate the enamine radical cation under oxidation and/or transition-metal catalyst conditions.<sup>6</sup> And thiophenol can produce the thiyl radical which might couple with the enamine radical cation to furnish the vinyl sulfide. However, stoichiometric amounts of chemical oxidants and/or metal catalysts are often required in these transformations.<sup>7</sup> Therefore, considering the development of green chemistry and sustainable chemistry, it is necessary to develop a more effective and greener method to construct the C–S bond.

Electrosynthesis is considered to be a versatile and environmentally friendly synthetic strategy and has received considerable attention.<sup>8</sup> In this process, the use of external oxidants could be efficiently avoided. Thiols/thiophenols (RSH) can generate a thiyl radical at the anode.<sup>9</sup> And the generated thiyl radical undergoes a rapid dimerization to form a disulfide, which could be reduced at the cathode to furnish a thiyl radical.<sup>9b,c</sup> The reaction is reversible and an equilibrium exists between the thiyl radical and disulfide.<sup>9c</sup> For this reason, the sulfur radical can be considered as a persistent radical. On the other hand, an enamine might be oxidized to form a radical cation by losing one electron at the anode. According to the persistent radical effect,<sup>10</sup> we speculate that this radical-cation intermediate, serving as a transient radical, could couple with the thiyl radical. Herein, a new radical–radical cross coupling between enamines and thiophenols toward C–S bond formation is described in this work (Scheme 1).

## Results and discussion

With the hypothesis mentioned above, initial studies were focused on (*Z*)-ethyl 3-(allylamino)-3-phenylacrylate (**1a**) and 4-chlorothiophenol (**2a**) as model substrates to test the reaction conditions. By using <sup>n</sup>Bu<sub>4</sub>NBF<sub>4</sub> as electrolyte under a 3 mA



Scheme 1 Selective radical–radical cross-coupling between enamines and thiols.

<sup>a</sup>School of Chemistry and Chemical Engineering, Xuchang University, Xuchang 461000, Henan, P. R. China

<sup>b</sup>College of Chemistry and Molecular Sciences, Institute for Advanced Studies (IAS), Wuhan University, Wuhan 430072, Hubei, P. R. China. E-mail: aiwenlei@whu.edu.cn

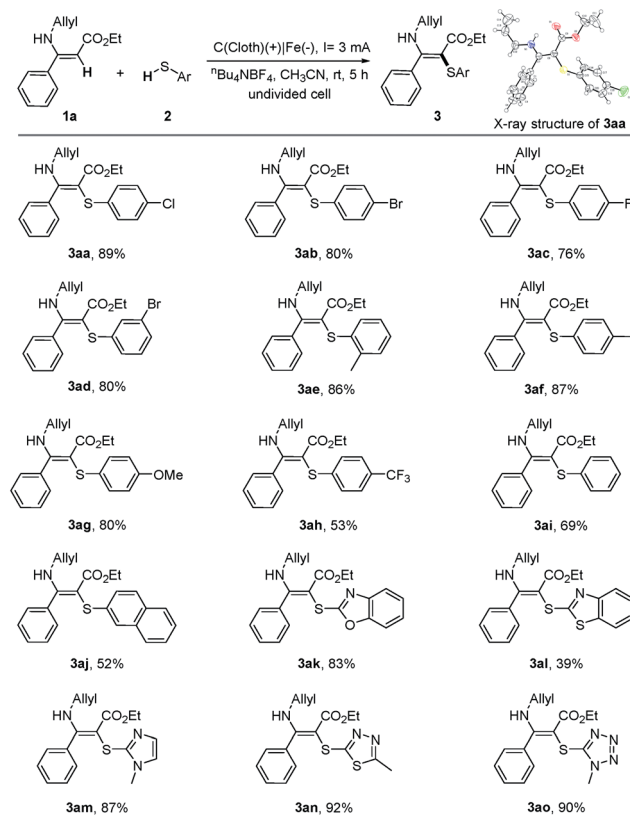
† Electronic supplementary information (ESI) available. CCDC 1868011. For ESI and crystallographic data in CIF or other electronic format see DOI: 10.1039/c8sc05143g



constant current, **2a** can react selectively with the double bond of the enamine to give the product **3aa** in 89% yield (Table 1, entry 1). We did not observe the product of the reaction of thiophenol with the allyl double bond. Further optimization was carried out by changing the supporting electrolyte. However, lithium perchlorate showed decreased reaction efficiency (entry 2). Only a trace amount of the coupling product was isolated using  ${}^n\text{Bu}_4\text{NPF}_6$  as the electrolyte (entry 3). We also examined the effect of the electrode material. A platinum plate cathode showed a similar reactivity to the iron plate cathode (entry 4), while carbon cloth or a nickel plate cathode was less effective than the iron plate cathode (entries 5 and 6). Moreover, the effect of solvent was also explored. DMSO afforded the desired product in a lower yield (entry 7). DMF and MeOH were not suitable for this transformation (entries 8 and 9). These results indicated that  $\text{CH}_3\text{CN}$  was the most effective for this reaction. Increasing the constant current led to a reduced yield (entry 10). When the reaction was carried out in open air, the yield of **3aa** was sharply reduced to 24% (entry 11). As expected, the reaction failed to provide any desired product without electricity under atmospheric conditions (entry 12).

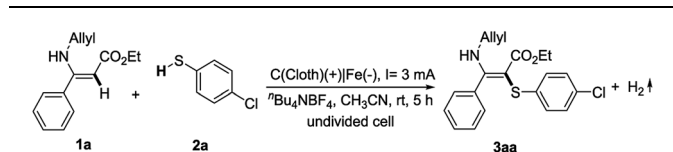
With the optimal conditions in hand, we then turned to investigate the scope and the limitations of the electrochemical oxidative cross-coupling reaction. First, a range of thiophenols bearing various substitution patterns were applied as substrates in this C–S bond construction reaction, giving the corresponding vinyl sulfides in moderate to good yields (Table 2). Thiophenols containing halogen atoms such as Cl, Br, and F reacted smoothly and led to the corresponding products (**3aa–3ad**) in 76–89% yields. Similarly, thiophenols substituted with an electron-neutral substituent (Me) or the strong electron donating groups (OMe) also showed good reactivity in this

Table 2 Electrochemical oxidative cross-coupling of an enamine with different thiols<sup>a</sup>



<sup>a</sup> Standard conditions: C (cloth) anode, Fe cathode, constant current = 3 mA, **1a** (0.20 mmol), **2a** (0.4 mmol),  ${}^n\text{Bu}_4\text{NBF}_4$  (0.1 mmol),  $\text{CH}_3\text{CN}$  (10.0 mL), room temperature,  $\text{N}_2$ , 5 h.

Table 1 Effects of reaction parameters<sup>a</sup>



Entry	Variation from the standard conditions	Yield <sup>b</sup> (%)
1	None	89
2	$\text{LiClO}_4$ instead of ${}^n\text{Bu}_4\text{NBF}_4$	70
3	${}^n\text{Bu}_4\text{NPF}_6$ instead of ${}^n\text{Bu}_4\text{NBF}_4$	Trace
4	Pt plate cathode	81
5	Ni plate cathode	71
6	Carbon cloth cathode	71
7	DMSO instead of $\text{CH}_3\text{CN}$	69
8	DMF instead of $\text{CH}_3\text{CN}$	n.d.
9	MeOH instead of $\text{CH}_3\text{CN}$	n.d.
10	5 mA instead of 3 mA, 3 h	74
11	Under air	24
12	No electricity, under air	n.d.

<sup>a</sup> Standard conditions: C (cloth) anode, Fe cathode, constant current = 3 mA, **1a** (0.20 mmol), **2a** (0.4 mmol),  ${}^n\text{Bu}_4\text{NBF}_4$  (0.1 mmol),  $\text{CH}_3\text{CN}$  (10.0 mL), room temperature,  $\text{N}_2$ , 5 h. <sup>b</sup> Isolated yield, n.d. = not detected.

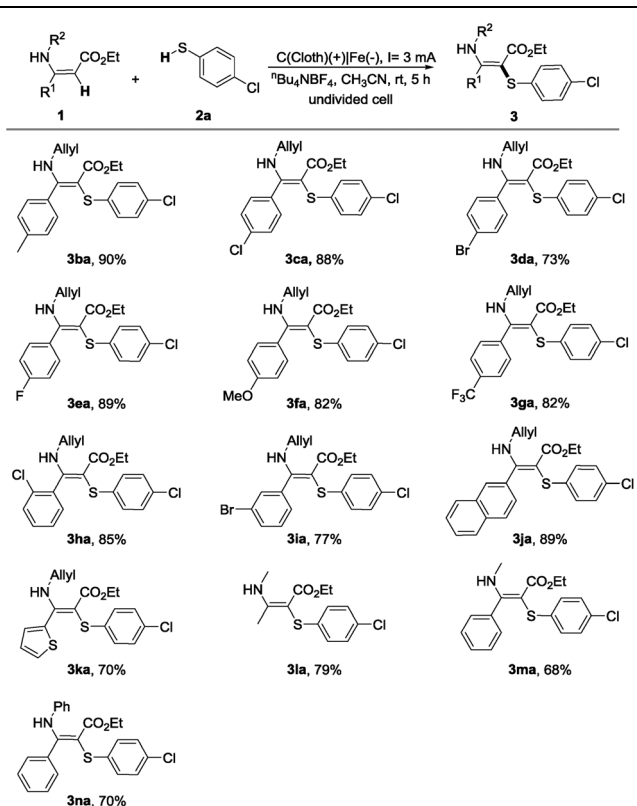
transformation (**3ae–3ag**). It should be noted that the substrate bearing the electron-withdrawing *p*- $\text{CF}_3$  group could also afford the target product, although in a relatively low yield (**3ah**).

Benzenethiol could afford 69% yield (**3ai**) under the standard conditions while 2-naphthalenethiol gave 52% yield (**3aj**). Furthermore, the reaction could be successfully extended to heteroaryl thiols, furnishing the corresponding products in good to excellent yields (**3ak**, **3am–3ao**). 2-Mercaptobenzothiazole gave **3al** in a relatively low yield owing to the poor solubility in acetonitrile. We also attempted mercaptans as substrates; however, either no or a trace amount of products were detected.

Encouraged by the above results, we next explored the scope of enamines (Table 3). Enamines **1b–i** bearing electron-donating or electron-withdrawing groups on the aromatic ring were tolerated under the electrooxidation conditions, affording the desired products in high yields (**3ba–3ia**). The substrates containing naphthalene and thiophene groups were also suitable for this transformation (**3ja** and **3ka**). Moreover, we also attempted (*Z*)-ethyl 3-(methylamino)but-2-enoate, (*Z*)-ethyl 3-(methylamino)-3-phenylacrylate, and (*Z*)-ethyl 3-phenyl-3-(phenylamino)acrylate, all of them could successfully convert to the desired products with a good reaction efficiency (**3la–3na**).



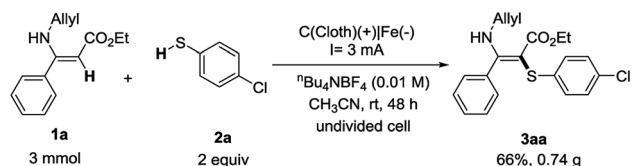
**Table 3** Electrochemical oxidative cross-coupling of 4-chlorobenzenethiol with substituted enamines<sup>a</sup>



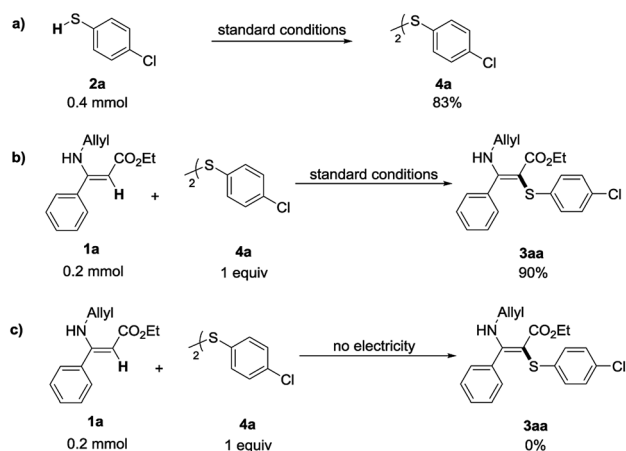
<sup>a</sup> Standard conditions: C (cloth) anode, Fe cathode, constant current = 3 mA, **1a** (0.20 mmol), **2a** (0.4 mmol), <sup>n</sup>Bu<sub>4</sub>NBF<sub>4</sub> (0.1 mmol), CH<sub>3</sub>CN (10.0 mL), room temperature, N<sub>2</sub>, 5 h. Isolated yields are shown.

With the established electrochemical method, the gram-scale reaction was performed on a 3 mmol scale. The reaction of (*Z*)-ethyl 3-(allylamino)-3-phenylacrylate (**1a**) and 4-chlorothiophenol (**2a**) proceeded smoothly and the desired **3aa** was obtained in 66% yield (0.74 g, Scheme 2). This result indicates that this electrochemical cross-coupling reaction has great potential in practical synthesis.

In order to gain insights into the reaction mechanism, several control experiments were conducted (Scheme 3). 4-Chlorothiophenol (**2a**) underwent dimerization to afford bis-(4-chlorophenyl) disulfide **4a**, which was obtained in 83% yield under the standard reaction conditions (Scheme 3a). Then, when replacing 4-chlorothiophenol (**1a**) with bis-(4-chlorophenyl) disulfide (**4a**) under the standard conditions, this reaction could still give the desired C–S formation product in



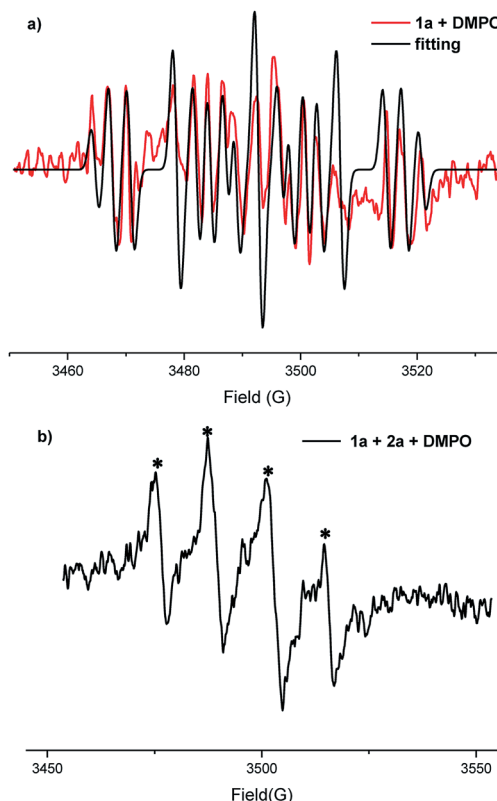
**Scheme 2** Gram scale synthesis.



**Scheme 3** Control experiments.

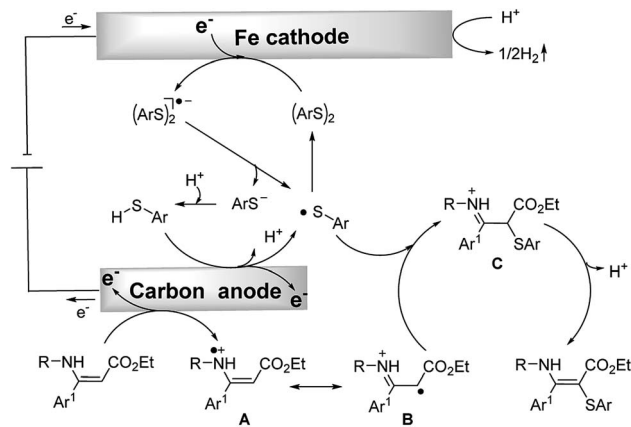
90% yield. The reaction failed to provide any target product without electricity (Scheme 3c). These results indicated that disulfides could be transformed into the corresponding thiyl radicals under the electrocatalytic conditions and might be the key intermediate for the transformation.

Additionally, EPR experiments (Fig. 1) showed the presence of C-centred radicals and S-centred radicals which were trapped by 5,5-dimethyl-1-pyrroline *N*-oxide (C-centred radicals:



**Fig. 1** (a) EPR measurements of a solution in CH<sub>3</sub>CN of <sup>n</sup>Bu<sub>4</sub>NBF<sub>4</sub> and **1a** in the presence of DMPO under constant current conditions for 8 min. (b) EPR measurements of **1a** and **2a** under the same reaction conditions for 5 min.





Scheme 4 Proposed mechanism.

$g = 2.0068$ ,  $A_H = 14.5$  G,  $A_N = 21.3$  G and S-centred radicals:  $g = 2.007$ ,  $A_H = 13.1$  G,  $A_N = 12.2$  G) under standard conditions (details showed in the ESI†). In the next step, cyclic voltammetry (CV) experiments were carried out to study the redox potential of the substrates (Fig. S1–S3†). An obvious oxidation peak of **1a** in acetonitrile was observed at 1.35 V vs. Ag/AgCl. The oxidation peak of **2a** could also be observed at about 1.44 V. At the same time, there was an oxidation peak at 1.38 V for the solution of **1a** and **2a**. We proposed that both substrates could be oxidized under the electrolytic conditions.

Based on the above experimental results and literature reports, a plausible mechanism for the C–S formation process is outlined in Scheme 4. Thiophenol is converted to the sulfur radical by anodic oxidation which rapidly dimerizes to generate the disulfide. The disulfide gets one electron at the cathode to afford the disulfide radical anion. Subsequently, this radical anion cleaves to give the thiyl radical and thiolate anion. The thiolate anion can be converted to the thiyl radical at the anode. Meanwhile, an enamine can also be oxidized by the anode to give a radical intermediate **A** which could isomerize to the corresponding imine radical **B**. The imine radical intermediate **B** can directly couple with the sulfur radical to afford intermediate **C**. Finally, **C** would isomerize to afford the target product. At the same time, concomitant cathodic reduction of a proton leads to hydrogen evolution. It should be noted that a mechanism involving the homolytic substitution pathway<sup>11</sup> could not be completely excluded.

## Conclusions

In summary, an efficient and highly selective C–H/S–H cross-coupling reaction between enamines and thiophenols has been demonstrated for the first time. Various vinyl sulfides could be obtained in good to excellent yields under electrochemical oxidative conditions. This synthetic method obviated the usage of external oxidants and exhibited good functional group tolerance and higher atom economy.

## Conflicts of interest

There are no conflicts to declare.

## Acknowledgements

This work was supported by the National Natural Science Foundation of China (21390402, 21520102003), the Hubei Province Natural Science Foundation of China (2017CFA010), the Fundamental Research Funds for the Central Universities and the Program of Introducing Talents of Discipline to Universities of China (111 Program) and the Key Project of Education Department of Henan Province (No. 17A150050).

## Notes and references

- (a) M. Ceruti, G. Balliano, F. Rocco, P. Milla, S. Arpicco, L. Cattel and F. Viola, *Lipids*, 2001, **36**, 629; (b) P. Johannesson, G. Lindeberg, A. Johansson, G. V. Nikiforovich, A. Gogoll, B. Synnergren, M. Le Greves, F. Nyberg, A. Karlen and A. Hallberg, *J. Med. Chem.*, 2002, **45**, 1767; (c) J. S. Lazo, K. Nemoto, K. E. Pestell, K. Cooley, E. C. Southwick, D. A. Mitchell, W. Furey, R. Gussio, D. W. Zaharevitz, B. Joo and P. Wipf, *Mol. Pharmacol.*, 2002, **61**, 720; (d) H. S. Sader, D. M. Johnson and R. N. Jones, *Antimicrob. Agents Chemother.*, 2004, **48**, 53; (e) A. Lavecchia, S. Cosconati, V. Limongelli and E. Novellino, *ChemMedChem*, 2006, **1**, 540; (f) D. Pappo and Y. Kashman, *Org. Lett.*, 2006, **8**, 1177; (g) S. Pasquini, C. Mugnaini, C. Tintori, M. Botta, A. Trejos, R. K. Arvela, M. Larhed, M. Witvrouw, M. Michiels, F. Christ, Z. Debyser and F. Corelli, *J. Med. Chem.*, 2008, **51**, 5125; (h) F. R. Ianiski, M. M. Bassaco, A. G. Vogt, A. S. Reis, M. P. Pinz, G. T. Voss, R. L. de Oliveira, C. C. Silveira, E. A. Wilhelm and C. Luchese, *Med. Chem. Res.*, 2018, **27**, 46.
- (a) S. Blechert, *Nachr. Chem., Tech. Lab.*, 1979, **27**, 634; (b) N. V. Zyk, E. K. Beloglazkina, M. A. Belova and N. S. Dubinina, *Russ. Chem. Rev.*, 2003, **72**, 769; (c) C. G. Bates, P. Saejueng, M. Q. Doherty and D. Venkataraman, *Org. Lett.*, 2004, **6**, 5005; (d) S.-R. Guo and Y.-Q. Yuan, *Synth. Commun.*, 2008, **38**, 2722; (e) M. S. Kabir, M. L. Van Linn, A. Monte and J. M. Cook, *Org. Lett.*, 2008, **10**, 3363; (f) S. Ranjit, Z. Duan, P. Zhang and X. Liu, *Org. Lett.*, 2010, **12**, 4134; (g) H.-L. Kao and C.-F. Lee, *Org. Lett.*, 2011, **13**, 5204; (h) J. Feng, G. Lu, M. Lv and C. Cai, *Asian J. Org. Chem.*, 2014, **3**, 77; (i) E. S. Degtyareva, J. V. Burykina, A. N. Fakhruddinov, E. G. Gordeev, V. N. Khrustalev and V. P. Ananikov, *ACS Catal.*, 2015, **5**, 7208; (j) H.-Y. Tu, B.-L. Hu, C.-L. Deng and X.-G. Zhang, *Chem. Commun.*, 2015, **51**, 15558.
- (a) E. L. Tyson, M. S. Ament and T. P. Yoon, *J. Org. Chem.*, 2013, **78**, 2046; (b) S.-F. Zhou, X. Pan, Z.-H. Zhou, A. Shoberu and J.-P. Zou, *J. Org. Chem.*, 2015, **80**, 3682; (c) H. Wang, Q. Lu, C. Qian, C. Liu, W. Liu, K. Chen and A. Lei, *Angew. Chem., Int. Ed.*, 2016, **55**, 1094; (d) H. Cui, W. Wei, D. Yang, Y. Zhang, H. Zhao, L. Wang and H. Wang, *Green Chem.*, 2017, **19**, 3520; (e) D. Limnios and C. G. Kokotos, *Adv. Synth. Catal.*, 2017, **359**, 323; (f) Y. Wang, W. Jiang and C. Huo, *J. Org. Chem.*, 2017, **82**, 10628; (g) Y. Zhang, Z. R. Wong, X. Wu, S. J. L. Lauw, X. Huang, R. D. Webster and Y. R. Chi, *Chem. Commun.*,



- 2017, **53**, 184; (h) K. Choudhuri, A. Mandal and P. Mal, *Chem. Commun.*, 2018, **54**, 3759.
- 4 L. Wang, H. Yue, D. Yang, H. Cui, M. Zhu, J. Wang, W. Wei and H. Wang, *J. Org. Chem.*, 2017, **82**, 6857.
- 5 (a) *The Molecular World: Mechanism and Synthesis*, ed. P. Taylor, Royal Society of Chemistry, 2002; (b) L. Zhou, S. Tang, X. Qi, C. Lin, K. Liu, C. Liu, Y. Lan and A. Lei, *Org. Lett.*, 2014, **16**, 3404; (c) J. L. Jeffrey, F. R. Petronijevic and D. W. C. MacMillan, *J. Am. Chem. Soc.*, 2015, **137**, 8404; (d) Z. Huang, D. Zhang, X. Qi, Z. Yan, M. Wang, H. Yan and A. Lei, *Org. Lett.*, 2016, **18**, 2351; (e) H. Yi, G. Zhang, H. Wang, Z. Huang, J. Wang, A. K. Singh and A. Lei, *Chem. Rev.*, 2017, **117**, 9016; (f) S. Wang, S. Tang and A. Lei, *Sci. Bull.*, 2018, **63**, 1006; (g) C. Zheng, F. Lu, H. Lu, J. Xin, Y. Deng, D. Yang, S. Wang, Z. Huang, M. Gao and A. Lei, *Chem. Commun.*, 2018, **54**, 5574.
- 6 (a) Z. Li and C.-J. Li, *J. Am. Chem. Soc.*, 2005, **127**, 3672; (b) J. Ke, Y. Tang, H. Yi, Y. Li, Y. Cheng, C. Liu and A. Lei, *Angew. Chem., Int. Ed.*, 2015, **54**, 6604; (c) K. Wu, Z. Huang, X. Qi, Y. Li, G. Zhang, C. Liu, H. Yi, L. Meng, E. E. Bunel, J. T. Miller, C.-W. Pao, J.-F. Lee, Y. Lan and A. Lei, *Sci. Adv.*, 2015, **1**, e1500656/1; (d) M. Meciarova, P. Tisovsky and R. Sebesta, *New J. Chem.*, 2016, **40**, 4855.
- 7 (a) Y. Jiang, G. Liang, C. Zhang and T.-P. Loh, *Eur. J. Org. Chem.*, 2016, 3326, DOI: 10.1002/ejoc.201600588; (b) J.-P. Wan, S. Zhong, L. Xie, X. Cao, Y. Liu and L. Wei, *Org. Lett.*, 2016, **18**, 584; (c) Y. Siddaraju and K. R. Prabhu, *J. Org. Chem.*, 2017, **82**, 3084; (d) P. Ghosh, A. K. Nandi, G. Chhetri and S. Das, *J. Org. Chem.*, 2018, **83**, 12411; (e) B. Hu, P. Zhou, K. Rao, J. Yang, L. Li, S. Yan and F. Yu, *Tetrahedron Lett.*, 2018, **59**, 1438.
- 8 (a) J. B. Sperry and D. L. Wright, *Chem. Soc. Rev.*, 2006, **35**, 605; (b) J.-i. Yoshida, K. Kataoka, R. Horcajada and A. Nagaki, *Chem. Rev.*, 2008, **108**, 2265; (c) R. Francke and R. D. Little, *Chem. Soc. Rev.*, 2014, **43**, 2492; (d) E. J. Horn, B. R. Rosen, Y. Chen, J. Tang, K. Chen, M. D. Eastgate and P. S. Baran, *Nature*, 2016, **533**, 77; (e) M. Yan, Y. Kawamata and P. S. Baran, *Chem. Rev.*, 2017, **117**, 13230; (f) J. I. Yoshida, A. Shimizu and R. Hayashi, *Chem. Rev.*, 2018, **118**, 4702; (g) Y. Jiang, K. Xu and C. Zeng, *Chem. Rev.*, 2018, **118**, 4485; (h) M. D. Karkas, *Chem. Soc. Rev.*, 2018, **47**, 5786; (i) K. Liu, C. Song and A. Lei, *Org. Biomol. Chem.*, 2018, **16**, 2375; (j) C. Ma, P. Fang and T.-S. Mei, *ACS Catal.*, 2018, **8**, 7179; (k) G. S. Sauer and S. Lin, *ACS Catal.*, 2018, **8**, 5175; (l) S. Tang, Y. Liu and A. Lei, *Chem*, 2018, **4**, 27.
- 9 (a) P. Wang, S. Tang, P. Huang and A. Lei, *Angew. Chem., Int. Ed.*, 2017, **56**, 3009; (b) P. Huang, P. Wang, S. Tang, Z. Fu and A. Lei, *Angew. Chem., Int. Ed.*, 2018, **57**, 8115; (c) Y. Yuan, Y. Chen, S. Tang, Z. Huang, A. Lei and A. Lei, *Sci. Adv.*, 2018, **4**, eaat5312.
- 10 H. Fischer, *Chem. Rev.*, 2001, **101**, 3581.
- 11 A. L. J. Beckwith and S. A. M. Duggan, *J. Chem. Soc., Perkin Trans. 2*, 1994, 1509.

