



Cite this: *Chem. Sci.*, 2019, 10, 4883

All publication charges for this article have been paid for by the Royal Society of Chemistry

# Efficient acceptorless photo-dehydrogenation of alcohols and *N*-heterocycles with binuclear platinum(II) diphosphite complexes†

Jian-Ji Zhong,<sup>abc</sup> Wai-Pong To,<sup>d</sup> Yungen Liu,<sup>a</sup> Wei Lu<sup>a</sup> and Chi-Ming Che<sup>ad\*</sup>

Although photoredox catalysis employing Ru(II) and Ir(III) complexes as photocatalysts has emerged as a versatile tool for oxidative C–H functionalization under mild conditions, the need for additional reagents acting as electron donor/scavenger for completing the catalytic cycle undermines the practicability of this approach. Herein we demonstrate that photo-induced oxidative C–H functionalization can be catalysed with high product yields under oxygen-free and acceptorless conditions *via* inner-sphere atom abstraction by binuclear platinum(II) diphosphite complexes. Both alcohols (51 examples), particularly the aliphatic ones, and saturated *N*-heterocycles (24 examples) can be efficiently dehydrogenated under light irradiation at room temperature. Regeneration of the photocatalyst by means of reductive elimination of dihydrogen from the *in situ* formed platinum(III)-hydride species represents an alternative paradigm to the current approach in photoredox catalysis.

Received 15th December 2018

Accepted 1st April 2019

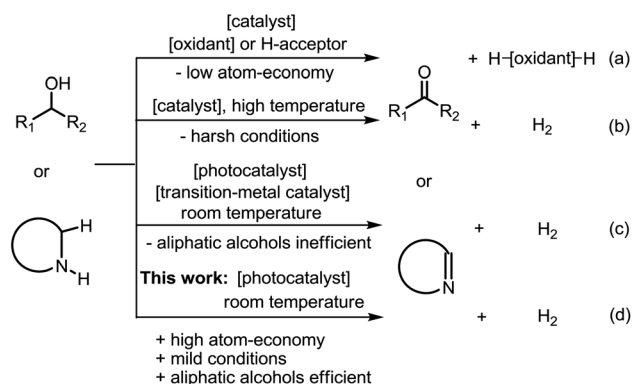
DOI: 10.1039/c8sc05600e

rsc.li/chemical-science

## Introduction

Oxidative C–H functionalization reactions<sup>1</sup> are important tools commonly used in organic synthesis but the majority of these reactions require a stoichiometric amount of oxidant and/or high temperature,<sup>2,3</sup> thereby constraining the variety of compatible functional groups and limiting large-scale application (Scheme 1). In order to restrict the need for hazardous reagents, using air as the terminal oxidant and/or photoredox catalysis are appealing approaches for the development of environment-friendly oxidation reactions under mild conditions. In the case of photo-redox catalysis, up to now, the widely used photocatalysts include polypyridyl Ru(II) and Ir(III) complexes,<sup>4</sup> which initiate the photochemical oxidation by an outer-sphere, single electron transfer process. In most scenarios, however, a sacrificial electron donor/acceptor is needed to provide/scavenge electron(s) to complete the catalytic cycle, which is undesirable from both environmental and economic points of view. To overcome this, several groups have realized oxidant-free and acceptorless dehydrogenation of

alcohols and saturated *N*-heterocycles at room temperature (RT) by combining photo-catalysis and metal-catalysis (*i.e.*, dual catalysis; Scheme 1c).<sup>5–9</sup> Given the importance of sustainability in contemporary research, we conceive that a more attractive approach would be to employ a single photocatalyst capable of activating C–H bonds by hydrogen atom abstraction to form a metal-hydride intermediate that subsequently releases dihydrogen by reductive elimination or disproportionation. Herein, we show that the binuclear platinum(II) diphosphite complexes, previously developed by Gray and coworkers,<sup>10–12</sup> can act as versatile photocatalysts for oxidant-free and acceptorless dehydrogenation of alcohols including aliphatic alcohols, and saturated *N*-heterocycles, with these substrates present in limiting amounts at RT (Scheme 1d). The simple protocol we



Scheme 1 Strategies for the dehydrogenation of alcohols and *N*-heterocycles.

<sup>a</sup>Department of Chemistry, Southern University of Science and Technology of China, Shenzhen, Guangdong 518055, P. R. China

<sup>b</sup>Guangdong Provincial Laboratory of Chemistry and Fine Chemicals, Shantou University, Guangdong 515063, P. R. China

<sup>c</sup>College of Chemistry and Molecular Sciences, Wuhan University Wuhan, Hubei 430072, P. R. China

<sup>d</sup>State Key Laboratory of Synthetic Chemistry, Department of Chemistry, The University of Hong Kong, Pokfulam Road, Hong Kong, P. R. China. E-mail: cmche@hku.hk

† Electronic supplementary information (ESI) available: Experimental details and NMR spectral data. See DOI: 10.1039/c8sc05600e



describe in this work has also been employed for the direct generation of lactones and one-pot syntheses of biologically active compounds.

## Results and discussion

Binuclear platinum(II) diphosphite complexes  $[\text{Pt}_2(\text{P}_2\text{O}_5\text{H}_2)_4]^{4-}$  (abbreviated as  $[\text{Pt}_2(\text{pop})_4]^{4-}$ ) and their perfluoroborated derivatives  $[\text{Pt}_2(\text{P}_2\text{O}_5(\text{BF}_2)_2)_4]^{4-}$  ( $[\text{Pt}_2(\text{pop-BF}_2)_4]^{4-}$ ) have long-lived, strongly emissive  $^3[5d\sigma^* \rightarrow 6p\sigma]$  excited states with emission maxima at  $\sim 510$  nm and with lifetimes of around 10  $\mu\text{s}$ .<sup>13,14</sup> Compared to  $[\text{Pt}_2(\text{pop})_4]^{4-}$ , the  $^3[5d\sigma^*6p\sigma]$  excited state of  $[\text{Pt}_2(\text{pop-BF}_2)_4]^{4-}$  is a much stronger oxidant with an  $E(^3\text{Pt}_2(\text{pop-BF}_2)_4^{4-}/\text{Pt}_2(\text{pop-BF}_2)_5^{-})$  of +0.86 V vs.  $\text{Cp}_2\text{Fe}^{+/0}$ ,<sup>14b</sup> which is advantageous for oxidative C–H functionalization. Electronically excited  $[\text{Pt}_2(\text{pop})_4]^{4-}$  has previously been known to react with a variety of substrates, including alcohols, hydrocarbons and alkylhalides, under the conditions of substrates present in large excess.<sup>13</sup>

Details of the synthesis and characterization of the platinum(II) diphosphite complexes (Fig. 1) are given in the ESI.†  $(\text{Bu}_4\text{N})_4^-$   $[\text{Pt}_2(\text{P}_2\text{O}_5\text{H}_2)_4]^{4-}$  (**Ptpop-II**) and  $[(\text{C}_{16}\text{H}_{33})_2(\text{CH}_3)_2\text{N}]_4$   $[\text{Pt}_2(\text{P}_2\text{O}_5\text{H}_2)_4]^{4-}$  (**Ptpop-III**) were obtained *via* cation exchange of  $\text{K}_4[\text{Pt}_2(\text{P}_2\text{O}_5\text{H}_2)_4]^{4-}$  (**Ptpop-I**) with tetrabutylammonium and dihexadecyldimethylammonium salts, respectively. In accordance with Gray and Vlček's reports,<sup>14a</sup> dissolution of **Ptpop-III** in neat  $\text{F}_3\text{B}\cdot\text{OEt}_2$  and stirring at RT for a few days resulted in the generation of perfluoroborated  $[(\text{C}_{16}\text{H}_{33})_2(\text{CH}_3)_2\text{N}]_4[\text{Pt}_2(\text{P}_2\text{O}_5(\text{BF}_2)_2)_4]^{4-}$

(**Ptpop-BF<sub>2</sub>-IV**). The photophysical properties of **Ptpop-III** and **Ptpop-BF<sub>2</sub>-IV** are similar to those of their  $[\text{Bu}_4\text{N}]$  counterparts reported in the literature.<sup>14a</sup>

The photocatalytic activity of these complexes was first examined by using **Ptpop-I** as a catalyst and 1-phenylethanol as a test substrate. Irradiation of a degassed aqueous solution containing 1-phenylethanol and 0.5 mol% of **Ptpop-I** with 410 nm LED light (12 W) under  $\text{N}_2$  afforded acetophenone (**b1**) in 45% yield together with the release of hydrogen gas (Table 1, entry 1). Aqueous solvent mixtures with MeCN, MeOH, DMF or acetone resulted in a high yield but with low selectivity due to the formation of a pinacol product (**b0**) (Table 1, entries 2–5). We found that when the reaction was conducted in a mixture of  $\text{H}_2\text{O}$  and  $\text{CH}_2\text{Cl}_2$ , using  $^n\text{Bu}_4\text{NCl}$  as the phase transfer reagent, acetophenone was obtained exclusively with 96% yield (Table 1, entry 6). Control experiments revealed that no reaction occurred in the absence of the photocatalyst **Ptpop-I** or light, indicating that both components were essential to the reaction (Table 1, entries 7–8). From these experiments, we established a simple and easily manipulated protocol: 0.5 mol% **Ptpop-I**, 5 mol%  $^n\text{Bu}_4\text{NCl}$  in a mixture of  $\text{H}_2\text{O}/\text{CH}_2\text{Cl}_2$  (1 : 3) under  $\text{N}_2$  and 410 nm LED irradiation.

We studied various secondary benzylic alcohols to examine the substrate scope of the protocol. As shown in Table 2, a wide range of secondary benzylic alcohols with different electron-withdrawing or electron-donating substituents on the aromatic ring were oxidized to the corresponding ketones in 82–98% yields (Table 2, **b1–b4**, **b6–b10**, **b21**). However, the presence of an *ortho*-substituent on the aromatic ring led to only moderate product yields (Table 2, **b5**, **b11**), which is probably due to steric effects. This method can also be extended to the oxidation of benzhydrols with 92–99% product yields (Table 2, **b12–b16**). Cyclic benzylic alcohols with different substituents were also effective substrates (Table 2, **b17–b20**), but secondary

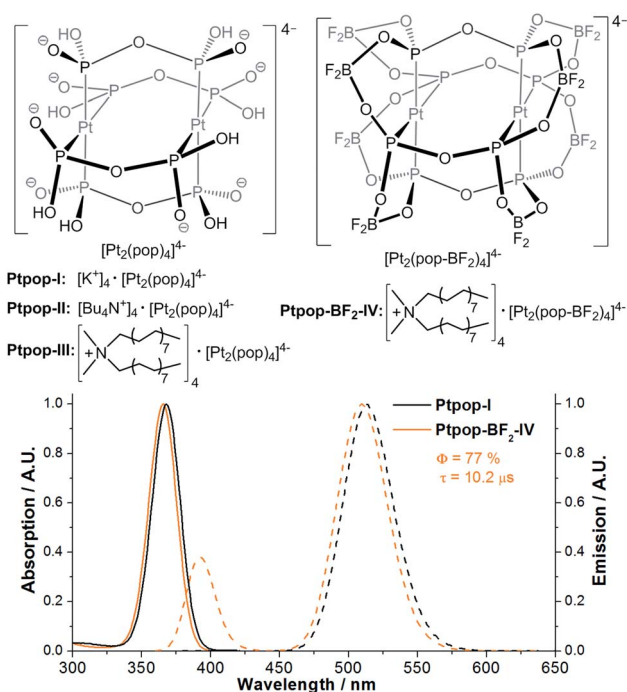


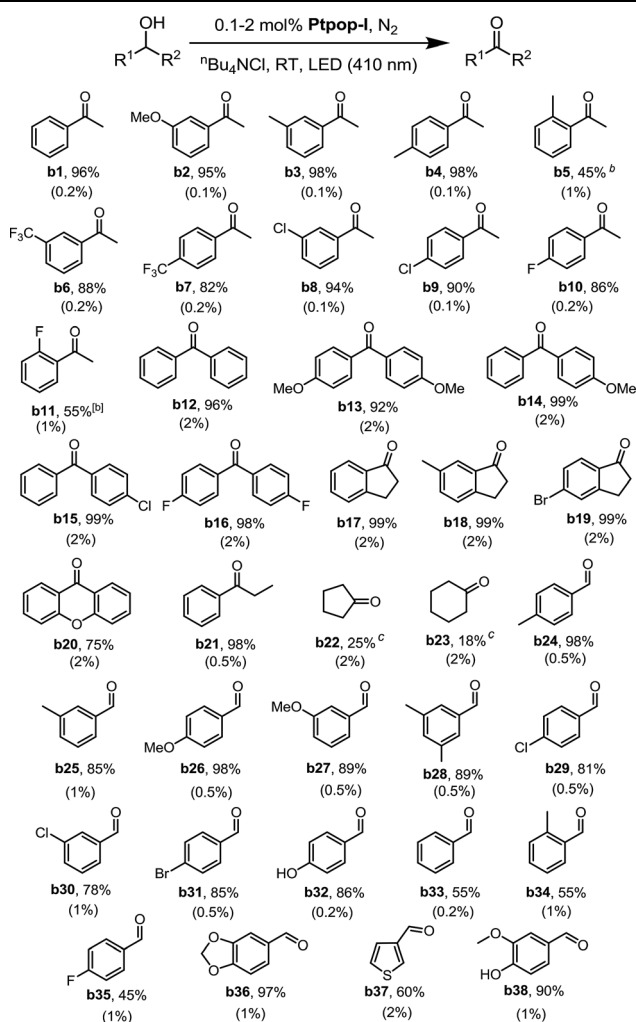
Fig. 1 Top: structures of the binuclear platinum(II) diphosphite complexes. Bottom: electronic absorption (solid lines) and emission (dashed lines) spectra of **Ptpop-I** and **Ptpop-BF<sub>2</sub>-IV** in degassed  $\text{H}_2\text{O}$  and MeCN respectively at room temperature. The emission quantum yield ( $\phi$ ) and triplet emission lifetime ( $\tau$ ) of **Ptpop-BF<sub>2</sub>-IV** are shown.

Table 1 Optimization of reaction conditions<sup>a</sup>

Entry	Conditions	Yield (%)	
		<b>b0</b>	<b>b1</b>
1	$\text{H}_2\text{O}$	—	45
2	$\text{H}_2\text{O}/\text{CH}_3\text{CN}$ 2 : 1	22	26
3	$\text{H}_2\text{O}/\text{CH}_3\text{OH}$ 2 : 1	78	20
4	$\text{H}_2\text{O}/\text{DMF}$ 2 : 1	67	30
5	$\text{H}_2\text{O}/\text{CH}_3\text{COCH}_3$ 2 : 1	76	21
6	$\text{H}_2\text{O}/\text{CH}_2\text{Cl}_2$ 1 : 3, 5% $\text{Bu}_4\text{NCl}$	—	96
7 <sup>c</sup>	$\text{H}_2\text{O}/\text{CH}_2\text{Cl}_2$ 1 : 3, 5% $\text{Bu}_4\text{NCl}$	—	—
8 <sup>d</sup>	$\text{H}_2\text{O}/\text{CH}_2\text{Cl}_2$ 1 : 3, 5% $\text{Bu}_4\text{NCl}$	—	—

<sup>a</sup> 0.4 mmol **a1**, 0.5 mol% **Ptpop-I**, 3 mL solvent, degassed for 15 min under  $\text{N}_2$ , 410 nm LED irradiation, 8 hours. <sup>b</sup> Yield determined by  $^1\text{H}$  NMR spectroscopy using  $\text{CH}_2\text{Br}_2$  as internal standard. <sup>c</sup> No light. <sup>d</sup> No **Ptpop-I**.



Table 2 Substrate scope of dehydrogenation of alcohols by Ptpop-I<sup>a</sup>

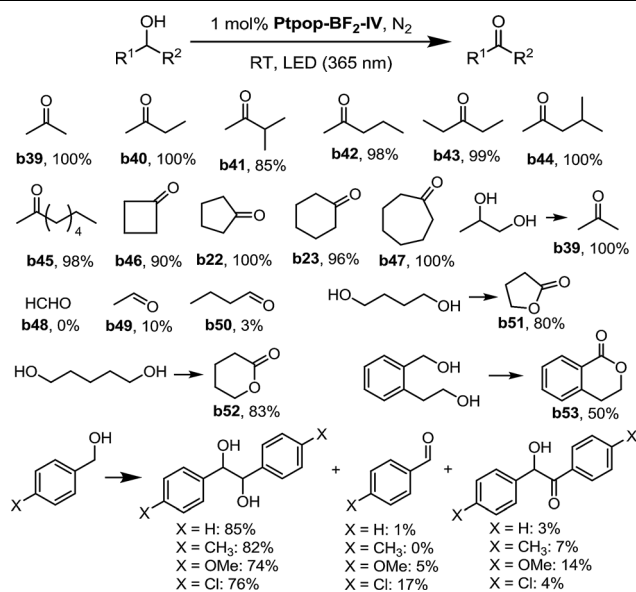
<sup>a</sup> 0.4 mmol alcohol, 5 mol% <sup>t</sup>Bu<sub>4</sub>NCl, H<sub>2</sub>O/CH<sub>2</sub>Cl<sub>2</sub> 1 : 3 (3 mL), under N<sub>2</sub>, 410 nm LEDs irradiation, 8 hours; mol% loading of Ptpop-I is shown in parenthesis, isolated yields. <sup>b</sup> In H<sub>2</sub>O and without <sup>t</sup>Bu<sub>4</sub>NCl. <sup>c</sup> In H<sub>2</sub>O and without <sup>t</sup>Bu<sub>4</sub>NCl, yield of product was determined by GC-FID.

aliphatic alcohols were ineffective substrates under the conditions examined (Table 2, **b22**, **b23**).

Primary benzylic alcohols were found to be effective substrates, but generally less reactive than secondary benzylic alcohols. Various primary benzylic alcohols were oxidized to the corresponding aldehydes in 78–98% yields (Table 2, **b24–b32**, **b36**). Only 55% yield of benzaldehyde was obtained (Table 2, **b33**). The steric effect was also observed when the *ortho*-position of the aromatic ring was substituted, leading to a decrease in reaction efficiency (Table 2, **b34**). 4-Fluorobenzyl alcohol was found to give 4-fluorobenzaldehyde in 45% yield (Table 2, **b35**) together with side products including 4'-fluoroacetophenone, 2-chloro-4'-fluoroacetophenone and 4-fluorobenzoic acid. The ratio of 4-fluorobenzaldehyde : 4'-fluoroacetophenone : 2-chloro-4'-fluoroacetophenone : 4-fluorobenzoic acid was estimated to be 1 : 0.13 : 0.11 : 0.21 by <sup>19</sup>F NMR spectroscopy. The

formation of 2-chloro-4'-fluoroacetophenone suggests that a <sup>•</sup>CH<sub>2</sub>Cl radical may have formed (from CH<sub>2</sub>Cl<sub>2</sub>) and reacted with the  $\alpha$ -hydroxybenzyl radical (*p*-F-PhCH(OH)<sup>•</sup>) generated from hydrogen atom abstraction of 4-fluorobenzyl alcohol with triplet excited Ptpop-I in the reaction. Further chlorine atom abstraction from this acetophenone would give 4'-fluoroacetophenone. A heterocyclic primary alcohol was oxidized to give the corresponding aldehyde with 60% yield (Table 2, **b37**). Remarkably, vanillin, which is widely used in food, fine chemical industries and pharmaceuticals, was obtained in 90% yield by photo-dehydrogenation of 4-hydroxy-3-methoxybenzyl alcohol (Table 2, **b38**). Compared to the previously reported methods,<sup>15</sup> our protocol shortened the synthetic procedures and omitted the use of oxidants and harsh conditions.

The acceptorless dehydrogenation of aliphatic alcohols is more challenging than that of benzylic alcohols due to the larger bond dissociation energies of aliphatic C–H bonds. Although Ptpop-I displayed little reactivity to aliphatic alcohols such as cyclopentanol and cyclohexanol present in limiting amounts (Table 2, **b22** and **b23**), we found that Ptpop-BF<sub>2</sub>-IV, which is a stronger photo-oxidant than Ptpop-I,<sup>14b</sup> could efficiently catalyze aliphatic alcohols oxidation with the evolution of hydrogen gas, under N<sub>2</sub> and 365 nm LED irradiation. ( $E(^3\text{Pt}_2(\text{pop-BF}_2)_4^{4-}/\text{Pt}_2(\text{pop-BF}_2)_4^{5-}) = +0.86 \text{ V}$ ;  $E(^3\text{Pt}_2(\text{pop})_4^{4-}/\text{Pt}_2(\text{pop})_4^{5-}) = +0.70 \text{ V}$ . Values vs. Cp<sub>2</sub>Fe<sup>+/0</sup>). Secondary aliphatic alcohols of different chain lengths were converted into the corresponding ketones with 85–100% yields (Table 3, **b39–b45**). Hydrogen gas was produced at 68% yield in the dehydrogenation reaction of 2-propanol. Various cyclic alcohols were also found to be effectively oxidized to give the corresponding

Table 3 Substrate scope of dehydrogenation of aliphatic alcohols<sup>a</sup>

<sup>a</sup> 0.2 mmol alcohol, 1 mol% Ptpop-BF<sub>2</sub>-IV, under N<sub>2</sub>, CD<sub>3</sub>CN (1 mL) in a NMR tube, 365 nm LED irradiation, 8 hours. Yield determined by <sup>1</sup>H NMR spectroscopy. For dehydrogenation of benzyl alcohols, the reactions were stopped after complete consumption of substrates.



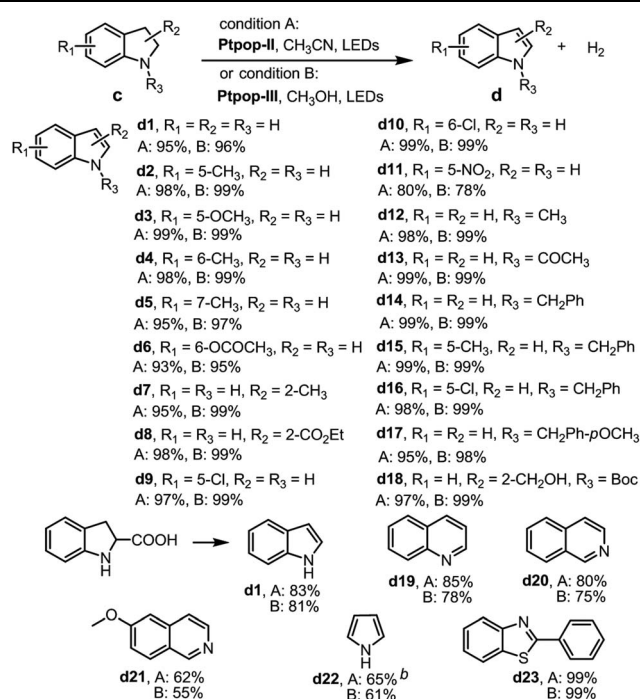


ketones with 90–100% yields (Table 3, **b22**, **b23**, **b46**, **b47**). Interestingly, propane-1,2-diol was converted into acetone instead of its corresponding ketone (Table 3, **b39**). It was proposed that the hydroxyl-alkyl radical generated after hydrogen atom abstraction of propane-1,2-diol by triplet excited **Ptpop-BF<sub>2</sub>-IV** underwent C–O bond cleavage, as suggested by Iglesia as a possible pathway for the formation of acetone though the mechanism of which remains elusive.<sup>16</sup> For primary aliphatic alcohols, though no reaction was observed for methanol (Table 3, **b48**), a small amount of aldehyde was observed for ethanol and butan-1-ol (Table 3, **b49**, **b50**). Importantly, the lactonization of 1,4-butanediol and 1,5-pentanediol proceeded smoothly to yield  $\gamma$ -butyrolactone and  $\delta$ -valerolactone with 80% and 83% product yields, respectively (Table 3, **b51**, **b52**). To test the lactonization selectivity of a benzylic alcohol *versus* an aliphatic alcohol, we subjected 2-(2-(hydroxymethyl)phenyl) ethanol to the reaction; isochroman-1-one was formed as the major product (50% yield) demonstrating the preferential oxidation of the benzylic alcohol over the aliphatic alcohol (Table 3, **b53**).

Although **Ptpop-BF<sub>2</sub>-IV** exhibited superior catalytic activity with aliphatic alcohols and appeared to be a better catalyst than **Ptpop-I**, dehydrogenation of benzyl alcohols with **Ptpop-BF<sub>2</sub>-IV** as the catalyst was found to give hydrobenzoin as major products (74–85%; pinacol coupling product) and relatively low yields of benzaldehydes (0–17%; *cf.* 45–98% with **Ptpop-I** as photocatalyst, Table 2, **b24**–**b35**). Further light irradiation of the reaction mixture could convert hydrobenzoin to benzoin. The possibility that the hydrobenzoin were formed by reductive coupling of aldehydes was excluded since no reaction was observed when 4-chlorobenzaldehyde and 4-methoxybenzaldehyde were subjected to light irradiation with **Ptpop-BF<sub>2</sub>-IV** under the same reaction conditions for 3 hours. However, when the solvent was changed to CD<sub>2</sub>Cl<sub>2</sub>, aldehydes were obtained as the major products in good yields (**b29**: 81%; **b26**: 73%) when 4-chlorobenzyl alcohol and 4-methoxybenzyl alcohol were subjected to steady state photolysis with **Ptpop-BF<sub>2</sub>-IV**. Only very low yields (5–12%) of hydrobenzoin were obtained. We also examined the solvent effect on product distribution in the dehydrogenation of 1-phenylethanol by **Ptpop-I** (Table 1).

Next, we examined the acceptorless dehydrogenation of *N*-heterocycles with [Pt<sub>2</sub>(pop)<sub>4</sub>]<sup>4+</sup> as the photocatalyst. Both **Ptpop-II** and **Ptpop-III** were found to be efficient catalysts for this transformation under N<sub>2</sub> and 410 nm LED irradiation. Various NH-free indolines containing electron-donating or electron-withdrawing groups were converted to the corresponding indoles with 78–99% yield (Table 4, **d1**–**d11**). Dehydrogenation of indoline with **Ptpop-III** also furnished hydrogen with 76% yield. When 2-carboxyl indoline was subjected to the reaction, the decarboxylated indole product **d1** was formed. Dehydrogenation of *N*-methylindoline proceeded smoothly to afford *N*-methylindole with 98% yield (Table 4, **d12**). In the work by Li *et al.*,<sup>8</sup> phenyl or acetyl groups on NH completely inhibited the transformation, while with the present protocol, various *N*-acetyl or phenyl indolines could be transformed into the corresponding indoles with 95–99% yields (Table 4, **d13**–**d17**).

Table 4 Substrate scope of dehydrogenation of saturated *N*-heterocycles<sup>a</sup>

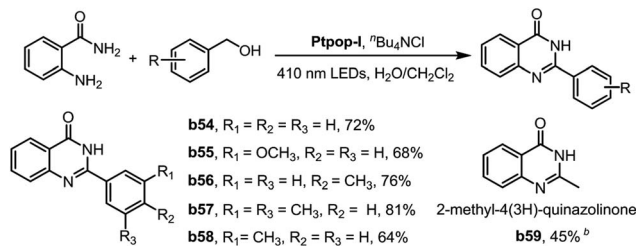


<sup>a</sup> 0.3 mmol saturated *N*-heterocycle, 3 mL solvent, condition A or condition B, under N<sub>2</sub>, 410 nm LED irradiation, 4–12 hours; isolated yield. <sup>b</sup> Determined by GC with FID.

Remarkably, for *N*-Boc indoline containing a benzylic alcohol at the 2-position, selective oxidation of the *N*-heterocycle rather than benzylic alcohol was observed (Table 4, **d18**). 1,2,3,4-Tetrahydroquinoline, 1,2,3,4-tetrahydroisoquinoline and 6-methoxy-1,2,3,4-tetrahydroisoquinoline were also found to give the desired products in moderate to good product yields (Table 4, **d19**–**d21**). Furthermore, 65% yield of pyrrole was obtained by dehydrogenation of 3-pyrroline (Table 4, **d22**). Also, a quantitative yield of benzothiazole was afforded *via* dehydrogenation of 2,3-dihydrobenzothiazole (Table 4, **d23**).

The cascade reaction of aldehydes with *o*-aminobenzamides is a well-known method to construct a quinazolin-4(3*H*)-one skeleton which is prevalent in natural and biological active molecules. The traditional methods for the synthesis of quinazolin-4(3*H*)-ones usually require stoichiometric oxidants or high temperature.<sup>17</sup> In this work, we have realized a one-pot acceptorless dehydrogenation coupling of primary alcohols with *o*-aminobenzamides to furnish quinazolin-4(3*H*)-ones. The photo-reaction of primary benzylic alcohols with *o*-aminobenzamides proceeded smoothly under N<sub>2</sub> to form quinazolin-4(3*H*)-ones with 64–81% yield using **Ptpop-I** as the photocatalyst (Table 5, **b54**–**b58**). It is noteworthy that the biologically active compound 2-methyl-4(3*H*)-quinazolinone was synthesized in one-step with 45% yield using ethanol as the C2 source and **Ptpop-BF<sub>2</sub>-IV** as the photocatalyst (Table 5, **b59**).



Table 5 One-pot cascade synthesis of quinazolin-4(3H)-ones<sup>a</sup>

<sup>a</sup> 0.4 mmol alcohol, 0.2 mmol anthranilamide, 2 mol% **Ptpop-I**, 5 mol% <sup>n</sup>Bu<sub>4</sub>NCl, H<sub>2</sub>O/CH<sub>2</sub>Cl<sub>2</sub> 1 : 3 (3 mL), under N<sub>2</sub>, 410 nm LEDs irradiation, 8 hours; isolated yields. <sup>b</sup> The ethanol solution containing 0.2 mmol anthranilamide and 2 mol% **Ptpop-BF<sub>2</sub>-IV** was under N<sub>2</sub> and 365 nm LEDs irradiation; isolated yield.

The photocatalytic reactions proceeded smoothly on a gram scale with 92% yield of acetophenone, 85% yield of vanillin, 90% yield of indole and 95% yield of acetone (Fig. 2). These results highlight the promise of this simple and easily manipulated protocol for gram-scale application.

To gain more insight into the reaction mechanism, the emission quenching rate constants ( $k_q$ ) of **Ptpop-BF<sub>2</sub>-IV** by alcohols were measured and are shown in Table 6. The  $k_H/k_D$  of 2-propanol and *p*-methoxybenzyl alcohol, 6.33 and 2.37 respectively, reveal that C–H bond cleavage is the rate determining step. The smaller  $k_H/k_D$  ratio for *p*-methoxybenzyl alcohol may be due to a competitive oxidative quenching pathway which generates the cation radical of the electron-rich benzyl alcohol. We investigated the kinetic isotope effect (KIE) of *p*-methoxybenzyl alcohol and 2-propanol (see ESI† for details). As shown in Fig. 3, the KIE for intramolecular and intermolecular competition of photo-dehydrogenation of *p*-methoxybenzyl alcohol by **Ptpop-I** are 3.35 and 3.35, respectively, and that of 2-propanol by **Ptpop-BF<sub>2</sub>-IV** is 4.2, suggesting that the rate-determining step in these reactions involves C–H bond cleavage by the triplet excited  $[Pt_2(pop)_4]^{4-}$  ( $*Pt_2$ ). Based on these results, a plausible reaction pathway is proposed (Fig. 3b). Upon light irradiation,  $\alpha$ -hydrogen atom abstraction from the alcohol by  $*Pt_2$  generates an  $\alpha$ -hydroxybenzyl/ $\alpha$ -hydroxyalkyl radical and H–Pt<sub>2</sub>; further hydrogen atom abstraction from the radical leads to the formation of carbonyl compounds and H<sub>2</sub>–Pt<sub>2</sub>. Reductive elimination of H<sub>2</sub> from H<sub>2</sub>–Pt<sub>2</sub> completes the catalytic cycle.<sup>11,18</sup> For the dehydrogenation of indoline, it was found that in the presence of 1.1 equivalents of styrene, the Markovnikov hydroamination product, 1-(1-phenylethyl)-1H-indole, was obtained with 46% yield. The formation of 1-(1-phenylethyl)-1H-indole might give support to the

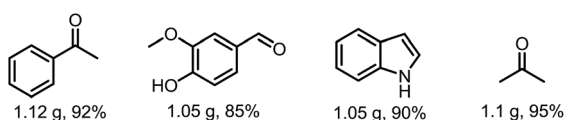


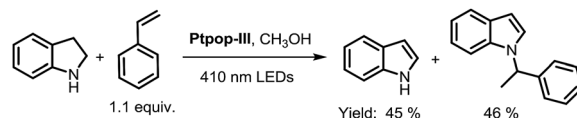
Fig. 2 Gram-scale reactions.

Table 6 Rate constants for the quenching of **Ptpop-BF<sub>2</sub>-IV** by alcohols

Substrates	BDE <sup>a</sup> (kcal mol <sup>-1</sup> )	$k_q^c$ (M <sup>-1</sup> s <sup>-1</sup> )
2-Butanol	93.1	$4.1 \times 10^4$
2-Pentanol	— <sup>b</sup>	$6.0 \times 10^4$
Cyclopentanol	— <sup>b</sup>	$6.0 \times 10^4$
2-Propanol	91	$9.5 \times 10^4$ , $k_H/k_D = 6.33^d$
<i>p</i> -Methoxybenzyl alcohol	— <sup>b</sup>	$2.2 \times 10^6$ , $k_H/k_D = 2.37^d$

<sup>a</sup> C–H bond dissociation energy of the carbinol carbon. <sup>b</sup> Not known. <sup>c</sup> Rate constants for the quenching of phosphorescence of **Ptpop-BF<sub>2</sub>-IV** by alcohol. <sup>d</sup>  $k_H$  refers to  $k_q$  of non-deuterated alcohols whereas  $k_D$  refers to  $k_q$  of deuterated alcohols. For 2-propanol,  $k_D$  was obtained with CD<sub>3</sub>CD(OD)CD<sub>3</sub>; for *p*-methoxybenzyl alcohol,  $k_D$  was obtained with *p*-(CH<sub>3</sub>O)C<sub>6</sub>H<sub>4</sub>CD<sub>2</sub>OH.

involvement of Pt<sub>2</sub>-hydride. With styrene as a trap reagent, Pt<sub>2</sub>-hydride would be captured to form Pt<sub>2</sub>–CH(CH<sub>3</sub>)Ph which further reacted with indoline/indole to give the hydroamination product 1-(1-phenylethyl)-1H-indole.<sup>19</sup>



We conducted nanosecond time-resolved absorption (TA) measurements to gain further insight into the reaction mechanism. **Ptpop-BF<sub>2</sub>-IV** exhibits a TA spectrum with maxima at 327 and 430 nm, and a bleaching signal at 367 nm in degassed CH<sub>3</sub>CN with a decay lifetime of 9.8  $\mu$ s (Fig. 4a). In the presence of *p*-methoxybenzyl alcohol, the absorption evolved to give a long-lived (>100  $\mu$ s; Fig. 4b) spectral profile with maxima at 337 and 408 nm. This can be ascribed to the direct reaction of the substrate and the triplet excited  $[Pt_2(pop-BF_2)_4]^{4-}$ , likely *via* hydrogen atom abstraction to give a mixed-valence  $[Pt_2(pop-BF_2)_4(H)]^{4-}$ . For **Ptpop-III**, the addition of indoline (**c1**) resulted

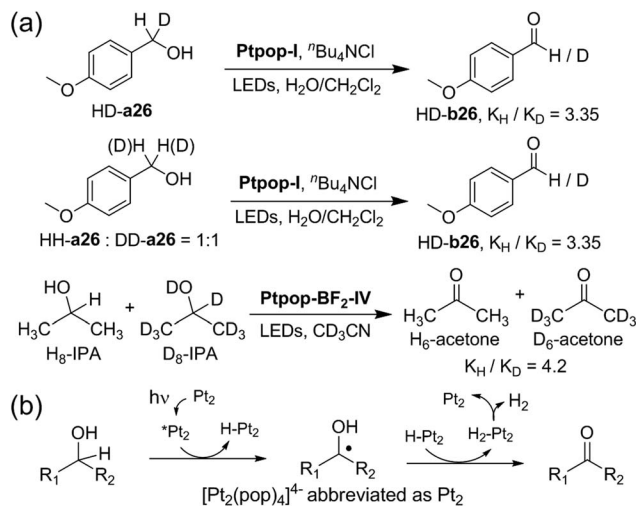


Fig. 3 Mechanistic study. (a) Investigation of kinetic isotopic effect on photo-dehydrogenation of alcohols. (b) Proposed reaction pathway for photo-dehydrogenation of alcohols by  $[Pt_2(pop)_4]^{4-}$ .



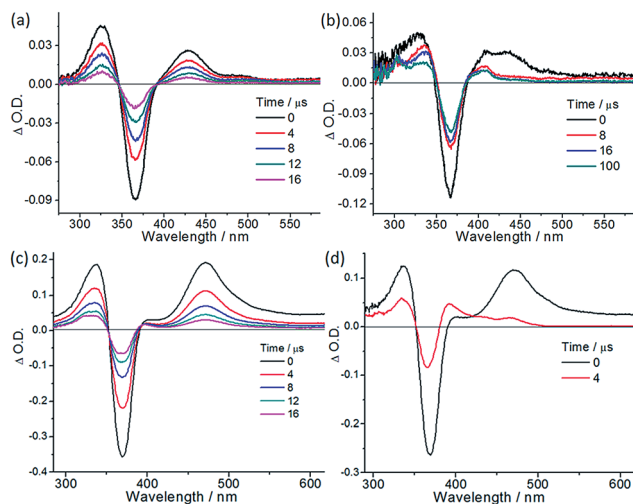


Fig. 4 (a) Nanosecond time-resolved absorption spectra of **Ptpop-BF<sub>2</sub>-IV** ( $3 \times 10^{-5}$  M) and (b) that with 4-methoxybenzyl alcohol (0.1 M) in degassed  $\text{CH}_3\text{CN}$  at room temperature. (c) Nanosecond time-resolved absorption spectra of **Ptpop-III** ( $3 \times 10^{-5}$  M) and (d) that in the presence of indoline (2 mM) in degassed  $\text{MeOH}$  at room temperature.

in emission quenching with a  $k_q$  of  $4.7 \times 10^8 \text{ dm}^3 \text{ mol}^{-1} \text{ s}^{-1}$ . The intensity of the TA maximum at  $\sim 470 \text{ nm}$  decayed quickly with a time constant of  $0.86 \mu\text{s}$ , and a concomitant growth of the TA signal at  $390 \text{ nm}$ , with a time constant of  $0.83 \mu\text{s}$  (Fig. 4c and d). The latter TA spectral profile is long-lived (Fig. S1;†  $\tau = 72 \mu\text{s}$ ), and resembles that obtained in the presence of H-atom donors such as 2-propanol and  $^n\text{BuSnH}$ .<sup>20</sup> This suggests that the triplet excited **Ptpop-III** reacts with indoline *via* hydrogen atom abstraction to give a  $[\text{Pt}_2(\text{pop})_4(\text{H})]^{4-}$  species during the photocatalysis.

Steady state photolysis of **Ptpop-BF<sub>2</sub>-IV** in the presence of *p*-methoxybenzyl alcohol (0.1 M) in degassed  $\text{CH}_3\text{CN}$  gave a new, broad absorption band centered at  $350 \text{ nm}$  within 20 seconds as

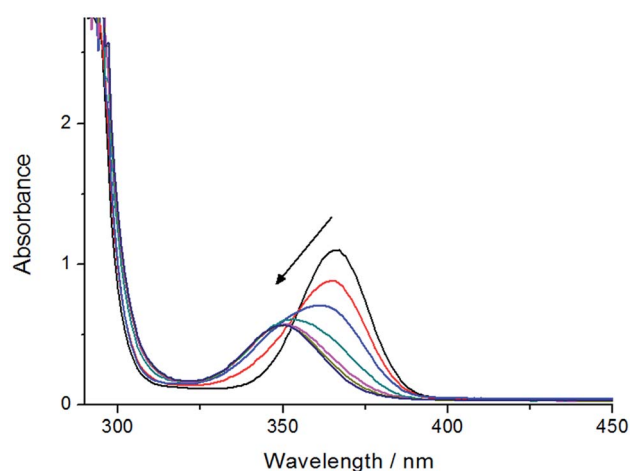


Fig. 5 UV-vis absorption spectral change during steady state photolysis of **Ptpop-BF<sub>2</sub>-IV** ( $3 \times 10^{-5}$  M) in the presence of *p*-methoxybenzyl alcohol (0.1 M) in degassed  $\text{CH}_3\text{CN}$ . The arrow indicates the direction of the change in absorbance upon light irradiation.

shown in Fig. 5. This absorption band is stable without apparent decay in 1 hour at room temperature. In addition, light irradiation of **Ptpop-BF<sub>2</sub>-IV** in the presence of *p*-methoxybenzyl alcohol (30 equiv., 0.15 M) in  $\text{CD}_3\text{CN}$  generated new  $^1\text{H}$  NMR signals from  $-7.0$  to  $-9.4 \text{ ppm}$  (Fig. S2†), which could be assigned to the formation of platinum hydride species in the photochemical reactions. Therefore, the formation of broad absorption band centered at  $350 \text{ nm}$  during steady state photolysis as shown in Fig. 5 may be ascribed to the conversion of **Ptpop-BF<sub>2</sub>-IV** to platinum hydride species *via* hydrogen atom abstraction.

## Conclusion

In summary, here we have described binuclear platinum(II) diphosphite complexes as practical and efficient photocatalysts for oxidant-free and acceptorless dehydrogenation of alcohols, including aliphatic alcohols, and *N*-heterocycles in high yields even under substrate-limiting conditions. The reaction can be used for constructing lactones, quinazolin-4(3*H*)-ones and C–N bonds. The unique reactivity of binuclear platinum(II) diphosphite complexes, as well as the wide substrate scope, mild reaction conditions and scalability of the protocol, underscore the utility and versatility of these photocatalysts for organic transformations with practical relevance.

## Conflicts of interest

There are no conflicts to declare.

## Acknowledgements

This work was supported by the National Key Basic Research Program of China (No. 2013CB834802), the National Natural Science Foundation of China (21801163), STU Scientific Research Foundation for Talents (NTF18003) and Basic Research Program of Shenzhen (JCYJ20160229123546997, JCYJ20160530184056496). We thank Dr Xiao-Yong Chang for solving the X-ray crystal structure of  $(\text{Bu}_4\text{N})_4[\text{Pt}_2(\text{P}_2\text{O}_5(\text{BF}_2)_2)_4]$ .

## Notes and references

- (a) R. C. Larock, *Comprehensive Organic Transformations*, Wiley-VCH, New York, 2nd edn, 1999, p. 1234; (b) I. W. C. E. Arends and R. A. Sheldon in *Modern Oxidation Methods*, ed. J.-E. Bäckvall, Wiley-VCH, Weinheim, 2nd edn, 2010, p. 147; (c) G. E. Döbereiner and R. H. Crabtree, *Chem. Rev.*, 2010, **110**, 681.
- (a) D. B. Dess and J. C. Martin, *J. Am. Chem. Soc.*, 1991, **113**, 7277; (b) I. E. Markó, P. R. Giles, M. Tsukazaki, S. M. Brown and C. J. Urch, *Science*, 1996, **274**, 2044; (c) C. Bolm, A. S. Magnus and J. P. Hildebrand, *Org. Lett.*, 2000, **2**, 1173; (d) L. Gonsalvi, I. W. C. E. Arends and R. A. Sheldon, *Org. Lett.*, 2002, **4**, 1659; (e) B. Guan, D. Xing, G. Cai, X. Wan, N. Yu, Z. Fang, L. Yang and Z. Shi, *J. Am. Chem. Soc.*, 2005, **127**, 18004; (f) J. Ni, W.-J. Yu, L. He, H. Sun, Y. Cao,



- H.-Y. He and K.-N. Fan, *Green Chem.*, 2009, **11**, 756; (g) X. Xie and S. S. Stahl, *J. Am. Chem. Soc.*, 2015, **137**, 3767.
- 3 (a) R. Yamaguchi, C. Ikeda, Y. Takahashi and K.-i. Fujita, *J. Am. Chem. Soc.*, 2009, **131**, 8410; (b) K.-i. Fujita, T. Yoshida, Y. Imori and R. Yamaguchi, *Org. Lett.*, 2011, **13**, 2278; (c) J. Wu, D. Talwar, S. Johnston, M. Yan and J. Xiao, *Angew. Chem., Int. Ed.*, 2013, **52**, 6983; (d) S. Chakraborty, W. W. Brennessel and W. D. Jones, *J. Am. Chem. Soc.*, 2014, **136**, 8564; (e) A. F. G. Maier, S. Tussing, T. Schneider, U. Flörke, Z.-W. Qu, S. Grimme and J. Paradies, *Angew. Chem., Int. Ed.*, 2016, **55**, 12219; (f) M. Kojima and M. Kanai, *Angew. Chem., Int. Ed.*, 2016, **55**, 12224; (g) R. H. Crabtree, *Chem. Rev.*, 2017, **117**, 9228.
- 4 C. K. Prier, D. A. Rankic and D. W. C. MacMillan, *Chem. Rev.*, 2013, **113**, 5322.
- 5 Q. Yin and M. Oestreich, *Angew. Chem., Int. Ed.*, 2017, **56**, 7716.
- 6 Z. Chai, T.-T. Zeng, Q. Li, L.-Q. Lu, W.-J. Xiao and D. Xu, *J. Am. Chem. Soc.*, 2016, **138**, 10128.
- 7 L.-M. Zhao, Q.-Y. Meng, X.-B. Fan, C. Ye, X.-B. Li, B. Chen, V. Ramamurthy, C.-H. Tung and L.-Z. Wu, *Angew. Chem., Int. Ed.*, 2017, **56**, 3020.
- 8 K.-H. He, F.-F. Tan, C.-Z. Zhou, G.-J. Zhou, X.-L. Yang and Y. Li, *Angew. Chem., Int. Ed.*, 2017, **56**, 3080.
- 9 S. Kato, Y. Saga, M. Kojima, H. Fuse, S. Matsunaga, A. Fukatsu, M. Kondo, S. Masaoka and M. Kanai, *J. Am. Chem. Soc.*, 2017, **139**, 2204.
- 10 (a) C.-M. Che, L. G. Butler and H. B. Gray, *J. Am. Chem. Soc.*, 1981, **103**, 7796; (b) C.-M. Che, F. H. Herbstein, W. P. Schaefer, R. E. Marsh and H. B. Gray, *J. Am. Chem. Soc.*, 1983, **105**, 4604.
- 11 D. M. Roundhill, *J. Am. Chem. Soc.*, 1985, **107**, 4354.
- 12 S. Zálíš, Y.-C. Lam, H. B. Gray and A. Vlček, *Inorg. Chem.*, 2015, **54**, 3491.
- 13 D. M. Roundhill, H. B. Gray and C.-M. Che, *Acc. Chem. Res.*, 1989, **22**, 55.
- 14 (a) A. C. Durrell, G. E. Keller, Y.-C. Lam, J. Sýkora, A. Vlček and H. B. Gray, *J. Am. Chem. Soc.*, 2012, **134**, 14201; (b) T. V. Darnton, B. M. Hunter, M. G. Hill, S. Zálíš, A. Vlček and H. B. Gray, *J. Am. Chem. Soc.*, 2016, **138**, 5699.
- 15 W. Fu, L. Yue, X. Duan, J. Li and G. Lu, *Green Chem.*, 2016, **18**, 6136.
- 16 E. Díaz, M. E. Sad and E. Iglesia, *ChemSusChem*, 2010, **3**, 1063.
- 17 S. Parua, S. Das, R. Sikari, S. Sinha and N. D. Paul, *J. Org. Chem.*, 2017, **82**, 7165.
- 18 (a) J. L. Marshall, A. E. Stiegman and H. B. Gray, *ACS Symp. Ser.*, 1986, **307**, 166; (b) D. C. Smith and H. B. Gray, *ACS Symp. Ser.*, 1989, **394**, 356; (c) W. A. Kalsbeck, D. M. Gingell, J. E. Malinsky and H. H. Thorp, *Inorg. Chem.*, 1994, **33**, 3313; (d) A. J. Esswein and D. G. Nocera, *Chem. Rev.*, 2007, **107**, 4022.
- 19 (a) L. K. Vo and D. A. Singleton, *Org. Lett.*, 2004, **6**, 2469; (b) J. F. Hartwig, *Pure Appl. Chem.*, 2004, **76**, 507; (c) M. T. Pirnot, Y.-M. Wang and S. L. Buchwald, *Angew. Chem., Int. Ed.*, 2016, **55**, 48; (d) O.-Y. Kang, B. E. Kim, S. J. Park, D. H. Ryu and H. J. Lim, *Asian J. Org. Chem.*, 2018, **7**, 451.
- 20 (a) D. M. Roundhill, S. J. Atherton and Z.-P. Shen, *J. Am. Chem. Soc.*, 1987, **109**, 6076; (b) C.-M. Che, W. M. Lee, K. C. Cho, P. D. Harvey and H. B. Gray, *J. Phys. Chem.*, 1989, **93**, 3095.

