



Cite this: *Chem. Sci.*, 2019, 10, 3586

All publication charges for this article have been paid for by the Royal Society of Chemistry

Received 13th January 2019
Accepted 12th February 2019

DOI: 10.1039/c9sc00196d

rsc.li/chemical-science

Oxidative organocatalysed enantioselective coupling of indoles with aldehydes that forms quaternary carbon stereocentres†

Nomaan M. Rezayee, Vibeke H. Lauridsen, Line Næsberg, Thanh V. Q. Nguyen, Henriette N. Tobiesen and Karl Anker Jørgensen*

The first organocatalysed, metal-free cross-nucleophile coupling of indoles with α -branched aldehydes forming acyclic stereoselective quaternary carbon centres is presented. Applying an amino acid-derived catalyst with suitable organic oxidants affords the desired enantioenriched indole functionalised products with moderate to excellent yield and enantioselectivity. Two metal-free oxidative protocols employing either DDQ or a sequential approach that uses two organocatalysts to facilitate the use of O_2 as the terminal oxidant are disclosed. These methods are compatible with various indoles ranging from electron-rich to -deficient substituents at the C-2, -5, -6, and -7-positions reacting with a series of different α -branched aldehydes.

Introduction

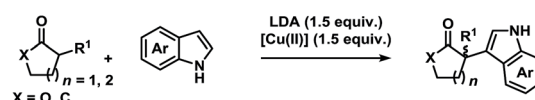
The oxidation of organic compounds serves as a powerful synthetic tool. Classically, transition-metal reagents have been employed to perform this transformation; however, redox-active organic compounds may also function in a similar capacity. While both classes are amenable to range from academic to industrial processes, organic oxidants may provide access to distinct reaction mechanisms leading to complementary reactivity and selectivity.¹

Quinones are an essential class of redox-active organic compounds found in diverse processes spanning from mitochondrial electron transport to the manufacture of industrial chemicals.^{1,2} Highlighting the versatility of quinones, three oxidation states are readily accessible, namely, the fully oxidised quinone, the one-electron reduced semi-quinone, and the two-electron reduced hydroquinone.^{1,2} As such, quinone oxidants may operate through diverse mechanisms *via* closed- or open-shell pathways.^{1,2} While quinone oxidants have been applied to typical oxidation reactions,³ investigations into their application for umpolung reactivity on enamine intermediates in organocatalysis remain unprecedented.⁴

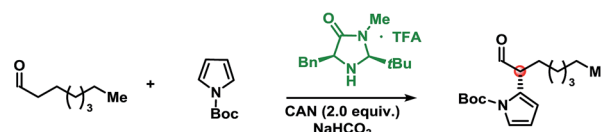
A shift in the classical paradigm of reactivity for cross-nucleophile coupling of enolates was introduced by Kauffman *et al.* and Ito *et al.* using copper oxidants.⁵ This approach was later applied by Baran *et al.* for the α -functionalisation of mainly

ketones and esters with indoles using a super-stoichiometric base and copper-oxidant (Scheme 1a).⁶ The method proceeded with diastereoselectivity in cases where chiral carbonyl compounds were employed (substrate control) and racemic for pro-chiral substrates. Underscoring the value of this methodology is the formation of cyclic quaternary carbon centres, however, only when employing either α -functionalised

a) Cyclic Quaternary Carbons via Oxidative Cross-Nucleophile Coupling (Baran)



b) Enantioselective Organocatalytic SOMO Catalysis (MacMillan)



c) This work: Asymmetric Organocatalysed Cross-Nucleophile Coupling of Aldehydes and Indoles to Form Acyclic Quaternary Carbon Centres



Scheme 1 (a) Oxidative cross-coupling of indoles to aldehydes with LDA and Cu(II). (b) Enantioselective organocatalytic SOMO catalysis using CAN and **3a**. (c) This work: organocatalytic asymmetric cross-nucleophile coupling of indoles with aldehydes applying organic oxidation systems.

Department of Chemistry, Aarhus University, DK-8000 Aarhus C, Denmark. E-mail: kaj@chem.au.dk

† Electronic supplementary information (ESI) available: CCDC 1863137. For ESI and crystallographic data in CIF or other electronic format see DOI: 10.1039/c9sc00196d



γ -butyrolactone or cyclohexenone scaffolds. Compounds bearing the indole motif are of great interest due to their privileged scaffold, since thousands of biologically active compounds contain the indole moiety.⁷

Owing to the congested nature of quaternary carbon stereocentres, asymmetric methodologies to construct these centres have been a long-standing challenge.⁸ As such, the majority of chemical compounds bearing an all carbon quaternary centre are derived from the chiral pool. This highlights the key challenges in the *de novo* synthesis of novel motifs. The advent of new methodologies to shift current synthetic paradigms may provide access to new points of diversity.

With these results serving as inspiration, we sought to develop a novel oxidative asymmetric organocatalytic concept for the oxidative coupling of α -branched aldehydes with indoles.⁹ This approach would provide access to acyclic scaffolds bearing a chiral quaternary carbon centre⁸ that would be otherwise unobtainable using traditional methods from the chiral pool.

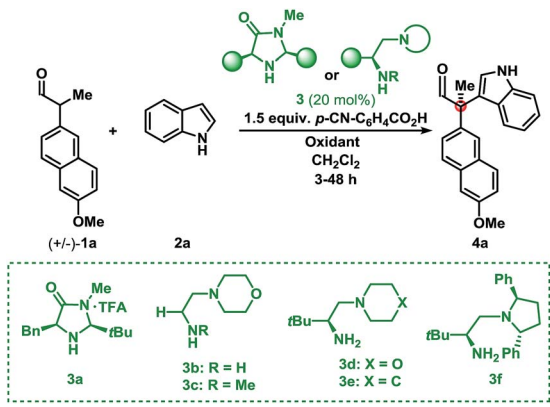
MacMillan *et al.* have disclosed an example of the asymmetric coupling of a Boc-protected pyrrole with octanal using singly occupied molecular orbital (SOMO) catalysis (Scheme 1b).¹⁰ SOMO-activation strategies have mainly used stoichiometric metals as oxidants in combination with an organocatalyst.¹¹

Disclosed herein is a metal-free, enantioselective protocol for the functionalisation of α -branched aldehydes with indoles at the C-3 position (Scheme 1c). The reactions proceed with moderate to excellent yields and enantioselectivities using an amino acid-derived primary amine catalyst and an organic oxidant. Generally, a broad spectrum of the indole coupling partner is well tolerated. Importantly, attempts at accessing these products using traditional single-electron oxidants proved challenging; indicating a potentially alternative mechanism to SOMO catalysis.

Results and discussion

Initial investigations into organocatalysed cross-coupling were undertaken with racemic naproxen derivative **1a** and indole **2a** under standard SOMO-catalysis conditions.¹¹ CAN, in combination with organocatalyst **3a** in DME, led to complete consumption of **1a** without any detection of the indole-coupling product **4a** (Table 1, entries 1 and 2). Attempts to use milder oxidants also known for SOMO activation¹² in combination with **3a** (entry 3) and **3b** (see ESI†) proved unfruitful, leading to a mixture of 1,2-addition products and undesired oxidation products (see Fig. 1).¹³ Finally, using the primary-amine catalyst **3b** and the two-electron oxidant DDQ, the desired indole cross-coupled product **4a** could be isolated. However, isolation of the desired α -functionalised aldehyde inadequately reflected the observed NMR yield. The remaining mass balance may be accounted for by the 1,2-addition of the indole to the aldehyde (Fig. 1). Use of pre-treated Iatrobeads remedied the undesired reactivity leading to a 38% yield of racemic **4a** (entry 4). Interestingly, using the methylated analog of **3b**, catalyst **3c** did not provide the desired product, which suggests critical

Table 1 Screening of catalysts and oxidants for the enantioselective coupling of aldehyde **1a** to indole **2a**^a



Entry	Cat.	Oxidant	Temp. (°C)	Yield (%)	ee (%)
1 ^b	3a	CAN	RT	0	—
2 ^b	3a	CAN	−20	0	—
3 ^b	3a	Cu(OTf) ₂	−20	0	—
4 ^c	3b	DDQ	RT	38	—
5 ^c	3c	DDQ	RT	0	—
6 ^c	3d	DDQ	RT	41	66
7	3d	DDQ	RT	70	70
8	3d	Fluoranil	RT	31	63
9	3d	Chloranil	RT	10	43
10	3e	DDQ	RT	63	58
11	3f	DDQ	RT	64	82
12 ^d	3f	DDQ	RT	73	94

^a Performed on a 0.10 mmol scale under Ar: 1.0 equiv. **1a**, 5.0 equiv. **2a**, 0.20 equiv. **3**, 1.5 equiv. acid, 1.1 equiv. oxidant and 0.4 mL CH₂Cl₂. ^b 2.0 equiv. oxidant and 0.4 mL DME. ^c Acid omitted. ^d DDQ added in two portions.

involvement of the N–H moiety of the primary amine catalyst to obtain the desired product (entry 5).

As a proof-of-concept, chiral aminocatalyst **3d** afforded the oxidative cross-coupling product **4a** with 66% ee, albeit in a low 41% yield (Table 1, entry 6). The low yield can be attributed to poor product selectivity with **3d**. Benzoic acid additives were



Fig. 1 Potential byproducts during the screening for the oxidative coupling of indoles to aldehydes. * = Relative to aldehyde.



investigated to improve the yield and enantioselectivity; however, the additive also affected the reaction outcome resulting in the formation of various byproducts (see ESI† and Fig. 1). While homo-coupling of the aldehyde was not observed, other α -functionalised products obtained from undesired oxidations were identified.¹⁴ The origin of these products was not investigated.

Substitution on the quinone oxidant was also investigated. Both fluoranil and chloranil were shown to be competent two-electron oxidants for this transformation, however in reduced yields compared to DDQ (Table 1, entries 8 and 9). The yields seem to be related to the first reduction potential of the oxidant (DDQ = 0.54 V, chloranil = 0.01 V, and fluoranil -0.04 V vs. SCE).^{14d,f} Finally, other *L*-tert-leucine-derived organocatalysts were evaluated to perform this transformation. A survey of catalysts **3d**, **3e**, and **3f** showed the same major enantiomer and improvements in yield and enantioselectivity (entries 7, 10, and 11). Applying catalyst **3f** and portion-wise addition of DDQ¹⁵ further enhanced the yield and enantioselectivity of **4a** to 73% and 94% ee (entry 12).

Development of a metal-free oxidative protocol with excellent enantioselectivity prompted us to evaluate the scope of the indole coupling partners (Table 2). The method proved general as indoles with electron-donating or electron-withdrawing groups were converted to the cross-coupled products.

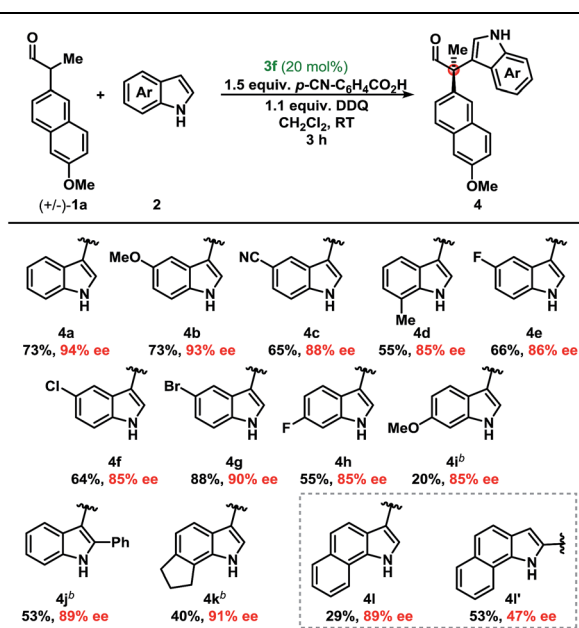
Indoles bearing halogens were well-tolerated leading to high enantioselectivity. Compounds **4f** and **4g** are of particular interest as they are amenable to subsequent palladium-catalysed cross-coupling reactions. Importantly, the absolute

configuration of **4g** was determined by X-ray crystallographic analysis and the remaining products were assigned by analogy. Further analysis demonstrated the scope of the indole coupling partner where functionalisation of the 7-, 6-, 2-, or even 6,7-positions of the indole were converted to the desired product with high enantioselectivity. It should also be noted that the presence of a C-2-phenyl substituent on the indole afforded **4j** with high enantioselectivity. Notably, regioisomers were isolated in the case of **4l** in a *ca.* 1 : 2 ratio yielding 89% and 47% ee, respectively (*vide infra*).

Moving from the electron-rich aldehyde **1a** to the naphthyl-moiety, shown in product **4m**, comparable yield and stereo-selectivity were retained (Table 3). Transitioning from the extended π -system of the naphthyl-moiety to phenyl-derivatives **4n-p**, minimal changes in enantioselectivities were observed except in the case of **4p**. Taken in context with the results from **4n** and **4o**, a trend was observed where electron-rich aldehydes were more easily converted to the desired product.

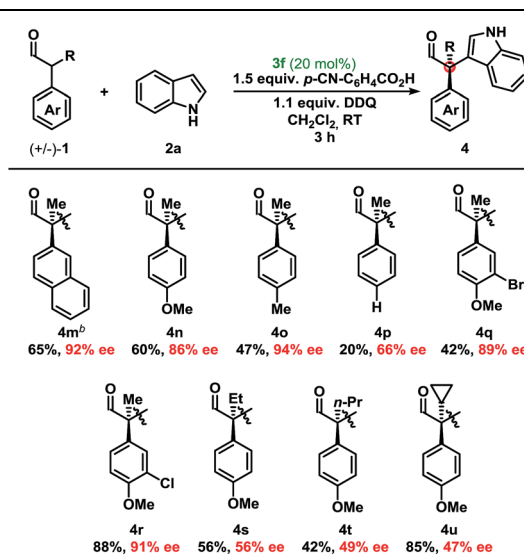
Additional modifications to the anisole-bearing aldehyde moiety were made. We were pleased to find that halogens, specifically in the cases of **4q** and **4r**, were well tolerated, allowing for further synthetic elaborations upon formation of the chiral quaternary carbon centre. Alterations in the α -branched alkyl group showed a clear influence moving from Me- (**4n**, 86% ee) to Et- (**4s**, 56% ee) to *n*-Pr- (**4t**, 49% ee), and cyclopropyl- (**4u**, 47% ee) substitution. Although decreased enantioselectivities were observed with deviation from the methyl group, we were encouraged to find that this methodology could be extended to form highly congested quaternary carbon centres in up to 85% yield and with moderate enantioselectivity without optimisation of the aminocatalyst. It should

Table 2 Enantioselective coupling of various indoles to aldehyde **1a** applying DDQ as the oxidant^a



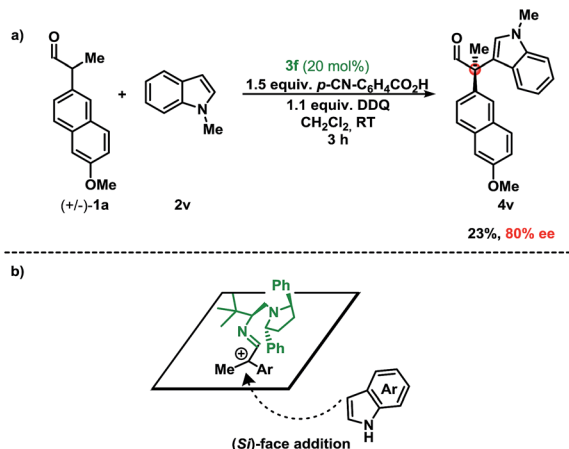
^a Performed on a 0.10 mmol scale under Ar: 1.0 equiv. **1a**, 5.0 equiv. **2**, 0.20 equiv. **3f**, 1.5 equiv. acid, 1.1 equiv. DDQ (in two portions), and 0.4 mL CH₂Cl₂. ^b After 3 h, another 0.50 equiv. of DDQ was added and stirred overnight.

Table 3 Enantioselective coupling of indole **2a** to aldehydes applying DDQ as the oxidant^a



^a Performed on a 0.10 mmol scale under Ar: 1.0 equiv. **1**, 5.0 equiv. **2a**, 0.20 equiv. **3f**, 1.5 equiv. acid, 1.1 equiv. DDQ (in two portions), and 0.4 mL CH₂Cl₂. ^b Reaction stirred for 5 h.





Scheme 2 (a) Results for the oxidative coupling of *N*-methyl indole **2v** with aldehyde **1a**. (b) Stereochemical model for the approach of indole to the proposed intermediate.

be noted that non- α -branched aldehydes were not amenable to this methodology leading to decomposition.

Following the examination of the coupling partners, key empirical observations were used to reveal insights into the reaction mechanism.

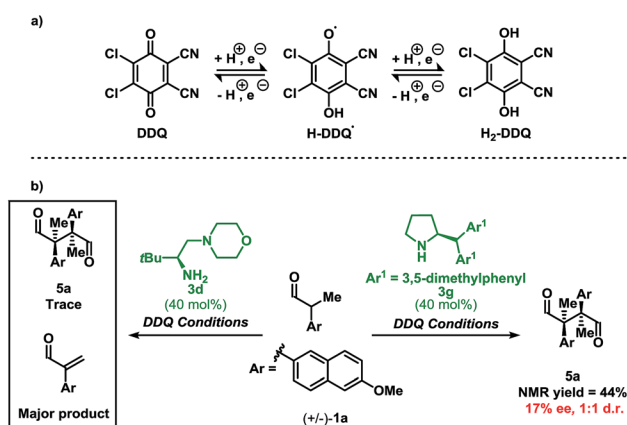
First, stereoselection using a chiral aminocatalyst implies that the catalyst is involved in the stereodetermining step (Scheme 2). Second, the stoichiometry of the oxidant relative to the indole suggests preferential oxidation of the enamine. This is consistent with the trend observed, where the more electron-rich aldehyde resulted in higher yields. Furthermore, delineations from previous methods under reaction conditions (acidic vs. basic), suggest that the deprotonation and subsequent oxidation mechanism are improbable under these conditions.^{6,16} Finally, the regioselectivity (C-3 vs. C-2) of the indole coupling partner, shown in **4I/4I'**, indicates indole as a nucleophile. Extension of the fused aromatic in **2I** allows for a decreased energetic penalty for the breaking of aromaticity in the phenyl core, thus revealing an electronically isolated pyrrole moiety that is also nucleophilic at the C-2 position.^{7b} While a radical recombination mechanism cannot be dismissed, the stoichiometry of the aldehyde and indole (1.0 to 5.0 equiv.) vs. the oxidant (1.1 equiv.) deems the mechanism unlikely. In order to investigate the potential involvement of hydrogen-bonding of the NH-moiety of the indole with catalyst **3f** in the enantioselectivity of the reaction, the oxidative coupling of *N*-methyl indole **2v** with the aldehyde **1a** was performed (Scheme 2a). Since the enantiomeric excess is maintained (compared to indole **2a**) despite the lack of a hydrogen-donor in **2v**, this indicates that **3f** acts a steric-shielding catalyst. Based on this result and the absolute configuration of the chiral product obtained, we propose that the indole approaches from the bottom-face (*Si*-face) resulting in the absolute configuration as (*R*), due to steric-shielding of the *Re*-face as presented in Scheme 2b (for DFT-calculated models of the proposed intermediate, see ESI[†]). As a result we believe that **3f** improves the enantioselectivity compared to **3d** due the increased steric bulk of the diaryl pyrrolidine moiety.

A more nuanced discussion regarding the oxidation of the enamine species using DDQ is warranted. Quinones are versatile oxidants and have access to three different oxidation states shown in Scheme 3a. While SOMO catalysis typically employs two equivalents of a single-electron oxidant, in the case of DDQ, one equivalent of quinone may facilitate the oxidation event. To probe whether DDQ is able to operate as a single-electron oxidant (SOMO catalysis) or two-electron oxidant under the present reaction conditions, we applied DDQ to a system proposed to operate *via* SOMO catalysis shown in Scheme 3b.

When using DDQ combined with the secondary amine catalyst **3g**, the homo-coupled product **5a** was obtained in 44% yield (Scheme 3b). However, unlike Ag_2CO_3 , which leads to **5a** in 92% ee and 12 : 1 d.r.,^{13d} only a 17% ee and a 1 : 1 d.r. was observed under the present reaction conditions. These results confirm that DDQ may operate as a one-electron oxidant when applying a secondary amine catalyst. Finally, highlighting a key distinction, replacing the secondary amine catalyst **3g** with the primary amine catalyst **3d** leads to only trace homo-coupled product **5a** (see ESI[†]). The major product detected under these conditions was the α,β -unsaturated aldehyde which originates from a two-electron oxidation. Furthermore, other two-electron oxidation products, as shown in Fig. 1, were also detected.

Placing these results in context, a clear demarcation among primary amine and secondary amine catalysts can be distinguished. Shown in Scheme 4a is the direct comparison for the coupling of aldehyde **1n** with indole **2a** using primary amine catalyst **3b**, and the secondary amine analog **3c**. While the primary amine catalyst **3b** furnished the coupled product in a 42% yield, application of the secondary amine catalyst **3c** did not lead to the desired product.

To gain insight into the divergence in reactivity, ionization potentials (IPs) of the enamines resulting from **3b** and **3c** were used to discern potential intermediates (Scheme 4b).^{13c} In the case of primary amine catalyst **3b** (enamine **I**) and secondary amine catalyst **3c** (enamine **V**), the initial IP required to form the radical is 4.4 eV. These data imply that the radical intermediates



Scheme 3 (a) Common oxidation states of DDQ. (b) Homo-coupling of **1a** using a secondary amine catalyst (right) and a primary amine catalyst (left). DDQ conditions: 0.2 mmol **1a**, 0.40 equiv. **3**, 1.5 equiv. $p\text{-NO}_2\text{-C}_6\text{H}_4\text{CO}_2\text{H}$, 1.5 equiv. DDQ, and 0.4 mL CH_2Cl_2 at RT.





Scheme 4 (a) Organocatalyzed coupling of indoles and aldehydes: primary vs. secondary amine catalysts (see Table 2 for conditions). (b) Calculated ionization potentials for putative intermediates.¹²

(II and VI) may be accessible using either catalyst since the initial IP for both intermediates are degenerate. Thus, if the product results from SOMO catalysis, both catalysts would be sufficient to facilitate the transformation. However, the experimental results from Scheme 4a demonstrate that the desired coupling product (4n), for the reaction of aldehyde 1n with indole 2a, is only formed when employing the primary amine catalyst 3b, potentially implying an alternative reactive intermediate to the one operating in SOMO catalysis. Continued evaluation of IPs from the II and VI highlights a key energetic difference among the two radical cations. Oxidation of VI provides a dicationic intermediate with an IP of 5.5 eV. Unlike VI, II has the flexibility to vary in the protonation state which influences the IP. Deprotonation of the cationic II to III yields a neutral radical which may be oxidised to cationic IV requiring a significantly lower IP of 4.7 eV. These distinctions may contribute to the difference in reactivity between the primary- and secondary amine catalysts disclosed in Scheme 4a.

Furthermore, we have also attempted to apply typical single-electron probes such as radical clocks and traps which have proven inconclusive with no evidence of radical formation (see ESI†). Though not definitive, taken together these results indicate a preference for a two-electron oxidation prior to the nucleophilic attack when using DDQ in conjunction with a primary amine catalyst. A putative mechanism is illustrated in Scheme 5.

While DDQ may be operating as a two-electron oxidant, several oxidative manifolds may be accessible. Elegant studies by Mayr *et al.* have investigated the propensity to oxidise various nucleophiles through outer-sphere charge transfer or inner-sphere electron transfer *via* “C” or “O” attack of the quinone electrophile.^{14df} Isolable products related to the latter case have recently been reported arising from the α -oxidation of ketones using a phosphoric acid catalyst and 1,4-benzoquinones.¹⁷



Scheme 5 Plausible reaction mechanism.

An underlying impetus for the use of DDQ in the developed methodology was to not only provide a metal-free route to these products but to also try to utilise O₂ as the terminal oxidant. An NO/NO₂-cycle can act as an intermediary catalyst to oxidise the resulting hydroquinone, H₂-DDQ to DDQ, yielding H₂O as the byproduct.¹⁸

Sub-stoichiometric quantities of *t*-butyl nitrite and organocatalyst 3f were employed with H₂-DDQ to perform this cross-coupling. Due to incompatibility between NO_x and the aldehyde, a sequential approach was undertaken where *t*-butyl nitrite and H₂-DDQ were first combined under an O₂ atmosphere to generate DDQ and then added to the reaction mixture. Table 4 demonstrates a proof-of-concept in applying O₂ as the terminal oxidant.

The results in Table 4 demonstrate that the yields and stereoselectivities were generally comparable to those of their stoichiometric counterparts for the aerobic cross-coupling of indoles to aldehydes.

Table 4 Enantioselective coupling of indoles to aldehydes using O₂ as the terminal oxidant^a



^a Performed on a 0.10 mmol scale under O₂: 0.20 equiv. *t*BuONO, 2.0 equiv. H₂-DDQ in 0.4 mL CH₂Cl₂. After 1.5 h, the solvent was removed *via* evaporation and added portion-wise to a second vial containing 1.0 equiv. 1, 5.0 equiv. 2, 0.20 equiv. 3f, 1.5 equiv. acid, and 0.4 mL CH₂Cl₂ under Ar. Reactions were run for 3 h.



Conclusions

In summary, this article describes the first enantioselective oxidative cross-coupling of indoles with aldehydes using an amino acid-derived organocatalyst and an organic oxidant. Two different organic oxidative protocols have been disclosed using DDQ or O₂ as the terminal oxidant to construct quaternary carbon centres bearing the indole moiety. Importantly, preliminary studies suggest that DDQ may operate as a two-electron oxidant prior to nucleophilic addition. This general method allows for the metal-free construction of acyclic quaternary carbon centres using α -branched aldehydes with indoles ranging from electron-rich to -deficient substitution patterns providing enantioselectivities up to 94% ee.

Conflicts of interest

There are no conflicts to declare.

Acknowledgements

This work was made possible by grants from Carlsberg Foundation's 'Semper Ardens' programme, FNU, Aarhus University and DNRF. H. N. T. thanks Novo Nordisk for a PhD grant. Thanks are expressed to Dr Gabriel J. Reyes-Rodríguez for performing the DFT calculations.

Notes and references

- 1 A. E. Wendlandt and S. S. Stahl, *Angew. Chem., Int. Ed.*, 2015, **54**, 14638–14658.
- 2 (a) D. Walker and J. D. Hiebert, *Chem. Rev.*, 1967, **67**, 153–195; (b) E. J. Son, J. H. Kim, K. Kim and C. B. Park, *J. Mater. Chem. A*, 2016, **4**, 11179–11202.
- 3 (a) Y. Hayashi, T. Itoh and H. Ishikawa, *Angew. Chem., Int. Ed.*, 2011, **50**, 3920–3924; (b) F. Huang, L. Xu and J. Xiao, *Chin. J. Chem.*, 2012, **30**, 2721–2725; (c) Z. Meng, S. Sun, H. Yuan, H. Lou and L. Liu, *Angew. Chem., Int. Ed.*, 2013, **53**, 543–547; (d) G. Zhang, Y. Ma, S. Wang, W. Kong and R. Wang, *Chem. Sci.*, 2013, **4**, 2645–2651; (e) Z. Xie, X. Zan, S. Sun, X. Pan and L. Liu, *Org. Lett.*, 2016, **18**, 3944–3947.
- 4 For a review on organocatalysis combined with oxidations: L. Zhu, D. Wang, Z. Jia, Q. Lin, M. Huang and S. Luo, *ACS Catal.*, 2018, **8**, 5466–5484.
- 5 (a) T. Kauffmann, G. Beissner, H. Berg, E. Köppelmann, J. Legler and M. Schönfelder, *Angew. Chem., Int. Ed.*, 1968, **7**, 540–541; (b) Y. Ito, T. Konoike, T. Harada and T. Saegusa, *J. Am. Chem. Soc.*, 1977, **99**, 1487–1493.
- 6 P. S. Baran and J. M. Richter, *J. Am. Chem. Soc.*, 2004, **126**, 7450–7451.
- 7 (a) G. Bartoli, G. Bencivenni and R. Dalpozzo, *Chem. Soc. Rev.*, 2010, **39**, 4449–4465; (b) R. Dalpozzo, *Chem. Soc. Rev.*, 2015, **44**, 742–778; (c) J.-B. Chen and Y.-X. Jia, *Org. Biomol. Chem.*, 2017, **15**, 3550–3567.
- 8 For selected examples and reviews on the formation of quaternary stereocentres, see: (a) A. Gualandi, D. Petruzzello, E. Emer and P. G. Cozzi, *Chem. Commun.*, 2012, **48**, 3614–3616; (b) J. Feng, M. Holmes and M. J. Krische, *Chem. Rev.*, 2017, **117**, 12564–12580; (c) Y. Liu, S.-J. Han, W.-B. Liu and B. M. Stoltz, *Acc. Chem. Res.*, 2015, **48**, 740–751; (d) K. W. Quasdorf and L. E. Overman, *Nature*, 2014, **516**, 181–191; (e) E. Picazo, S. M. Anthony, M. Giroud, A. Simon, M. A. Miller, K. N. Houk and N. K. Garg, *J. Am. Chem. Soc.*, 2018, **140**, 7605–7610; (f) A. E. Wendlandt, P. Vangal and E. N. Jacobsen, *Nature*, 2018, **556**, 447–451.
- 9 For the formation of related products see: (a) M. A. Saputra, B. Nepal, N. S. Dange, P. Du, F. R. Fronczek, R. Kumar and R. Kartika, *Angew. Chem., Int. Ed.*, 2018, **57**, 15558–15562; (b) M. Schlegel and C. Schneider, *Chem. Commun.*, 2018, **54**, 11124–11127.
- 10 T. D. Beeson, A. Mastracchio, J.-B. Hong, K. Ashton and D. W. C. MacMillan, *Science*, 2007, **316**, 582–585.
- 11 (a) J. C. Conrad, J. Kong, B. N. Laforteza and D. W. C. MacMillan, *J. Am. Chem. Soc.*, 2009, **131**, 11640–11641; (b) K. C. Nicolaou, R. Reingruber, D. Sarlah and S. Bräse, *J. Am. Chem. Soc.*, 2009, **131**, 2086–2087.
- 12 S. Rendler and D. W. C. MacMillan, *J. Am. Chem. Soc.*, 2010, **132**, 5027–5029.
- 13 (a) M. Mečiarová, P. Tisovský and R. Šebesta, *New J. Chem.*, 2016, **40**, 4855–4864; (b) L. Næsberg, V. Corti, L. A. Leth, P. H. Poulsen and K. A. Jørgensen, *Angew. Chem., Int. Ed.*, 2018, **57**, 1606–1610; (c) L. A. Leth, L. Næsberg, G. J. Reyes-Rodríguez, H. N. Tobiesen, M. V. Iversen and K. A. Jørgensen, *J. Am. Chem. Soc.*, 2018, **140**, 12687–12690; (d) L. Næsberg, L. A. Leth, G. J. Reyes-Rodríguez, T. A. Palazzo, V. Corti and K. A. Jørgensen, *Chem.-Eur. J.*, 2018, **24**, 14844–14848.
- 14 (a) K. Kaneda, T. Itoh, N. Kii, K. Jitsukawa and S. Teranishi, *J. Mol. Catal.*, 1982, **15**, 349–365; (b) J. H. P. Utley and G. G. Rozenberg, *J. Appl. Electrochem.*, 2003, **33**, 525–532; (c) P. S. Baran and M. P. DeMartino, *Angew. Chem., Int. Ed.*, 2006, **45**, 7083–7086; (d) X. Guo and H. Mayr, *J. Am. Chem. Soc.*, 2013, **135**, 12377–12387; (e) Y.-F. Liang and N. Jiao, *Angew. Chem., Int. Ed.*, 2013, **53**, 548–552; (f) X. Guo and H. Mayr, *J. Am. Chem. Soc.*, 2014, **136**, 11499–11512; (g) S.-B. D. Sim, M. Wang and Y. Zhao, *ACS Catal.*, 2015, **5**, 3609–3612.
- 15 N. N. Karpyshev, O. D. Yakovleva, E. P. Talsi, K. P. Bryliakov, O. V. Tolstikova and A. G. Tolstikov, *J. Mol. Catal. A: Chem.*, 2000, **157**, 91–95.
- 16 (a) J. M. Richter, B. W. Whitefield, T. J. Maimone, D. W. Lin, M. P. Castroviejo and P. S. Baran, *J. Am. Chem. Soc.*, 2007, **129**, 12857–12869; (b) P. S. Baran and M. Jessing, *Heterocycles*, 2011, **82**, 1739–1745.
- 17 G. A. Shevchenko, B. Oppelaar and B. List, *Angew. Chem., Int. Ed.*, 2018, **57**, 10756–10759.
- 18 (a) C. Qiu, L. Jin, Z. Huang, Z. Tang, A. Lei, Z. Shen, N. Sun, W. Mo, B. Hu and X. Hu, *ChemCatChem*, 2012, **4**, 76–80; (b) L. Bering, F. M. Paulussen and A. P. Antonchick, *Org. Lett.*, 2018, **20**, 1978–1981; (c) C. Song, X. Dong, H. Yi, C.-W. Chiang and A. Lei, *ACS Catal.*, 2018, **8**, 2195–2199.

