



Cite this: *Chem. Sci.*, 2019, 10, 9865

All publication charges for this article have been paid for by the Royal Society of Chemistry

Palladium-catalyzed decarbonylative Suzuki–Miyaura cross-coupling of amides by carbon–nitrogen bond activation†

Tongliang Zhou,^b Chong-Lei Ji,^c Xin Hong^{id}*^c and Michal Szostak^{id}*^{ab}

Palladium-catalyzed Suzuki–Miyaura cross-coupling of aryl halides is widely employed in the synthesis of many important molecules in synthetic chemistry, including pharmaceuticals, polymers and functional materials. Herein, we disclose the first palladium-catalyzed decarbonylative Suzuki–Miyaura cross-coupling of amides for the synthesis of biaryls through the selective activation of the N–C(O) bond of amides. This new method relies on the precise sequence engineering of the catalytic cycle, wherein decarbonylation occurs prior to the transmetalation step. The reaction is compatible with a wide range of boronic acids and amides, providing valuable biaryls in high yields (>60 examples). DFT studies support a mechanism involving oxidative addition, decarbonylation and transmetalation and provide insight into high N–C(O) bond activation selectivity. Most crucially, the reaction establishes the use of palladium catalysis in the biaryl Suzuki–Miyaura cross-coupling of the amide bond and should enable the design of a wide variety of cross-coupling methods in which palladium rivals the traditional biaryl synthesis from aryl halides and pseudohalides.

Received 27th June 2019
Accepted 31st August 2019

DOI: 10.1039/c9sc03169c

rsc.li/chemical-science

Introduction

Palladium-catalyzed cross-coupling reactions are fundamental methods for the construction of many important molecules in chemical synthesis and these reactions are widely used to expedite the synthesis of target motifs.^{1–3} In particular, due to broad generality, predictable functional group tolerance, high reaction selectivity and operational simplicity, palladium-catalyzed cross-couplings have enabled rapid progress in the development of improved medicines, precise electronic devices, and multifunctional dyes that broadly benefit society.^{4–6}

While typical Suzuki–Miyaura cross-couplings employ aryl halides as electrophiles, unconventional C–X (X = O, N, S) cross-coupling partners have attracted significant attention because they enable an orthogonal selectivity paradigm.^{4–6} In this context, amides (X = CONR₂) are particularly attractive as aryl electrophiles in the Suzuki–Miyaura cross-coupling because amides are among the most widespread functional groups in chemical science,⁷ including in the synthesis of pharmaceuticals, and play an essential role as linkages in peptides and

proteins.^{8,9} While significant progress has been achieved in cross-coupling of amides enabled by selective metal insertion into the N–C(O) amide bond ($n_N \rightarrow \pi_{CaO}^*$ conjugation, 15–20 kcal mol^{−1} in planar amides),^{10–14} the palladium-catalyzed Suzuki–Miyaura biaryl cross-coupling of amides has been a major challenge (Fig. 1A).

Herein, we disclose the first palladium-catalyzed decarbonylative Suzuki–Miyaura cross-coupling of amides for the

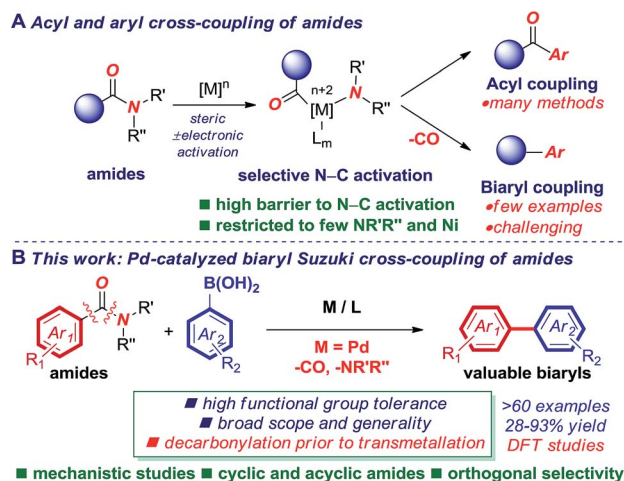


Fig. 1 (A) Acyl- and decarbonylative cross-coupling of amides. (B) Pd-catalyzed decarbonylative biaryl cross-coupling of amides enabled by sequence engineering (this study).

^aCollege of Chemistry and Chemical Engineering and Key Laboratory of Auxiliary Chemistry and Technology for Chemical Industry, Ministry of Education, Shaanxi University of Science and Technology, Xi'an 710021, China

^bDepartment of Chemistry, Rutgers University, 73 Warren Street, Newark, NJ 07102, USA. E-mail: michal.szostak@rutgers.edu

^cDepartment of Chemistry, Zhejiang University, Hangzhou 310027, China. E-mail: hxchem@zju.edu.cn

† Electronic supplementary information (ESI) available: Experimental details and characterization data. See DOI: 10.1039/c9sc03169c



synthesis of biaryls (Fig. 1B). This new method relies on the precise sequence engineering of the catalytic cycle, wherein decarbonylation occurs prior to the transmetalation step. The reaction proceeds through the selective activation of the N–C(O) bond of both cyclic and acyclic amides. DFT studies were conducted and support a mechanism involving oxidative addition, decarbonylation and transmetalation, and provide insight into the origin of the high N–C(O) bond activation selectivity. The reaction shows unprecedented generality and functional group tolerance in decarbonylative amide bond cross-coupling, providing valuable biaryls in high yields (>60 examples). Most crucially, the reaction establishes versatile palladium catalysis for the synthesis of high-value biaryls from amides, rivaling the substrate scope achieved with the traditional Suzuki cross-coupling of aryl halides.

Results and discussion

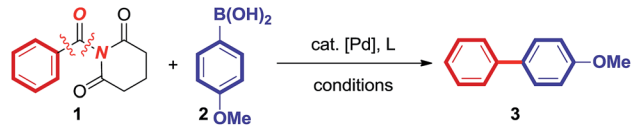
The decarbonylative biaryl Suzuki–Miyaura cross-coupling of amides is a challenging reaction, in which several elementary organometallic steps must occur in a well-engineered sequence.^{15–18} To date, very few examples of the biaryl Suzuki–Miyaura cross-coupling of amides have been reported; all of them limited to nickel-catalysis.¹⁵ The high reactivity of Ni has been ascribed to a facile CO migration, which permitted for transmetalation preceding decarbonylation.¹⁸ However, Ni-catalyzed biaryl Suzuki coupling of amides has been severely limited to specific substrate combinations and showed narrow functional group tolerance.

In consideration of the tremendous utility of Pd-catalyzed cross-couplings in organic synthesis,^{19,20} we questioned whether general palladium catalysis might be applied for the decarbonylative biaryl Suzuki–Miyaura cross-coupling of amides by N–C(O) bond activation. Our investigation started with evaluation of the coupling of a challenging, electronically-neutral *N*-benzoyl glutarimide (**1**) with 4-methoxyphenyl boronic acid (**2**) in the presence of various Pd catalysts (Table 1); note that this combination is unsuccessful using Ni catalysis. After very extensive optimization (Table 1 and ESI†), we found that a catalytic system using Pd(dppf)Cl₂ (5 mol%) in the presence of close to a stoichiometric amount of boronic acid (1.2 equiv.) and NaHCO₃ (3.0 equiv.) in dioxane at 160 °C, delivered the desired biaryl product in 90% yield and >10 : 1 biaryl : ketone selectivity (entry 1). Interestingly, a comparable efficiency was observed using Pd(dppb)Cl₂ (5 mol%) as the precatalyst (entry 2). The use of a weak base is crucial (entries 8–15). From the outset, we hypothesized that the use of a weak base would slow down transmetalation,²¹ permitting for decarbonylation preceding aryl transfer. Furthermore, the effect of boronic acid stoichiometry (entries 1–8) as well as the counterion (entries 19–20) is the key in determining the selectivity for the formation of biaryl, as expected from decarbonylation *vs.* transmetalation selectivity. It is worthwhile to note the impact of the reaction temperature on the selectivity (entries 21 and 22). The use of precatalysts²² (entries 1–3 *vs.* 19 and 20) simplifies the reaction set-up and facilitates CO de-insertion. It is further important to note that

both bidentate and monodentate phosphane ligands are similarly effective (entries 1–7), consistent with the importance of decarbonylation prior to generating the aryl-Pd intermediate.^{17,18}

With optimized conditions in hand, the scope of this novel Suzuki–Miyaura biaryl cross-coupling of amides was next investigated (Table 2). The functional group tolerance and generality of this Pd-catalyzed method is remarkable. A broad range of electron neutral, electron-donating and electron-withdrawing boronic acids is compatible (**3a–3f**), all using the challenging electron-neutral, parent amide electrophile that is not suitable using Ni. Substitution at the meta-position with electronically-diverse boronic acids is well-tolerated (**3g–3i**). Sterically-hindered, polyaromatic, heterocyclic, including dioxolane, pyridine and thiophene boronic acids coupled with high levels of selectivity (**3j–3o**). Strikingly, the reaction is compatible with halides, including chlorides, as well as phenols, aldehydes, esters and nitriles (**3p–3s**), providing effective handles for further functionalization by established methods. In addition, electronically-diverse amides bearing representative electron-withdrawing, electron-donating and

Table 1 Reaction optimization: Pd-catalyzed decarbonylative Suzuki–Miyaura cross-coupling^a



Entry	Catalyst	Base	2 (equiv.)	Yield 3 ^b (%)	Selectivity ^c
1	Pd(dppf)Cl ₂	NaHCO ₃	1.2	90	>10 : 1
2	Pd(dppb)Cl ₂	NaHCO ₃	1.2	88	90 : 10
3	Pd(PCy ₃) ₂ Cl ₂	NaHCO ₃	1.2	83	84 : 16
4	Pd(dppf)Cl ₂	NaHCO ₃	2.0	82	86 : 14
5	Pd(PCy ₃) ₂ Cl ₂	NaHCO ₃	2.0	70	72 : 26
6	Pd(PPh ₃) ₂ Cl ₂	NaHCO ₃	2.0	67	69 : 31
7	Pd(dcyf)Cl ₂	NaHCO ₃	2.0	65	66 : 34
8	Pd(PCy ₃) ₂ Cl ₂	NaHCO ₃	1.05	83	85 : 15
9 ^d	Pd(PCy ₃) ₂ Cl ₂	K ₂ CO ₃	2.0	<10	6 : 94
10 ^d	Pd(PCy ₃) ₂ Cl ₂	K ₃ PO ₄	2.0	<2	<5 : >95
11 ^d	Pd(PCy ₃) ₂ Cl ₂	KHCO ₃	2.0	50	53 : 47
12 ^d	Pd(PCy ₃) ₂ Cl ₂	Na ₂ CO ₃	2.0	15	56 : 44
13 ^d	Pd(PCy ₃) ₂ Cl ₂	KF	2.0	<2	<5 : >95
14 ^d	Pd(PCy ₃) ₂ Cl ₂	KOAc	2.0	<2	<5 : >95
15 ^d	Pd(PCy ₃) ₂ Cl ₂	—	2.0	<2	nd
16 ^{d,e}	Pd(PCy ₃) ₂ Cl ₂	NaHCO ₃	2.0	<2	<5 : >95
17 ^{d,f}	Pd(PCy ₃) ₂ Cl ₂	NaHCO ₃	2.0	16	55 : 45
18 ^{d,g}	Pd(PCy ₃) ₂ Cl ₂	NaHCO ₃	2.0	31	51 : 49
19 ^h	Pd(OAc) ₂ /PCy ₃	NaHCO ₃	1.2	<2	<5 : >95
20 ^h	PdCl ₂ /PCy ₃	NaHCO ₃	1.2	63	79 : 21
21 ⁱ	Pd(dppb)Cl ₂	NaHCO ₃	1.2	78	80 : 20
22 ^j	Pd(dppb)Cl ₂	NaHCO ₃	1.2	47	53 : 47

^a Conditions: amide (1.0 equiv.), Ar–B(OH)₂, [Pd] (5 mol%), base (3 equiv.), dioxane (0.125 M), 160 °C, 12 h. ^b GC/1H NMR yields. ^c Refers to biaryl : ketone selectivity. ^d [Pd] (3 mol%). Note that in entries 9, 10, 13 and 14, the ketone is formed in 92–98% yields. ^e Toluene. ^f DME. ^g NMP. ^h [Pd] (10 mol%), L (20 mol%). Entry 19: ketone formed in 71%. ⁱ 140 °C. ^j 120 °C. See ESI for full details.



Table 2 Palladium-catalyzed decarbonylative Suzuki–Miyaura biaryl cross-coupling of *N*-acyl-glutarimide amides with boronic acids^{a,b}

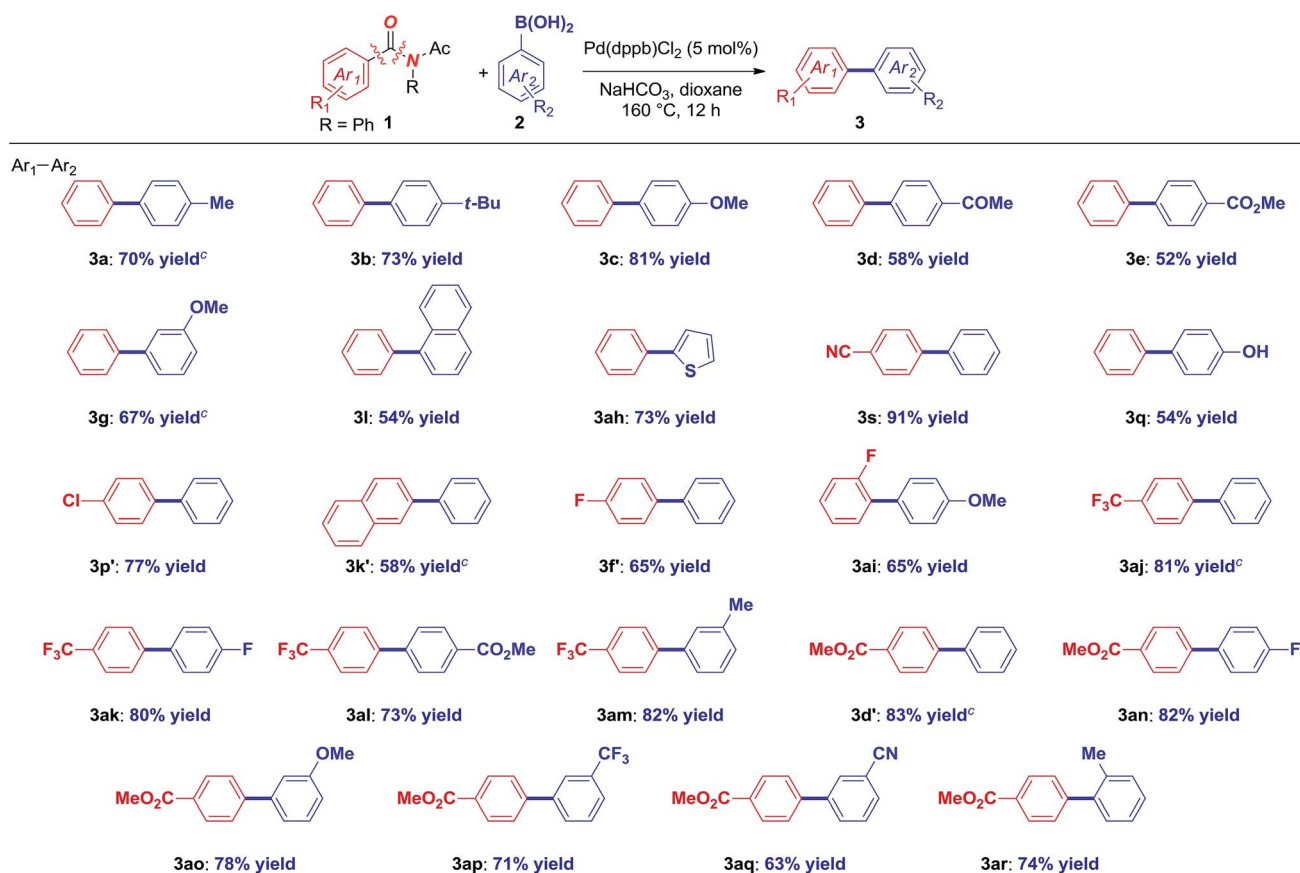
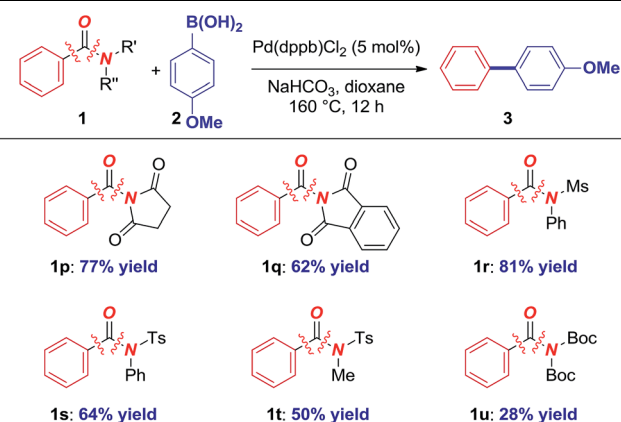
Ar ₁ –Ar ₂				
	3a: 84% yield	3b: 91% yield	3c: 86% yield	3d: 77% yield
	3e: 69% yield	3f: 71% yield	3g: 78% yield	3h: 65% yield
	3i: 68% yield	3j: 59% yield	3k: 81% yield	3l: 66% yield
	3m: 69% yield	3n: 64% yield^c	3o: 67% yield^d	3p: 87% yield
	3q: 81% yield	3r: 74% yield	3s: 93% yield	3t: 84% yield
	3u: 88% yield	3v: 75% yield	3w: 66% yield	3x: 77% yield
	3y: 67% yield	3z: 73% yield	3aa: 78% yield	3ab: 72% yield
	3ac: 62% yield	3ad: 77% yield	3ae: 79% yield	3af: 89% yield
	3ag: 49% yield	3ah: 68% yield	3ai: 60% yield	3aj: 62% yield

^a Conditions: amide (1.0 equiv.), Ar–B(OH)₂ (1.2 equiv.), NaHCO₃ (3 equiv.), Pd(dppb)Cl₂ (5 mol%), dioxane (0.125 M), 160 °C, 12 h. ^b Isolated yields.^c Ar–B(OH)₂ (3 equiv.), base (4.5 equiv.). ^d Pd(dppf)Cl₂ (5 mol%). See ESI for details.

important fluorine-containing substituents are transferred with high selectivity across various boronic acids (**3s–3ag**), including such groups as prone to O–N cleavage isoxazolyl, aliphatic cyclopropyl, and sterically-hindered mesityl (**3w–3y**). The synthetic potential is highlighted in the cross-coupling of carboxyphenylboronic acid (**3ag**). Since amides can be ultimately derived from carboxylic acids, this preliminary result suggests the viability of iterative cross-coupling and is performed in the presence of an electrophilic nitrile handle, which serves as another orthogonal amide precursor. These results are for the first time comparable to the scope achieved using the classical Suzuki cross-coupling of halides and pseudohalides,^{1–6} and are unprecedented for any cross-coupling of amides to date.^{10–18}

Remarkably, the optimized conditions are suitable for the cross-coupling of acyclic *N*-acetyl (*N*-Ac) amides (Table 3). A broad range of boronic acids and amides, including neutral, electron-rich and electron-withdrawing coupling partners, is compatible (**3a–3ah**). Notably, Pd-catalysis enables the coupling of an array of sensitive functional groups, such as halides, ethers, esters and nitriles (**3c**, **3e**, **3s**, **3q**, **3p'**) with high selectivity. Furthermore, the reaction delivers fluorinated biaryls of great importance in medicinal chemistry (**3f'–3am**) as well as biaryls bearing multiple electrophilic handles (**3aq**) as well as steric hindrance (**3ar**). It is noteworthy that the cleavage of the *N*-activating group, the main hurdle in decarbonylative cross-coupling of acyclic amides, is not observed under these mild conditions. This very rare use



Table 3 Palladium-catalyzed decarbonylative Suzuki–Miyaura biaryl cross-coupling of *N*-acyl-amides with boronic acids^{a,b}^a Conditions: amide (1.0 equiv.), Ar-B(OH)₂ (1.5 equiv.), NaHCO₃ (3 equiv.), Pd(dppb)Cl₂ (5 mol%), dioxane (0.125 M), 160 °C, 12 h. ^b Isolated yields.^c Ar-B(OH)₂ (1.2 equiv.). See ESI for details.Table 4 Palladium-catalyzed decarbonylative Suzuki–Miyaura biaryl cross-coupling of various amides with boronic acids^a^a See Table 2.

of acyclic amides in decarbonylative cross-coupling significantly expands the scope of biaryl Suzuki synthesis of amides and suggests a broad generality of this reactivity platform.

Furthermore, other amides, including *N*-succinimide (**1p**), *N*-phthalimide (**1q**), atom-economic *N*-Ms (**1r**) and acyclic *N*-Ts sulfonamides (**1s–1t**) are suitable substrates for the coupling (Table 4). Interestingly, even the highly challenging *N*-Boc₂ amide (**1u**) that is prepared directly from 1° amide^{14c} and prone to deactivation by a facile *N*-Boc cleavage afforded a promising yield in the coupling. These preliminary results bode well for the development of general biaryl syntheses from various amides, which is beyond the scope of Ni catalysis.

Several additional points should be noted: (1) at this stage, cross-coupling of alkenyl-amides proceeds in 30% unoptimized yield (1-cinnamoylpiperidine-2,6-dione). (2) Full selectivity for the cross-coupling of aryl bromides in the presence of amide electrophiles is observed. This allows to establish the following order of reactivity: Ar-Cl < Ar-C(O)-NR₂ < Ar-Br. (3) Di-methyl and di-phenyl amides are recovered unchanged from the reaction, as expected from the amidic resonance (PhCONMe₂, RE = 16.5 kcal mol⁻¹; PhCONPh₂, 12.7 kcal mol⁻¹). (4) Ar-Bpin are not suitable substrates under the reaction conditions (<20% yield); pleasingly, MIDA boronates are competent nucleophiles (4-chlorophenyl MIDA boronate, 72% yield). (5) Although at this



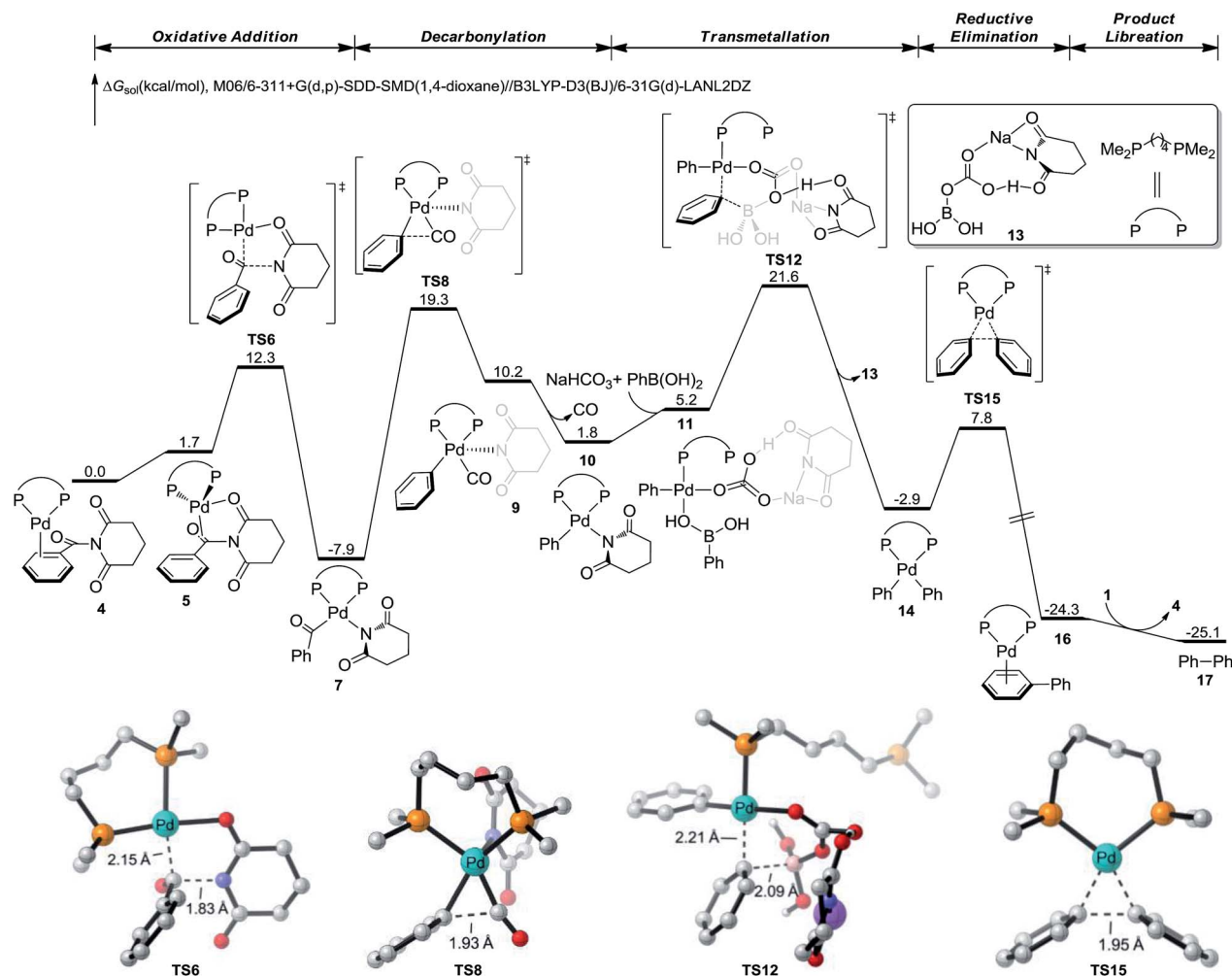


Fig. 2 DFT-calculated reaction energy profile of Pd-catalyzed decarbonylative biaryl Suzuki-Miyaura cross-coupling of amides. See ESI† for computational details.

stage tetra-*ortho*-substituted biaryls are beyond the scope of the reaction, the cross-coupling of unactivated 1-benzoylpiperidine-2,6-dione with mesitylene-2-boronic acid proceeds in promising 48% yield. Further studies are in progress to develop improved conditions and new ligands for decarbonylative cross-coupling reactions of amides.

DFT studies were conducted to gain insight into the reaction mechanism (Fig. 2), using the experimental amide substrate **1** and model ligand dmpe.^{11a,18,23} The substrate-coordinated complex **4** undergoes a facile C–N bond cleavage occurs *via* TS6, leading to the acylpalladium intermediate **7**. Subsequent decarbonylation occurs through TS8 to generate the arylpalladium species **9**. **9** then undergoes the CO dissociation, and subsequent transmetalation *via* TS12 generates the LPd(Ph)₂ intermediate **14**. In TS12, the base complexes with the boronic acid, which promotes the efficiency of the rate-determining transmetalation and lowers the overall reaction barrier. This is consistent with previous mechanistic studies,²⁴ and corroborated the importance of weak base for the reaction success (Table 1).²⁵ From **14**, the aryl-aryl reductive elimination is quite efficient through

TS15, leading to the product-coordinated complex **16**. **16** eventually undergoes the product extrusion and regenerates the palladium(0) catalyst. Based on the DFT-computed free energy profile, the on-cycle resting state is the acylpalladium intermediate **7**. The rate-determining step is the transmetalation *via* TS12, which requires a overall barrier of 29.5 kcal mol^{−1} (**7** to TS12).

We conducted additional competition studies to shed light on the mechanism (Fig. 3). (1) Intermolecular competition experiments revealed that electron-deficient boronic acids couple preferentially (4-Ac : 4-MeO = 93 : 7, glutarimide; 4-Ac : 4-MeO = 92 : 8, *N*-Ac), consistent with coordination of the leaving group to boron, while electron-poor amides are more reactive (4-CN : 4-H >95 : 5, glutarimide; 4-CF₃ : 4-H, 82 : 18, *N*-Ac), consistent with facility of metal insertion.¹¹ (2) Furthermore, the reaction is not significantly affected by steric hindrance on either boronic acid (4-Me : 2-Me = 54 : 46, glutarimide; 4-Me : 2-Me = 47 : 53, *N*-Ac) or amide (4-Me : 2-Me = 55 : 45, *N*-Ac), consistent with decarbonylation preceding transmetalation.²¹



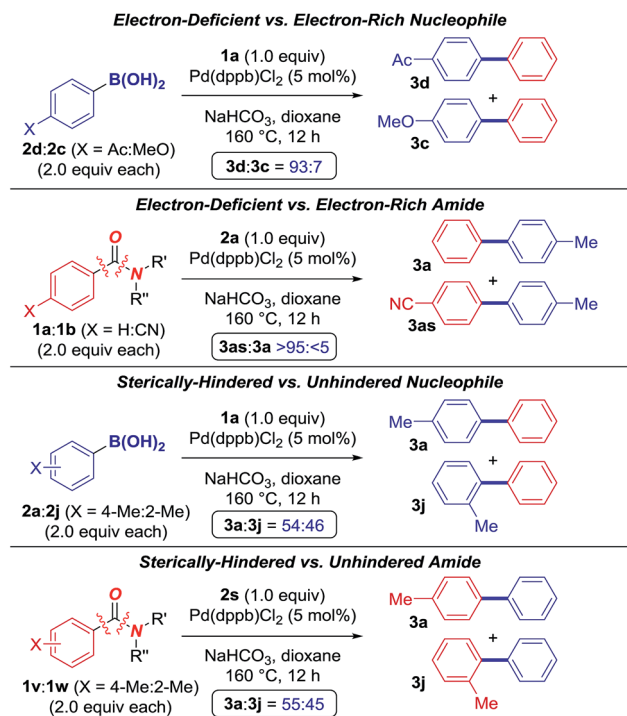


Fig. 3 Intermolecular competition experiments.

Conclusions

In conclusion, we have developed the first palladium-catalyzed decarbonylative Suzuki–Miyaura cross-coupling of amides for the synthesis of biaryls. A catalyst system derived from a Pd(II) precatalyst and a mild base enabled the direct route to biaryls from amides by selective carbon–nitrogen bond cleavage. This Pd-catalyzed reaction shows high generality and is compatible with a broad range of electronically-diverse cross-coupling partners. Furthermore, we demonstrated that a wide range of amides including both *N*-cyclic and *N*-acyclic are readily amendable to the cross-coupling. The key finding enabling the synthesis of biaryls was realization that decarbonylation must occur prior to the transmetalation step in palladium catalytic cycle. DFT studies demonstrated that mechanism involving decarbonylation prior to transmetalation is likely operative. Given the great importance of palladium-catalyzed Suzuki–Miyaura cross-couplings in chemical science, we believe that this reaction has a significant potential to enhance the utility of amides in cross-coupling reactions of general interest.

Conflicts of interest

There are no conflicts to declare.

Acknowledgements

We thank the NSF (CAREER CHE-1650766, M. S.), Rutgers University (M. S.), NSFC (21702182 and 21873081, X. H.), the Fundamental Research Funds for the Central Universities (2019QNA3009, X. H.) and Zhejiang University (X. H.) for

generous financial support. The Bruker 500 MHz spectrometer used in this study was supported by the NSF-MRI grant (CHE-1229030). Calculations were performed on the high-performance computing system at the Department of Chemistry, Zhejiang University.

Notes and references

- (a) N. Miyaura and A. Suzuki, *Chem. Rev.*, 1995, **95**, 2457; (b) A. de Meijere, S. Bräse and M. Oestreich, *Metal-Catalyzed Cross-Coupling Reactions and More*, Wiley, 1st edn, 2014; (c) G. A. Molander, J. P. Wolfe and M. Larhed, *Science of Synthesis: Cross-Coupling and Heck-Type Reactions*, Thieme, 1st edn, 2013; (d) A. J. J. Lennox and G. C. Lloyd-Jones, *Chem. Soc. Rev.*, 2014, **43**, 412.
- For excellent perspectives on the historical importance of cross-couplings, see: (a) X. F. Wu, P. Anbarasan, H. Neumann and M. Beller, *Angew. Chem., Int. Ed.*, 2010, **49**, 9047; (b) C. C. C. Johansson-Seechurn, M. O. Kitching, T. J. Colacot and V. Snieckus, *Angew. Chem., Int. Ed.*, 2012, **51**, 5062.
- A. Suzuki, *Angew. Chem., Int. Ed.*, 2011, **50**, 6722.
- For leading reviews on cross-couplings in chemical industry, see: (a) C. Torborg and M. Beller, *Adv. Synth. Catal.*, 2009, **351**, 3027; (b) M. Beller and H. U. Blaser, *Organometallics as Catalysts in the Fine Chemicals Industry*, Springer, 2012; (c) J. Magano and J. R. Dunetz, *Chem. Rev.*, 2011, **111**, 2177; (d) C. A. Busacca, D. R. Fandrick, J. J. Song and C. H. Senanayake, *Adv. Synth. Catal.*, 2011, **353**, 1825; (e) M. L. Crawley and B. M. Trost, *Applications of Transition Metal Catalysis in Drug Discovery and Development: An Industrial Perspective*, Wiley, 2012; (f) A. Molnar, *Palladium-Catalyzed Coupling Reactions: Practical Aspects and Future Developments*, Wiley, 2013.
- T. J. Colacot, *New Trends in Cross-Coupling*, The Royal Society of Chemistry, 1st edn, 2015.
- For recent pertinent reviews, see: (a) P. G. Gildner and T. J. Colacot, *Organometallics*, 2015, **34**, 5497; (b) L. C. Campeau and N. Hazari, *Organometallics*, 2019, **38**, 3; (c) I. P. Beletskaya, F. Alonso and V. Tyurin, *Coord. Chem. Rev.*, 2019, **385**, 137.
- A. Greenberg, C. M. Breneman and J. F. Liebman, *The Amide Linkage: Structural Significance in Chemistry, Biochemistry and Materials Science*, Wiley-VCH, 1st edn, 2003.
- (a) V. R. Pattabiraman and J. W. Bode, *Nature*, 2011, **480**, 471; (b) A. B. Hughes, *Amino Acids, Peptides and Proteins in Organic Chemistry*, Wiley, 2011; (c) A. A. Kaspar and J. M. Reichert, *Drug Discovery Today*, 2013, **18**, 807; (d) S. Ruider and N. Maulide, *Angew. Chem., Int. Ed.*, 2015, **54**, 13856.
- Reactions involving amide bonds are among the most commonly employed in chemical industry: (a) S. D. Roughley and A. M. Jordan, *J. Med. Chem.*, 2011, **54**, 3451; for a lead reference on using amides in polymer chemistry, see: (b) K. Marchildon, *Macromol. React. Eng.*, 2011, **5**, 22; for an example of non-planar amides in biochemistry, see: (c) C. Lizak, S. Gerber, G. Michaud,



- M. Schubert, Y. Y. Fan, M. Bucher, T. Darbare, M. Aebi, J. L. Reymond and K. P. Locher, *Nat. Commun.*, 2013, **4**, 2627.
- 10 Reviews on N–C amide cross-coupling: (a) S. Shi, S. P. Nolan and M. Szostak, *Acc. Chem. Res.*, 2018, **51**, 2589; (b) G. Meng and M. Szostak, *Eur. J. Org. Chem.*, 2018, **20–21**, 2352; (c) J. E. Dander and N. K. Garg, *ACS Catal.*, 2017, **7**, 1413; for reviews on acyl-metals, see: (d) L. J. Gooßen, N. Rodriguez and K. Gooßen, *Angew. Chem., Int. Ed.*, 2008, **47**, 3100; (e) A. Brennfürer, H. Neumann and M. Beller, *Angew. Chem., Int. Ed.*, 2009, **48**, 4114; for reviews on twisted amides, see: (f) M. Szostak and J. Aubé, *Chem. Rev.*, 2013, **113**, 5701; (g) R. Szostak and M. Szostak, *Molecules*, 2019, **24**, 274.
- 11 For representative acyl coupling, see: (a) L. Hie, N. F. F. Nathel, T. K. Shah, E. L. Baker, X. Hong, Y. F. Yang, P. Liu, K. N. Houk and N. K. Garg, *Nature*, 2015, **524**, 79; (b) G. Meng and M. Szostak, *Org. Lett.*, 2015, **17**, 4364; for a reductive coupling, see: (c) S. Ni, W. Zhang, H. Mei, J. Han and Y. Pan, *Org. Lett.*, 2017, **19**, 2536; for a review, see: (d) J. Buchspies and M. Szostak, *Catalysts*, 2019, **9**, 53, and references cited therein.
- 12 For representative decarbonylative coupling, see: (a) G. Meng and M. Szostak, *Angew. Chem., Int. Ed.*, 2015, **54**, 14518; (b) C. Liu and M. Szostak, *Angew. Chem., Int. Ed.*, 2017, **56**, 12718; (c) H. Yue, L. Guo, H. H. Liao, Y. Cai, C. Zhu and M. Rueping, *Angew. Chem., Int. Ed.*, 2017, **56**, 4282; (d) H. Yue, L. Guo, S. C. Lee, X. Liu and M. Rueping, *Angew. Chem., Int. Ed.*, 2017, **56**, 3972.
- 13 For additional representative studies, see: for a representative tandem reaction, see: (a) J. A. Walker, K. L. Vickerman, J. N. Humke and L. M. Stanley, *J. Am. Chem. Soc.*, 2017, **139**, 10228; for a biomimetic esterification, see: (b) C. C. D. Wybon, C. Mensch, K. Hollanders, C. Gadals, W. A. Herrebout, S. Ballet and B. U. W. Maes, *ACS Catal.*, 2018, **8**, 203; for a Cr-catalyzed N–C activation, see: (c) C. Chen, P. Liu, M. Luo and X. Zeng, *ACS Catal.*, 2018, **8**, 5864; for a σ bond N–C activation, see: (d) Z. B. Zhang, C. L. Ji, C. Yang, J. Chen, X. Hong and J. B. Xia, *Org. Lett.*, 2019, **21**, 1226.
- 14 For studies on amide bond destabilization, see: (a) R. Szostak, S. Shi, G. Meng, R. Lalancette and M. Szostak, *J. Org. Chem.*, 2016, **81**, 8091; (b) R. Szostak and M. Szostak, *Org. Lett.*, 2018, **20**, 1342; (c) G. Meng, S. Shi, R. Lalancette, R. Szostak and M. Szostak, *J. Am. Chem. Soc.*, 2018, **140**, 727; for a review, see: (d) K. B. Wiberg, *Acc. Chem. Res.*, 1999, **32**, 922.
- 15 (a) S. Shi, G. Meng and M. Szostak, *Angew. Chem., Int. Ed.*, 2016, **55**, 6959; (b) C. Liu, G. Li, S. Shi, G. Meng, R. Szostak, R. Lalancette and M. Szostak, *ACS Catal.*, 2018, **8**, 9131.
- 16 For pertinent studies on the mechanism of amide bond distortion, see: (a) A. Greenberg and C. A. Venanzi, *J. Am. Chem. Soc.*, 1993, **115**, 6951; (b) A. Greenberg, D. T. Moore and T. D. DuBois, *J. Am. Chem. Soc.*, 1996, **118**, 8658; (c) R. Szostak, J. Aubé and M. Szostak, *Chem. Commun.*, 2015, **51**, 6395; (d) R. Szostak, J. Aubé and M. Szostak, *J. Org. Chem.*, 2015, **80**, 7905; (e) C. Cox and T. Lectka, *Acc. Chem. Res.*, 2000, **33**, 849.
- 17 For a review on decarbonylative cross-coupling of amides, see: C. Liu and M. Szostak, *Org. Biomol. Chem.*, 2018, **16**, 7998.
- 18 For a study on Ni catalysis in biaryl Suzuki–Miyaura cross-coupling of amides, see: C. L. Ji and X. Hong, *J. Am. Chem. Soc.*, 2017, **139**, 15522.
- 19 For representative reviews on biaryls, see: (a) J. Hassan, M. Sevignon, C. Gozzi, E. Schulz and M. Lemaire, *Chem. Rev.*, 2002, **102**, 1359; (b) L. J. Gooßen, K. Gooßen and C. Stanciu, *Angew. Chem., Int. Ed.*, 2009, **48**, 3569; (c) C. E. I. Knappke and A. Jacobi von Wangelin, *Angew. Chem., Int. Ed.*, 2010, **49**, 3568.
- 20 For representative studies on biaryl coupling, see: (a) L. J. Gooßen, G. Dong and L. M. Levy, *Science*, 2006, **313**, 662; (b) W. I. Dzik, P. P. Lange and L. J. Gooßen, *Chem. Sci.*, 2012, **3**, 2671; (c) K. Muto, J. Yamaguchi, D. G. Musaev and K. Itami, *Nat. Commun.*, 2015, **6**, 7508; for studies on decarbonylation of anhydrides, see: (d) J. B. Johnson and T. Rovis, *Acc. Chem. Res.*, 2008, **41**, 327.
- 21 D. V. Partyka, *Chem. Rev.*, 2011, **111**, 1529.
- 22 (a) N. Hazari, P. R. Melvin and M. M. Beromi, *Nat. Rev. Chem.*, 2017, **1**, 25; (b) H. Li, C. C. C. Johansson-Seechurn and T. J. Colacot, *ACS Catal.*, 2012, **2**, 1147.
- 23 (a) L. Liu, P. Chen, Y. Sun, Y. Wu, S. Chen, J. Zhu and Y. F. Zhao, *J. Org. Chem.*, 2016, **81**, 11686; (b) Z. Y. Xu, H. Z. Yu and Y. Fu, *Chem.-Asian J.*, 2017, **12**, 1765.
- 24 (a) M. Sumimoto, N. Iwane, T. Takahama and S. Sakaki, *J. Am. Chem. Soc.*, 2004, **126**, 10457; (b) A. A. C. Braga, N. H. Morgon, G. Ujaque and F. Maseras, *J. Am. Chem. Soc.*, 2005, **127**, 9298; (c) A. A. C. Braga, N. H. Morgon, G. Ujaque, A. Lledós and F. Maseras, *J. Organomet. Chem.*, 2006, **691**, 4459.
- 25 DFT-computed transmetalation barriers with and without base are included in the ESI (Fig. S1†).

