




 Cite this: *RSC Adv.*, 2020, 10, 4264

# Degradation of a series of fluorinated acrylates and methacrylates initiated by OH radicals at different temperatures

 P. Lugo García,<sup>a</sup> C. B. Rivela,<sup>a</sup> R. G. Gibilisco,<sup>b</sup> S. Salgado,<sup>c</sup> P. Wiesen,<sup>b</sup> M. A. Teruel <sup>a</sup> and M. B. Blanco <sup>\*a</sup>

Rate coefficients for the gas-phase reactions of OH radicals with a series of fluorinated acrylates and methacrylates: 2,2,2-trifluoroethylmethacrylate ( $k_1$ ), 1,1,1,3,3,3-hexafluoroisopropylacrylate ( $k_2$ ), 1,1,1,3,3,3-hexafluoroisopropylmethacrylate ( $k_3$ ), and 2,2,2-trifluoroethylacrylate ( $k_4$ ) have been measured for the first time as a function of temperature in the range 290–308 K. The kinetic data obtained were used to derive the following Arrhenius expressions (in units of  $\text{cm}^3$  per molecule per s):  $k_1 = (2.13 \pm 0.68) \times 10^{-18} \exp[(4745 \pm 206)/T]$ ,  $k_2 = (8.72 \pm 0.68) \times 10^{-15} \exp[(2166 \pm 205)/T]$ ,  $k_3 = (6.30 \pm 0.51) \times 10^{-17} \exp[(3721 \pm 153)/T]$  and  $k_4 = (3.93 \pm 0.43) \times 10^{-16} \exp[(3140 \pm 129)/T]$ . The experiments were performed at normal atmospheric pressure in synthetic air using a 1080 L photoreactor and coupled with FTIR analysis to monitor the decay of the substances of interest and the reference compounds. The obtained negative temperature dependencies are in agreement with a mechanism implying an initial addition of the OH radical to the double bond. Atmospheric implications are discussed with reference to the rate coefficients obtained as a function of the temperature.

 Received 3rd October 2019  
 Accepted 24th December 2019

DOI: 10.1039/c9ra08034a

[rsc.li/rsc-advances](http://rsc.li/rsc-advances)

## 1 Introduction

Through international protocols, several countries have tried to join their efforts to combat air pollution. However, some alternative substances, despite their capability to reduce the man-made impact on the ozone layer, contribute to climate change because of their absorption properties acting as greenhouse gases.<sup>1–4</sup> Because chlorofluorocarbons (CFCs) and hydrochlorofluorocarbons (HCFCs) are important anthropogenic sources of active chlorine in the stratosphere, the Montreal Protocol and its subsequent amendments have banned the production of these compounds and many other substances decreasing stratospheric ozone. Accordingly, replacement compounds with similar physicochemical properties but less harmful to the environment have been developed and applied in industry.<sup>5–8</sup>

These replacement compounds have a significantly greater reactivity in the troposphere due to the presence of hydrogen atoms or double bonds in the molecule which increased their oxidative photodegradation in the troposphere so that these

species do not have the chance to reach in significant amounts the stratosphere, where shortwave UV radiation could lead fragments of the molecules that could react with stratospheric  $\text{O}_3$ . Accordingly, to determinate the impact of these compounds on air quality, kinetic and mechanistic data are needed on their tropospheric degradation.<sup>9,10</sup>

Acrylates and methacrylates are unsaturated esters, which contain double bond in their molecule ( $\text{C}=\text{C}$ ), a functional group (OH, COOH, *etc.*) and a highly reactive olefinic group and are used as intermediates in the manufacture of polymers and plastics.<sup>11</sup> When these compounds are added to its structure fluorine atoms or  $\text{CF}_3$  substituents, some properties are improved, such as oil and water repellences, refractive index, dielectric constant and thermal resistance.<sup>12,13</sup> Fluorinated acrylates and methacrylates are unsaturated esters that are used to develop a family of fluorinated compounds<sup>14–18</sup> that have brought a greater interest in their application in various industries and research fields, such as 2,2,2-trifluoroethylmethacrylate ( $\text{CH}_3\text{CH}_2\text{C}(\text{O})\text{OCH}_2\text{CF}_3$ ) that has been used as a copolymer in stone monument coatings in Italy, since it prevents cyclization reactions.<sup>19</sup> Another example is the use of these fluorinated unsaturated esters (UEF) in the area of medicine, with the application of relatively low doses of PFC emulsion (perfluorinated chemicals) to maintain tissue oxygenation, which means that the autologous blood (blood transfusion) can be preserved and reinfused in the patient towards the end of the surgery, or in the postoperative period, as

<sup>a</sup>Instituto de Investigaciones en Físicoquímica de Córdoba (INFIQC), Dpto. de Físicoquímica, Facultad de Ciencias Químicas, Universidad Nacional de Córdoba, Ciudad Universitaria, 5000 Córdoba, Argentina. E-mail: mblanco@fcq.unc.edu.ar

<sup>b</sup>Institute for Atmospheric and Environmental Research, University of Wuppertal, DE-42097 Wuppertal, Germany

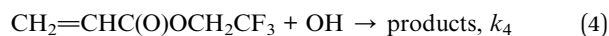
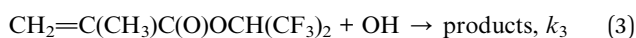
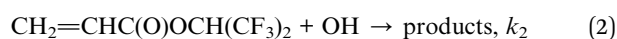
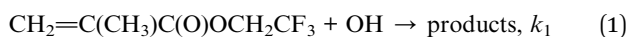
<sup>c</sup>Departamento de Química Física, Facultad de Ciencias Químicas, Universidad de Castilla La Mancha, Avenida Camilo José Cela 10, 13071 Ciudad Real, Spain



necessary, allowing surgery to begin at a reduced cell volume, reducing cell loss during subsequent bleeding.<sup>20</sup>

The large-scale use of these unsaturated fluorinated esters could have a great environmental impact, among them we can mention climate change<sup>21</sup> and although these have been used in several areas as mentioned earlier, only a limited number of studies have been carried out for their tropospheric degradation reactions when emitted into the atmosphere. Butt *et al.*, 2009 (ref. 22) reported the rate coefficient of ambient temperature for OH-initiated oxidation of an unsaturated fluorinated acrylate ( $\text{CH}_2=\text{CHC}(\text{O})\text{O}(\text{CH}_2)_2\text{C}_4\text{F}_9$ ) using a 140 L Pyrex reactor coupled to spectroscopy Fourier transformation infrared (FTIR) detection. In addition, Tovar and Teruel 2014,<sup>23</sup> have studied the atmospheric degradation of the titled reactions at 298 K using the relative method by Gas Chromatography with Flame Ionization Detection (GC-FID).

In addition, Rivela *et al.*, 2018,<sup>24</sup> reported on the degradation of 2,2,2-trifluoroethylmethacrylate, 1,1,1,3,3,3-hexafluoroisopropylacrylate, 1,1,1,3,3,3-hexafluoroisopropylmethacrylate and 2,2,2-trifluoroethylacrylate with Cl atoms at 298 K and 760 torr of air using an 80 L Teflon collapsible chamber through the relative method by gas chromatography with flame ionization detection (GC-FID) and product identification studies were performed by these authors using the solid phase microextraction method (SPME), with derivatization of fiber products using *o*-(2,3,4,5,6-pentafluorobenzyl) hydroxylamine hydrochloride, together with gas chromatography coupled by Mass Spectroscopy as detection system (GC-MS). Rivela *et al.*, 2018 (ref. 24) have detected the formation of chloroacetone ( $\text{CH}_3\text{C}(\text{O})\text{CH}_2\text{Cl}$ ) and formaldehyde (HCOH) as products of the reaction of Cl atoms with 2,2,2-trifluoroethylmethacrylate and 1,1,1,3,3,3-hexafluoroisopropylmethacrylate, which could continue reacting with OH radicals or Cl atoms and contribute to the formation of ozone and secondary organic aerosols (SOA). Although these studies provide valuable information about the tropospheric degradation of these Unsaturated Fluorinated Esters (UFES), there are limited studies of temperature dependences rate coefficients of fluorinated esters + OH reactions. In this sense, the objective of the present study was to extend the results obtained in our group and determine the temperature dependence of the reaction of OH radicals with 2,2,2-trifluoroethylmethacrylate (TFEM), 1,1,1,3,3,3-hexafluoroisopropylacrylate (HFIA), 1,1,1,3,3,3-hexafluoroisopropylmethacrylate (HFIM) and 2,2,2-trifluoroethylacrylate (TFEA) reactions in the temperature range 290–308 K and a pressure of 760 torr synthetic air in a 1080 L quartz reactor equipped with a long path FTIR system as follows:



To the best of our knowledge, this work provides the first kinetic study of these reactions as a function of temperature. Furthermore, the lifetimes of the esters studied have been calculated as a function of altitude in the troposphere.

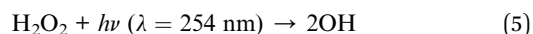
Atmospheric lifetimes of the VOCs studied in this work, by their reactions with OH radicals, were calculated considering the experimental rate coefficients obtained.

## 2 Materials and methods

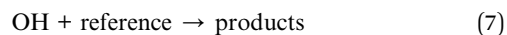
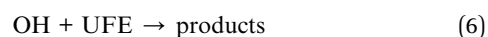
A detailed description of the reactor can be found elsewhere and only a brief general overview is given here.<sup>25</sup>

All experiments were performed in a 1080 L quartz-glass reaction chamber in the temperature range (290–308) K and a total pressure of (760 ± 10) torr of synthetic air. The reactor chamber has two concentric tubes closed at the ends with aluminium flanges. The reactor is surrounded homogeneously distributed by two different types of fluorescent lamps. One lamp type is emitting light with a maximum at 360 nm (Philips TL 0.5 W) and the other type is emitting light with a maximum at 254 nm (Philips TUV 40 W). The reactor is equipped with a white type multiple reflection mirror system with an optical path length of 484.7 m. Due to the rather long absorption path length it is possible to perform experiments using concentrations of the species of interest which are comparable to the real atmosphere. The multiple reflection system is coupled with an FTIR spectrometer (Thermo Nicolet Nexus) equipped with an MCT detector (mercury-cadmium-telluride) cooled with liquid nitrogen (77 K). The FTIR spectrometer records infrared spectra from 700 to 4000  $\text{cm}^{-1}$  with a resolution of 1  $\text{cm}^{-1}$ .

OH radicals were generated by the photolysis of hydrogen peroxide with the Philips TUV lamps:



Typical photolysis times ranged from 15 to 20 min. In the presence of OH radicals the Unsaturated Fluorinated Esters (UFES) under investigation and the reference compounds are consumed by the following reactions:



Provided that the reference compound and the UFE are lost only by reactions (6) and (7), it can be shown that:

$$\ln \left\{ \frac{[\text{UFE}]_0}{[\text{UFE}]_t} \right\} = \frac{k_{\text{UFE}}}{k_{\text{Ref}}} \ln \left\{ \frac{[\text{Ref}]_0}{[\text{Ref}]_t} \right\} \quad (8)$$

where,  $[\text{UFE}]_0$ ,  $[\text{Ref}]_0$ ,  $[\text{UFE}]_t$  and  $[\text{Ref}]_t$  are the concentrations of the unsaturated fluoroester and reference compound at times  $t = 0$  and  $t$ , respectively and  $k_{\text{UFE}}$  and  $k_{\text{Ref}}$  are the rate coefficients of reactions (6) and (7), respectively. The relative rate technique relies on the assumption that both the UFE and the organic reference are removed solely by reaction with OH radicals.



Table 1 Room temperature rate coefficients of the fluorinated esters studied obtained from this work, SARs calculation and previous results

| Unsaturated fluorinated ester  | $k_{\text{OH}}$ (298 K) ( $\text{cm}^3$ per molecule per s) |                        |                                   |
|--|---|------------------------|-----------------------------------|
|  | Literature values   | SARs calculation       | This work                         |
| $\text{CH}_2=\text{C}(\text{CH}_3)\text{C}(\text{O})\text{OCH}_2(\text{CF}_3)$ | $(2.54 \pm 0.12) \times 10^{-11a}$                          | $1.82 \times 10^{-11}$ | $(1.70 \pm 0.53) \times 10^{-11}$ |
| $\text{CH}_2=\text{CHC}(\text{O})\text{OCH}(\text{CF}_3)_2$                    | $(1.41 \pm 0.11) \times 10^{-11a}$                          | $0.92 \times 10^{-11}$ | $(1.22 \pm 0.26) \times 10^{-11}$ |
| $\text{CH}_2=\text{C}(\text{CH}_3)\text{C}(\text{O})\text{OCH}(\text{CF}_3)_2$ | $(1.65 \pm 0.14) \times 10^{-11a}$                          | $1.81 \times 10^{-11}$ | $(1.67 \pm 0.42) \times 10^{-11}$ |
| $\text{CH}_2=\text{CHC}(\text{O})\text{OCH}_2\text{CF}_3$                      | $(1.25 \pm 0.13) \times 10^{-11a}$                          | $0.93 \times 10^{-11}$ | $(1.53 \pm 0.37) \times 10^{-11}$ |

<sup>a</sup> Ref. 24.

To verify this assumption, various tests were performed to assess the reaction of the reactants with hydrogen peroxide, photolysis, and wall losses. Reaction between hydrogen peroxide and the esters and reference compounds was found to be negligible over the time period of the experiments. Several tests were performed to evaluate the loss of reactants by reaction with hydrogen peroxide, photolysis and wall deposition, concluding that these processes were found to be insignificant for both the UFE and the reference compounds.

The following typical initial concentrations in ppmV (1 ppmV =  $2.46 \times 10^{13}$  molecule  $\text{cm}^3$  at 298 K and 760 torr total pressure) were used for the chemicals: (0.5–0.9) ppmV for TFEM; (0.3–0.6) ppmV for HFIA, (0.6–0.9) ppmV for HFIM; (0.4–0.7) ppmV for TFEA and (1.4–1.8) ppmV for propene. The concentration of  $\text{H}_2\text{O}_2$  was typically around 13 ppm.

The following IR bands (in  $\text{cm}^{-1}$ ) were used for the analysis of the results: 1185 for TFEM; 1150 for HFIA, 1132.9 for HFIM; 1181.2 for TFEA and 911.8 for propene. The chemicals used in the experiments had the following purities as given by the manufacturer and were used as supplied: synthetic air (Messer, 99.999%), TFEM (Aldrich, 99%), HFIA (Aldrich, 99%), TFEA (Aldrich, 99%), HFIM (Aldrich, 99%), propene (Messer 99.95%) and  $\text{H}_2\text{O}_2$  (Peroxid Chemie, 85% w/w).

### 3 Results and discussion

#### 3.1 OH room temperature rate coefficient

Table 1 shows a comparison of the room temperature rate coefficients obtained in the present work with literature values obtained by our group at room temperature and atmospheric pressure using 80 L Teflon bag and GC-FID as detection system. The errors given for the  $k_{\text{Alcohol}}/k_{\text{Reference}}$  ratios are the  $2\sigma$

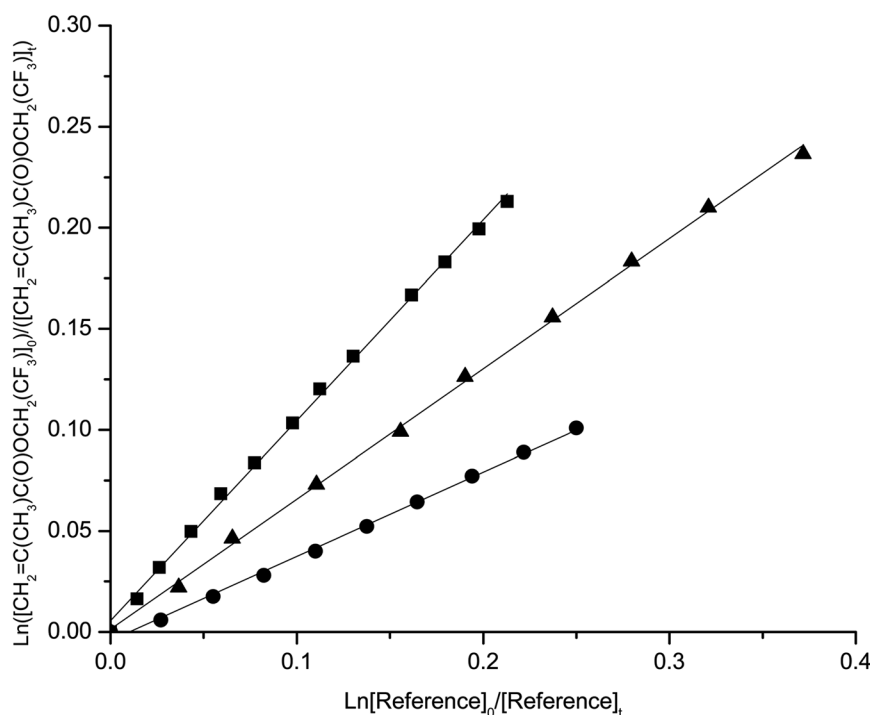


Fig. 1 Plots of the kinetic data for the reaction of OH radicals with 2,2,2-trifluoroethyl methacrylate at 290 K (■) 298 K (▲) and 308 K (●) using propene as reference.



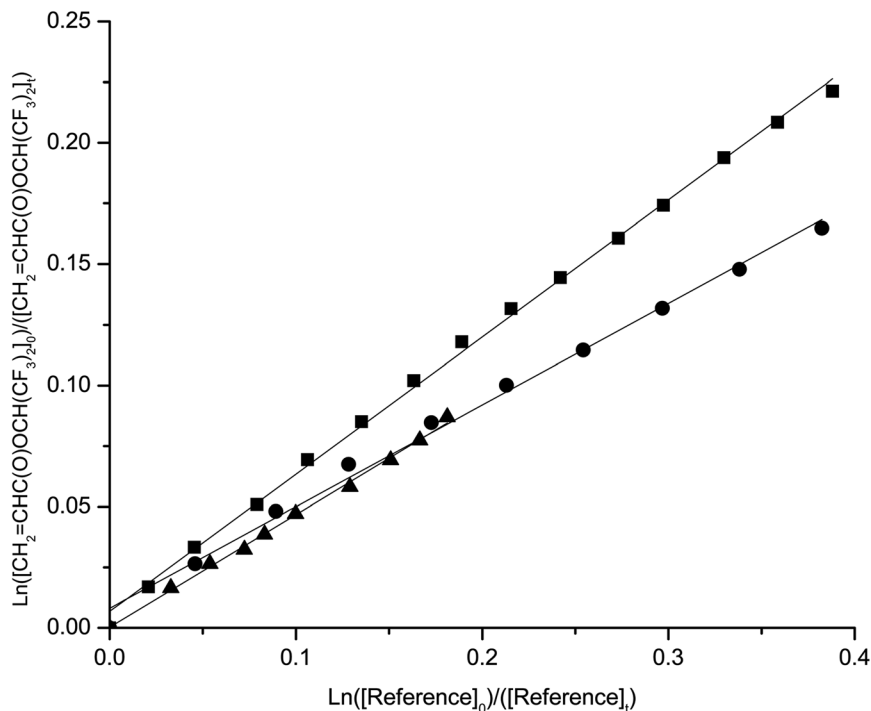


Fig. 2 Plots of the kinetic data for the reaction of OH radicals with 1,1,1,3,3,3-hexafluoroisopropylacrylate at 290 K (■) 298 K (▲) and 308 K (●) using propene as reference.

statistical errors from the linear regression fits to the plots. The measurements were made relative to the reaction of OH with isobutene and (*E*)-2-butene.

The errors quoted for the individual  $k_{\text{UFE}}$  values at each temperature are twice the standard deviation arising from the least-squares fit of the straight lines, to which a contribution

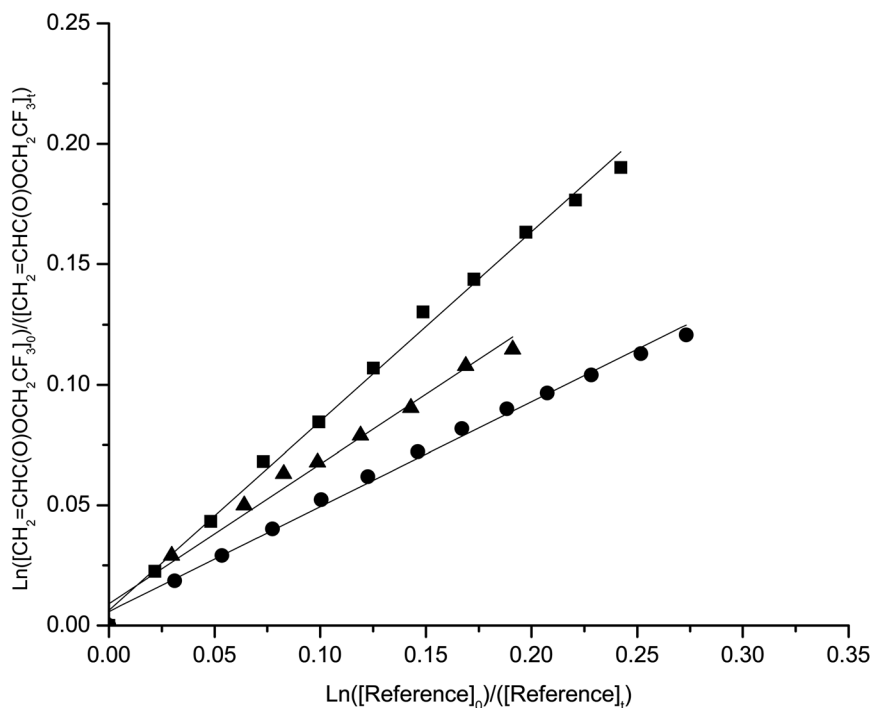


Fig. 3 Plots of the kinetic data for the reaction of OH radicals with 2,2,2-trifluoroethylacrylate at 290 K (■) 298 K (▲) and 308 K (●) using propene as reference.



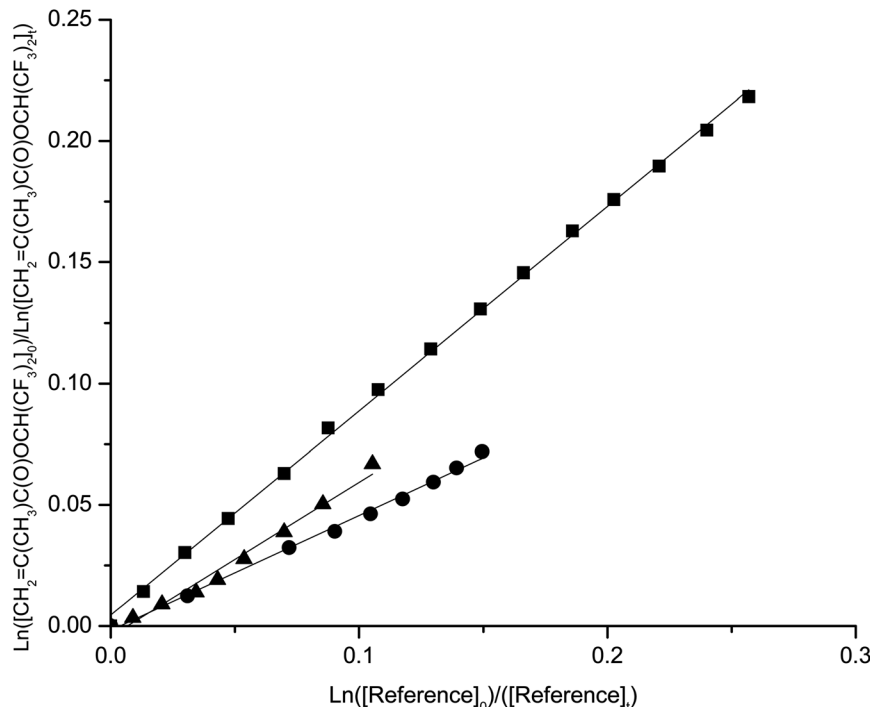


Fig. 4 Plots of the kinetic data for the reaction of OH radicals with 1,1,1,3,3,3-hexafluoroisopropylmethacrylate at 290 K (■) 298 K (▲) and 308 K (●) using propene as reference.

has been added to take into account the recommended errors associated with the reference rate coefficient for reaction of OH with propene (reference reaction).

For comparison we have calculated the rate coefficients for these reactions using the SAR method of Kwok and Atkinson.<sup>26</sup>

Table 1 exhibits excellent agreement between the values from the present work and the previous experimental data for the reactions of 1,1,1,3,3,3-hexafluoroisopropylacrylate ( $k_2$ ), 1,1,1,3,3,3-hexafluoroisopropylmethacrylate and 2,2,2-trifluoroethylacrylate ( $k_4$ ) with OH radicals. For the reaction of 1,2,2,2-trifluoroethylmethacrylate with OH radicals, reaction (1),

Table 2 Rate coefficients and Arrhenius parameters for the gas phase reactions of OH radicals with Unsaturated Fluoroesters (UFE) determined at different temperatures and atmospheric pressure

| Unsaturated ester  | $T$ (K) | $k_{\text{OH}} \times 10^{-11}$ (cm <sup>3</sup> per molecule per s) | $-E_a/R$ (K) | $A$ (cm <sup>3</sup> per molecule per s) |
|--|---------|--|--------------|--|
| CH <sub>2</sub> =C(CH <sub>3</sub> )C(O)OCH <sub>2</sub> CF <sub>3</sub>   | 290     | (2.67 ± 0.57)  | 4745 ± 206   | (2.13 ± 0.68) × 10 <sup>-18</sup>        |
|  | 295     | (2.40 ± 0.49)  |              |  |
|  | 298     | (1.70 ± 0.53)  |              |  |
|  | 303     | (1.36 ± 0.29)  |              |  |
|  | 308     | (1.04 ± 0.22)  |              |  |
| CH <sub>2</sub> =CHC(O)OCH(CF <sub>3</sub> ) <sub>2</sub>                  | 290     | (1.56 ± 0.33)  | 2166 ± 205   | (8.72 ± 0.68) × 10 <sup>-15</sup>        |
|  | 295     | (1.34 ± 0.28)  |              |  |
|  | 298     | (1.22 ± 0.26)  |              |  |
|  | 303     | (1.07 ± 0.23)  |              |  |
|  | 308     | (1.02 ± 0.23)  |              |  |
| CH <sub>2</sub> =C(CH <sub>3</sub> )C(O)OCH(CF <sub>3</sub> ) <sub>2</sub> | 290     | (2.32 ± 0.48)  | 3721 ± 153   | (6.30 ± 0.51) × 10 <sup>-17</sup>        |
|  | 295     | (1.96 ± 0.39)  |              |  |
|  | 298     | (1.67 ± 0.42)  |              |  |
|  | 303     | (1.33 ± 0.30)  |              |  |
|  | 308     | (1.12 ± 0.27)  |              |  |
| CH <sub>2</sub> =CHC(O)OCH <sub>2</sub> CF <sub>3</sub>                    | 290     | (1.99 ± 0.45)  | 3140 ± 129   | (3.93 ± 0.43) × 10 <sup>-16</sup>        |
|  | 295     | (1.63 ± 0.34)  |              |  |
|  | 298     | (1.53 ± 0.37)  |              |  |
|  | 303     | (1.27 ± 0.30)  |              |  |
|  | 308     | (1.04 ± 0.23)  |              |  |



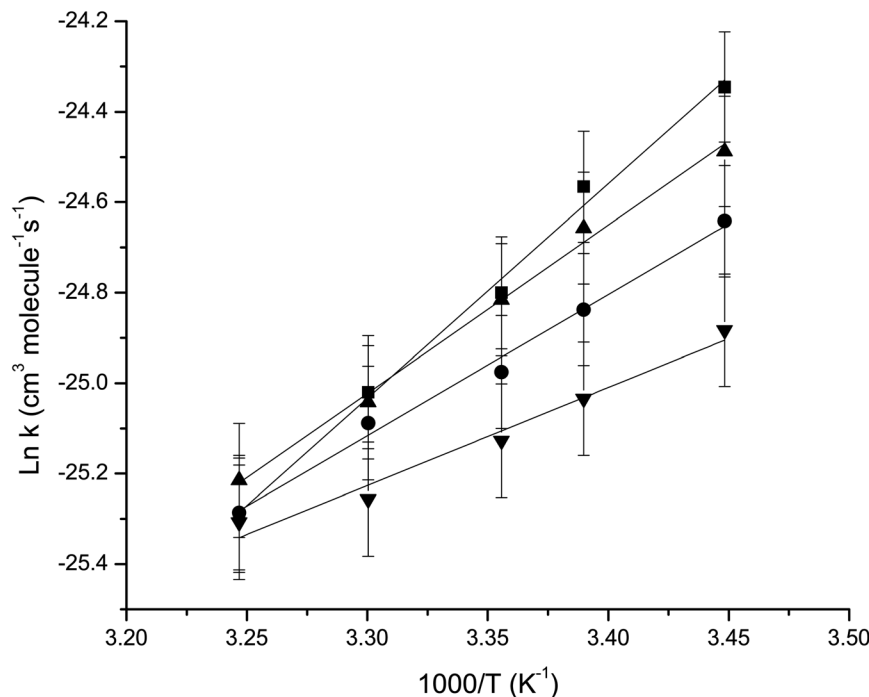


Fig. 5 Arrhenius plots of the kinetic data obtained in this study between 290 and 308 K for the reactions of OH with 2,2,2-trifluoroethylmethacrylate (■); 1,1,1,3,3,3-hexafluoroisopropylacrylate (▼); 1,1,1,3,3,3-hexafluoroisopropylmethacrylate (▲) and 2,2,2-trifluoroethylacrylate (●). The error bars were determined considering the experimental errors obtained.

the rate coefficient of  $k_1 = (1.70 \pm 0.53) \times 10^{-11} \text{ cm}^3 \text{ per molecule per s}$  from the present study is in good agreement with the previously reported value of  $k_1 = (2.54 \pm 0.14) \times 10^{-11} \text{ cm}^3 \text{ per molecule per s}$  by Tovar and Teruel<sup>23</sup> determined relative to the reactions of OH with 3-chloropropene, 2-methyl-3-buten-2-ol and diethyl ether in a 80 L Teflon chamber with GC-FID detection system. The small differences are within the experimental error of the used techniques.

The SAR method of Kwok and Atkinson<sup>26</sup> gives values (in units of  $10^{-11} \text{ cm}^3 \text{ per molecule per s}$ ) of 1.82, 0.92, 1.81 and 0.93 for the OH radical reactions with 2,2,2-trifluoroethylmethacrylate, 1,1,1,3,3,3-hexafluoroisopropylacrylate, 1,1,1,3,3,3-hexafluoroisopropylmethacrylate, and 2,2,2-trifluoroethylacrylate, respectively, which are in excellent agreement with the values from the present study (Table 1).

For methacrylate and acrylates esters it can be shown a slight decrease in the reaction rate coefficients with the degree of fluorination:  $k_{\text{OH}+\text{CH}_2=\text{C}(\text{CH}_3)\text{C}(\text{O})\text{OCH}_2\text{CF}_3} = 1.70 \times 10^{-11} \text{ cm}^3 \text{ per molecule per s} > k_{\text{OH}+\text{CH}_2=\text{C}(\text{CH}_3)\text{C}(\text{O})\text{OCH}_2(\text{CF}_3)_2} = 1.67 \times 10^{-11} \text{ cm}^3 \text{ per molecule per s}$  and  $k_{\text{OH}+\text{CH}_2=\text{CHC}(\text{O})\text{OCH}_2\text{CF}_3} = 1.53 \times 10^{-11} \text{ cm}^3 \text{ per molecule per s} > k_{\text{OH}+\text{CH}_2=\text{CHC}(\text{O})\text{OCH}_2(\text{CF}_3)_2} = 1.22 \times 10^{-11} \text{ cm}^3 \text{ per molecule per s}$ .

Even though, this trend could be due to the electron withdrawing effect of F atoms, leading to a decrease in the rate coefficient value, the effect is not large because the  $\text{CF}_3$  group is distant from the double bond.

In addition, the rate coefficients presented in Table 1 for UEF + OH reactions can be compared with values reported by other authors for the OH rate coefficients with hydrogenated

unsaturated esters, observing that rate coefficient values decrease when increase the number of F atoms in the molecule, such as:  $k_{(\text{CH}_2=\text{C}(\text{CH}_3)\text{C}(\text{O})\text{OCH}_2\text{CH}_3+\text{OH})} = (4.6 \pm 0.6) \times 10^{-11} \text{ cm}^3 \text{ per molecule per s}^{27} > k_{(\text{CH}_2=\text{C}(\text{CH}_3)\text{C}(\text{O})\text{OCH}_2\text{CF}_3+\text{OH})} = (1.70 \pm 0.53) \times 10^{-11} \text{ cm}^3 \text{ per molecule per s}$  (this work);  $k_{(\text{CH}_2=\text{C}(\text{CH}_3)\text{C}(\text{O})\text{OCH}(\text{CH}_3)_2+\text{OH})} = (2.3 \pm 0.3) \times 10^{-11}$  (ref. 28)  $> k_{(\text{CH}_2=\text{C}(\text{CH}_3)\text{C}(\text{O})\text{OCH}(\text{CF}_3)_2+\text{OH})} = (1.67 \pm 0.42) \times 10^{-11} \text{ cm}^3 \text{ per molecule per s}$  (this work) and  $k_{(\text{CH}_2=\text{CHC}(\text{O})\text{OCH}_2\text{CH}_3+\text{OH})} = (1.7 \pm 0.13) \times 10^{-11}$

Table 3 Activation energies for the gas phase reactions of OH radicals with unsaturated VOCs fluorinated and hydrogenated determined at different temperatures

| Unsaturated esters  | $T$ (K) | $-E_a/R$ (K)       |
|---|---------|--------------------|
| $\text{CH}_2=\text{C}(\text{CH}_3)\text{C}(\text{O})\text{OCH}_2\text{CF}_3$            | 290–308 | $(4744 \pm 206)^a$ |
| $\text{CH}_2=\text{CHC}(\text{O})\text{OCH}(\text{CF}_3)_2$                             |         | $(2166 \pm 205)^a$ |
| $\text{CH}_2=\text{C}(\text{CH}_3)\text{C}(\text{O})\text{OCH}(\text{CF}_3)_2$          |         | $(3721 \pm 153)^a$ |
| $\text{CH}_2=\text{CHC}(\text{O})\text{OCH}_2\text{CF}_3$                               |         | $(3142 \pm 129)^a$ |
| $\text{CH}_3\text{CF}=\text{CH}_2$  | 287–313 | $(1029 \pm 82)^b$  |
| $(E/Z)\text{-CF}_3\text{CF}=\text{CHF}$   |         | $(1765 \pm 181)^b$ |
| $(\text{CF}_3)_2\text{C}=\text{CH}_2$   |         | $(3210 \pm 159)^b$ |
| $\text{CH}_2=\text{C}(\text{CH}_3)\text{C}(\text{O})\text{OCH}_3$                       | 287–313 | $(921 \pm 52)^c$   |
| $\text{CH}_2=\text{C}(\text{CH}_3)\text{C}(\text{O})\text{O}(\text{CH}_2)_3\text{CH}_3$ |         | $(413 \pm 34)^c$   |
| $\text{CH}_2=\text{CHC}(\text{O})\text{O}(\text{CH}_2)_3\text{CH}_3$                    |         | $(1117 \pm 105)^c$ |
| $\text{CH}_3\text{C}(\text{O})\text{OCH}=\text{CH}_2$                                   |         | $(540 \pm 49)^c$   |
| $\text{CH}_3\text{CH}=\text{CHC}(\text{O})\text{OCH}_3$                                 |         | $(750 \pm 159)^d$  |
| $(\text{CH}_3)_2\text{C}=\text{CHC}(\text{O})\text{OCH}_3$                              | 288–314 | $(838 \pm 182)^d$  |
| $\text{CH}_3\text{CH}=\text{C}(\text{CH}_3)\text{C}(\text{O})\text{OCH}_2\text{CH}_3$   |         | $(522 \pm 114)^d$  |
| $\text{CH}_2=\text{CHCH}_2\text{C}(\text{O})\text{OCH}_3$                               |         | $(834 \pm 185)^d$  |

<sup>a</sup> This work. <sup>b</sup> Ref. 29. <sup>c</sup> Ref. 30. <sup>d</sup> Ref. 31.





Table 4 Removal rates of the UFEs studied as a function of altitude in the troposphere

| Altitude (km) | Temperature (K) | $k_{\text{UFE}} [\text{OH}] (\text{s}^{-1})$                                 |   |  |   |
|---------------|-----------------|--|---|--|---|
|               |                 | $\text{CH}_2=\text{C}(\text{CH}_3)\text{C}(\text{O})\text{OCH}_2\text{CF}_3$ | $\text{CH}_2=\text{CHC}(\text{O})\text{OCH}(\text{CF}_3)_2$ | $\text{CH}_2=\text{C}(\text{CH}_3)\text{C}(\text{O})\text{OCH}(\text{CF}_3)_2$ | $\text{CH}_2=\text{CHC}(\text{O})\text{OCH}_2\text{CF}_3$ |
| 0             | 298.15          | $3.47 \times 10^{-5}$  | $2.49 \times 10^{-5}$                                       | $3.31 \times 10^{-5}$  | $2.92 \times 10^{-5}$                                     |
| 1             | 291.65          | $4.94 \times 10^{-5}$  | $2.92 \times 10^{-5}$                                       | $4.38 \times 10^{-5}$  | $3.69 \times 10^{-5}$                                     |
| 2             | 285.15          | $7.17 \times 10^{-5}$  | $3.46 \times 10^{-5}$                                       | $5.86 \times 10^{-5}$  | $4.71 \times 10^{-5}$                                     |
| 3             | 278.65          | $1.05 \times 10^{-4}$  | $4.14 \times 10^{-5}$                                       | $7.95 \times 10^{-5}$  | $6.08 \times 10^{-5}$                                     |
| 4             | 272.15          | $1.58 \times 10^{-4}$  | $4.98 \times 10^{-5}$                                       | $1.09 \times 10^{-4}$  | $7.95 \times 10^{-5}$                                     |
| 5             | 265.65          | $2.43 \times 10^{-4}$  | $6.05 \times 10^{-5}$                                       | $1.52 \times 10^{-4}$  | $1.05 \times 10^{-4}$                                     |
| 6             | 259.15          | $3.80 \times 10^{-4}$  | $7.43 \times 10^{-5}$                                       | $2.17 \times 10^{-4}$  | $1.41 \times 10^{-4}$                                     |
| 7             | 252.65          | $6.09 \times 10^{-4}$  | $9.21 \times 10^{-5}$                                       | $3.14 \times 10^{-4}$  | $1.92 \times 10^{-4}$                                     |
| 8             | 246.15          | $1.00 \times 10^{-3}$  | $1.16 \times 10^{-4}$                                       | $4.63 \times 10^{-4}$  | $2.67 \times 10^{-4}$                                     |
| 9             | 239.65          | $1.69 \times 10^{-3}$  | $1.46 \times 10^{-4}$                                       | $6.98 \times 10^{-4}$  | $3.76 \times 10^{-4}$                                     |
| 10            | 233.15          | $2.93 \times 10^{-3}$  | $1.88 \times 10^{-4}$                                       | $1.08 \times 10^{-3}$  | $5.41 \times 10^{-4}$                                     |

$\text{cm}^3$  per molecule per  $\text{s}^{27} > k_{(\text{CH}_2=\text{CHC}(\text{O})\text{OCH}_2\text{CF}_3+\text{OH})} = (1.53 \pm 0.37) \times 10^{-11} \text{ cm}^3$  per molecule per  $\text{s}^{-1}$  (this work). This can be explained due to the negative inductive effect of F in  $\text{CF}_3$  group reduces the partial negative charge, so the attack of OH radicals is less favored compared to hydrogenated unsaturated esters.

### 3.2 Temperature dependence studies

The temperature dependence of the rate coefficients was determined in the temperature range 290–308 K and atmospheric pressure. Kinetic plots at 290, 298 and 308 K are presented in Fig. 1–4 for the reactions studied.

Table 2 lists the rate coefficient ratios obtained at each temperature from linear least-squares analyses of the kinetic data plotted according to eqn (8) using propene as reference compound using the following Arrhenius expression which has been derived between 290 and 467 K:<sup>29</sup>

$$k = 4.85 \times 10^{-12} [\text{cm}^3 \text{ per molecule per s}] e^{4.19 [\pm 0.38 \text{ kJ mol}^{-1}]/RT}$$

The absolute rate coefficients obtained for OH radical reactions with the UFEs derived from the rate ratios and the corresponding Arrhenius parameters obtained from the Arrhenius plots of the rate data are summarized in Fig. 5.

From Fig. 5 the following Arrhenius expressions were derived, which adequately describe the data ( $\text{cm}^3$  per molecule per s):

$$k_1 = (2.13 \pm 0.68) \times 10^{-18} \exp[(4745 \pm 206)/T]$$

$$k_2 = (8.72 \pm 0.68) \times 10^{-15} \exp[(2166 \pm 205)/T]$$

$$k_3 = (6.30 \pm 0.51) \times 10^{-17} \exp[(3721 \pm 153)/T]$$

$$k_4 = (3.93 \pm 0.43) \times 10^{-16} \exp[(3140 \pm 129)/T]$$

The errors in the activation term and the pre-exponential factor are the  $2\sigma$  random statistical errors from the least squares analyses of the data presented in Table 2 and plotted in Fig. 5.

At present, there are no previous kinetics studies of fluorinated acrylates and methacrylates at different reaction temperatures with OH radicals, accordingly this work represents the first determination of Arrhenius parameters for the titled reactions.

Table 3 shows the activation energies ( $E_a$ ) for the OH radical reactions of different fluorinated and hydrogenated unsaturated esters. It can be seen that for the same temperature range around 287 and 314 K the values of  $E_a/R$  for fluorinated unsaturated esters are higher (values between 1029 and 4744  $\text{K}^{-1}$ ) than the  $E_a/R$  for the reactions with unsaturated non fluorinated compounds (values between 413 and 1117  $\text{K}^{-1}$ ). For example,  $E_a/R$  for  $\text{CH}_2=\text{C}(\text{CH}_3)\text{C}(\text{O})\text{OCH}_2\text{CF}_3$  is  $(4744 \pm 206)\text{K}^{-1}$ , which is higher than the  $E_a/R$  corresponding value for  $\text{CH}_2=\text{C}(\text{CH}_3)\text{C}(\text{O})\text{OCH}_3$ , which is  $(921 \pm 52)\text{K}^{-1}$ . The only difference between the two molecules is that a hydrogen atom has been replaced by a  $-\text{CF}_3$  group.

This can be explained due to the presence of F substituents in the molecule, which confers greater electronegativity than the C–H bond. This could make the molecule more stable against the attack of the OH radical and result in a greater amount of activation energy for the reaction to occur.

For all reactions studied the OH rate coefficients decrease with increasing temperature in the range 290–308 K. For bimolecular gas-phase reactions, negative activation energies can be explained if one assumes the formation of an intermediate complex. This allows the rate determining step to have a tight transition state with a small or negative potential energy relative to the reactants. As a result, at low temperature the average energy of the transition state will be less than that of the reactants and the activation energy will be negative.<sup>32,33</sup>

The presence of negative activation energy indicates also an electrophilic addition of OH to the double bond<sup>34</sup> of the fluorinated unsaturated esters.

### 3.3 Tropospheric OH radical reaction loss rates for the fluorinated acrylates and methacrylates

An estimation of the loss rate of the unsaturated fluorinated esters (UFE) by the reaction with OH radicals was performed



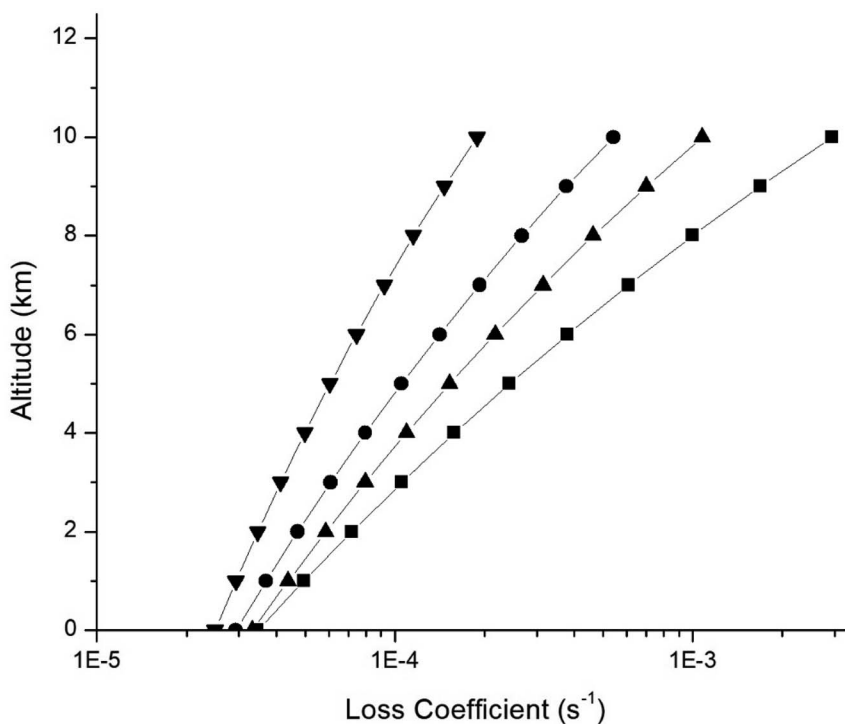


Fig. 6 Hydroxyl radical (OH) reaction loss rates for 2,2,2-trifluoroethylacrylate (●), 1,1,1,3,3,3-hexafluoroisopropylacrylate (▼), 1,1,1,3,3,3-hexafluoroisopropylmethacrylate (▲) and 2,2,2-trifluoroethylmethacrylate (■) as a function of altitude (km).

using the temperature dependences of the reported rate coefficients from sea level to near the tropopause.

Using the OH radical concentration of  $2 \times 10^6$  molecule per  $\text{cm}^3$  (12 h daytime average)<sup>35</sup> and the Arrhenius parameters reported in this work we have calculated the temperature profiles between 0 and 10 km, height of the troposphere, considering a lapse rate in the troposphere of  $-6.5 \text{ K km}^{-1}$ .<sup>36</sup>

Table 4 shows the OH removal rates for the four fluorinated compounds studied as a function of altitude in the troposphere assuming a temperature of 298.15 K at 0 km. The results shown in Table 4 are plotted in Fig. 6. The loss rates (in  $\text{s}^{-1}$ ) of the UFE at sea level (0 km) are  $3.47 \times 10^{-5}$ ,  $2.49 \times 10^{-5}$ ,  $3.31 \times 10^{-5}$  and  $2.92 \times 10^{-5}$  and near to the tropopause ( $\sim 10$  km) around  $2.93 \times 10^{-3}$ ,  $1.88 \times 10^{-4}$ ,  $1.08 \times 10^{-3}$  and  $5.41 \times 10^{-4}$  for TFEM, HFIA, HFIM and TFEA, respectively.

These values were calculated considering that at a given temperature corresponding to a given altitude in the troposphere, then the rate of loss of the unsaturated fluorinated esters is the product between the OH rate coefficient (at this temperature) and [OH] at this altitude.

The loss rate of 2,2,2-trifluoroethylmethacrylate is the largest and the loss rate of 1,1,1,3,3,3-hexafluoroisopropylacrylate is the smallest at all altitudes while the other two UFEs have intermediate values, as expected taking into account the larger and lower rate coefficients  $k_{\text{OH}}$  (T) and  $E_a/R$  for 2,2,2-trifluoroethylmethacrylate and 1,1,1,3,3,3-hexafluoroisopropylacrylate, respectively.

### 3.4 Atmospheric implications

Tropospheric lifetimes at 298 K were calculated by Rivela *et al.* 2018 (ref. 37) for the reactions of the fluorinated unsaturated esters, studied here, using the following expression:

$$\tau_x = 1/k_x[\text{X}] \quad (9)$$

where X = OH radicals and Cl atoms, and  $k_x$  is the appropriate rate coefficient and [X] is the average concentration of each oxidant. The concentration of oxidant used were: [OH] =  $2 \times 10^6$  radicals per  $\text{cm}^3$  (ref. 35) and [Cl] =  $1 \times 10^4$  atoms per  $\text{cm}^3$ .<sup>38</sup>

They reported values were 5, 8, 10 and 11 hours for the OH degradation of 2,2,2-trifluoroethylmethacrylate, 1,1,1,3,3,3-hexafluoroisopropylmethacrylate, 1,1,1,3,3,3-hexafluoroisopropylacrylate and 2,2,2-trifluoroethylacrylate, respectively.<sup>23</sup>

For chlorine-initiated degradation the lifetimes are 8 days for 1,1,1,3,3,3-hexafluoroisopropylacrylate and 5 days for the other UFE studied.<sup>39</sup>

Thus, the main tropospheric chemical removal of these unsaturated fluorinated esters seems to be the reaction of OH radicals. The relatively short atmospheric lifetimes indicate that these unsaturated oxygenated compounds will be oxidized rapidly by reaction with OH radicals near their anthropogenic origin where the oxidation can contribute to ozone and photo-oxidant formation in these areas.





The main products formed in these reactions are expected to be esters, fluorinated pyruvates and glyoxylates<sup>27,40</sup> that, after subsequent reactions with OH radicals, could form fluorinated carboxylic acids which in general are ubiquitous contaminants of the hydrosphere.<sup>41–43</sup>

## 4 Conclusions

The reaction of OH radicals with the unsaturated fluorinated esters (UFE) 2,2,2-trifluoroethyl methacrylate, 1,1,1,3,3,3-hexafluoroisopropylacrylate, 1,1,1,3,3,3-hexafluoroisopropylmethacrylate, and 2,2,2-trifluoroethylacrylate have been studied for the first time as a function of the temperature.

The observed negative temperature dependence of these reactions can be explained by assuming that the lifetime of the excited bimolecular complex, formed between the OH radical and the UFE, with respect to decomposition back to the reactants decreases as the temperature increases. Therefore, the probability of the excited adduct being stabilized by collision with a third body decreases with increasing temperature.

It has been observed that the estimated lifetimes of these UFE studied with respect to reaction with OH decrease with altitude (from sea level to near the tropopause).

The temperature dependent rate coefficients determined in this study could help to improve master chemicals mechanism models if the temperature variation in the reactions are considered.

## Conflicts of interest

There are no conflicts to declare.

## Acknowledgements

The authors wish to acknowledge EUROCHAMP-2020, the Deutsche Forschungsgemeinschaft (DFG), Germany as well as FONCyT, CONICET and SECyT UNC, Argentina for financial support. P. G. L wishes to acknowledge CONICET for a doctoral fellowship and financial support. R. G. G. and M. B. B. wish to acknowledge the Alexander von Humboldt Foundation for financial support.

## References

- M. Tolba, T. M. Millan and I. Rummel-Bulska, *Montreal protocol on substances that deplete the ozone layer*, US Government Printing Office, Washington, DC, 1987, vol. 26, pp. 128–136.
- T. Sandler, *Oxf. Econ. Pap.*, 2017, **69**(2), 345–364.
- S. A. Barrett, *Oxf. Econ. Pap.*, 1994, **46**, 878–894.
- K. Pittel, D. Rübhelke and M. Altemeyer-Bartscher, *Handbook of Climate Change Mitigation*, Springer, New York, NY, 2012.
- United Nations Environment Program (UNEP), *Handbook for the International Treaties for the Protection of the Ozone Layer*, UNEP, Nairobi, Kenya, 6th edn, 2003.
- G. Hayman and R. D. Derwent, *Environ. Sci. Technol.*, 1997, **31**, 327–336.
- S. A. Montzka, G. S. Dutton, P. Yu, E. Ray, R. W. Portmann, J. S. Daniel and J. D. Nance, *Nature*, 2018, **557**, 413–417.
- A. Butle, J. S. Daniel, R. W. Portmann, A. Ravishankara, P. J. Young, D. W. Fahey and K. H. Rosenlof, *Environ. Res. Lett.*, 2016, **11**, 064017.
- A. Mellouki, G. L. Bras and H. Sidebottom, *Chem. Rev.*, 2003, **103**, 5077–5096.
- J. Calvert, A. Mellouki, J. Orlando, M. Pilling and T. Wallington, *The Mechanisms of Atmospheric Oxidation of Oxygenates*, Oxford, New York, 2011.
- S. Yang, J. G. Wang, K. Ogino, S. Valiyaveetil and C. K. Ober, *Chem. Mater.*, 2000, **12**, 33–40.
- J. R. Lee, F. L. Jin, S. J. Park and J. M. Park, *Surf. Coat. Technol.*, 2004, **180**, 650–654.
- L. V. Ravanstein, W. Ming, R. D. V. D. Grampel, R. V. D. Linde, G. D. White, T. Loontjens, P. C. Thüne and J. W. Niemantsverdriet, *Macromolecules*, 2004, **37**, 408–413.
- A. Vitale, R. Bongiovanni and B. Amenduri, *Chem. Rev.*, 2015, **115**, 8835–8866.
- R. C. Buck, J. Franklin, U. Berger, J. M. Conder, I. T. Cousins, P. de Voogt, A. A. Jensen, K. Kannan, S. A. Mabury and S. P. J. van Leeuwen, *Integr. Environ. Assess. Manage.*, 2011, **7**(4), 513–541.
- F. Boschet, G. Kostov, B. Ameduri, T. Yoshida and K. Kosuke, *J. Polym. Sci.*, 2010, **48**, 1029–1037.
- S. Srivastava, *Des. Monomers Polym.*, 2009, **12**, 1–18.
- N. M. L. Hansen, M. Gerstenberg, D. M. Haddleton and S. Hvilsted, *J. Polym. Sci., Part A: Polym. Chem.*, 2008, **46**, 8097–8111.
- F. Boschet, G. Kostov, B. Ameduri, T. Yoshida and K. Kosuke, *J. Polym. Sci.*, 2010, **48**, 1029–1037.
- P. E. Keipert, *Artificial cells, blood substitutes, and immobilization biotechnology*, 1995, vol. 23, pp. 381–394.
- A. McCulloch, *J. Fluorine Chem.*, 2003, **123**, 21–29.
- C. M. Butt, C. J. Young, S. A. Mabury, M. D. Hurley and T. Wallington, *J. Phys. Chem. A*, 2009, **113**(13), 3155–3161.
- C. M. Tovar and M. A. Teruel, *Atmos. Environ.*, 2014, **94**, 489–495.
- C. B. Rivela, C. M. Tovar, M. A. Teruel, I. Barnes, P. Wiesen and M. B. Blanco, *Chem. Phys. Lett.*, 2019, **714**, 190–196.
- I. Barnes, K. H. Becker and N. Mihalopoulos, *J. Atmos. Chem.*, 1994, **18**, 267–289.
- E. S. C. Kwok and R. Atkinson, *Atmos. Environ.*, 1995, **29**, 1685–1695.
- M. B. Blanco, R. Tacconne, S. Lane and M. A. Teruel, *Chem. Phys. Lett.*, 2006, **429**, 389–394.
- M. B. Blanco, I. Bejan, I. Barnes, P. Wiesen and M. A. Teruel, *J. Phys. Chem. A*, 2009, **113**, 5958–5965.
- R. Atkinson, *Chem. Rev.*, 1986, **86**, 169–201.
- J. P. Colomer, M. B. Blanco, A. B. Peñeñory, I. Barnes, P. Wiesen and M. A. Teruel, *RSC Adv.*, 2016, **6**, 53723–53729.
- T. Yamada, A. El-Sinawi, M. Siraj, P. H. Taylor, J. Peng, X. Hu and P. Marshall, *J. Phys. Chem. A*, 2001, **105**, 7588–7597.
- Z. Safaei, A. Shiroudi, E. Zahedi and M. Sillanpää, *Phys. Chem. Chem. Phys.*, 2019, **21**, 8445–8456.



## Paper

- 33 M. Mozurkewich and S. W. Benson, *J. Phys. Chem.*, 1984, **88**, 6429–6435.
- 34 S. Dhanya, K. K. Pushpa and P. D. Naik, *Curr. Sci.*, 2012, **102**, 452–459.
- 35 R. Hein, P. J. Crutzen and M. Heimann, *Global Biogeochem. Cycles*, 1997, **11**, 43–76.
- 36 M. Beychok, 2013, <http://www.eoearth.org/view/article/170859>.
- 37 C. B. Rivela, M. B. Blanco and M. A. Teruel, *Atmos. Environ.*, 2018, **178**, 206–217.
- 38 O. W. Wingenter, M. K. Kubo, N. J. Blake, T. W. Smith, D. R. Blake and F. S. Rowland, *J. Geophys. Res.: Atmos.*, 1996, **101**, 4331–4340.
- 39 M. B. Blanco, I. Bejan, I. Barnes, P. Wiesen and M. A. Teruel, *Environ. Sci. Technol.*, 2010, **44**, 7031–7036.
- 40 H. Frank, D. Renschen, A. Klein and H. Scholl, *J. High Resolut. Chromatogr.*, 1995, **18**, 83–88.
- 41 D. Zehavi and J. N. Seiber, *Anal. Chem.*, 1996, **68**, 3450–3459.
- 42 D. G. Richey, C. T. Driscoll and G. E. Likens, *Environ. Sci. Technol.*, 1997, **31**, 1723–1727.
- 43 C. E. Wujcik, D. Zehavi and J. N. Seiber, *Chemosphere*, 1998, **36**, 1233–1245.

