


 Cite this: *RSC Adv.*, 2020, 10, 7751

Cooperative CO₂ absorption by amino acid-based ionic liquids with balanced dual sites†

 Xiaoyan Chen, Xiaoyan Luo, * Jiaran Li, Rongxing Qiu and Jinqing Lin*

In this study, a variety of functionalized ILs with dual sites including amino acid group (AA) and basic anion (R) were synthesized to investigate the suppression and cooperation between the sites in CO₂ absorption. The basic anions selected in this study with different basicity include sulfonate (Su), carboxylate (Ac), imidazolium (Im), and indolium (Ind). These ILs ([P₆₆₆₁₄]₂[AA-R]) were applied to CO₂ absorption. The results present that CO₂ capacity increases first and then decreases later with the continuous increase in the activity of the anion site. Combined with CO₂ absorption experiments, IR and NMR spectroscopic analyses and DFT calculation demonstrate that the ability of one site to capture CO₂ would be suppressed when the activity of another site is much stronger. Thus, the cooperation of dual site-functionalized ILs and high CO₂ capacity might be achieved through balancing the two sites to be equivalent. Based on this point, [P₆₆₆₁₄]₂[5Am-iPA] was further synthesized by taking the advantage of the conjugated benzene ring. As expected, [P₆₆₆₁₄]₂[5Am-iPA] showed capacity as high as 2.38 mol CO₂ per mol IL at 30 °C and 1 bar without capacity decrease even after 10 times recycling performance of CO₂ absorption and desorption.

Received 8th November 2019

Accepted 4th February 2020

DOI: 10.1039/c9ra09293e

rsc.li/rsc-advances

Introduction

Rapid anthropogenic climate change caused by a large number of greenhouse gases is one of the most significant environmental problems in the world today.¹ The development of sustainable and environmentally friendly technology to reduce greenhouse gas emissions, particularly carbon dioxide (CO₂), is the focus of attention in many countries. Unique physico-chemical properties of ionic liquids (ILs) such as high thermal stability, low vapor pressure, and tunable properties make ILs suitable for CO₂ absorption.^{2,3} Functionalized ILs, such as amine,^{4,5} azolium,⁶ phenolate,⁷ and carbene-based ILs⁸ were reported as potential CO₂ absorption solvents owing to their electron-rich property, or the basicity of ILs. High CO₂ absorption capacity is one of the performance evaluations of ILs. In this regard, a series of strategies, including tuning the basicity of the active sites,^{9–11} changing the steric hindrance of the ILs,^{12,13} utilization of entropic effects^{14,15} and hydrogen bond formation,^{16,17} were developed to enhance the CO₂ absorption capacity. However, the CO₂ capacity of ILs with single site was low compared to those multiple-sites, which have attracted attention to enhance the CO₂ capacity.

Designing ILs with cooperative sites was considered as attractive to enhance the CO₂ capacity as well as gas adsorption

materials. Vaidhyanathan and Woo¹⁸ reported CO₂ capture by an amine-functionalized nanoporous solid with cooperative sites for the low-pressure binding and large uptake of CO₂. McDonald¹⁹ reported an energy-saving CO₂ separation by small temperature or pressure swings *via* the cooperative insertion of CO₂ in diamine-appended MOFs such as mmen-Mg₂(dobpdc). It has been found that cooperative CO₂ capture is a much feasible way to achieve high capacity and reversibility.^{20,21} Recently, cooperative sites were considered in designing ILs. Wang *et al.*²² synthesized hydroxyl-pyridinium based ILs with dual cooperative sites to fix CO₂ for the delocalized π electrons, which enhanced by 85% of the capacity to 1.58 mol mol⁻¹ IL. Similarly, the cooperation of Lewis acid–basic reaction and the hydrogen bond interactions of IL with CO₂ were put to good use to improve CO₂ capture with imidazolium ILs.¹⁶ Dai *et al.*²³ found the dual sites of [P₄₄₄₂]₂[IDA] could be activated by weakening the depression of amine and high capacity of 1.69 mol CO₂ per mol [P₄₄₄₂]₂[IDA] was achieved. Wang and Cui²⁴ synthesized [P₄₄₄₂][Suc] with structural preorganization for improving the capture to 1.65 mol mol⁻¹ IL of low-concentration CO₂ as 10 vol% through multiple site cooperation, the capacity would be further enhanced to 2.21 mol mol⁻¹ IL at 20 °C and 1.0 bar by tuning the anion substituent group.²⁵ However, [apmim]²⁶ with the active sites of imidazolium anion and amine group in cation, [aemmim][Tau]²⁷ and [aP₄₄₄₃][AA]²⁸ with an amine group both in cation and anion, [DAIL]²⁹ with a dual amine group in cation as well as [Arg], [Lys], [AA-Im]-based ILs^{30,31} with a dual amine group in cation were reported as a CO₂ absorbent but have capacity just up to equimolar

College of Materials Science and Engineering, Huaqiao University, Xiamen, Fujian 361021, P. R. China. E-mail: chenistrylx@163.com; linlab@hqu.edu.cn

† Electronic supplementary information (ESI) available: Tables S1–S3, Fig. S1–S5, and the data of characterization. See DOI: 10.1039/c9ra09293e



similar to the ILs with a single site, which means one site might be suppressed or inactive. Mu²⁷ thought that there is interplay of the dual amine in ILs, which might restrict their ability. As can be seen, cooperation is the key to the high capacity of ILs with dual sites,^{32,33} but the depression of one site is a common problem making the active site to be suppressed and have low CO₂ capacity.

A dual site-functionalized IL consists of three parts including cation, site A and site B in anion, as shown in Fig. 1. Two possible causes influence the activity of sites, including the interactions between a cation and anion, and the interactions between site A and site B. In our previous study, the effects of cation was investigated and the results indicated that strong interactions between cation and anion would deactivate one site.³⁴ In this study, the interplay between dual sites was investigated; amino acids with binary acids are considered as an anion precursor to investigate the depression effects of CO₂ absorption sites. Phosphonium ions [P₆₆₆₁₄] and [P₄₄₄₂] are selected as the cations. The structure of the used ILs is presented in Chart 1. There are two potential sites including amino acid (AA) and anion site (R) in [AA-R]. Thereinto, it has been reported that [P₆₆₆₁₄][AA] could capture CO₂ efficiently *via* the reaction of an amine group with CO₂ to carbamic acid. Indolium (Ind) and imidazolium (Im) ions are also good choices for CO₂ absorption with high capacity, while carboxylate (Ac) anion prefers to react with CO₂ and should be active to fix CO₂ efficiently, sulfonate (Su) ion would not react with CO₂. The results in this study indicate that the dual sites in ILs could cooperate and do their best in the CO₂ capture if two sites have quite an activity; otherwise, the less active site would be suppressed by another site. Furthermore, [P₆₆₆₁₄]₂[Am-iPA] was synthesized with equivalent dual sites to cooperative CO₂ absorption, and the results showed that it presented high capacity as 2.38 mol CO₂ per mol IL at 30 °C and 1 bar.

Results and discussion

Properties of ILs

Some properties of these synthesized ILs such as their thermal property and viscosity were detected, and are shown in Table 1. The decomposition temperature of [P₆₆₆₁₄]₂[AA-Im] and [P₆₆₆₁₄]₂[AA-Ind] containing azole groups are 258 °C and 252 °C, respectively. [P₆₆₆₁₄]₂[Am-PA] with a benzene substituent was stable until the temperature reached above 300 °C, and they are thermally stable enough for the application as a CO₂ absorbent. The viscosity of these ILs are thousands of cPa and it is considered that the high viscosity

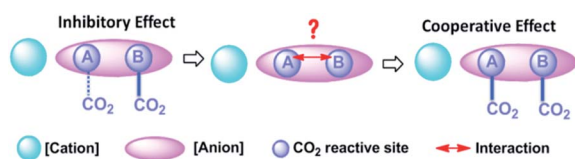


Fig. 1 Schematic of the interactions of CO₂ with dual site-functionalized IL.

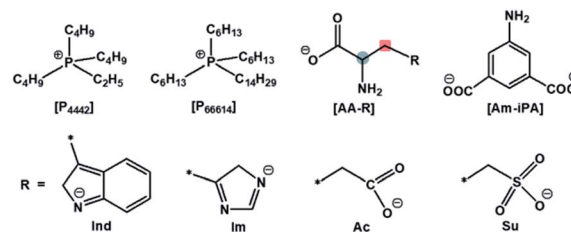


Chart 1 The structure of cations and dual-site anions of ILs.

was derived from the hydrogen bond formation in amine-based ILs.

CO₂ absorption

These ILs were applied to CO₂ absorption under 1 bar CO₂ pressure at 30 °C (Fig. 2). [P₆₆₆₁₄]₂[AA-Ac] showed a high capacity of 1.97 mol CO₂ per mol IL. With an exchange of a cation, the IL [P₄₄₄₂]₂[AA-Ac] shows a capacity of 2.05 mol CO₂ per mol IL, with no obvious distinction with the exchange of a phosphonium cation, and this phenomenon is similar to that observed in the previous studies.^{34,35} Thus, the following experiments take [P₆₆₆₁₄] as the ILs' cation. Otherwise, [P₆₆₆₁₄]₂[AA-Su] presents a CO₂ capacity of 0.49 mol mol⁻¹ IL, which is less than [P₆₆₆₁₄]₂[AA-Ac] for the sulfonic moiety that does not react with CO₂. According to the ref. 6, azolium ions such as [Ind] and [Im] prefer to react with CO₂. [P₆₆₆₁₄]₂[AA-Ind] and [P₆₆₆₁₄]₂[AA-Im] with azolium ions were applied to CO₂ absorption. However, their CO₂ absorption capacities are 1.45 and 1.55 mol mol⁻¹ IL, respectively, which are lower than that of [P₆₆₆₁₄]₂[AA-Ac]. This means the activity of the CO₂ absorption site AA or azolium ions might be suppressed.

The possible mechanism for CO₂ absorption

The possible interaction process controlled by enthalpy was speculated *via* theoretical calculations performed using the Gaussian 03 program at the B3LYP/6-31G++(d,p) level, the optimized structures of the [AA-R], and its CO₂ complexes are listed in Fig. S1† and the enthalpies are listed in Table 2. It is reported that CO₂ could be chemisorbed when the reaction enthalpy is less than about -50 kJ mol⁻¹.⁶ As seen from Table 2, the amine groups are all active for CO₂ absorption according to the reaction enthalpy Δ*H*(AA-CO₂). The reaction enthalpy of CO₂ with an Ac anion in [AA-Ac] is -61.08 kJ mol⁻¹, which means that Ac could react with CO₂ efficiently, and this result coincides with the absorption capacity of [P₆₆₆₁₄]₂[AA-Ac] as 1.97 mol CO₂ per mol IL. The Su anion is not an active site for CO₂ absorption because the reaction enthalpy of CO₂ with the Su anion in [AA-Su] is -27.15 kJ mol⁻¹, which causes the CO₂ capacity of [P₆₆₆₁₄]₂[AA-Su] presenting 0.49 mol mol⁻¹ less than [P₆₆₆₁₄]₂[AA-Ac]. The reaction enthalpies of the amine group and Im anion in [AA-Im] with CO₂ are -102.28 and -130.68 kJ mol⁻¹, which indicates that two sites might react with CO₂ preferentially. However, [P₆₆₆₁₄]₂[AA-Im] also showed 0.42 mol CO₂ per mol IL less than [P₆₆₆₁₄]₂[AA-Ac] and is similar to [P₆₆₆₁₄]₂[AA-Ind]. There is an inhibiting effect between sites



Table 1 The viscosity and decomposition temperature of typical ILs

Entry	IL	Viscosity ^a (cPa)	Decomposition temperature ^b (°C)
1	[P ₆₆₆₁₄] ₂ [AA-Im]	2693	258
2	[P ₆₆₆₁₄] ₂ [AA-Su]	4432	296
3	[P ₆₆₆₁₄] ₂ [AA-Ac]	3076	264
4	[P ₆₆₆₁₄] ₂ [AA-Ind]	4220	252
5	[P ₆₆₆₁₄] ₂ [Am-iPA]	5135	320

^a Viscosity data were obtained using a Bookfield DV-II+ Pro viscometer at 30 °C. ^b Decomposition temperature was measured by DTG with temperature increase from 30 °C to 600 °C at a rate of 10 °C min⁻¹ under an argon gas flow.

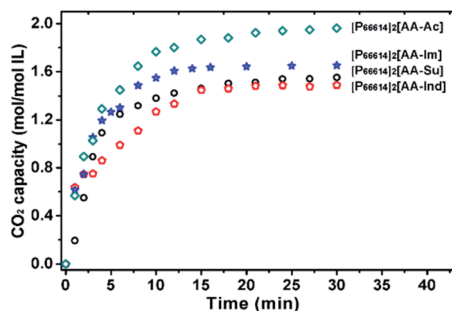


Fig. 2 Properties of the CO₂ absorption of dual site-functionalized ILs at 30 °C and 1 bar CO₂ pressure.

including anion and amine, where the amine site competes with anion in CO₂ reaction. The CO₂ capacity was associated with the relative activation of two sites, which was considered as the value of $\Delta H(\text{R}-\text{CO}_2)$ divided by $\Delta H(\text{AA}-\text{CO}_2)$. The results in Fig. 3 indicate that there is a high CO₂ capacity when the activation of two sites are almost equivalent, whereas the CO₂ capacity is much lower.

The CO₂ absorption with these ILs was investigated *via* IR and ¹³C NMR spectroscopy, as shown in Fig. 4. There are 2 new peaks at 160.4 ppm and 158.2 ppm in the ¹³C NMR spectra compared with CO₂ saturated [P₆₆₆₁₄]₂[AA-Ac] and its fresh state, while the chemical shift of the CH (marked with green circle) and CH₂ (marked with red square) groups have a few ppm changes, which indicates that CO₂ is fixed in two forms. As seen from the IR spectra of [P₆₆₆₁₄]₂[AA-Ac] in Fig. 4(b), the vibration absorption of the carboxylate anion at 1585 cm⁻¹ shift to 1610 cm⁻¹ and the IR absorption intensity

of the captured CO₂ between 1630–1760 cm⁻¹ increases with a gradual increase in the CO₂ content, which indicates that the carboxylate anion assists in CO₂ absorption.

The 2D IR spectroscopy is a usual method to study the dynamics of interactions.^{36,37} Thereinto, the IR spectra of ILs associated with the CO₂ content in 2D correction forms are shown in Fig. 5. Compared with the synchronous and asynchronous correction of [P₆₆₆₁₄]₂[AA-Ac], it is interesting that the absorption between 1630–1780 cm⁻¹ consists of several peaks. There are cross-correlation peaks marked with the elliptical line that appeared at (1715 cm⁻¹, 1585 cm⁻¹), where 1585 cm⁻¹ belongs to the carboxylate anion and 1715 cm⁻¹ belongs to the fixed CO₂. The $\Psi(1715 \text{ cm}^{-1}, 1585 \text{ cm}^{-1})$ in Fig. 5(a) is opposite in signs to $\Phi(1715 \text{ cm}^{-1}, 1585 \text{ cm}^{-1})$ in Fig. 5(c), which indicates that the change of 1585 cm⁻¹ precedes 1715 cm⁻¹. Similarly, with the analysis of the correlation among the peaks of [P₆₆₆₁₄]₂[AA-Ac] at 1585, 1660 and 1715 cm⁻¹, it indicates that the absorption at 1660 cm⁻¹ belongs to the fixed CO₂ with the amine group in [AA-Ac] also follows 1585 cm⁻¹, while 1715 cm⁻¹ and 1660 cm⁻¹ appear simultaneously for no cross-correlation peak at $\Phi(1713 \text{ cm}^{-1}, 1660 \text{ cm}^{-1})$, which is marked with dotted square in Fig. 5(c). Thus, the amine site of [AA-Ac] reacts with one CO₂, then another CO₂ fixed by an anion site, dual sites of ILs such as [P₆₆₆₁₄]₂[AA-Ac] could be listed as path (a) in Fig. 6, it presents high capacity of up to 1.97 mol CO₂ per mol IL owing to the cooperation of amine group and the carboxylate anion.

However, what happens on using [P₆₆₆₁₄]₂[AA-Im] as a CO₂ absorption agent?

As can be seen from Fig. S3† that the partial IR spectra of [P₆₆₆₁₄]₂[AA-Im] varied with the CO₂ content, the IR

Table 2 Reaction enthalpies of CO₂ with one site of [AA-R]

[AA-R]	Reaction enthalpy ^a		CO ₂ capacity ^b	Relative activation of two sites ^c
	$\Delta H(\text{AA}-\text{CO}_2)$	$\Delta H(\text{R}-\text{CO}_2)$		
[AA-Ac]	-106.15	-61.08	1.97	0.58
[AA-Su]	-103.67	-27.15	1.48	0.26
[AA-Im]	-102.28	-130.68	1.55	1.28
[AA-Ind]	-105.32	-136.78	1.45	1.30
[Am-iPA]	-75.85	-64.53	2.38	0.85

^a kJ mol⁻¹, the reaction enthalpies were calculated by the Gaussian program at B3LYP/6-31G++(d,p) level. ^b mol mol⁻¹ IL, CO₂ absorption was operated at 30 °C, 1 bar. ^c Relative activation of two sites was presented as $\Delta H(\text{AA}-\text{CO}_2)$ divide by $\Delta H(\text{R}-\text{CO}_2)$.



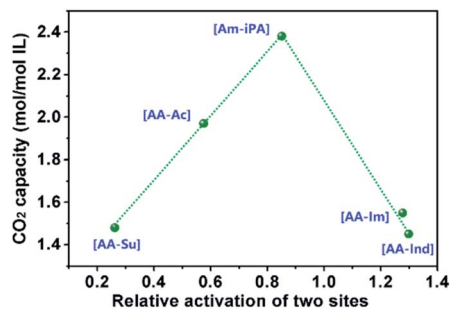


Fig. 3 Properties of CO₂ absorption capacity of dual sites ILs varied with relative activation of two sites presented as $\Delta H(R-CO_2)$ divide by $\Delta H(AA-CO_2)$.

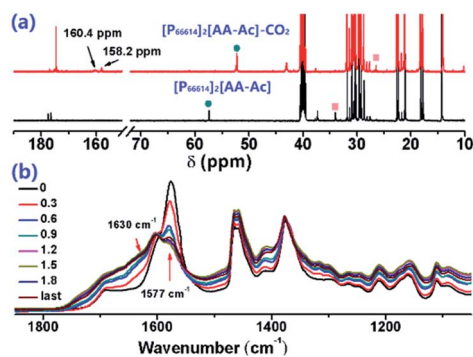


Fig. 4 (a) ¹³C NMR spectra of [P₆₆₆₁₄]₂[AA-Ac] compared with its CO₂ saturated complex, (b) IR spectra of [P₆₆₆₁₄]₂[AA-Ac] varied with CO₂ content.

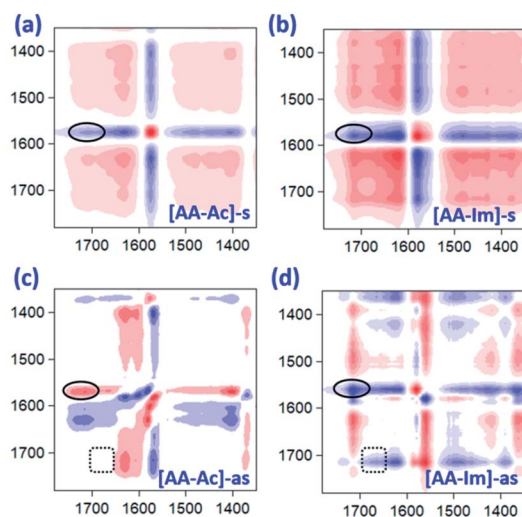


Fig. 5 Two-dimensional correction of the IR spectra of typical ILs with CO₂ content as a variable factor. (a) Synchronous correction of [P₆₆₆₁₄]₂[AA-Ac]; (b) synchronous correction of [P₆₆₆₁₄]₂[AA-Im]; (c) asynchronous correction of [P₆₆₆₁₄]₂[AA-Ac]; (d) asynchronous correction of [P₆₆₆₁₄]₂[AA-Im]. Red represents positive intensity and blue negative intensity.

absorption of the carboxylate anion at 1578 cm⁻¹ gets blue-shift with the uptake of CO₂, and the absorption of the fixed CO₂ with the Im and amine group appear at 1713 and

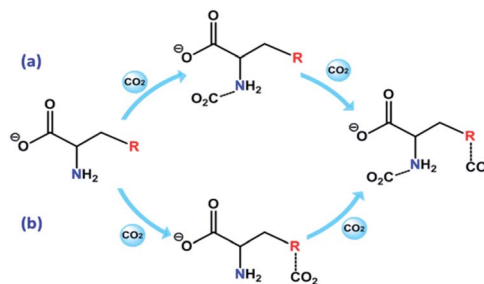


Fig. 6 Possible reaction mechanism of dual sites ILs.

1664 cm⁻¹, respectively. Compared with the synchronous and asynchronous 2D correction IR spectra of [P₆₆₆₁₄]₂[AA-Im] associated with the CO₂ content, the sign of $\Psi(1713\text{ cm}^{-1}, 1578\text{ cm}^{-1})$ in Fig. 5(b) and $\Phi(1713\text{ cm}^{-1}, 1578\text{ cm}^{-1})$ in Fig. 5(d) indicate the absorption of fixed CO₂ by imidazolium at 1713 cm⁻¹ before the change in the vibration absorption of the carboxylate anion at 1578 cm⁻¹. Similarly, the IR absorption of the fixed CO₂ with the amine group in [AA-Im] at 1664 cm⁻¹ follows 1713 cm⁻¹, while the absorption appears at 1664 cm⁻¹ prior to 1578 cm⁻¹. Thus, the reaction of CO₂ with dual site ILs could be listed as path (b) in Fig. 6, that the amine site of [AA-Im] reacts with CO₂ following with CO₂ fixed by anion site, which is different from [P₆₆₆₁₄]₂[AA-Ac]. The ¹³C NMR spectra in Fig. 7 shows that one new carbon appeared at 157.9 ppm compared with CO₂ saturated [P₆₆₆₁₄]₂[AA-Im] and its fresh state. It is noticed that the chemical shift of CH (marked with a green circle) group shifts tiny, which would be attributed to the reaction of the amine group with CO₂ be suppressed. A similar phenomenon occurs in CO₂ absorption with [P₆₆₆₁₄]₂[AA-Ind]. We thought that cooperative CO₂ absorption with dual site-functionalized ILs might be liable to occur when the dual sites have the equivalent ability.

Application of cooperation

Based on this opinion that the sites with equivalent ability are more likely to form cooperative CO₂ absorption, we know that the valence electron delocalizes in the conjugated plane, so that the charge can be dispersed. Thereinto, [P₆₆₆₁₄]₂[Am-iPA] was synthesized by taking advantage of a benzene ring, which is one of the most common conjugated planes. The reaction enthalpy of CO₂ with the amine group and carboxylate anion

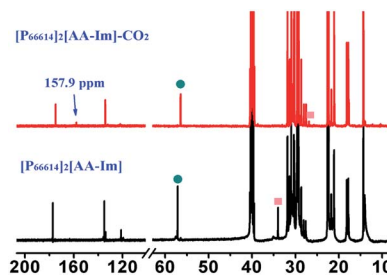


Fig. 7 Partial ¹³C NMR spectra of [P₆₆₆₁₄]₂[AA-Im] compared with [P₆₆₆₁₄]₂[AA-Im]-CO₂.



were calculated to predict the possibility of the cooperative CO₂ absorption of dual sites. The reaction enthalpy of CO₂ with carboxylate anion and amine in [Am-iPA] are -64.53 and -75.85 kJ mol⁻¹, respectively, which indicate that two sites might react with CO₂, and the reactions are more moderate than with [AA-Im] and [AA-Ind], which is a benefit to CO₂ desorption. [P₆₆₆₁₄]₂[Am-iPA] was applied to CO₂ absorption with capacity as high as 2.38 mol mol⁻¹ IL within 20 min at 30 °C. There are two new carbon peaks of captured CO₂ with [P₆₆₆₁₄]₂[Am-iPA] that appeared at 157.7 and 156.5 ppm in the ¹³C NMR spectra from Fig. 8(c). In the carbon capture utilization, moisture may be one of the strongest competitors to CO₂ in the absorption with ILs; therefore, the humid CO₂ absorption performance with [P₆₆₆₁₄]₂[Am-iPA] was tested at 30 °C (Fig. S5†). The results indicated that [P₆₆₆₁₄]₂[Am-iPA] was diluted with 2.5 wt% water, and the CO₂ absorption capacity of [P₆₆₆₁₄]₂[Am-iPA] with the copresence of water remained at 8.56 wt%. Compared with the dry CO₂ absorption capacity of 9.14 wt% (2.38 mol CO₂ per mol IL), it was demonstrated that a small amount of water in IL did not significantly reduce the CO₂ capture capability.^{33,34} The influence of temperature and pressure were investigated. The results in Fig. 8(a and b) indicate that the CO₂ capacity decreases to 1.19 mol mol⁻¹ when temperature increase to 70 °C under 1.0 bar, or decreases to 1.79 mol mol⁻¹ when the CO₂ partial pressure decreases to 0.1 bar at 30 °C, which means that the captured CO₂ could be desorbed by increasing the temperature and decreasing the CO₂ partial pressure. The thermal stability of [P₆₆₆₁₄]₂[Am-iPA] was characterized *via* TGA measurement with its decomposition temperature set as 322 °C. Ten consecutive absorption cycles of CO₂ by [P₆₆₆₁₄]₂[Am-iPA] are displayed in Fig. 8(d) and exhibit reversibility with the captured CO₂ being desorbed at 80 °C and 1 kPa vacuum for 1 hour. With the cooperation of dual sites, higher CO₂ capacity as well as weaker interactions between CO₂ and IL could be achieved.

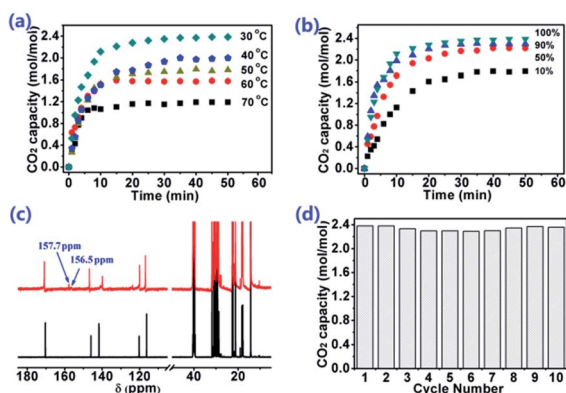


Fig. 8 Properties of CO₂ absorption with [P₆₆₆₁₄]₂[Am-iPA]. (a) CO₂ capacity varied with temperature. (b) CO₂ capacity varied with the CO₂ content of CO₂ and N₂ mixed gas at 1 bar pressure. (c) ¹³C NMR spectra of [P₆₆₆₁₄]₂[Am-iPA] compared with the [P₆₆₆₁₄]₂[Am-iPA]-CO₂ complex. (d) 10 recycle of CO₂ absorption at 30 °C and 1 bar CO₂ pressure, and desorption at 80 °C and 1 kPa vacuum for 1 hour.

Experimental

Materials and methods

The used reagents such as DL-aspartic acid (AA-Ac), L-histidine (AA-Im), tryptophan (AA-Ind), DL-homocysteic acid (AA-Su), and 5-aminoisophthalic acid (Am-iPA) were purchased from Aladdin Industrial Co. Tributylethylphosphonium bromide and trihexyl(tetradecyl)phosphonium bromide were purchased from Nanjing Chemlin Biomedical Technology Company. An anion exchange resin in the chloride form (95% purity) and tributylamine (98% purity) were purchased from Sinopharm Group Chemical Company.

Synthetic procedures

ILs were prepared *via* synthesizing halide ILs, anion exchange, and neutralization with amino acids. Taking the synthesis of trihexyl(tetradecyl)phosphonium tryptophan ([P₆₆₆₁₄]₂[AA-Ind]) as an example. Trihexyl(tetradecyl)phosphonium bromide ([P₆₆₆₁₄][Br]) was synthesized according to the reported ref. 38. A solution of trihexyl(tetradecyl)phosphonium hydroxide ([P₆₆₆₁₄][OH]) in ethanol was obtained from [P₆₆₆₁₄][Br] by the anion-exchange method,⁴ and equimolar tryptophan was added to the ethanol solution of [P₆₆₆₁₄][OH]; the mixture was dealt with a vacuum-rotary evaporation procedure at 60 °C to remove the most of ethanol after stirring at room temperature for 24 h. Then, all ILs were dried under vacuum at 80 °C for 24 h and freeze-dried to remove possible traces of water.

Characterization

The synthesized ILs were confirmed *via* NMR and FTIR spectroscopies (see the NMR and IR absorption data in ESI†), and FTIR spectra were recorded using a Nicolet iS50 FT-IR spectrometer. ¹H and ¹³C NMR spectra were recorded on a 500 MHz Bruker Avance III spectrometer in a deuterated reagent using tetramethylsilane as the standard, and the purities of ILs were calculated based on the NMR spectra. Moreover, the content of the ILs used in this work in higher than 95%. Furthermore, the water content of these ILs was determined by Karl Fischer titration, which was lower than 0.5 wt%. The viscosity of ILs was detected on a Brookfield DV-II+ Pro viscometer at 30 °C. Their thermal stability was analysed *via* TGA on Shimadzu DTG-60H with an increase in temperature from 25 °C to 600 °C with an increased ratio of 10 °C min⁻¹ under N₂ gas protection.

CO₂ absorption

CO₂ absorption experiments with the IL were carried out according to our previous report. CO₂ desorption was operated under a vacuum pressure of 1 kPa for an hour to recover the IL. CO₂ capture properties with IL were proposed *via* calculation, and all calculations were performed in this study using the Gaussian 03 programs package. For each set of calculations, we calculated the geometry optimization for the free anion and the cation-CO₂ complex, and their energies at the B3LYP/6-31G++(d,p) level. 2D correlation IR spectroscopy was acquired *via* a 2D software based on Fourier transform and the analysis



was according to the so-called Noda's rule. The intensity of the synchronous 2D correlation spectrum $\Phi(\nu_1, \nu_2)$ represents the simultaneous or coincidental changes in two spectral intensity variations measured at ν_1 and ν_2 during the measurement interval of the NH_3 content, while the intensity of an asynchronous spectrum $\Psi(\nu_1, \nu_2)$ represents sequential or successive but not coincidental changes in spectrum measured separately at ν_1 and ν_2 .

Conclusions

In summary, a variety of dual site-functionalized ILs $[\text{P}_{66614}]_2[\text{AA}-\text{R}]$ were synthesized with an amino acid group and basic anion including sulfonate, carboxylate, imidazolium, and indolium to investigate the suppression and cooperation between each site in CO_2 absorption. Combined with CO_2 absorption experiments, IR and NMR spectroscopic analyses, and DFT calculations, CO_2 absorption results indicated that the CO_2 capacity increases first but decreases later with the continuous increase in the CO_2 absorption ability of R. The ability of the amine group to capture CO_2 would be suppressed when the interactions of another site with CO_2 is stronger. Thus, the dual site-functionalized ILs might be cooperative to achieve high CO_2 capacity by balancing two sites to be equivalent. Based on this point, $[\text{P}_{66614}]_2[\text{Am}-\text{iPA}]$ was further synthesized by taking the advantage of a conjugated benzene ring. As expected, $[\text{P}_{66614}]_2[\text{Am}-\text{iPA}]$ showed capacity as high as 2.38 mol CO_2 per mol IL and without capacity decrease within 10 times recycle performance of CO_2 absorption and desorption. Cooperation exists widely in a variety of fields as well as gas absorption, and the investigation of the knowledge of suppression would be better to achieve cooperation.

Conflicts of interest

There are no conflicts to declare.

Acknowledgements

This work was supported by the National Natural Science Foundation of China (21803021), Natural Science of Fujian Educational Foundation (JZ160407), Fujian Provincial Natural Science Foundation of China (2016J01060, 2017J01016), Education and Scientific Research Project from Fujian (JAT170032). We acknowledge the Subsidized Project for Post-graduates' Innovative Fund of Scientific Research of Huaqiao University and the Instrumental Analysis Centre of Huaqiao University.

References

- M. R. Raupach, G. Marland, P. Ciais, C. Le Quere, J. G. Canadell, G. Klepper and C. B. Field, *Proc. Natl. Acad. Sci. U. S. A.*, 2007, **104**, 10288–10293.
- J. H. Huang and T. Ruther, *Aust. J. Chem.*, 2009, **62**, 298–308.
- M. Aghaie, N. Rezaei and S. Zendeheboudi, *Renewable Sustainable Energy Rev.*, 2018, **96**, 502–525.
- B. E. Gurkan, J. C. de la Fuente, E. M. Mindrup, L. E. Ficke, B. F. Goodrich, E. A. Price, W. F. Schneider and J. F. Brennecke, *J. Am. Chem. Soc.*, 2010, **132**, 2116–2117.
- E. D. Bates, R. D. Mayton, I. Ntai and J. H. Davis, *J. Am. Chem. Soc.*, 2002, **124**, 926–927.
- C. M. Wang, X. Y. Luo, H. M. Luo, D. E. Jiang, H. R. Li and S. Dai, *Angew. Chem., Int. Ed.*, 2011, **50**, 4918–4922.
- T. Umecky, M. Abe, T. Takamuku, T. Makino and M. Kanakubo, *J. CO2 Util.*, 2019, **31**, 75–84.
- G. Gurau, H. Rodriguez, S. P. Kelley, P. Janiczek, R. S. Kalb and R. D. Rogers, *Angew. Chem., Int. Ed.*, 2011, **50**, 12024–12026.
- C. M. Wang, H. M. Luo, H. R. Li, X. Zhu, B. Yu and S. Dai, *Chem.–Eur. J.*, 2012, **18**, 2153–2160.
- K. Huang, Y. T. Wu and S. Dai, *Ind. Eng. Chem. Res.*, 2015, **54**, 10126–10133.
- S. Seo, M. Quiroz-Guzman, M. A. DeSilva, T. B. Lee, Y. Huang, B. F. Goodrich, W. F. Schneider and J. F. Brennecke, *J. Phys. Chem. B*, 2014, **118**, 5740–5751.
- A. H. Liu, R. Ma, C. Song, Z. Z. Yang, A. Yu, Y. Cai, L. N. He, Y. N. Zhao, B. Yu and Q. W. Song, *Angew. Chem., Int. Ed.*, 2012, **51**, 11306–11310.
- B. F. Goodrich, J. C. de la Fuente, B. E. Gurkan, Z. K. Lopez, E. A. Price, Y. Huang and J. F. Brennecke, *J. Phys. Chem. B*, 2011, **115**, 9140–9150.
- X. Y. Luo, F. Ding, W. J. Lin, Y. Q. Qi, H. R. Li and C. M. Wang, *J. Phys. Chem. Lett.*, 2014, **5**, 381–386.
- S. Seo, M. A. DeSilva, H. Xia and J. F. Brennecke, *J. Phys. Chem. B*, 2015, **119**, 11807–11814.
- F. Ding, X. He, X. Y. Luo, W. J. Lin, K. H. Chen, H. R. Li and C. M. Wang, *Chem. Commun.*, 2014, **50**, 15041–15044.
- B. Hong, L. D. Simoni, J. E. Bennett, J. F. Brennecke and M. A. Stadtherr, *Ind. Eng. Chem. Res.*, 2016, **55**, 8432–8449.
- R. Vaidhyanathan, S. S. Iremonger, G. K. H. Shimizu, P. G. Boyd, S. Alavi and T. K. Woo, *Science*, 2010, **330**, 650–653.
- T. M. McDonald, J. A. Mason, X. Q. Kong, E. D. Bloch, D. Gygi, A. Dani, V. Crocella, F. Giordanino, S. O. Odoh, W. S. Drisdell, B. Vlasisavljevich, A. L. Dzubak, R. Poloni, S. K. Schnell, N. Planas, K. Lee, T. Pascal, L. W. F. Wan, D. Prendergast, J. B. Neaton, B. Smit, J. B. Kortright, L. Gagliardi, S. Bordiga, J. A. Reimer and J. R. Long, *Nature*, 2015, **519**, 303–304.
- R. Vaidhyanathan, S. S. Iremonger, G. K. H. Shimizu, P. G. Boyd, S. Alavi and T. K. Woo, *Angew. Chem., Int. Ed.*, 2012, **51**, 1826–1829.
- R. L. Siegelman, T. M. McDonald, M. I. Gonzalez, J. D. Martell, P. J. Milner, J. A. Mason, A. H. Berger, A. S. Bhovvn and J. R. Long, *J. Am. Chem. Soc.*, 2017, **139**, 10526–10538.
- X. Y. Luo, Y. Guo, F. Ding, H. Q. Zhao, G. K. Cui, H. R. Li and C. M. Wang, *Angew. Chem., Int. Ed.*, 2014, **53**, 7053–7057.
- F. F. Chen, K. Huang, Y. Zhou, Z. Q. Tian, X. Zhu, D. J. Tao, D. E. Jiang and S. Dai, *Angew. Chem., Int. Ed.*, 2016, **55**, 7166–7170.
- Y. J. Huang, G. K. Cui, Y. L. Zhao, H. Y. Wang, Z. Y. Li, S. Dai and J. J. Wang, *Angew. Chem., Int. Ed.*, 2017, **56**, 13293–13297.



- 25 Y. J. Huang, G. K. Cui, H. Y. Wang, Z. Y. Li and J. J. Wang, *J. CO₂ Util.*, 2018, **28**, 299–305.
- 26 Y. Zhang, Z. Wu, S. Chen, P. Yu and Y. Luo, *Ind. Eng. Chem. Res.*, 2013, **52**, 6069–6075.
- 27 Z. M. Xue, Z. F. Zhang, J. Han, Y. Chen and T. C. Mu, *Int. J. Greenhouse Gas Control*, 2011, **5**, 628–633.
- 28 Y. Q. Zhang, S. J. Zhang, X. M. Lu, Q. Zhou, W. Fan and X. P. Zhang, *Chem.–Eur. J.*, 2009, **15**, 3003–3011.
- 29 J. Z. Zhang, C. Jia, H. F. Dong, J. Q. Wang, X. P. Zhang and S. J. Zhang, *Ind. Eng. Chem. Res.*, 2013, **52**, 5835–5841.
- 30 X. F. Wang, N. G. Akhmedov, Y. H. Duan, D. Luebke and B. Y. Li, *J. Mater. Chem. A*, 2013, **1**, 2978–2982.
- 31 Y. S. Sistla and A. Khanna, *Chem. Eng. J.*, 2015, **273**, 268–276.
- 32 M. Vafaezadeh, J. Aboudi and M. M. Hashemi, *RSC Adv.*, 2015, **5**, 58005–58009.
- 33 J. Guzmán, C. Ortega-Guevara, R. G. de León and R. Martínez-Palou, *Chem. Eng. Technol.*, 2017, **40**, 2339–2345.
- 34 X. Y. Luo, X. Y. Chen, R. X. Qiu, B. Y. Pei, Y. Wei, M. Hu, J. Q. Lin, J. Y. Zhang and G. G. Luo, *Dalton Trans.*, 2019, **48**, 2300–2307.
- 35 P. Brown, B. E. Gurkan and T. A. Hatton, *AIChE J.*, 2015, **61**, 2280–2285.
- 36 R. F. Yuan and M. D. Fayer, *J. Phys. Chem. B*, 2019, **123**, 7628–7639.
- 37 F. K. Wang, Y. Zhang, Y. Gao, P. Luo, J. W. Su, W. Han, K. L. Liu, H. Q. Li and T. Y. Zhai, *Small*, 2019, **15**, 1901347.
- 38 Y. Y. Jiang, G. N. Wang, Z. Zhou, Y. T. Wu, J. Geng and Z. B. Zhang, *Chem. Commun.*, 2008, **4**, 505–507.

