


 Cite this: *RSC Adv.*, 2020, 10, 8805

Received 24th December 2019

Accepted 21st February 2020

DOI: 10.1039/c9ra10888b

[rsc.li/rsc-advances](http://rsc.li/rsc-advances)

# Catalytic, selective, and stereocontrolled construction of C4 quaternary and homobenzylic dihydroisoquinolones by $sp^3$ C–H benzylation†

 Timothy K. Beng \* and Antonio Moreno

C1 benzylated isoquinoline derivatives constitute the core of benzylisoquinoline alkaloids (BIAs). However, their C4 congeners remain elusive. Here, we describe a diastereoselective, catalytic, and modular C( $sp^3$ )–C( $sp^3$ ) coupling protocol wherein  $\beta$ -amino  $sp^3$  C–H bonds of readily affordable vicinally functionalized dihydroisoquinolones are replaced by  $sp^3$  C–benzyl bonds. The method provides expedient access to C4 quaternary and homobenzylic dihydroisoquinolones, which are attractive fragments for potential drug discovery.

## Introduction

One of the most succinct approaches to C( $sp^3$ )–C( $sp^3$ ) bond construction is  $\alpha$ -enolate alkylation of carbonyl compounds.<sup>1</sup> The approach provides the opportunity to modify ordinary and broadly available unactivated carboxylic acid derivatives such as esters. However, the strongly basic conditions that are frequently employed in enolate nucleophilic addition/substitution reactions often lead to a compromise in efficiency, selectivity, and functional group compatibility. Transition metal-catalyzed cross-coupling reactions continue to emerge as viable alternatives to these aforementioned environmentally unfriendly approaches.<sup>2</sup> In particular, transition metal-catalyzed C( $sp^3$ )–C( $sp^3$ ) coupling wherein  $sp^3$  C–H bonds are replaced by  $sp^3$  C–alkyl bonds, leading to vicinally functionalized *N*-heterocycles, is an attractive transformation given that alkyl-substituted cyclic amines/amides constitute the core of several fragrances, agrochemicals, ligands, alkaloid natural products and pharmaceuticals.<sup>3</sup> Despite its poor departing ability, the hydrogen atom is still viewed as an ideal functional handle owing to its relative abundance in organic molecules, which increases its availability for manipulation in either *de novo* or late-stage functionalization strategies. The dehydrogenation of alcohols to the corresponding carbonyl compounds, which subsequently undergo condensation with a CH-acidic compound followed by hydrogen auto-transfer to form  $\alpha$ -alkylated products, is a redox neutral strategy that is quite appealing. Fittingly, several transition metals are capable of catalyzing the dehydrative coupling of alcohols with carbonyl-containing compounds.<sup>4</sup> However, no dehydrative coupling

method exists for  $\alpha$ -alkylation of  $\alpha,\alpha$ -substituted esters with alcohols to generate  $\alpha$ -quaternary esters. This is quite understandable since all of the aforementioned methods rely on the formation of an aldol or Knoevenagel-type condensation product followed by concomitant reduction of the C=C bond. Benzylic and homobenzylic all-carbon quaternary stereocenters have shown the propensity to mitigate a spectrum of structural diversity and conformational constraint issues in medicinal chemistry.<sup>5</sup> We have therefore identified the catalytic and stereocontrolled installation of a C4 quaternary homobenzylic stereocenter on the skeleton of dihydroisoquinolones (DHIQs) as an important research objective.

Intrinsic to our design of selecting DHIQs as substrates for  $sp^3$  C–H benzylation is the recognition that a subset of natural products, which display a broad spectrum of biological activities,<sup>6</sup> harbor benzyl groups on the carbon skeleton of the aza-heterocycle. Examples of these benzylisoquinoline alkaloids (BIAs) are depicted in Fig. 1. Although the literature is inundated with examples of C1 benzylated isoquinoline derivatives, general and selective strategies for C4 benzylation leading to all-carbon quaternary stereocenters remain elusive.<sup>7</sup> We have sought to bridge this gap and herein report a C( $sp^3$ )–C( $sp^3$ ) site- and diastereoselective benzylation methodology wherein  $sp^3$  C–H bonds of DHIQs are replaced by  $sp^3$  C–benzyl bonds, in sterically congested environments (Fig. 2A). Conceptually, the approach is closely related to the well-heeled Pd-catalyzed allylic alkylation of carbonyl compounds.<sup>8</sup> While this manuscript was in preparation, we became aware of Yang's annulation-based approach to C4 quaternary and homobenzylic DHIQs (Fig. 2B).<sup>9</sup>

## Results and discussion

Gleaning from prior reports on Pd-catalyzed benzylation of azlactones, simple unbranched esters, and 3-aryl oxindoles, using benzyl electrophiles,<sup>10</sup> we commenced studies on C4

Department of Chemistry, Central Washington University, Ellensburg, WA 98926, USA.  
 E-mail: [Timothy.beng@cwu.edu](mailto:Timothy.beng@cwu.edu)

† Electronic supplementary information (ESI) available: Experimental procedures and spectroscopic data. See DOI: 10.1039/c9ra10888b



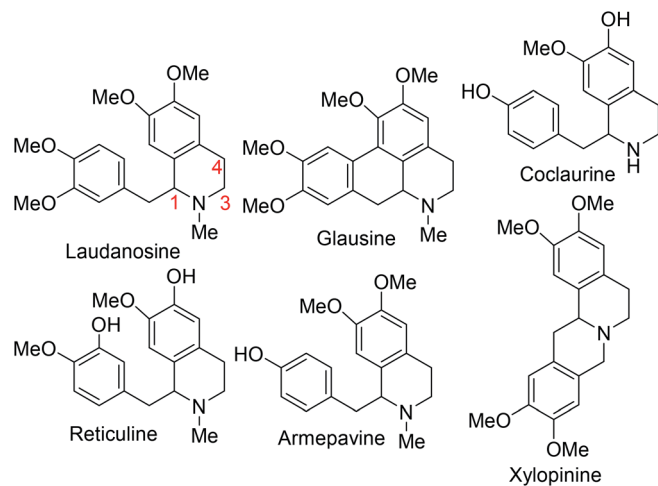
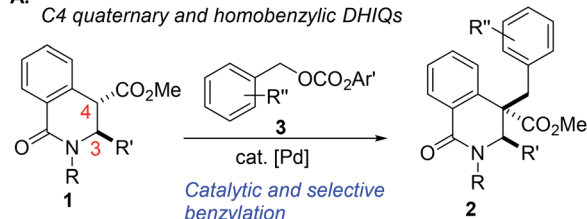


Fig. 1 Examples of biologically active benzylisoquinoline alkaloids (BIAs).

**A: Site- and diastereoselective construction of C4 quaternary and homobenzylic DHIQs**



**B: Recent synthesis of C4 quaternary and homobenzylic DHIQs**

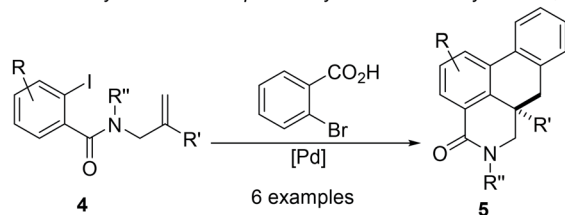
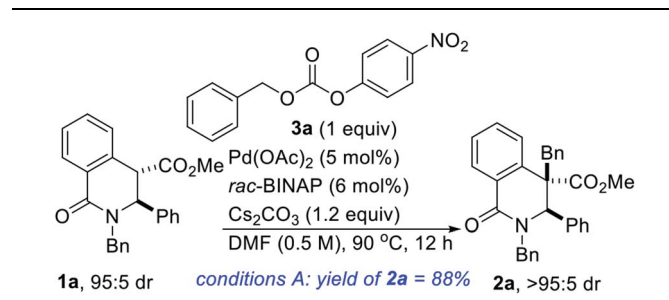


Fig. 2 (A) Proposed plan for the selective construction of C4 quaternary and homobenzylic dihydroisoquinolones (B) Yang's recent synthesis of C4 quaternary and homobenzylic polycyclic dihydroisoquinolones.

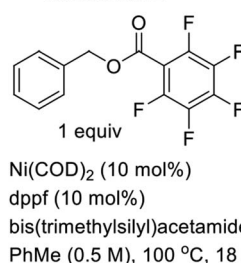
benzylation of DHIQs using model substrate **1a**. Hindered and unactivated esters such as **1a** generally have an unfavorable ester-enolate equilibrium owing to their low  $\alpha$ -CH acidities. Additionally, it can be difficult to control the steric course of alkylation of acyclic esters since the enolate geometry is not predictable *a priori*. Another inherent challenge of these studies involves the difficulty associated with generating the presumed  $\pi$ -benzyl-palladium intermediate, which requires dearomatization of the electrophilic component.<sup>10a</sup> After surveying different reaction conditions (Table 1), we were pleased to find that **1a** undergoes efficient benzylation to furnish product **2a** in 88% isolated yield when carbonate **3a** is employed. The optimization studies further revealed that DMF out-performs other solvents such as 2-methyltetrahydrofuran (2-MeTHF), *N,N*-dimethylacetamide (DMA), and 1,4-dioxane.  $\text{Cs}_2\text{CO}_3$  is

Table 1 Optimization of the diastereoselective and site-selective benzylation of DHIQ **1a** with benzyl carbonate **3a**

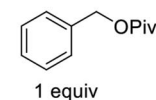


Entry	Deviation from conditions A	% yield
1	2-Me THF as solvent	32
2	<i>N,N</i> -Dimethylacetamide (DMA) as solvent	72
3	1,4-Dioxane as solvent	36
4	NaOAc in place of $\text{Cs}_2\text{CO}_3$	23
5	Hunig's base in place of $\text{Cs}_2\text{CO}_3$	28
6	Performed at 110 °C for 4 h	76
7	10 mol% $\text{PPh}_3$ in place of <i>rac</i> -BINAP	0
8	10 mol% <i>tert</i> - $\text{Bu}_3\text{P}$ in place of <i>rac</i> -BINAP	0
9	<i>S</i> -BINAP in place of <i>rac</i> -BINAP	83(50:50 er)
10	<i>R</i> -BINAP in place of <i>rac</i> -BINAP	81(50:50 er)
11	$\text{BnOCO}_2t\text{Bu}$ in place of $\text{BnOCO}_2\text{Me}$	79
12	$\text{BnOP}(\text{O})(\text{OEt})_2$ in place of $\text{BnOCO}_2\text{Me}$	63
13	$\text{BnOP}(\text{O})(\text{OPh})_2$ in place of $\text{BnOCO}_2\text{Me}$	80
14	Conditions B in place of conditions A	77
15	Conditions C in place of conditions A	53

**conditions B**



**conditions C**

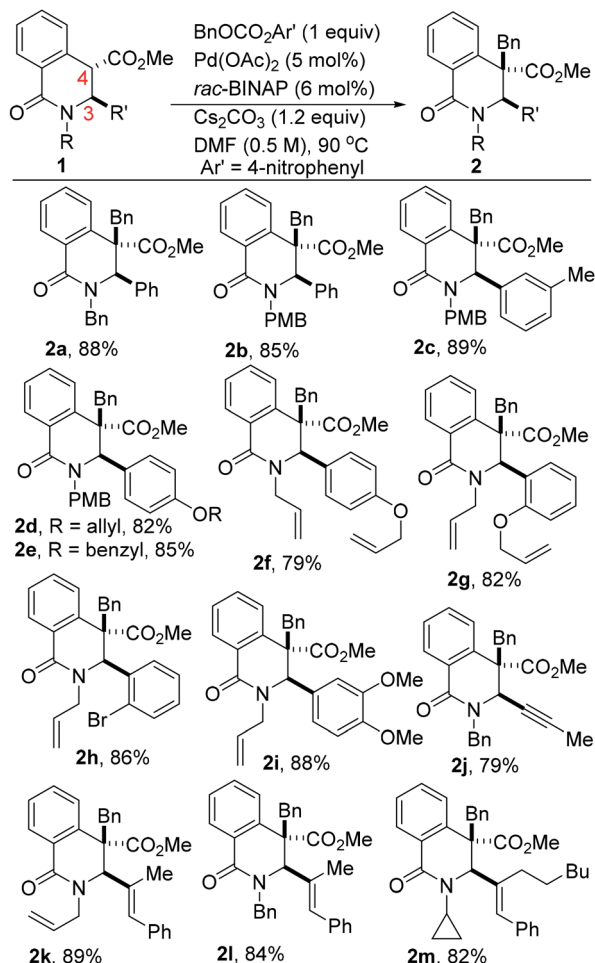


$\text{Ni}(\text{COD})_2$  (10 mol%)  
*rac*-BINAP (10 mol%)  
*tert*-BuOLi (1.1 equiv)  
PhMe (0.5 M), 100 °C, 12 h

a more suitable base than NaOAc and Hunig's base, but the reasons are unclear at this point. Performing the reaction at an elevated temperature for a shorter duration has no beneficial effect on the efficacy of the transformation (entry 6). No coupling occurs when the BINAP ligand is replaced by triphenylphosphine (entry 7) or tri-*tert*-butylphosphine (entry 8). Although the diastereoselectivity of benzylation is impeccable, the use of enantiopure versions of BINAP does not lead to any asymmetric induction (entries 9 & 10). Benzyl carbonate **3a** appears to be best suited for this site-selective benzylation compared to the other benzyl electrophiles that we have surveyed (entries 11–13). Nickel-catalyzed conditions<sup>11</sup> were also evaluated but they did not perform as well as the optimized Pd-catalyzed conditions (entries 14 & 15).

With satisfactory conditions for site-selective and catalytic and diastereoselective benzylation of DHIQs in hand, the scope of the transformation with respect to the stereoelectronics of the nucleophile (*i.e.*, the DHIQ) was next explored (Scheme 1). DHIQs bearing *N*-alkyl, allyl, and benzyl substituents were



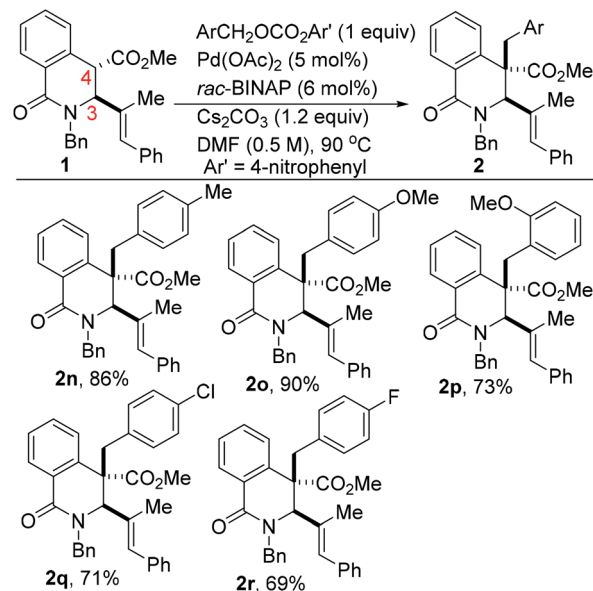


PMB = *para*-methoxybenzyl; Isolated yields are reported. Performed on 1.0 mmol scale using 2 mL DMF. Reaction times ranged from 10 to 18 h. Diastereomeric ratios were determined by GC-MS analysis. Relative configurations were established using coupling constant analyses and NOESY analyses in some cases.

Scheme 1 Scope of nucleophile in the selective benzylation of DHIQs.

surveyed. Pleasingly, the quaternary DHIQs are obtained in synthetically attractive yields when benzyl carbonate 3a is added to a wide range of diversely functionalized lactamoyl esters (see 2a–m). C3-arylated DHIQs harboring alkoxy, allyloxy, benzyloxy, and halogen substituents all react satisfactorily (entries 2a–i). Furthermore, a DHIQ bearing an alkynyl substituent at C3 is amenable to this diastereoselective benzylation protocol (see 2j). The transformation fully tolerates C3 alkenyl substituents (entries 2k–m), which bodes well for late-stage diversification. Although speculative, the diastereoselectivity of the transformation is presumably governed by substituent effects, especially the vicinal C3 substituent.

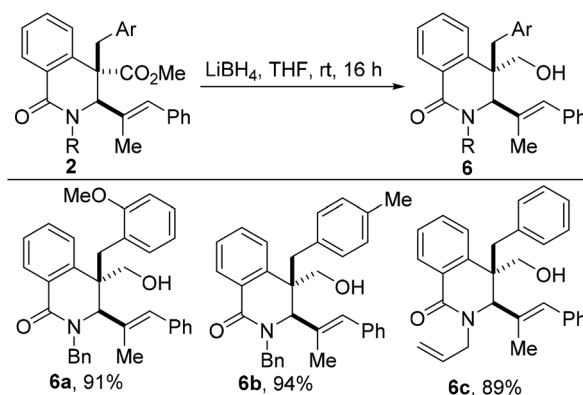
The scope of the transformation with respect to the electrophilic benzyl carbonate coupling partner has been briefly explored (Scheme 2). In the event, we find that electron-rich benzyl carbonates out-perform their electron-deficient counterparts (see 2o vs. 2r). As has been previously articulated,<sup>10a</sup> ionization of the benzyl electrophile to the  $\eta^3$ -benzyl-palladium



Scheme 2 Scope of benzyl carbonate electrophile in the catalytic and selective benzylation of DHIQs.

cationic intermediate can either proceed through coordination of Pd(0) to the  $\pi$ -system and concomitant ionization to the  $\eta^3$ -benzyl-palladium cation or through  $S_N2$  displacement of the carbonate leaving group by palladium leading to the  $\sigma$ -bound cation, which then isomerizes to the  $\pi$ -benzyl cation. In these studies, we surmise that substitution followed by isomerization is operative given that less electron-rich benzyl carbonates react slowly and less efficiently under identical conditions; consistent with a mechanism involving  $S_N2$  displacement as opposed to pre-coordination. Tsuno and co-workers have previously rationalized that increased electron density would stabilize the transition state in an  $S_N2$ -type reaction, leading to charged intermediates.<sup>12</sup> Additionally, an  $S_N2$  displacement with palladium has been proposed in studies on oxidative addition to benzyl chloride.<sup>13</sup>

A potentially beneficial aspect of these studies is the scalable nature of the reaction without any compromise in efficiency and



Scheme 3 Chemoselective reduction of C4 quaternary and homo-benzylic dihydroisoquinolones.



selectivity. This has set the stage for post-diversification studies, leading to the construction of attractive fragments for potential drug discovery. For example, lithium borohydride-assisted chemoselective reduction of the ester group affords isoquinolone alkenols of type **6** (Scheme 3). The practical and reliable synthesis of saturated azaheterocycles bearing a hydroxymethyl group such as **6**, is noteworthy given that this substructure constitutes the core of several alkaloids, including calycotomine.<sup>14</sup>

## Conclusions

In summary, the successful implementation of a Pd-catalyzed  $\alpha$ -ester functionalization strategy wherein remote  $sp^3$  C–H bonds of vicinally functionalized dihydroisoquinolones are replaced by  $sp^3$  C–benzyl bonds has led to the diastereoselective synthesis of C4 quaternary and homobenzylic dihydroisoquinolones. The transformation tolerates a variety of synthetically useful functional groups such as haloarenes, alkenes, and alkynes. Electron-rich benzyl carbonates are more amenable to this  $sp^3$  C–H benzylation than their electron-deficient counterparts. Post-diversification has led to the synthesis of C4 quaternary dihydroisoquinolones bearing a hydroxymethyl group, a substructure that constitutes the core of several isoquinoline alkaloids, including calycotomine. The development of an enantioselective version of the transformation is ongoing as well as efforts to discover potentially potent antileishmania compounds.

## Experimental

All experiments involving air and moisture sensitive reagents such as organolithium reagents were carried out under an inert atmosphere of nitrogen and using freshly distilled solvents. Column chromatography was performed on silica gel (230–400 mesh). Thin-layer chromatography (TLC) was performed using Silicycle Siliaplate™ glass backed plates (250  $\mu$ m thickness, 60 Å porosity, F-254 indicator) and visualized using UV (254 nm) or KMnO<sub>4</sub> stain. Unless otherwise indicated, <sup>1</sup>H, <sup>13</sup>C, and DEPT-135 NMR, and NOESY spectra were acquired using CDCl<sub>3</sub> solvent at room temperature. Chemical shifts are quoted in parts per million (ppm). HRMS-EI<sup>+</sup> data were obtained using either electrospray ionization (ESI) or electron impact (EI) techniques. High-resolution ESI was obtained on an LTQ-FT (ion trap; analyzed using Excalibur). High resolution EI was obtained on an Autospec (magnetic sector; analyzed using MassLynx). Representative GC-MS traces are provided to substantiate the diastereomeric ratios.

### General procedure A

**Conversion of 1 to 2.** Pd(OAc)<sub>2</sub> (11.25 mg, 0.05 mmol, 5 mol%), *rac*-BINAP (37.25 mg, 0.06 mmol, 6 mol%) and Cs<sub>2</sub>CO<sub>3</sub> (391 mg, 1.2 mmol, 1.2 equiv.) were added to a dry and degassed vial at room temperature. *N,N*-dimethylformamide (1.0 mL) was added and after 10 minutes of stirring at room temperature the benzyl carbonate (1.0 mmol, 1.0 equiv.), and the DHIQ

dissolved in 1 mL DMF (1.0 mmol, 1.0 equiv.). The contents were heated to 90 °C for 10 or 18 h (TLC and GC-MS monitoring). After cooling to room temperature, the reaction was filtered through Celite® and the solvent evaporated under reduced pressure. The crude mixture was purified by flash chromatography on silica eluting with hexanes/EtOAc.

### General procedure B

**Chemoselective ester reduction.** To a stirred suspension of LiCl (42.39 mg, 1.0 mmol) and KBH<sub>4</sub> (53.94 mg, 1.0 mmol) in dry THF (2 mL), a solution of quaternary ester **2** (0.25 mmol) in dry THF (10 mL) was added dropwise for 5 min. The reaction mixture was stirred at room temperature for 22 h. The solvent was removed under reduced pressure and the residue was poured into water (20 mL). The suspension was extracted with ethyl acetate and the organic phase was dried (Na<sub>2</sub>SO<sub>4</sub>). After removal of the solvent, the residue was purified by flash chromatography on silica.

**Synthesis of C4 quaternary DHIQ 2a.** Prepared from ester **1a** (371.4 mg, 1.0 mmol) and benzyl 4-nitrophenylcarbonate (273.24, 1 mmol, 1 equiv.) using General procedure A. Purification: flash chromatography on silica eluting with hexane/EtOAc (80 : 20). Yield = 406 mg, 88%. <sup>1</sup>H NMR (400 MHz, CDCl<sub>3</sub>)  $\delta$  8.38 (d, *J* = 1.5 Hz, 1H), 7.44–7.33 (m, 6H), 7.32–7.24 (m, 5H), 7.28–7.15 (m, 4H), 6.51 (dd, *J* = 8.0, 1.1 Hz, 1H), 6.44 (dt, *J* = 7.1, 1.4 Hz, 2H), 5.77 (d, *J* = 14.5 Hz, 1H), 4.62 (s, 1H), 3.49 (d, *J* = 14.5 Hz, 1H), 3.31 (d, *J* = 13.1 Hz, 1H), 3.28 (s, 3H), 2.88 (d, *J* = 13.0 Hz, 1H). <sup>13</sup>C NMR (101 MHz, CDCl<sub>3</sub>)  $\delta$  171.12, 163.15, 136.79, 136.61, 135.93, 135.10, 131.26, 130.75, 130.63, 129.40, 128.96, 128.90, 128.69, 128.49, 128.17, 128.09, 128.05, 127.86, 127.83, 126.93, 67.12, 58.19, 51.81, 48.43, 45.99. FTIR (KBr): 2976.0754, 2927.2335, 1721.7979, 1650.1792, 1492.0415, 1438.4625, 1362.2698, 1320.5399, 1290.1484, 1206.364, 1180.3512, 1146.7618, 1132.397, 995.8166, 918.8793, 700.1334. HRMS calc. for C<sub>31</sub>H<sub>27</sub>NO<sub>3</sub> 461.1991, found 461.1208.

Note: all other benzylated products depicted in Schemes 1 and 2 were prepared as described above. Spectroscopic data can be found in the ESI.†

**Synthesis of alcohol 6a.** Prepared from quaternary ester **2p** (133 mg, 0.25 mmol) using General procedure B. Purification: flash chromatography on silica eluting with hexane/EtOAc (50 : 50). Yield = 114.6 mg, 91%. <sup>1</sup>H NMR (400 MHz, CDCl<sub>3</sub>)  $\delta$  8.24 (dd, *J* = 7.7, 1.5 Hz, 1H), 7.54 (dd, *J* = 7.5, 1.8 Hz, 1H), 7.37–6.94 (m, 11H), 6.98–6.82 (m, 2H), 6.61 (s, 1H), 6.51–6.38 (m, 2H), 6.24 (dd, *J* = 7.9, 1.1 Hz, 1H), 5.46 (d, *J* = 14.2 Hz, 1H), 4.27 (d, *J* = 14.2 Hz, 1H), 4.22 (s, 1H), 3.91 (d, *J* = 11.3 Hz, 1H), 3.83 (s, 3H), 3.64 (d, *J* = 11.3 Hz, 1H), 2.88–2.73 (m, 2H), 1.78 (s, 1H) 1.30 (s, 3H). <sup>13</sup>C NMR (101 MHz, CDCl<sub>3</sub>)  $\delta$  163.87, 157.85, 139.53, 136.80, 136.45, 135.93, 131.97, 131.55, 131.26, 130.95, 129.21, 129.10, 128.68, 128.37, 127.59, 127.24, 127.16, 126.35, 125.25, 124.76, 120.99, 110.61, 70.54, 61.60, 55.47, 44.92, 42.64, 42.50, 14.48. FTIR (KBr): 3384.5368, 2972.9933, 2932.8937, 1638.2038, 1449.1308, 1364.7192, 1290.2159, 1270.3054, 1247.8533, 1206.5967, 1179.918, 1131.1074, 1071.4274, 994.4373, 924.8386, 881.7598, 797.4882, 700.0535. HRMS calc. for C<sub>34</sub>H<sub>33</sub>NO<sub>3</sub> 503.2460, found 503.2463.



Note: all other alcohols depicted in Scheme 3 were prepared as described above. Spectroscopic data can be found in the ESI.†

## Conflicts of interest

There are no conflicts of interest to declare.

## Acknowledgements

We are grateful to Central Washington University for financial support to T. K. B. A. M. is a STEP fellow. The School of Graduate Studies and Research is thanked for partial support of this work through a Faculty Research Award to T. K. B. as well as a Summer Fellowship to A.M.

## Notes and references

- 1 B. M. Stoltz, N. B. Bennett, D. C. Duquette, A. F. G. Goldberg, Y. Liu, M. M. Loewinger and C. M. Reeves, *Compr. Org. Synth.*, 2014, **3**, 1–55.
- 2 (a) J. D. Scott and R. M. Williams, *Chem. Rev.*, 2002, **102**, 1669–1730; (b) M. E. Welsch, S. A. Snyder and B. R. Stockwell, *Curr. Opin. Chem. Biol.*, 2010, **14**, 347–361; (c) N. Palmer, T. M. Peakman, D. Norton and D. C. Rees, *Org. Biomol. Chem.*, 2016, **14**, 1599–1610; (d) C. W. Murray and D. C. Rees, *Angew. Chem., Int. Ed.*, 2016, **55**, 488–492; (e) I. P. Singh and P. Shah, *Expert Opin. Ther. Pat.*, 2017, **27**, 17–36.
- 3 (a) W. R. Gutekunst and P. S. Baran, *Chem. Soc. Rev.*, 2011, **40**, 1976–1991; (b) T. Brückl, R. D. Baxter, Y. Ishihara and P. S. Baran, *Acc. Chem. Res.*, 2012, **45**, 826–839; (c) J. Yamaguchi, A. D. Yamaguchi and K. Itami, *Angew. Chem., Int. Ed. Engl.*, 2012, **51**, 8960–9009; (d) J. A. Labinger and J. E. Bercaw, *Nature*, 2002, **417**, 507–514; (e) T. W. Lyons and M. S. Sanford, *Chem. Rev.*, 2010, **110**, 1147–1169.
- 4 (a) G. A. Filonenko, R. van Putten, E. J. M. Hensen and E. A. Pidko, *Chem. Soc. Rev.*, 2018, **47**, 1459–1483; (b) F. Kallmeier and R. Kempe, *Angew. Chem., Int. Ed.*, 2018, **57**, 46.
- 5 (a) J. Christoffers and A. Baro, *Adv. Synth. Catal.*, 2005, **347**, 1473; (b) A. Y. Hong and B. M. Stoltz, *Eur. J. Org. Chem.*, 2013, **13**, 2745; (c) A. C. B. Burtoloso, *Synlett*, 2009, **20**, 320; (d) C. Hawner and A. Alexakis, *Chem. Commun.*, 2010, **46**, 7295; (e) P. G. Cozzi, R. Hilgraf and N. Zimmermann, *Eur. J. Org. Chem.*, 2007, **20**, 5969.
- 6 (a) M. Perez, Z. Wu, M. Scalone, T. Ayad and V. Ratovelomanana-Vidal, *Eur. J. Org. Chem.*, 2015, 6503–6514; (b) I. P. Singh and P. Shah, *Expert Opin. Ther. Pat.*, 2017, **27**, 17–36.
- 7 For an isolated example of directing group-assisted C4 benzylation using a lithium amide base, see M. M. Amer, A. C. Carrasco, D. J. Leonard, J. W. Ward and J. Clayden, *Org. Lett.*, 2018, **20**, 7977–7981.
- 8 For reviews, see: (a) J. Tsuji, *Tetrahedron*, 2015, **71**, 6330–6348; (b) B. M. Trost, *Tetrahedron*, 2015, **71**, 5708–5733; (c) J. D. Weaver, A. Recio III, A. J. Grenning and J. A. Tunge, *Chem. Rev.*, 2011, **111**, 1846–1913; (d) B. M. Trost, M. R. Machacek and A. P. Aponick, *Acc. Chem. Res.*, 2006, **39**, 747–760; (e) B. M. Trost and M. L. Crawley, *Chem. Rev.*, 2003, **103**, 2921–2944; (f) B. M. Trost and D. L. Van Vranken, *Chem. Rev.*, 1996, **96**, 395–422.
- 9 For an annulation-based approach to C4 quaternary and homobenzylic dihydroisoquinolones, see X. Luo, L. Zhou, H. Lu, G. Deng, Y. Liang, C. Yang and Y. Yang, *Org. Lett.*, 2019, **21**, 9960–9964.
- 10 (a) B. M. Trost and L. C. Czabaniuk, *Angew. Chem., Int. Ed.*, 2014, **53**, 2826–2851; (b) B. M. Trost and L. C. Czabaniuk, *Chem.–Eur. J.*, 2013, **19**, 15210–15218; (c) B. M. Trost and L. C. Czabaniuk, *J. Am. Chem. Soc.*, 2012, **134**, 5778–5781; (d) B. M. Trost and L. C. Czabaniuk, *J. Am. Chem. Soc.*, 2010, **132**, 15534–15536; (e) M. Assié, J.-Y. Legros and J.-C. Fiaud, *Tetrahedron: Asymmetry*, 2005, **16**, 1183–1187; (f) S. Tabuchi, K. Hirano and M. Miura, *Angew. Chem., Int. Ed.*, 2016, **55**, 6973–6977; (g) K. J. Schwarz, C. Yang, J. W. B. Fyfe and T. N. Snaddon, *Angew. Chem., Int. Ed.*, 2018, **57**, 12102–12105.
- 11 E. J. Tollefson, L. E. Hanna and E. R. Jarvo, *Acc. Chem. Res.*, 2015, **48**, 2344–2353.
- 12 S. H. Kim, S.-D. Yoh, C. Lim, M. Mishima, M. Fujio and Y. Tsuno, *J. Phys. Org. Chem.*, 1998, **11**, 254.
- 13 P. K. Wong, K. S. Y. Lau and J. K. Stille, *J. Am. Chem. Soc.*, 1974, **96**, 5956.
- 14 A. Chatterjee and N. Adityachaudhury, *J. Org. Chem.*, 1962, **27**, 309–310.

