


Cite this: *RSC Adv.*, 2020, 10, 17171

Hydroxyethyl sulfone based reactive coalescing agents for low-VOC waterborne coatings†

Jagjit Kaur, Ranganathan Krishnan, Balamurugan Ramalingam^{id}* and Satyasankar Jana^{id}*

The unique characteristics of water-based hydroxyethyl sulfone (HES)-vinyl sulfone (VS) dynamic equilibrium are exploited in the design of new reactive coalescing agents (RCAs) for the first time to address VOC (Volatile Organic Compound) emission issues from waterborne coatings. New RCAs were synthesized as HES analogues of widely used commercial coalescing agents (CAs) and characterized. These HES based RCAs are found to be effective towards film formation as evidenced by minimum film formation temperature (MFFT) studies. Equilibration of HES to VS of these RCAs was established and the VS intermediate was isolated and characterized. Detailed studies reveal that HES analogues of RCAs react with amine/hydroxyl containing monomers and latex only during the film formation through VS formation, while HES remains unreactive during storage in water or aqueous basic solution. The current study demonstrates the potential use of HES compounds as RCAs towards environmentally benign waterborne coatings. The reactivity of HES analogues towards latex polymer is found to be promoted during the film formation without use of any other external triggers like heat or light.

Received 24th January 2020

Accepted 26th April 2020

DOI: 10.1039/d0ra00753f

rsc.li/rsc-advances

Introduction

One of the successful industrial approaches for making surface coatings with low environmental impact is adopting waterborne coatings instead of conventional solvent-borne formulations. Waterborne coatings are widely used in architectural and industrial coatings, adhesives, marine coatings, paper coatings *etc.* Tremendous efforts are currently ongoing by coating formulators to make the coating formulations environmentally benign.^{1,2} In general, emissions from waterborne coatings are significantly less compared to solvent based coatings due to the presence of water as the dispersing medium. Waterborne coatings use lattices made up of very high molecular weight film forming polymers, possessing a high glass transition temperature (T_g) to achieve desired properties after drying. A successful film formation process is essential to avoid porosity and to achieve properties like gloss, scrub resistance *etc.* that rely on latex particle deformation and polymer chain diffusion during a key stage of coating drying process³ called as coalescence. Seminal works by Winnik *et al.*⁴ and Keddie *et al.*⁵ have provided detailed understanding on morphology transformation, polymer chain diffusion and changes in microstructures during the

process of coalescence. The usual approach to achieve better polymer chain diffusion is by lowering T_g or minimum film formation temperature (MFFT) of binder latex polymer with the addition of coalescing agents (CAs). Although these CAs exhibit lower volatility, they are eventually released (Fig. 1a) to the environment over time. Traditional commercial waterborne coatings often contain 2–10 wt% of such CA. This is a significant source of environmental pollutants considering global waterborne coatings market that accounts about 49.6 billion pounds (by dry weight) in 2016 (ref. 6) and increasing 4–6% annually.

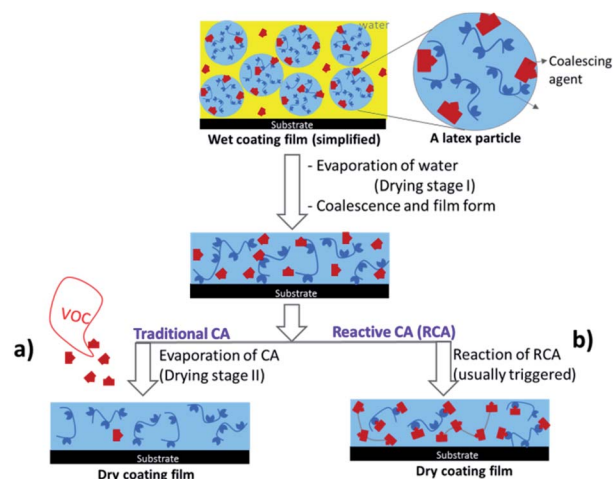


Fig. 1 Film formation process in the presence of coalescing agents (CAs, (a)) and reactive coalescing agents (RCAs, (b)) in waterborne coating.

Functional Molecules & Polymers, Institute of Chemical and Engineering Sciences, Agency for Science, Technology and Research (A*STAR), 1, Pesek Road, Jurong Island, 627 833, Singapore. E-mail: balamurugan_ramalingam@ices.a-star.edu.sg; satyasankar_jana@ices.a-star.edu.sg

† Electronic supplementary information (ESI) available: For HPLC analysis of reaction mixture, mass analysis of intermediates and spectral data for all the compounds. See DOI: 10.1039/d0ra00753f



Both industries and academia are constantly addressing VOC emission issues due to environmental concerns, long term health hazards and stringent regulations on the usage of CAs. One of the ways to overcome this issue is to use reactive coalescing agents (RCAs).⁷ These RCAs act like traditional CAs before, and during coating film formation, however, permanently become integral part of the coating film due to their reactivity either with the latex binder polymer (Fig. 1b) or by the formation of high molecular weight species by reacting themselves. Improvement of T_g and MFFT after reaction of CAs with the latex polymer was recently confirmed⁸ by both molecular dynamics simulation and calorimetry. A series of low odour CAs containing dicyclopentenylacrylate^{7,9} functional groups was reported to react in the presence of radical initiators during film formation. 2,2,4-Trimethyl-3-oxopentanoate substituted CAs such as ethylene glycol and butyl carbitol, were known¹⁰ to incorporate with latex polymer upon UV curing. Lahtinen *et al.*¹¹ reported the synthesis of glycidyl esters/ethers and their potential application as RCAs. The efficiency of new RCAs in lowering the MFFT of the latex and film properties was shown to be competitive with commercial non-reactive CA, Nexocat™ 795. Fatty acid based RCAs were found to crosslink with acrylic resin by auto-oxidation process in waterborne formulations and decreased the drying time and MFFT substantially.¹² In all the above examples (Fig. 2), except epoxy based RCAs, one or other external triggers are to be employed to trigger reactivity of these RCAs. Usage of external trigger will certainly limits the application area (exterior *versus* interior coatings), add additional cost (*e.g.* application of heat or light and use of initiator and metal catalysts) and complexity in the film formation. RCAs that behave like traditional CA during the storage in containers and

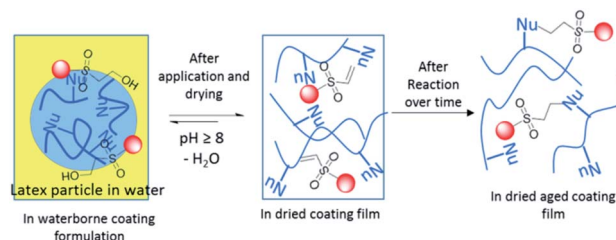


Fig. 3 Hypothesis for the development of new HES based RCAs and their reactivity during and after film formation. 'Nu' refers to free nucleophiles present in the latex.

application, but have the ability to react after the coating is fully dried and specifically without needing of any external trigger would be ideal for coating industries (Fig. 3).

HES are known to be in equilibrium with vinyl sulfone (VS) and its subsequent reaction with nucleophiles (Nu) *via* Michael addition reaction¹³ has been exploited in immobilization,¹⁴ solid phase synthesis, dye chemistry and bioconjugation.¹⁵ Berrisford *et al.* have exploited¹⁶ this HES-VS dynamic equilibrium reaction to produce crosslinked coating film by mixing complementary latices having HES and hydroxyl groups followed by drying. Inspired by this work, we intend to develop HES based RCAs from conventional CAs for coating applications by employing HES-VS dynamic equilibrium. We envisage that once the VS is formed from HES, it will undergo Michael addition reaction with the nucleophilic functional groups present in the latex polymer and form a stable coating film. Herein, we report a series of HES compounds as novel RCAs for waterborne coatings. These RCAs were found to react with the polymer during drying in the absence of any external trigger.

Results and discussion

Synthesis and characteristics of hydroxyethyl sulfones (HES)

To test our hypothesis, we have synthesized four HES compounds by connecting β -hydroxyethylsulfone moiety with CAs such as butyl carbitol (BC-OH), ethylene glycol-2-ethylhexyl ether (EEH-OH), 2,2,4-trimethylpentane-1,3-diol (TMPD-OH) and 1-phenoxy-propan-2-ol (PPH-OH) that are widely used in coating and paint formulations. Compound 3 was obtained from commercially available 4-mercaptobenzoic acid in two steps by simple substitution and protection strategies under the reaction conditions described in Scheme 1. The *tert*-butyldimethyl silyl (TBDMS) protected compound 3 was coupled with hydroxyl containing coalescing agents (BC-OH, EEH-OH, TMPD-OH and PPH-OH) in the presence of 1-ethyl-3-(3-dimethylaminopropyl)carbodiimide (EDC) under basic conditions gave compounds 4a–4d in moderate to good yield. The thioethers 4a–4d were oxidized to sulfone using 1 : 1 mixture of hydrogen peroxide and acetic acid. Under the acidic conditions, we found that the TBDMS also cleaved during sulfoxidation and provided the desired HES compounds in 68–83% yield. The formation of products was confirmed by NMR, mass and elemental analysis. The relevant data are provided in the Experimental section and ESI.† HES-BC and HES-EEH are exist

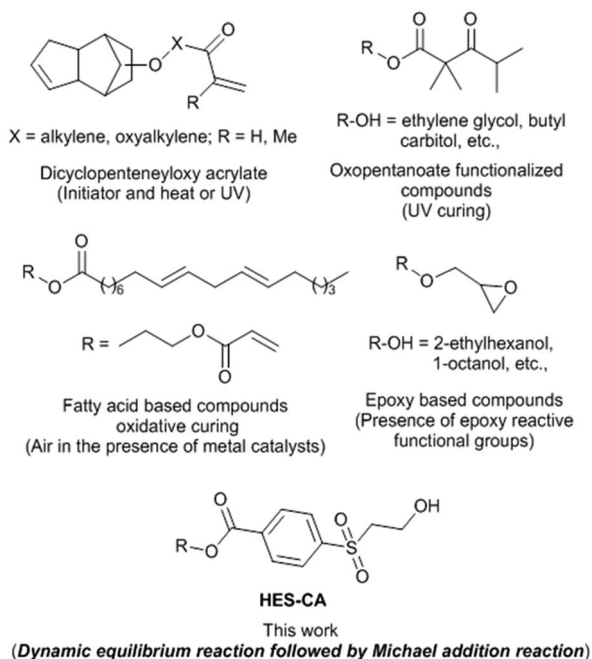
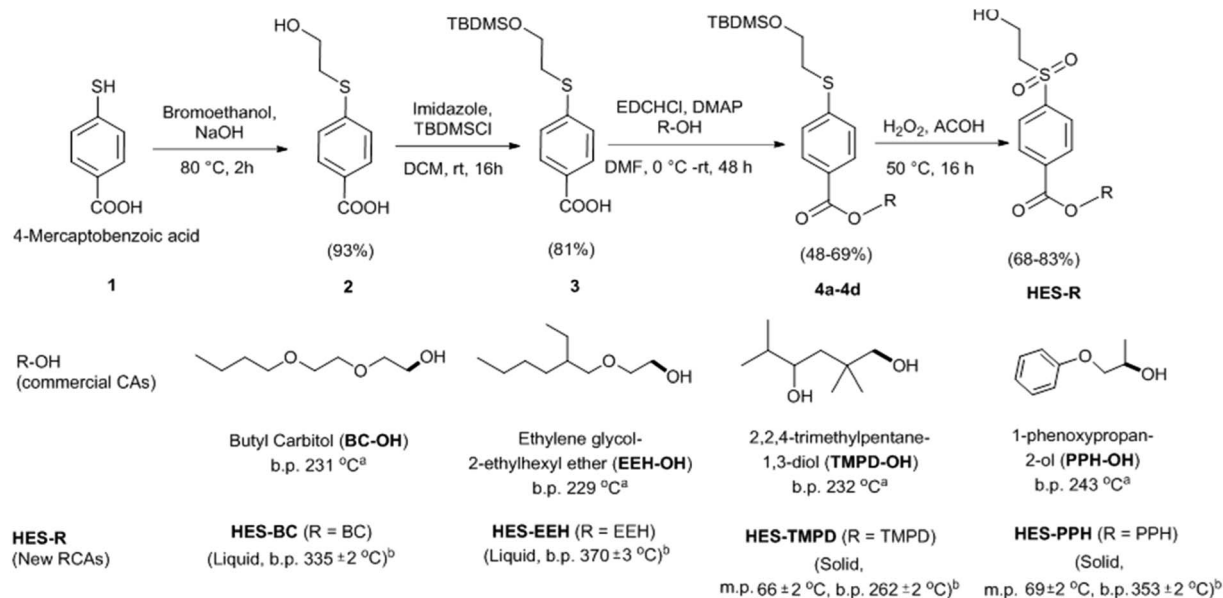


Fig. 2 Comparison of representative known RCAs and new HES based RCAs and trigger methods (within parentheses) employed for their reactivity during film formation.



Scheme 1 Synthesis of hydroxyethyl sulfone (HES) based reactive coalescing agents (RCAs). Boiling points of new RCAs and their commercial CA analogues are given for comparison. ^aReported in the literature. ^bDetermined.

in liquid state, while **HES-TMPD** and **HES-PPH** are semi solids. To understand the existence of HES-VS equilibrium and cross-linking characteristics, **HES-BC** and **HES-EEH** were chosen for further studies due to their physical features. The volatile nature of **HES-BC** and **HES-EEH** were determined by measuring the weight loss at 100 °C for 1 h under EPA (Environmental Protection Agency) method 24 adopted in coating (ESI, Fig S1†). HES based RCAs possess lower percentage of weight loss (**HES-BC**, 12%; **HES-EEH**, 6%) in comparison to their CA analogues (BC, 24%; EEH, 53%). These values indicated that the current HES based RCAs could show significantly less VOC in the resultant coating.

To get preliminary understanding on the film formation features of waterborne latices influenced by the HES based compounds, MFFT measurements were carried out with two commercial latices. In the absence of CA, minimum film formation temperature (MFFT) of latex 1 and latex 2 was measured to be 52.6 °C and 31.2 °C respectively (Fig. 4). When 2 wt% **HES-BC** and **HES-EEH** were independently dispersed with latex 1, the MFFT of the resultant emulsion was diminished to 34.1 °C and 34.0 °C respectively. Similarly, decrease in MFFT was observed for latex 2 with **HES-BC** and **HES-EEH** (Fig. 4). The extent of reduction in MFFT for HES based RCAs is relatively lesser in comparison to the corresponding analogues BC and EEH, possibly due to both inherent physical characteristics (like T_g) of new HES based compounds and difference in molar concentration while using same wt% of HES coalescing agents. To confirm this, MFFT was measured by dispersing same moles of **HES-BC** (equivalent to 2 wt% of BC) with latex 2 and found to be 22.3 ± 0.6 °C. All the above MFFT studies primarily indicated that HES based compounds were dispersible with commercial waterborne lattices and the film formation was occurred in the presence of HES based

compounds with reduction in MFFT values of the original latices.

Studies on HES-VS equilibrium

The above observation encouraged to evaluate the usefulness of HES compounds as RCA for coating applications. In the process of HES reaction with latex or other additives, the formation of vinylsulfone (VS) is crucial. To evaluate the formation of VS from HES based compounds, we carried out set of experiments under basic conditions at which majority of coatings are formulated. **HES-BC** and **HES-EEH** were independently dissolved in acetone¹⁷ and dispersed uniformly in aqueous solution of sodium bicarbonate (0.1 M, pH ~ 8.5) by vigorous stirring. The contents were discharged to Petri dish, allowed to evaporate at room temperature and the dry content was collected for investigation. Analysis of **HES-BC** dispersed contents by high pressure liquid chromatography (HPLC)

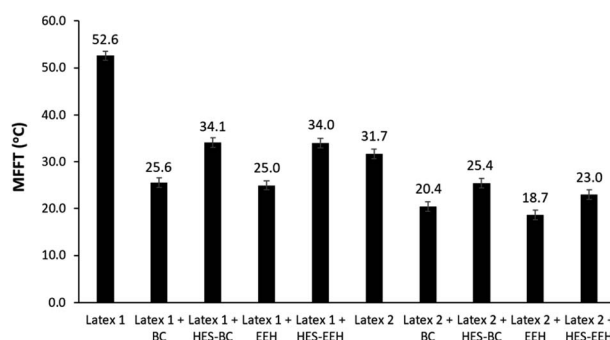


Fig. 4 Minimum film formation temperature (MFFT) of commercial latices in the absence and presence of 2 wt% of CAs (BC-OH and EEH-OH) and HES based RCAs (**HES-BC** and **EEH-BC**). Average MFFT values are given from three independent measurements.



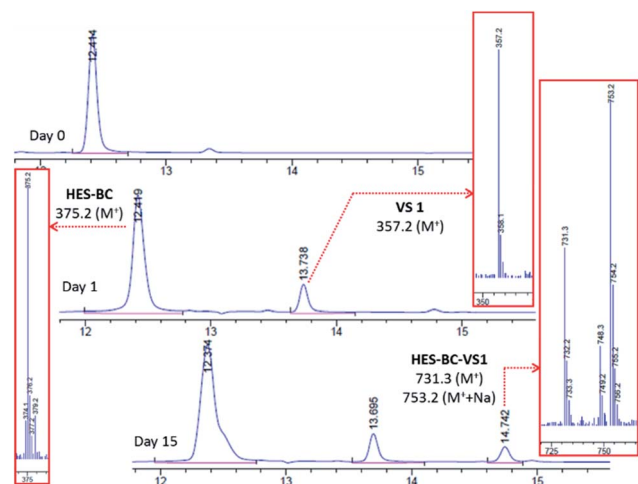
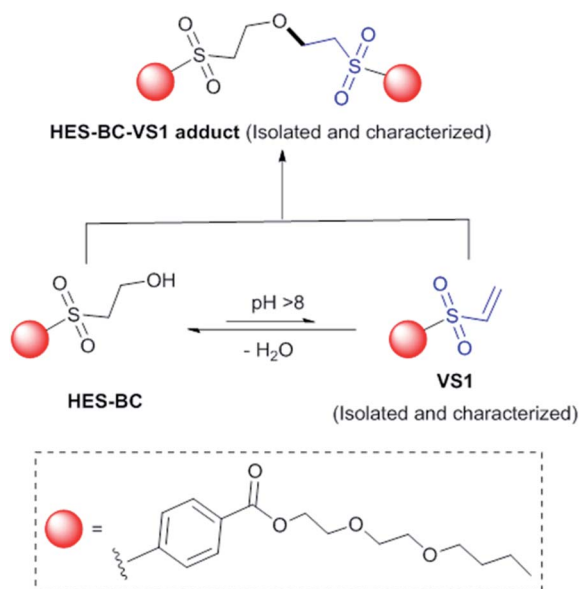


Fig. 5 HPLC-MS traces of HES-BC and VS1 equilibrium and subsequent formation of HES-BC-VS1 adduct.

equipped with mass spectrometer (MS) indicated (Fig. 5) the formation of **VS1** (357.2 Da, M^+) and **HES-BC-VS1** adduct (731.2 Da, M^+). **HES-BC-VS1** adduct was presumably formed by the addition of **HES-BC** to **VS1** by Michael type (Scheme 2) addition. When **HES-EEH** was subject to equilibration of **VS2** (387.0 Da, M^+) and **HES-EEH-VS2** [755.0 Da, (M^+ +Na)] were observed (ESI, Fig. S4 and S5[†]). To gain more understanding, the progress of HES-VS equilibrium was monitored by quantifying the unreacted HES using 2,6-difluorobenzaldehyde as an internal standard. The decrease in concentration of **HES-BC** and the formation of HES-VS adducts are evident (Fig. 6a). Both **VS1** and **HES-BC-VS1** adduct were isolated and characterized by NMR and high resolution mass spectroscopy. To our



Scheme 2 HES-VS equilibrium under basic conditions. Both **VS1** and **HES-BC-VS1** adduct were isolated and characterized by NMR and mass spectroscopy.

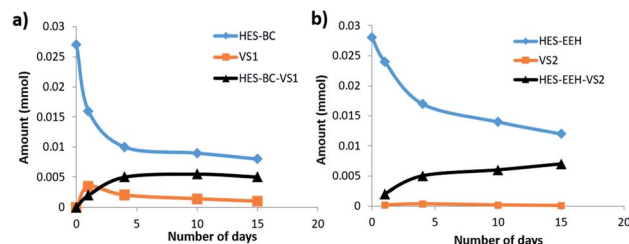


Fig. 6 Rate of consumption of HES-BC (a) and HES-EEH (b) during equilibration under basic conditions. The progress of formation of HES-BC-VS1 and HES-EEH-VS2 adducts is provided.

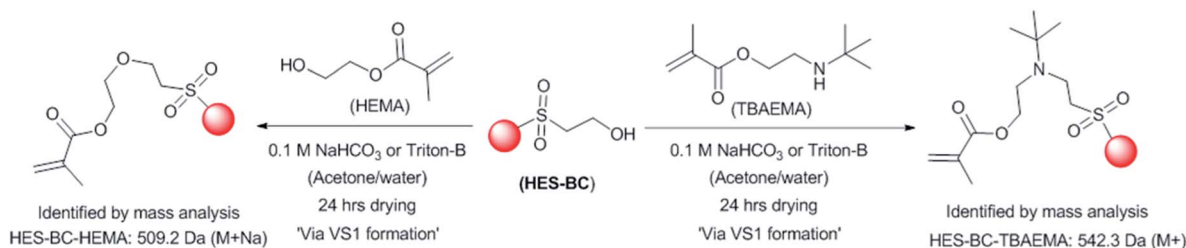
knowledge, VS intermediates have not been isolated and characterized in such HES-VS dynamic equilibrium reactions. In order to verify that the VS formation takes place only during the drying process as well as under basic conditions, the following two control experiments were performed; (i) when **HES-BC** was stirred in aqueous solution of sodium bicarbonate (0.1 M, pH \sim 8.5) in a closed vial, no formation of VS was observed even after 4 days; (ii) when water was used instead of basic sodium bicarbonate solution, no **VS1** formation was observed after drying. **HES-BC** was taken for further reactivity studies with monomers and latex, as **HES-BC** more readily (Fig. 6) forms **VS1** than **HES-EEH** to **VS2** (depletion of \sim 70% for **HES-BC** vs. \sim 57% for **HES-EEH**) under identical drying conditions. For broader applicability, the equilibrium studies also performed in the presence of benzyltrimethylammonium hydroxide (triton-B), an organic base under similar basic (pH \sim 9.0) conditions for **HES-BC**. The formation of **VS1** and **HES-BC-VS1** was observed with 62% depletion of **HES-BC** (Fig. S6, ESI[†]) under identical duration and conditions. The formation of **HES-BC-VS1** adduct strongly encouraged us to test the reactivity of HES with vinyl monomers and latex.

Reactivity of HES/VS with monomers and latex

The reactivity of **HES-BC** with hydroxyl and amine containing monomers such as 2-hydroxyethyl methacrylate (HEMA) and *tert*-butylaminoethyl methacrylate (TBAEMA) was evaluated (Scheme 3). The monomers were dispersed with **HES-BC** in aqueous solution of sodium bicarbonate (pH \sim 8.5) or triton-B (0.1 M, pH \sim 9.0) and allowed to dry in Petri dishes at ambient temperature. Mass analysing of the dry residue containing HEMA confirmed the presence of **HES-BC** [374.1 Da (M^+)], **VS1** [357.2 Da (M^+)] and **HES-BC-HEMA** [509.2 Da (M^+ +Na)] adduct (Fig. S8, ESI[†]). Conversely, only **HES-BC** and **HES-BC-TBAEMA** [542.3 Da (M^+)] adducts were present in TBAEMA containing dry residue (Fig. S9, ESI[†]). This might be attributed to the higher reactivity TBAEMA with **VS1** compared to HEMA. The formation of **HES-BC-VS1** adduct [753.3, Da (M^+ +Na)] was not observed in both dispersed mixtures, possibly due to the presence of excess HEMA and TBAEMA. All the above observations affirm that **HES-BC** has the tendency to form **VS1** under basic conditions and further react with nucleophiles conveniently.

Finally, we evaluated the application of **HES-BC** as RCA towards coating application by synthesizing -OH containing





Scheme 3 Reactivity of HES-BC with 2-hydroxyethyl methacrylate (HEMA) and *tert*-butylaminoethyl methacrylate (TBAEMA) via VS1.

latex¹⁸ using HEMA as one of the monomers. Polymer latex containing approximately 5 mol% hydroxyl groups was synthesized (Fig. 7) *via* an emulsion polymerization of methyl methacrylate (MMA), *n*-butyl acrylate (*n*BA) and 2-hydroxyethyl methacrylate (HEMA) at 65 °C, using ammonium persulphate initiator and sodium dodecyl sulphate surfactant under nitrogen atmosphere. After 30 min, pH was adjusted to ≈ 9.0 using NaHCO₃ solution (5 wt%). Poly(MMA-*co-n*BA-*co*-2HEMA) latex of 32.7 wt% solid content and uniform particle size ($Z_{ave}(DLS) = 62.0$ nm, PDI = 0.09) was obtained. To assess the reactivity of HES-BC with poly(MMA-*co-n*BA-*co*-2HEMA) latex, HES-BC was dispersed directly with the latex. In another independent experiment, triton-B (0.05 wt% with respect to HES-BC) was added during dispersion. The dispersed content was taken into a Petri dish and dried at atmosphere. Sample was taken for analysis after 1, 4, 7, 10 and 15 days. The latex film was washed with diethyl ether and the ether soluble fraction containing unreacted HES-BC was analysed and quantified by NMR. About 84% and 79% depletion of HES-BC was observed after 10 days respectively in the absence and presence of triton-B (Fig. 8). Analysis of ether insoluble residue¹⁹ by NMR indicated the appearance of new broad peaks at 7.61 ppm and 7.36 ppm (Fig. 9a). These broad peaks were assigned to aromatic protons of poly(MMA-*co-n*BA-*co*-2HEMA) latex bound HES-BC (HES-BC-poly(MMA-*co-n*BA-*co*-2HEMA) latex, Fig. 9a). The peaks at 8.09 ppm and 7.91 ppm correspond to aromatic protons of unreacted HES-BC (Fig. 9a). The observed up-field chemical shift for aromatic protons after reaction with latex is possibly due to extensive hyperconjugation present in the polymeric structure of the latex. Further, the peaks of HES-BC-latex were confirmed by synthesizing VS1 independently and its subsequent reaction with poly(MMA-*co-n*BA-*co*-2HEMA) latex. The characteristic broad signals of aromatic protons for HES-BC-latex was found to be similar (Fig. 9b) for the residue obtained by the reaction of either with HES-BC or VS1. Thus, the incorporation of HES-BC to poly(MMA-*co-n*BA-*co*-2HEMA) latex was

confirmed and the potential application of HES-BC as reactive coalescing agent is verified.

Experimental

General information on methods used for various analysis and spectral characterization are provided in the ESI.† All chemicals were purchased from commercial suppliers and used without further purification. Commercial latex 1 and latex 2 were received as gift sample respectively from BASF and Nippon.

Synthetic procedures

Synthesis of 2. To a solution of NaOH (4.57 g, 114.1 mmol) in 60 mL of water was added 4-mercaptobenzoic acid (8.00 g, 51.9 mmol) and stirred for 45 min at 80 °C till a clear solution was obtained. To this solution 2-bromoethanol (6.68 g, 53.4 mmol) was added and reaction mixture continued to stir for another 2 h. The reaction mixture was cooled and 1 N HCl solution was added slowly. White solid of 4-((2-hydroxyethyl)thio)benzoic acid (2) formed was filtered and dried to give the desired product. White solid (10.0 g, 97%); ¹H NMR (400 MHz, D₂O) δ 8.04–7.69 (m, 2H, ArH), 7.58–7.34 (m, 2H, ArH), 3.81 (td, $J = 6.2, 0.6$ Hz, 2H, CH₂), 3.25 (t, $J = 6.2$ Hz, 2H, CH₂); ¹³C NMR (101 MHz, D₂O) δ 130.15, 127.19, 59.62, 33.85; HRMS (ESI): 199.0427 (M + H)⁺.

Synthesis of 3. Imidazole (1.48 g, 21.7 mmol) and TBDMSCl (2.01 g, 13.3 mmol) were added to 2 (2.4 g, 12.1 mmol) in dichloromethane (100 mL) and stirred at room temperature. After 16 h, the reaction mixture was filtered. The filtrate was concentrated and washed twice with hexanes to give the desired product 3. Light brown solid (3.0 g, 81%); ¹H NMR (400 MHz, CDCl₃) δ 7.99 (d, $J = 8.5$ Hz, 2H, ArH), 7.36 (d, $J = 8.5$ Hz, 2H, ArH), 3.86 (t, $J = 6.8$ Hz, 2H, CH₂), 3.16 (t, $J = 6.8$ Hz, 2H, CH₂), 0.89 (s, 9H, CH₃), 0.06 (s, 6H, CH₃); ¹³C NMR (101 MHz, CDCl₃)

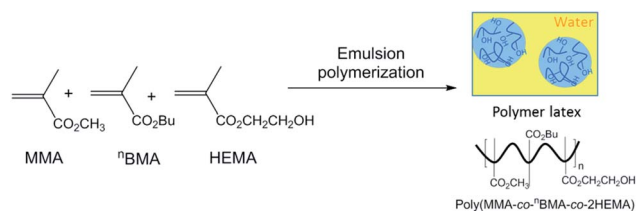


Fig. 7 Latex synthesis by emulsion polymerization.

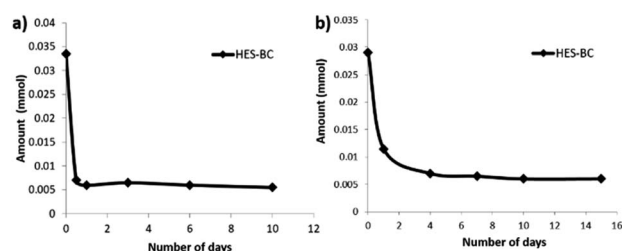


Fig. 8 Rate of consumption of HES-BC in the absence (a) and presence (b) of triton-B during the film formation with latex.



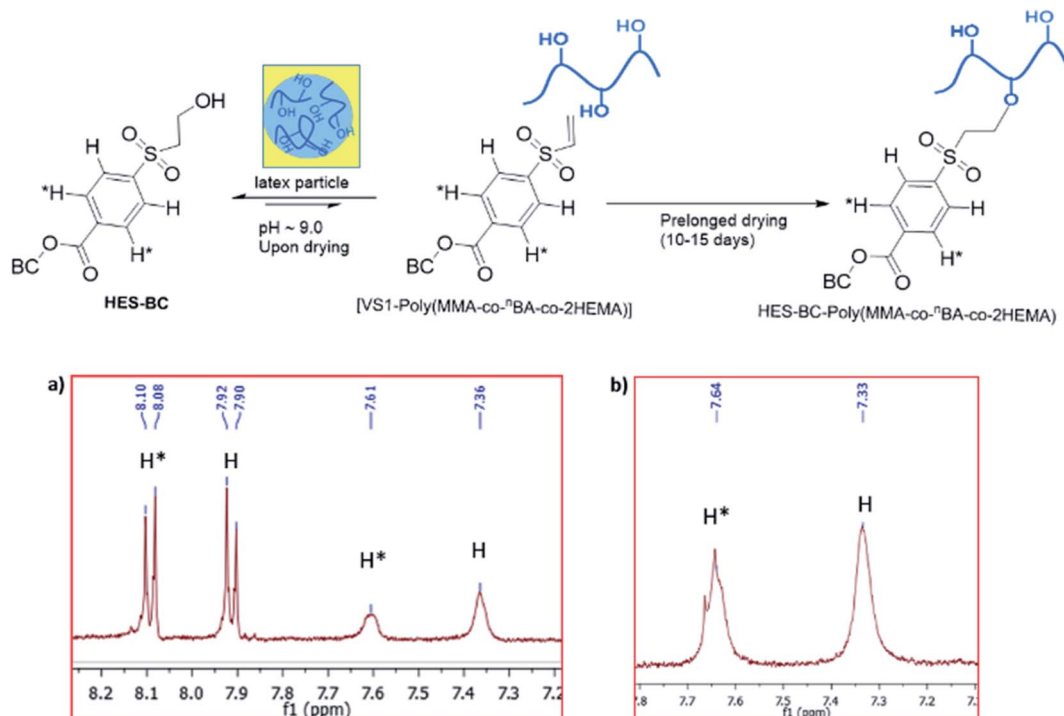


Fig. 9 Schematic representation of the reaction of HES-BC with poly(MMA-co-BA-co-2HEMA) latex through HES-VS equilibrium dynamics. Characteristic broad peaks observed for aromatic protons of HES-BC-latex are given. (a) ^1H NMR spectrum of HES-BC-Latex obtained through HES-VS equilibrium dynamics; aromatic signals of unreacted HES-BC and HES-BC-Latex are respectively observed at 8.09/7.91 ppm and 7.61/7.36 ppm; (b) ^1H NMR spectrum of HES-BC-poly(MMA-co-BA-co-2HEMA) obtained directly by the reaction of VS1 with poly(MMA-co-BA-co-2HEMA).

δ 171.04, 144.69, 130.43, 126.50, 62.01, 34.56, 25.85, 18.31, -5.32 ; HRMS (ESI): 313.1288 ($\text{M} + \text{H}$) $^+$.

General procedure for the synthesis of 4a–4d

To compound **3** (6.00 g, 19.2 mmol, 1.0 equiv.) in anhydrous DMF (20 mL), *N*-(3-dimethylaminopropyl)-*N'*-ethylcarbodiimide hydrochloride (EDC·HCl, 3.69 g, 19.2 mmol, 1.0 equiv.), 4-dimethylamino pyridine (DMAP, 1.17 g, 9.6 mmol, 0.5 equiv.) and butyl carbitol (4.68 g, 28.8 mmol, 1.5 equiv.) were added sequentially at 0 °C under argon and stirred for 48 h at room temperature. Reaction mixture was diluted with water and extracted with EtOAc. The organic layer was washed with water twice, dried over Na_2SO_4 and concentrated. The colourless oil obtained was purified by column chromatography in EtOAc/hexanes (1/5 v/v) to give the desired product **4a** as colourless oil (5.0 g, 57%). ^1H NMR (400 MHz, CDCl_3) δ 7.89 (dd, J = 8.5, 1.6 Hz, 2H, ArH), 7.27 (dd, J = 8.6, 1.7 Hz, 2H, ArH), 4.45–4.36 (m, 2H, CH_2), 3.84–3.73 (m, 4H, CH_2), 3.63 (dd, J = 6.1, 3.6 Hz, 2H, CH_2), 3.58–3.50 (m, 2H, CH_2), 3.41 (t, J = 6.6 Hz, 2H, CH_2), 3.08 (t, J = 6.8 Hz, 2H, CH_2), 1.54–1.46 (m, 2H, CH_2), 1.36–1.24 (m, 2H, CH_2), 0.86–0.82 (m, 12H, CH_3), 0.05 (s, 6H, CH_3); ^{13}C NMR (101 MHz, CDCl_3) δ 166.21, 143.84, 130.03, 126.56, 71.25, 70.73, 69.25, 64.09, 62.00, 34.64, 31.72, 25.64, 19.26, 18.30, 13.88, 5.33; HRMS (ESI): 457.2447 ($\text{M} + \text{H}$) $^+$.

Compounds **4b**, **4c** and **4d** were synthesized from compound **3** respectively utilizing EEH, TMPD and PPH, following the procedure used for the synthesis of **4a**.

4b. Compound **4b** was synthesized from **3** (5.00 g, 16.0 mmol) and ethylene glycol-2-ethylhexyl ether (EEH, 3.35 g, 8.00 mmol). Colourless oil (5.00 g, 66%); ^1H NMR (400 MHz, CDCl_3) δ 7.88 (d, J = 8.6 Hz, 2H, ArH), 7.27 (d, J = 8.6 Hz, 2H, ArH), 4.49–4.26 (m, 2H, CH_2), 3.79 (t, J = 6.9 Hz, 2H, CH_2), 3.75–3.56 (m, 2H, CH_2), 3.34 (d, J = 5.9 Hz, 2H, CH_2), 3.08 (t, J = 6.9 Hz, 2H, CH_2), 1.48–1.41 (m, 1H, CH), 1.37–1.07 (m, 8H, CH_2), 0.84 (s, 9H, CH_3), 0.83–0.75 (m, 6H, CH_3), -0.00 (s, 6H, CH_3); ^{13}C NMR (101 MHz, CDCl_3) δ 166.22, 143.77, 139.47, 129.99, 126.95, 126.57, 74.26, 68.84, 64.08, 62.01, 39.61, 34.64, 30.55, 29.08, 25.84, 23.83, 23.07, 18.30, 14.05, 11.05, -5.33 ; HRMS (ESI): 469.2817 ($\text{M} + \text{H}$) $^+$.

4c. Compound **3** (4.80 g, 15.3 mmol) and 2,2,4-trimethylpentane-1,3-diol (TMPD, 3.37 g, 23.0 mmol) afford **4c** as colourless oil (3.30 g, 48%); ^1H NMR (400 MHz, CDCl_3) δ 7.86 (dd, J = 8.4, 1.5 Hz, 2H, ArH), 7.45–7.20 (m, 2H, ArH), 4.30, 3.95 (dd, J = 10.9, 1.3 Hz, 2H, CH_2), 3.88–3.68 (m, 2H, CH_2), 3.30 (dd, J = 2.6, 1.3 Hz, 1H, CH), 3.19–2.96 (m, 2H, CH_2), 1.92 (ddt, J = 9.1, 6.8, 4.6 Hz, 1H), 1.05–0.88 (m, 12H), 0.83 (s, 9H), -0.00 (s, 6H); ^{13}C NMR (101 MHz, CDCl_3) δ 166.42, 144.03, 129.87, 126.88, 126.67, 79.36, 71.84, 62.03, 39.62, 34.66, 28.74, 25.84, 23.55, 22.13, 20.50, 18.29, 16.79, -5.33 ; HRMS (ESI): 441.2492 ($\text{M} + \text{H}$) $^+$.

4d. Compound **4d** was obtained from 1-phenoxypropan-2-ol (PPH, 5.00 g, 16.0 mmol) and **3** (3.60 g, 24.0 mmol) and isolated as white solid (5.0 g, 69%). **4d** found to exist as rotamers; ^1H NMR (400 MHz, CDCl_3) δ 7.83 (dd, J = 18.7, 8.6 Hz, 2H, ArH),



7.37–7.07 (m, 4H, ArH), 7.00–6.80 (m, 3H, ArH), 5.64–5.22 (m, 1H, CH), 4.69 (td, $J = 6.3, 4.4$ Hz, 1H, CH), 4.55–4.18, 4.22–3.89 (m, 2H, CH₂), 3.78 (t, $J = 6.8$ Hz, 2H, CH₂), 3.07 (d, $J = 0.9$ Hz, 2H, CH₂), 1.69–1.19 (m, 3H, CH₃), 0.83 (d, $J = 0.8$ Hz, 9H, CH₃), –0.00 (d, $J = 1.0$ Hz, 6H, CH₃); ¹³C NMR (101 MHz, CDCl₃) δ 166.07, 165.72, 158.70, 157.90, 144.05, 143.83, 130.01, 129.54, 129.47, 127.06, 126.57, 126.54, 121.26, 121.09, 116.27, 114.78, 72.00, 70.16, 69.50, 67.39, 62.00, 35.43, 34.66, 34.61, 31.87, 31.57, 25.85, 18.30, 17.03, 16.84, 14.08, –5.32; HRMS (ESI): 447.2027 (M + H)⁺.

General procedure for the synthesis of HES compounds

A solution containing 1 : 1 mixture of acetic acid and water (50 mL) was added to **4a** (4.0 g, 8.9 mmol) followed by 25 mL of H₂O₂ (30% solution) at 0 °C. After the addition was complete, the reaction mixture was heated to 50 °C for 15 hours and quenched with saturated NaHCO₃ at room temperature. The contents were extracted with EtOAc and concentrated under vacuum to give the crude product. Analytically pure product was obtained by column chromatography in DCM/MeOH (9/1 v/v) to afford 2.3 g (68%) of **HES-BC** as colourless oil; ¹H NMR (400 MHz, CDCl₃) δ 8.16 (d, $J = 8.5$ Hz, 2H, ArH), 7.92 (d, $J = 8.4$ Hz, 2H, ArH), 4.58–4.19 (m, 2H, CH₂), 4.06–3.82 (m, 2H, CH₂), 3.86–3.68 (m, 2H, CH₂), 3.65–3.55 (m, 2H, CH₂), 3.54–3.46 (m, 2H, CH₂), 3.36 (t, $J = 6.7$ Hz, 2H, CH₂), 3.33–3.20 (m, 2H, CH₂), 1.51–1.36 (m, 2H, CH₂), 1.30–1.17 (m, 2H, CH₂), 0.80 (t, $J = 7.4$ Hz, 3H, CH₃); ¹³C NMR δ 164.85, 142.94, 135.23, 130.66, 128.06, 71.27, 70.73, 70.10, 69.00, 64.92, 58.31, 56.24, 31.69, 19.25, 13.87; HRMS (ESI): 375.1482 (M + H)⁺.

HES-EEH, **HES-TMPD** and **HES-PPH** were synthesized from **4b**, **4c** and **4d** respectively adopting the above general procedure.

HES-EEH. Colourless oil (4.00 g, 74%) was isolated from **4b** (5.00 g, 10.6 mmol); ¹H NMR (400 MHz, CDCl₃) δ 8.18 (d, $J = 8.4$ Hz, 2H, ArH), 7.95 (d, $J = 8.4$ Hz, 2H, ArH), 4.55–4.26 (m, 2H, CH₂), 4.07–3.84 (m, 2H, CH₂), 3.80–3.56 (m, 2H, CH₂), 3.32 (dd, $J = 5.9, 1.7$ Hz, 4H, CH₂), 1.45 (dq, $J = 8.5, 5.9, 4.3$ Hz, 1H, CH), 1.39–1.03 (m, 8H, CH₂), 0.80 (t, $J = 7.4$ Hz, 6H, CH₃); ¹³C NMR (101 MHz, CDCl₃) δ 164.83, 142.92, 135.31, 130.61, 128.06, 74.28, 68.60, 64.91, 58.31, 56.25, 39.58, 30.53, 29.06, 23.83, 23.05, 14.04, 11.04; HRMS (ESI): 387.1848 (M + H)⁺.

HES-TMPD. White solid (2.0 g, 74%) was obtained from **4c** (3.30 g, 7.50 mmol); ¹H NMR (400 MHz, CDCl₃) δ 8.21 (d, $J = 8.4$ Hz, 2H, ArH), 8.01 (d, $J = 8.4$ Hz, 2H, ArH), 4.37, 4.10 (d, $J = 10.9$ Hz, 2H, CH₂), 4.05–3.98 (m, 2H, CH₂), 3.42–3.22 (m, 3H, CH₂, CH), 1.97 (pd, $J = 6.9, 2.5$ Hz, 1H, CH), 1.27–0.67 (m, 12H, CH₃); ¹³C NMR (101 MHz, CDCl₃) δ 175.57, 165.02, 143.00, 135.35, 130.64, 128.28, 81.86, 79.41, 72.62, 69.87, 58.30, 56.23, 39.61, 28.78, 23.49, 22.14, 20.34, 16.77; HRMS (ESI): 376.1784 (M + H)⁺.

HES-PPH. The product existed as a mixture of rotamers. White solid (2.00 g, 74%) was isolated from **4d** (3.38 g, 7.50 mmol); ¹H NMR (400 MHz, CDCl₃) δ 8.19–7.98 (m, 2H, ArH), 7.89 (dd, $J = 8.5, 6.9$ Hz, 2H, ArH), 7.24–7.10 (m, 2H), 6.95–6.73 (m, 3H, ArH), 5.44 (pd, $J = 6.4, 4.2$ Hz, 1H, CH), 4.92–4.53 (m, 1H, CH), 4.47–4.35, 4.16–4.00 (m, 2H, CH₂), 3.96–3.83 (m, 2H,

CH₂), 3.34–3.20 (m, 2H, CH₂), 1.38 (dd, $J = 32.5, 6.4$ Hz, 3H); ¹³C NMR (101 MHz, CDCl₃) δ 164.72, 164.40, 158.55, 157.80, 143.06, 142.95, 135.39, 134.92, 130.63, 129.62, 129.55, 128.08, 128.05, 121.29, 116.24, 114.75, 71.80, 70.80, 69.99, 68.31, 58.30, 58.28, 56.21, 16.88, 16.67; HRMS (ESI): 365.1064 (M + H)⁺.

General procedure for HES-VS equilibrium studies

To acetone (1.0 mL) solution of **HES-BC** (10 mg, 0.027 mmol), 1 mL of 0.1 M NaHCO₃ solution (for experiments with triton-B, 1 mL of diluted solution of triton-B with pH ~ 9.0 was used instead) was added. The mixture was homogenized by constant stirring before transferring to a Petri dish quantitatively, and allowed to dry at 25 °C. For reliable quantification, the experiments were conducted in parallel using four Petri dishes for analysing the samples on various days (1, 4, 10 and 15 days). The dried contents in the Petri dish was suspended in CDCl₃ (1 mL) containing 2,6-difluorobenzaldehyde (3.26 mg, 0.023 mmol) as internal standard for quantifying the amount of **HES-BS**, **VS1** and **HES-BC-VS1**. The mixture was filtered using the micro filter and submitted for NMR analysis. The experiment was conducted in duplicate.

In a separate experiment, the contents in four Petri dishes were combined after 4 days and concentrated. **VS1** and **HES-BC-VS1** adduct were isolated from the mixture by semi preparative TLC using 10% ethyl acetate in hexanes.

VS1. ¹H NMR (400 MHz, chloroform-d) δ 8.19–8.11 (m, 2H), 7.94–7.86 (m, 2H), 6.60 (dd, $J = 16.5, 9.7$ Hz, 1H), 6.45 (d, $J = 16.6$ Hz, 1H), 6.04 (d, $J = 9.7$ Hz, 1H), 4.49–4.41 (m, 2H), 3.82–3.74 (m, 2H), 3.65–3.58 (m, 2H), 3.56–3.49 (m, 2H), 3.39 (t, $J = 6.7$ Hz, 2H), 1.53–1.42 (m, 2H), 1.39–1.22 (m, 2H), 1.19 (t, $J = 7.1$ Hz, 2H); ¹³C NMR (101 MHz, chloroform-d) δ 171.25, 165.00, 143.43, 137.82, 134.77, 130.64, 129.10, 127.96, 71.30, 70.72, 70.09, 69.01, 64.88, 60.45, 31.69, 21.12, 19.28, 14.22, 13.96; HRMS (ESI): 357.1373 (M + H)⁺.

HES-BC-VS1. ¹H NMR (400 MHz, chloroform-d) δ 8.23–8.02 (m, 1H), 7.99–7.68 (m, 1H), 4.62–4.35 (m, 1H), 3.86–3.75 (m, 1H), 3.73–3.59 (m, 3H), 3.58–3.48 (m, 2H), 3.39 (t, $J = 6.7$ Hz, 2H), 3.15 (t, $J = 6.1$ Hz, 1H), 1.52–1.42 (m, 1H), 1.36–1.19 (m, 2H), 0.83 (t, $J = 7.4$ Hz, 2H); ¹³C NMR (101 MHz, CDCl₃) δ 164.88, 143.54, 134.98, 130.44, 128.02, 71.27, 70.73, 70.10, 69.01, 64.95, 64.18, 55.80, 31.69, 19.26, 13.92; HRMS (ESI): 731.2769 (M + H)⁺.

Synthesis of poly(MMA-co-ⁿBA-co-2HEMA) latex

In a 250 mL glass jacketed reactor was charged with 144.2 g of distilled water, 2.14 g of sodium dodecyl sulphate, and 1.03 g of ammonium persulfate. The solution was purged with argon for 30 min at room temperature. The monomer mixture (ⁿBA, MMA and 2HEMA: 33.5 g, 42.4 g and 4.65 g respectively) was degassed with argon for 30 min at room temperature and added *via* syringe for 3 h (≈ 30 mL h^{–1}). The glass reactor was connected to Lauda water heater and the reaction was continued for 6 h at 65 °C. Finally, the reaction mixture was heated to 80 °C for 1.5 h to complete the polymerization reaction and no fouling was observed in the reaction. After the reaction, the latex sample pH was adjusted to ≈ 9.0 using NaHCO₃ solution (aq, 5 wt%). The



latex particle size was measured using Malvern DLS instrument ($Z_{\text{ave}} = 62.0$ nm, $\text{PDI} = 0.09$) (latex total solid content = 37.2 wt%). MFFT of the latex was measured thrice using Rho-point instrument. MFFT of poly(MMA-co-*n*-BA-co-2HEMA) latex: 18.5 ± 0.2 °C. MFFT of poly(MMA-co-*n*-BA-co-2HEMA) latex after dispersing HES-BC: 10.4 ± 0.4 °C.

Reactivity of HES-BC with latex

HES-BC (65.1 mg, 0.17 mmol) was dissolved in 6 mL of acetone. Acetone (1.0 mL) containing HES-BC (0.028 mmol) was added to 5 different vials having poly(MMA-co-*n*-BA-co-2HEMA) latex (1.0 mL) solution. The contents were stirred for homogenization and allowed to evaporate in a Petri dish independently and analysed on various days (1, 4, 7, 10 and 15). The film obtained was taken in diethyl ether, washed thrice with same solvent after sonicating each time for 5 min. The ether washings were collected, concentrated and dissolved in CDCl_3 for NMR analysis. The unreacted HES-BC was quantified by adding known amount of internal standard (2,6-difluorobenzaldehyde). The latex film was dried after washing, collected and dissolved in THF- D_8 for NMR analysis.

Conclusions

A series of 2-hydroxyethylsulfone (HES) analogues of commercial coalescing agents were synthesized and their application as reactive coalescing agents (RCAs) towards VOC-free waterborne coating was assessed. The HES based RCAs demonstrated to be stable during storage under basic aqueous conditions and in the presence of hydroxyl containing latex. The reaction of HESs with latex was found to take place only during film formation after drying process. Detailed equilibrium studies revealed that RCAs readily forms corresponding vinyl sulfones (VS) during drying process, which befitted as good Michael acceptors for the addition of nucleophilic functional groups present with the latex polymer. The formation of VS intermediate was isolated and confirmed by spectroscopic methods. Thus, the results presented in the article established one of the potential applications of hydroxyethyl sulfone based compounds towards developing environmentally benign VOC free waterborne coating formulations. Detailed understanding on coalescence and film formation by microscopy or Förster Resonance Energy Transfer (FRET) analysis, suitability and performance of these promising HES based RCAs in real coatings are topics for our future study.

Conflicts of interest

There are no conflicts to declare.

Acknowledgements

This work was funded by the Agency for Science, Technology and Research (A*STAR), Singapore under 'Environmentally friendly speciality products' programme (Science and Engineering Research Council grant no. 152 80 00044). Prof.

Alexander M. Van Herk, programme manager, Institute of Chemical and Engineering Sciences, Singapore has provided meaningful insights on the present work during meetings.

Notes and references

- 1 W. Arendt, R. Hanes and E. McBride, *Paints & Coatings Industry*, Sept 2012, <https://www.pcimag.com/articles/96764-advances-in-low-voc-coalescent-technology->.
- 2 H. Frommelius, A. Natesh, H.-G. Schulte, S. Shah and V. Shah, *Paints & Coatings Industry*, Jan 2009, <https://www.pcimag.com/articles/88856-low-odor-voc-free-renewable-coalescents-for-latexes-used-in-very-low-voc-paints>.
- 3 (a) J. L. Keddie and A. F. Routh, *Fundamentals of latex film formation: Processes and properties*, Springer, 2010; (b) P. A. Steward, J. Hearn and M. C. Wilkinson, *Adv. Colloid Interface Sci.*, 2000, **86**, 195–267; (c) S. Zohrehvand and K. te Nijenhuis, *Colloid Polym. Sci.*, 2005, **283**, 1305–1312.
- 4 (a) M. Kobayashi, Y. Rharbi and M. A. Winnik, *Macromolecules*, 2001, **34**, 1855–1863; (b) M. Soleimani, J. C. Haley, D. Majonis, G. Guerin, W. Lau and M. A. Winnik, *J. Am. Chem. Soc.*, 2011, **133**, 11299–11307.
- 5 (a) J. L. Keddie, P. Meredith, R. A. L. Jones and A. M. Donald, *Macromolecules*, 1995, **28**, 2673–2682; (b) F. T. Carter, R. M. Kowalczyk, I. Millichamp, M. Chainey and J. L. Keddie, *Langmuir*, 2014, **30**, 9672–9681.
- 6 https://www.coatingsworld.com/issues/2017-09-01/view_market-research/kusumgar-nerlfi-amp-growney-publish-third-global-p.
- 7 <https://www.pcimag.com/articles/83117-formulating-solutions-meeting-voc-regulations-with-coalescents>.
- 8 M. Klähn, R. Krishnan, J. M. Phang, F. C. H. Lim, A. M. van Herk and S. Jana, *Polymer*, 2019, **179**, 121635.
- 9 W. D. Weir, Low odor reactive coalescent, *US Pat.*, application no. US6509494B1, 2003.
- 10 J. T. Maddox, M. D. Clark and R. L. Engan, Waterborne coating compositions that include 2,2,4-trimethyl-3-oxopentanoate esters as reactive coalescents, International patent application no. WO 2012/082512A1, 2012.
- 11 M. Lahtinen, E. Glad, S. Koskimies, F. Sundholm and K. Rissanen, *J. Appl. Polym. Sci.*, 2003, **87**, 610.
- 12 J. V. Barbosa, E. Veludo, J. Moniz, F. D. Magalhães and M. M. S. M. Bastos, *Eur. J. Lipid Sci. Technol.*, 2012, **114**, 1175.
- 13 (a) M. Teyssot, M. Fayolle, C. Philouze and C. Dupuy, *Eur. J. Org. Chem.*, 2003, 54; (b) S. Strasser, C. Wappl and C. Slugovc, *Polym. Chem.*, 2017, **8**, 1797; (c) C. F. Nising and S. Bräse, *Chem. Soc. Rev.*, 2008, **37**, 1218.
- 14 (a) D. C. Meadows and J. Gervay-Hague, *Med. Res. Rev.*, 2006, **26**, 793; (b) N. S. Simpkins, *Tetrahedron*, 1990, **46**, 6951; (c) B. D. Mather, K. Viswanathan, K. M. Miller and T. E. Long, *Prog. Polym. Sci.*, 2006, **31**, 487.
- 15 J. Morales-Sanfrutos, J. Lopez-Jaramillo, M. Ortega-Munoz, A. Megia-Fernandez, F. Perez-Balderas, F. Hernandez-Mateo and F. Santoyo-Gonzalez, *Org. Biomol. Chem.*, 2010, **8**, 667.



- 16 D. J. Berrisford, P. A. Lovell, N. R. Sulimanab and A. Whiting, *Chem. Commun.*, 2005, 5904.
- 17 HES can be dispersed directly in aqueous sodium bicarbonate solution or latex. As the quantity of HES used for equilibrium or reactivity studies is low, HESs were dissolved in acetone for convenience and easy handling of viscous HES compounds.
- 18 We have not used commercial latex for reactivity studies as its monomer composition and –OH content, if any, are not

known. However, for MFFT measurements (Fig. 4) we have used commercial latex for convenience and to prove suitability for wider application.

- 19 To eliminate the physical adsorption of **HES-BC** and/or **VS1** to the latex, for each analysis, collected samples was taken in diethyl ether and sonicated for 5 mins and the process was repeated for three times.

