


 Cite this: *RSC Adv.*, 2020, **10**, 39814

New strategy for synthesis of hydroxyl-terminated poly(3-hexylthiophene) and its block copolymer using an η^3 - π -allyl hydroxyl-functionalized Ni(I) initiator†

 Xin Min,^{ID} ^{abc} Changchao Zhan,^{ID} ^{*abc} Ping Yan^{*abc} and Zhigang Ye^{abc}

A novel hydroxyl-terminated π -allyl nickel initiator [η^3 -Ni(CH₂CHCH₂OCOCH₃)](BPh^F₄) is synthesized for the first time. ¹H-NMR analysis confirms that the Ni initiator possesses a typical π -allyl structure with a protected hydroxyl group. The Ni initiator is applied to synthesize hydroxyl-terminated poly(3-hexylthiophene). It successfully initiates the homopolymerization of thiophene, and yields narrow molecular weight distribution, hydroxyl-terminated poly(3-hexylthiophene). Moreover, it is found that [η^3 -Ni(CH₂CHCH₂OCOCH₃)](BPh^F₄) has high initiating activity in the polymerization of styrene and butadiene. A hydroxyl-terminated polybutadiene-*b*-poly(3-hexylthiophene) block copolymer is synthesized by using [η^3 -Ni(CH₂CHCH₂OCOCH₃)](BPh^F₄) to improve the workability and brittleness of poly(3-hexylthiophene).

Received 10th September 2020

Accepted 23rd October 2020

DOI: 10.1039/d0ra07773a

rsc.li/rsc-advances

1. Introduction

Poly(3-hexylthiophene) (P3HT) and its derivatives have been widely studied owing to their excellent thermal and environmental stability, high conductivity in doped form, and feasibility of adjusting their optical and electronic characteristics by structural modification.¹

Hydroxyl-terminated poly(3-hexylthiophene) and its block copolymers have a wide range of applications in engineering plastics and heat convertible resins. Monnaie *et al.*² synthesized a series of end-group functionalized P3HTs, these functional end-groups were used to prepare hybrid materials from a broad variety of nanoparticles. Secondary modification of such polymers affords block, or star-shaped polymers with various functional groups that show excellent performance. In addition, functional group-terminated polymers can also be cross-linked to afford thermosetting resins.

Living Ni-catalyzed Kumada catalyst-transfer polycondensation (KCTP), based on the milestone discovery by Yokozawa,³ is usually used to prepare well-defined regioregular P3HT homopolymers.

However, unlike semiconductor block copolymers, the homopolymer of P3HT cannot control its morphology through the self-assembly approach. Hence, a series of block copolymers of P3HT, including P3HT-*b*-poly(dimethylsiloxane),⁴ P3HT-*b*-poly(pyridiniumphenylene),⁵ P3HT-*b*-polylactide,⁶ P3HT-*b*-poly(alkylacrylate),⁷ and P3HT-*b*-polystyrene,⁸ *i.e.*^{9–16} have been synthesized. Although, P3HT has advantages in many fields, it is a solid powder that hard to be dissolved or be melted, hence, processing properties of P3HT are poor. Moreover, conjugation of P3HT lead to poor compatibility with many kinds of general-purpose plastics and rubber, which means that it is difficult to exhibit advantages of P3HT by using simple physical blending. Therefore, linking P3HT and rubber substrate by means of block copolymerization and introducing reactive group (such as hydroxyl) at the end of macromolecule make it possible to curing with the crosslinking agent (such as isocyanate). P3HT segment will be existed in substrate with the form of micro-phase separation after curing, which simultaneously solve the brittleness defect of P3HT and the dispersion problem between P3HT and substrate. Moreover, block copolymer containing poly(3-hexylthiophene) can form a highly ordered in film. The accumulation of structures enhanced charge separation interface area, and provided effective charge transfer. Hydroxyl-terminated polybutadiene (HTPB) is an important liquid rubber with high transparency, low viscosity. Because of its excellent physical properties, such as water proof; acid and alkali resistance; anti-abrasion; marked low temperature mechanics and strong electrical insulation, HTPB was widely used as the special coatings and functional adhesives.¹⁷ Thus, it

^aCollege of Chemistry and Environmental Engineering, Jiujiang University, Jiujiang, 332005, China

^bJiangxi Province Engineering Research Center of Ecological Chemical Industry, Jiujiang, 332005, China

^cJiujiang Key Laboratory of Organosilicon Chemistry and Application, Jiujiang, 332005, China. E-mail: 15991672082@163.com; zhan223@163.com; ypjtu@126.com; 31962531@qq.com

† Electronic supplementary information (ESI) available. See DOI: 10.1039/d0ra07773a



is significant to synthesis hydroxyl-terminated PB-*b*-P3HT block copolymer.

Nevertheless, existing strategy does not afford an end-functionalized block copolymer, and the synthesized polymers cannot be further modified or crosslinked.

Therefore, it is significant to design a novel Ni initiator that not only furnishes functional group-terminated P3HT but also is applicable to the preparation of a block copolymer of various monomers. In other words, the novel initiator must have a functional group in its structure and be applicable to a wide variety of other monomers.

Therefore, we designed and synthesized a novel π -allyl nickel initiator containing protected hydroxyl. It has the following characteristics:

(i) It is a single component initiator and can be conveniently applied to study the reaction mechanism.

(ii) A protected hydroxyl group is introduced into its molecular structure to obtain the hydroxyl-terminated polymer.

(iii) It can be widely applied to various monomers because of the π -allyl metal structure.

In this study, the initiator was used in the polymerization of 2,5-dibromothiophene to synthesize hydroxyl-terminated poly(3-hexylthiophene). Moreover, two typical monomers (styrene, and butadiene) were used as model compounds to verify the reaction mechanism for universality of functional group-terminated polymers, in which the polybutadiene(PB)-*b*-P3HT block copolymer was designed to verify the advantage of hydroxyl-functionalized π -allyl nickel initiator in synthesis of block copolymers containing P3HT. Moreover, hydroxyl-terminated PB-*b*-P3HT also can improve the fragility and workability and can be secondary modification and crosslinking to obtain electric elastomer.

2. Materials and methods

Materials

Bis(1,5-cyclooctadiene)nickel(0) (96%, Aladdin); 2-butene-1,4-dioldiacetate; (99%, Aladdin), butadiene (15 wt% in toluene, TCI Chemicals); styrene (AR, Acros); 2,5-dibromo-3-hexylthiophene, (97%, Aladdin); 3-iodopropanol (99%, Aladdin), isopropylmagnesium chloride solution (2 mol L⁻¹ in THF, Aladdin); triphenylphosphine (99%, Aladdin); sodium methylate (30 wt% in methanol, Aladdin); diethyl ether (AR, Aladdin); *n*-hexane (AR, Aladdin); tetrahydrofuran (THF, AR, Aladdin); sodium tetrakis[3,5-bis(trifluoromethyl)phenyl]borate (99%, Aladdin).

General methods

All solvents and styrene monomer were purified by distillation in the presence of calcium hydride, and then stored with molecular sieves.

The molecular weight and molecular weight distribution of polymer were measured by gel permeation chromatography (GPC) using a DAWN EOS type gel osmotic chromatography-polygon laser light scattering (SEC-MALL). The THF was used as the eluent; polymer concentration in eluent was 1 mg mL⁻¹;

flowrate is 0.5 mL min⁻¹; temperature was 25 °C. For block copolymer structure analyzed, the crude product of block copolymer was washed by acetone and *n*-hexane to remove homogeneous polymers, and then the product was refined repeatedly by fractional precipitation thought mixed solvent of acetone and *n*-hexane until the GPC chromatogram is unimodal, which can guarantee the purity of block copolymer. Then the refined product was diluted in several gradient concentration to measure d_n/d_c of block copolymer. Finally, molecular weight data can be measured. The ¹H NMR analyses were performed on a Bruker Avance-400 NMR (German Bruker); using CDCl₃ as solvent and tetramethylsilane (TMS) as an internal standard; instrument conditions: magnetic field intensity is 9.4 T; frequency was 400 MHz; scan times was 16; work temperature was 25 °C. Scanning electron microscopy (SEM) images were obtained using a FEI. Quanta 200 SEM at 25 kV under high vacuum conditions. A Mettler-Toledo STARE equipment was used to evaluate the glass transition of polymer by differential scanning calorimetry (DSC). Procedure: first stage is room temperature to 200 °C, heating rate 20 °C min⁻¹, keep 200 °C for 10 min; second stage is 200 °C to -130 °C, cooling rate 10 °C min⁻¹, keep -130 °C for 20 min; third stage is -130 °C to 200 °C, heating rate 5 °C min⁻¹. Mettler-Toledo Q50 is used in the test of thermogravimetric analysis (TGA), 25 °C to 600 °C, temperature rate is 10 °C min⁻¹.

Synthesis of [η^3 -Ni(CH₂CHCHCH₂OCOCH₃)]₂[BPh^F₄]

Bis(1,5-cyclooctadiene)nickel(0) (55 mg, 0.2 mmol) was added to a dry flask under argon atmosphere and then diethyl ether (1 mL) was added slowly under argon atmosphere, as well. After cooling the system to 0 °C, 2-butene-1,4-dioldiacetate (34 mg, 0.2 mmol dissolved in 2 mL diethyl ether) was added dropwise. The solution was stirred at 0 °C for 30 min and the color gradually changed from yellow to red. Then sodium tetrakis[3,5-bis(trifluoromethyl)phenyl]borate (177.2 mg, 0.2 mmol) was added to the system at 0 °C and the solution was stirred for another 30 min. Finally, the diethyl ether was removed under vacuum and the mixture was washed with *n*-hexane under argon atmosphere. A yellow-orange solid was obtained with yield of 53%. More detail of synthesis can be found in ref. 17 and 18.

Synthesis of hydroxyl-terminated P3HT

2,5-Dibromo-3-hexylthiophene (656 mg, 2 mmol) was added to a dry flask, with THF (2 mL) as the solvent, and an isopropylmagnesium chloride solution (1 mL, 2 mmol, 2 mol L⁻¹ in THF) was added to the system under argon atmosphere stirring at 25 °C for 4 h. Then, a THF solution of the Ni complex was added, at this time, the solution turned deep red immediately. Then 0.2 mL 3-iodopropanol was added and stirred for 1 h, then 0.5 mL of methanol was added to terminate reaction. The product was quenched by a large amount of methanol, whereby a red precipitate appeared. The crude product was washed with methyl alcohol 3 times to obtain a deep red powder.

The hydrolysis process of hydroxyl-terminated P3HT: hydroxyl-terminated P3HT was dissolved in THF. The system was cooled down to 0 °C, and then CH₃ONa (0.2 mL, 1 mmol,



30 wt% in methanol) was added to the system. After stirring at 0 °C for 4 h, 1 mL water was added to terminate the reaction. THF was removed under vacuum. The polymers were washed with methyl alcohol for 3 times. After drying, the hydroxyl-terminated P3HT was obtained.

Synthesis of hydroxyl-terminated PS

Styrene (520 mg, 5 mmol) was added to a dry flask with tetrahydrofuran (THF) as the solvent. A THF solution of the Ni complex was added to the system under argon atmosphere. The colorless system immediately turned deep red after reaction at 50 °C for 4 h. Then 0.2 mL 3-iodopropanol was added and stirred for 1 h. The solution was quenched with a large amount of methanol to obtain a white precipitate. The product was subjected to centrifugation at a rotation speed of 10 000 rpm. The yield is 93%. The hydrolysis process of hydroxyl-terminated PS is similar with hydroxyl-terminated P3HT.

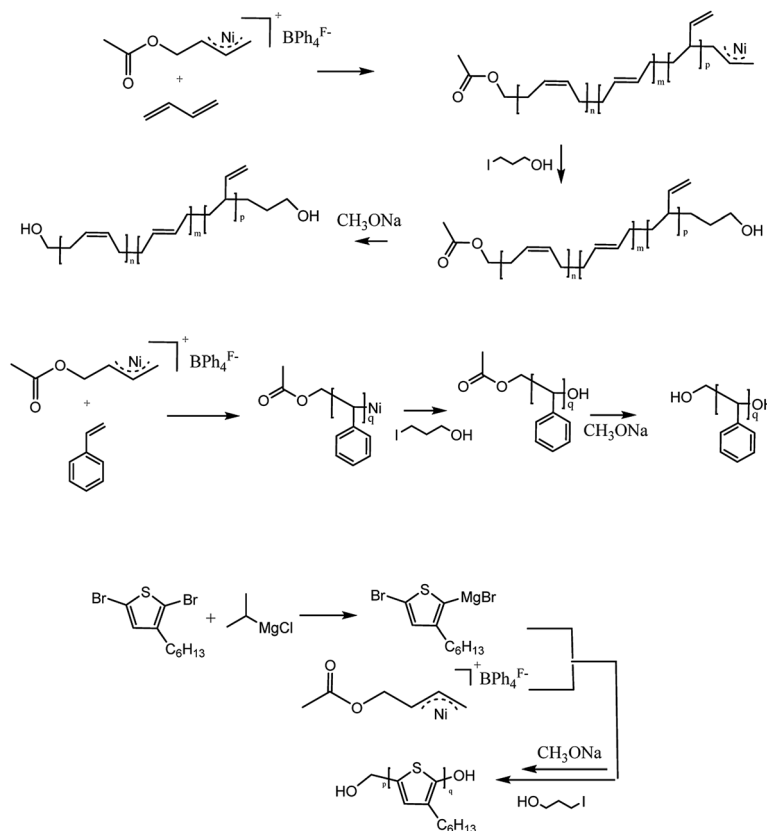
Synthesis of hydroxyl-terminated PB

Experiments were followed the Schlenk operation, butadiene (540 mg, 10 mmol) was added in a Schlenk bottle. Ni complex (125 mg, 0.1 mmol) was added under argon atmosphere and stirred for 4 hours at room temperature, during this time the colorless solution becomes yellow. After 4 hours 0.2 mL 3-iodopropanol was added and stirred for 1 h, then 0.5 mL of methanol was added to terminate reaction. The solvent was

concentrated *via* vacuum. The polymer was again dissolved in THF, and washed 3 times with methanol. The polymer product which showed with a colorless and transparent viscous liquid was obtained. The yield was 98%. The hydrolysis process of hydroxyl-terminated PB is similar with hydroxyl-terminated P3HT.

Synthesis of hydroxyl-terminated PB-*b*-P3HT

2,5-Dibromo-3-hexylthiophene (3260 mg, 10 mmol) was added to a dry flask, with THF (2 mL) as the solvent, and an isopropylmagnesium chloride solution (1 mL, 2 mmol, 2 mol L⁻¹ in THF) was added to the system under argon atmosphere stirring at 25 °C for 4 h. Meanwhile, butadiene (2700 mg, 50 mmol) was added in a Schlenk bottle. The butadiene was dissolved in toluene, which was purchased from the TCI chemicals company, the butadiene solution was stored in a glove box with argon atmosphere. Ni complex (125 mg, 0.1 mmol) (dissolve in 2 mL THF) was added under argon atmosphere and stirred for 4 hours at room temperature, during this time the colorless solution becomes yellow. After stirring for 4 h at r. t., triphenylphosphine (26 mg, 0.1 mmol) was added and stirring for 1 h. Then, the solution of 2,5-dibromo-3-hexylthiophene above-mentioned was added to the solution of polybutadiene, at this time, the mixed solution turned deep red immediately. Then stirring for 4 h at 50 °C. Finally, 0.2 mL 3-iodopropanol was added and stirred for 1 h, then 0.5 mL of methanol was added to



Scheme 1 The synthesized routes of hydroxyl-terminated PB, PS, P3HT.



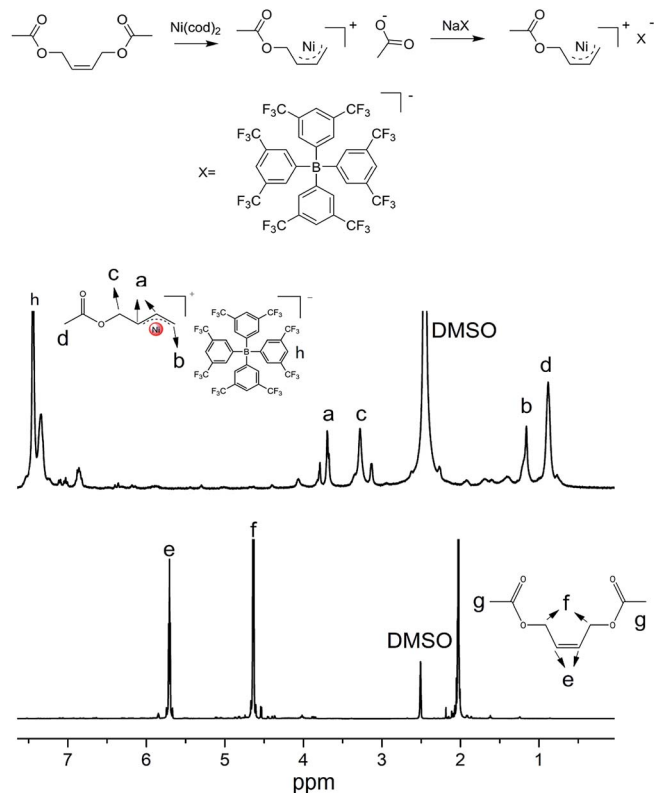


Fig. 1 Synthesis route of $[\text{Ni}(\eta^3\text{-CH}_2\text{CHCHCH}_2\text{OCOCH}_3)][\text{BPh}_4^{\text{F}}]$ initiator and its $^1\text{H-NMR}$ characterization.

terminate reaction. The product was quenched by a large amount of methanol, whereby a red precipitate appeared. The crude product was washed with methyl alcohol 3 times. The yield of PB-*b*-P3HT block copolymer is 87%.

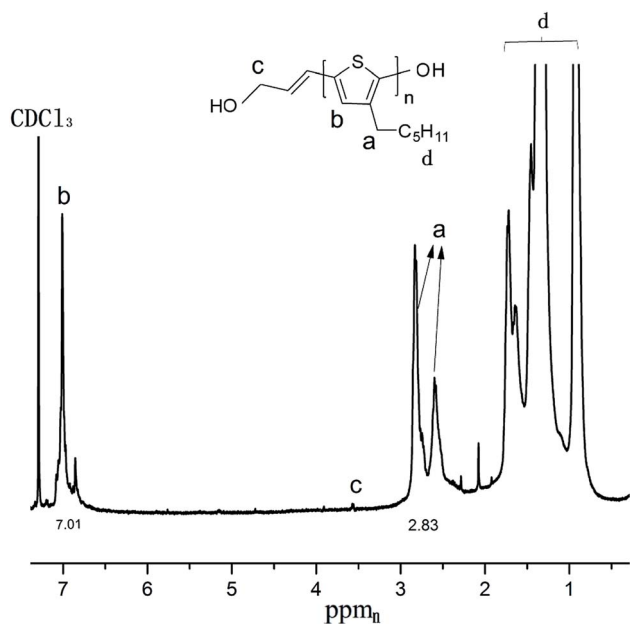


Fig. 2 The $^1\text{H-NMR}$ of hydroxyl-terminated P3HT synthesized by $[\text{Ni}(\eta^3\text{-CH}_2\text{CHCHCH}_2\text{OCOCH}_3)][\text{BPh}_4^{\text{F}}]$.

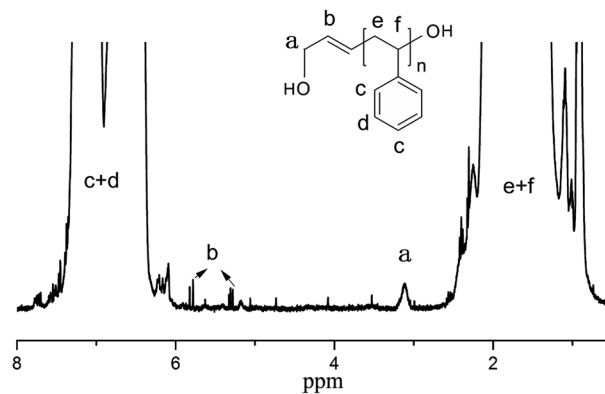


Fig. 3 $^1\text{H-NMR}$ of hydroxyl-terminated PS synthesized by $[\text{Ni}(\eta^3\text{-CH}_2\text{CHCHCH}_2\text{OCOCH}_3)][\text{BPh}_4^{\text{F}}]$.

3. Results and discussion

The synthesized route of hydroxyl-terminated PB, PS, P3HT was shown in Scheme 1.

Synthesis of $[\text{Ni}(\eta^3\text{-CH}_2\text{CHCHCH}_2\text{OCOCH}_3)][\text{BPh}_4^{\text{F}}]$ initiator

Because 2-butene-1,4-diol diacetate possesses two allyl acetate ($\text{CH}_3\text{COOCH}_2\text{CH}=\text{CHCH}_2\text{OCOCH}_3$) in which one could react with bis(1,5-cyclooctadiene)nickel $[\text{Ni}(\text{cod})_2]$ to obtain a π -allyl Ni structure; the other could provide a protected hydroxyl group, we choose 2-butene-1,4-diol diacetate as the allylation agent. A strong electronegativity structure, $[\text{BPh}_4^{\text{F}}]^-$, was also selected as the counterion. Fig. 1 is the synthetic routes of $[\text{Ni}(\eta^3\text{-CH}_2\text{CHCHCH}_2\text{OCOCH}_3)][\text{BPh}_4^{\text{F}}]$ including its $^1\text{H-NMR}$ characterization data. Evidently, the chemical shift of $\text{C}=\text{C}$ in *cis*-1,4-diacetoxy-2-butene was moved to low field (from 5.7 ppm to 3.6 ppm) due to the electronic shield effect of Ni. The results suggested that the allylation reaction was completed and the allyl nickel structure was obtained successfully. Furthermore, the chemical shifts at 7.2–7.5 ppm represent the characteristic peak of benzene ring with which 3, 5–2 (3 fluorinated methyl) phenyl borate was confirmed as a counterion $[\text{BPh}_4^{\text{F}}]^-$ to be located at a right place.

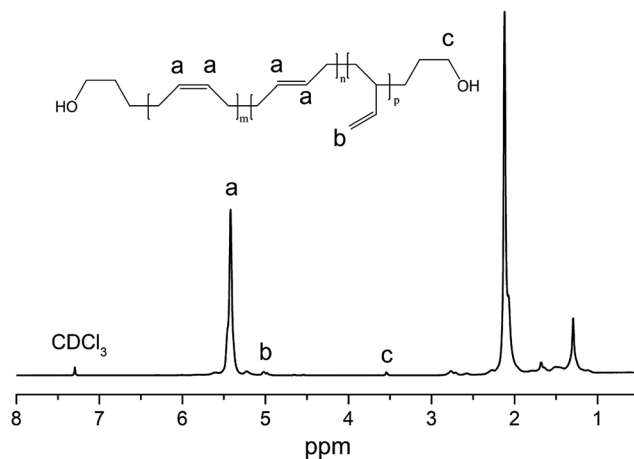


Fig. 4 $^1\text{H-NMR}$ spectrum of hydroxyl-terminated PB synthesized by $[\text{Ni}(\eta^3\text{-CH}_2\text{CHCHCH}_2\text{OCOCH}_3)][\text{BPh}_4^{\text{F}}]$.



Table 1 GPC data of three kinds of polymers synthesized by $[\text{Ni}(\eta^3\text{-CH}_2\text{CHCHPhOCH}_3)(\text{PPh}_3)][\text{BPh}_4^{\text{F}}]$

Monomers	M_n ($\text{g}^*\text{mol}^{-1}$)	M_w/M_n	hydroxyl value
P3HT ^a	1673	1.04	1.98
PS ^b	5314	1.08	2.03
PB ^c	5520	1.03	1.99
P3HT ^d	16 540	1.04	1.98
PS ^e	26 718	1.08	1.96
PB ^f	14 132	1.03	1.97

^a 0.1 mmol initiator, HT amount: 1 mmol. ^b 0.1 mmol initiator, St amount: 5 mmol. ^c 0.1 mmol initiator, Bd amount: 10 mmol. ^d 0.1 mmol initiator, HT amount: 10 mmol. ^e 0.1 mmol initiator, St amount: 25 mmol. ^f 0.1 mmol initiator, Bd amount: 25 mmol.

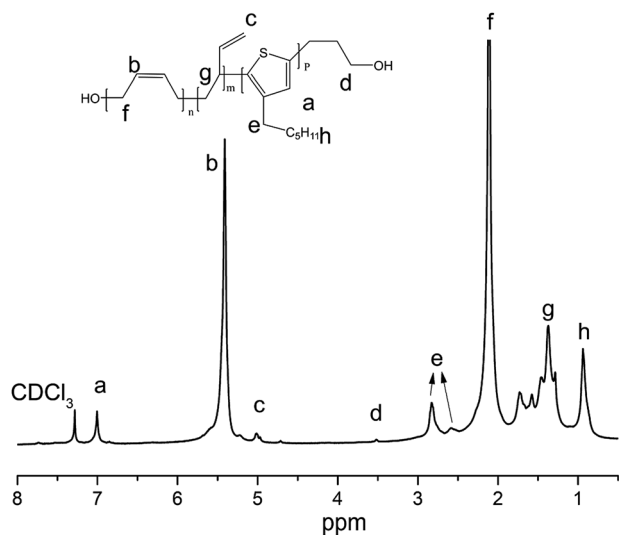


Fig. 5 The $^1\text{H-NMR}$ of hydroxyl-terminated PB-*b*-P3HT synthesized by $[\text{Ni}(\eta^3\text{-CH}_2\text{CHCHCH}_2\text{OCOCH}_3)][\text{BPh}_4^{\text{F}}]$.

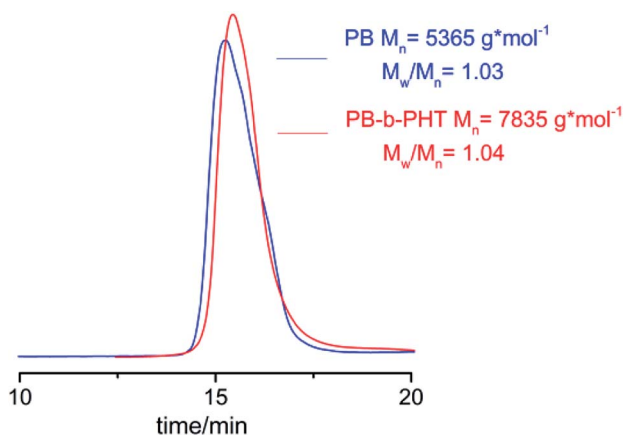


Fig. 6 The GPC chromatogram of hydroxyl-terminated PB-*b*-P3HT block copolymer synthesized by $[\text{Ni}(\eta^3\text{-CH}_2\text{CHCHCH}_2\text{OCOCH}_3)][\text{BPh}_4^{\text{F}}]$.




Fig. 7 The SEM image of hydroxyl-terminated PB-*b*-P3HT block copolymer dissolved in THF.

Application of $[\text{Ni}(\eta^3\text{-CH}_2\text{CHCHCH}_2\text{OCOCH}_3)][\text{BPh}_4^{\text{F}}]$ in hydroxyl terminated poly(3-hexylthiophene)

Fig. 2 shows the $^1\text{H-NMR}$ spectrum of hydroxy terminated poly(3-hexylthiophene) (HO-P3HT-OH) synthesized using $[\text{Ni}(\eta^3\text{-CH}_2\text{CHCHCH}_2\text{OCOCH}_3)][\text{BPh}_4^{\text{F}}]$. The chemical shifts at δ 2.83 (ppm) and 7.01 ppm are the characteristic peaks of P3HT, confirming the formation of hydroxyl-terminated P3HT (the GPC chromatogram of hydroxyl-terminated P3HT is shown in Fig. S1†).

Application of hydroxyl-terminated π -allyl Ni complex to styrene and butadiene

In order to demonstrate the catalytic performance of $[\text{Ni}(\eta^3\text{-CH}_2\text{CHCHPhOCH}_3)(\text{PPh}_3)][\text{BPh}_4^{\text{F}}]$ for the polymerization of different types of monomers, styrene and butadiene were selected.




Fig. 8 The SEM image of hydroxyl-terminated PB-*b*-P3HT block copolymer dissolved in *n*-hexane.



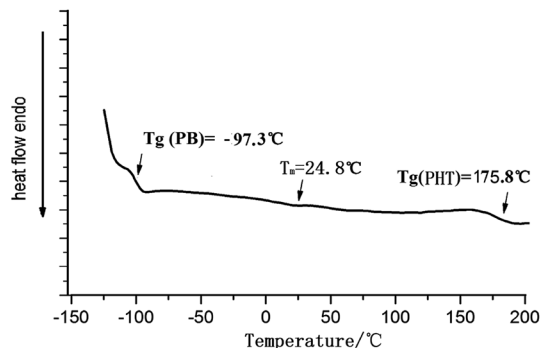
Fig. 9 DSC data of hydroxy-terminated PB-*b*-P3HT.

Fig. 3 illustrates the $^1\text{H-NMR}$ spectrum of hydroxyl-terminated PS. The chemical shift at 3.8 ppm was characteristic of $-\text{CH}_2-$ next to $-\text{OH}$, which suggested that hydroxyl-terminated PS was successfully synthesized (the GPC chromatogram of hydroxyl-terminated PS is shown in Fig. S2†).

Fig. 4 illustrates the $^1\text{H-NMR}$ spectrum of hydroxyl-terminated PB. 5.45 (ppm) and 5.01 ppm are the characteristic peaks of PB. The chemical shift at 3.6 ppm was characteristic of $-\text{CH}_2-$ next to $-\text{OH}$, which suggested that hydroxyl-terminated PB was successfully synthesized (the GPC chromatogram of hydroxyl-terminated PB is shown in Fig. S3†).

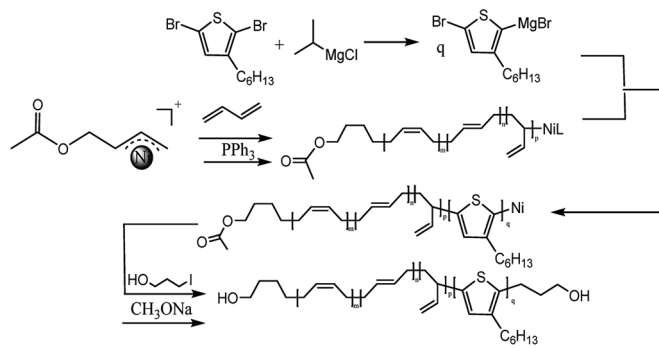
Scheme 2 Possible mechanism of PB-*b*-P3HT copolymerization.

Table 1 is the molecular weight data of P3HT, PS, PB, which suggested that the M_n of three monomers is consistent with molar ratio of monomer/initiator, and there are average 2 hydroxys in pre macromolecule.

Application of hydroxyl-terminated π -allyl Ni complex to synthesized hydroxyl-terminated P3HT-*b*-PB block copolymer

To improve the workability and brittleness of poly(3-hexylthiophene) and to prove the advantage of $[\text{Ni}(\eta^3\text{-CH}_2\text{-CHCH}_2\text{COCH}_3)][\text{BPh}_4^{\text{F}}]$ in block copolymer containing P3HT. The hydroxyl-terminated P3HT-*b*-PB block copolymer

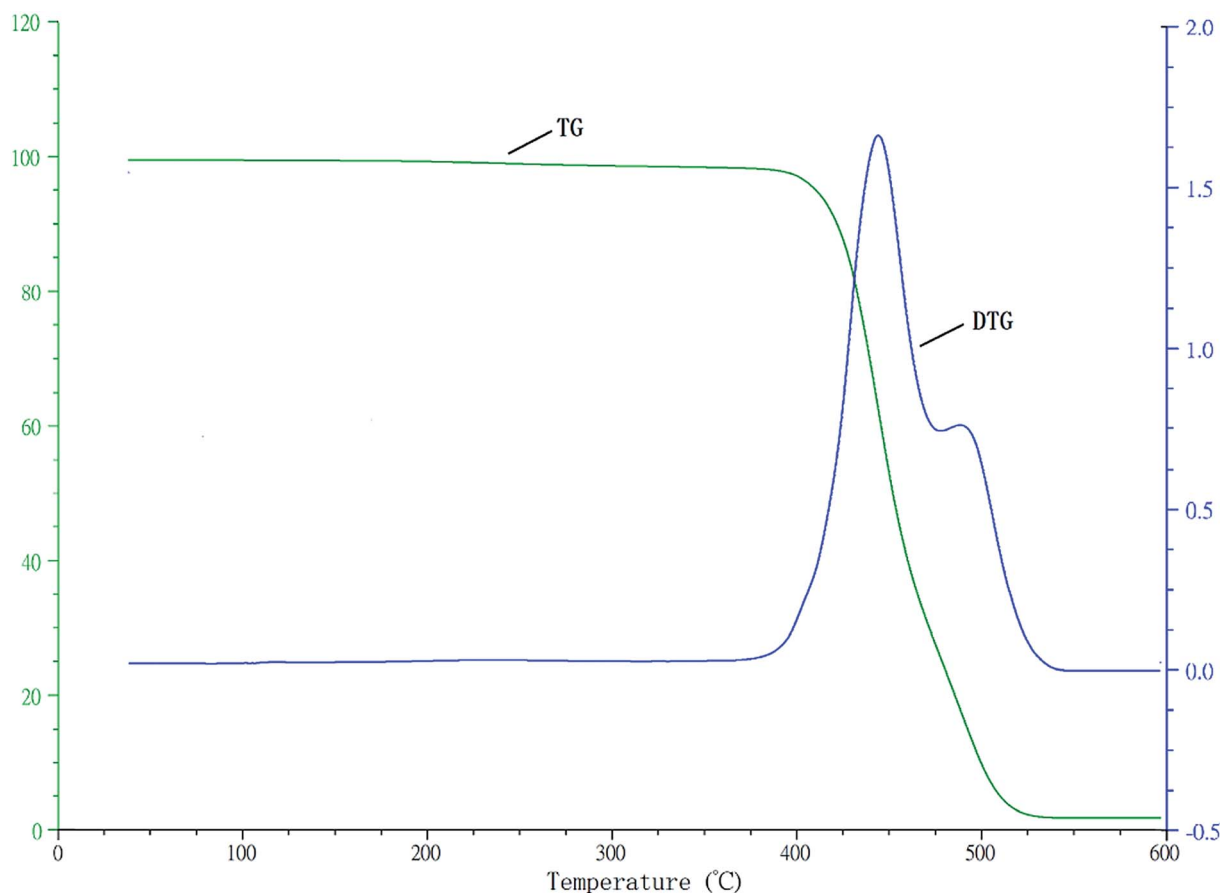
Fig. 10 TGA curve of hydroxy-terminated PB-*b*-P3HT.

Table 2 Relationship between copolymerization proportion and monomer proportion

Initiator : Bd : HT (molar ratio)	Expected P3HT content	Measured P3HT content	Expected $M_n/g\ mol^{-1}$	Measured $M_n/g\ mol^{-1}$	M_w/M_n
1 : 25 : 10	55.1%	55.3%	3010	3012	1.08
1 : 50 : 10	38.1%	40.5%	4360	4399	1.04
1 : 50 : 20	32.7%	30.2%	6020	5796	1.05
1 : 100 : 10	32.2%	35.8%	7960	7945	1.06
1 : 100 : 0	0	0	5400	5520	1.03
1 : 0 : 10	100	100	1660	1673	1.04
1 : 250 : 100	55.1%	54.3%	30 100	31 104	1.12
1 : 250 : 200	71.1%	68.5%	46 700	46 384	1.10

was designed and synthesized. The 1H NMR of hydroxyl-terminated P3HT-*b*-PB block copolymer was shown in Fig. 5, 2.83 (ppm) and 7.01 ppm are the characteristic peaks of P3HT and 5.45 (ppm) and 5.01 ppm are the characteristic peaks of PB which confirm that the P3HT-PB copolymer was obtained. Moreover, 3.53 ppm is the characteristic proton peaks of $-CH_2OH$, and there are no $-OH$ in the structure of monomers, hence, it mean that there are terminal $-OH$ group in the structure of copolymer.

To further prove the copolymer is an block copolymer, GPC and SEM was used to track the polymerization process, which were shown in Fig. 6–8. Fig. 6 is GPC result which shown unimodal after copolymerization process which suggested the block copolymer was obtained.

Fig. 7 is the SEM image in which the copolymer was dissolved in THF. Due to the block copolymer effect, it shown typically microphase separation phenomenon when the copolymer was dissolved in THF (good solvent for both block components).

To further explore the block copolymer effect of hydroxyl-terminated PB-*b*-P3HT, the copolymer was dissolved in *n*-hexane (good solvent of PB component, poor solvent of P3HT component) which was shown in Fig. 8. Due to the difference of the solubility between P3HT component and PB component in hexane, the copolymer was assembled in hexane and exhibited a wormlike assembly in SEM image. Hence, according to the GPC and SEM results, the hydroxyl-terminated PB-*b*-P3HT block copolymer was successfully obtained.

“To further prove the PB-*b*-P3HT is block copolymer, the copolymer was test by differential thermal scanning (DSC) and thermogravimetric analysis (TGA), which shown in Fig. 9 and Fig. 10, The DSC and TGA curves of hydroxy-terminated PB homopolymer are shown in Fig. S4 and S6.† The DSC and TGA curves of hydroxy-terminated P3HT homopolymer are shown in Fig. S5 and S7.† DSC data suggested that there are two kinds of T_g in PB-*b*-P3HT block copolymer which represented PB block and P3HT block respectively. Moreover, there is a T_m peak at 24.8 °C. Similarly, there are two kinds of thermogravimetric temperature range in copolymer represented PB block(380 °C to 475 °C) and P3HT block (475 °C to 550 °C) respectively, which also mean copolymer is block copolymer.”

To study the relationship between copolymerization proportion and monomer proportion. A series of monomer proportion was designed and the results was shown in Table 2.

The result of Table 2 shown that the copolymerization proportion is consistent with the monomer proportion, which suggested that the copolymerization process is a living (controlled) process.

A possible mechanism of copolymerization was shown in Scheme 2. The Ni initiator initiated butadiene become a macroinitiator. Meanwhile, the 2,5-dibromo-3-hexylthiophene react with isopropylmagnesium chloride, and a intermediate product appeared,¹⁵ which can react with PB macroinitiator to obtain a block copolymer. Finally, oxidation addition occurred when 3-iodopropanol react with copolymer macroinitiator, $-OH$ group was introduced in the end of copolymer. After hydrolysis, the other $-OH$ appears in the end of copolymer. The detail copolymerization mechanism is still under study.

4. Conclusions

According to allylation reaction principle, a novel kind of hydroxyl-terminated Ni based initiator $[Ni(\eta^3-CH_2CHCH_2-OCOCH_3)] [BPh_4^F]$ was designed and synthesized. The 1H -NMR was used to characterise this kind of Ni based initiator. This kind of initiator provide a new route for the polymerization of 2,5-dibromo-3-hexylthiophene. 1H -NMR of poly(3-hexylthiophene) suggested that the protected hydroxyl was successfully introduced in the structure of polymer. In addition, this kind of initiator expand the application range of monomer. It is not only can be used in polymerization of thiophene, but also can be used in other monomers such as styrene and butadiene. To improve the workability and brittleness of poly(3-hexylthiophene) and to prove the advantage of $[Ni(\eta^3-CH_2-CHCHCH_2OCOCH_3)] [BPh_4^F]$ in block copolymer containing P3HT, the hydroxyl-terminated P3HT-*b*-PB block copolymer was designed and synthesized. The results of 1H -NMR and GPC and SEM suggested that the P3HT-*b*-PB block copolymer was successfully obtained, moreover, the study of the relationship between copolymerization proportion and monomer proportion shown that the copolymerization process is a living (controlled) process.

Author contributions

Conceptualization, X. M.; methodology, X. M.; software, C. C. Z. Y. P.; validation, Z. G. Y.; formal analysis, X. M.; investigation, X. M.; resources, C. C. Z.; data curation, X. M.; writing—original



draft preparation, X. M.; writing—review and editing, C. C. Z.; visualization, C. C. Z.; supervision, C. C. Z.; project administration, Y. P.; funding acquisition, Y. P.

Funding

This work was supported by the National Natural Science Foundation of China (Grant No. 51562016), Jiangxi Province Natural Science Foundation of China (Grant No. 20171BAB206015) and Science and Technology Project of Jiujiang University (Grant No. 2016KJ005).

Conflicts of interest

The authors declare no conflict of interest.

Acknowledgements

This work was supported by Jiujiang Key Laboratory of Organosilicon Chemistry and Application, Jiujiang, 332005, P. R. China.

References

- 1 B. C. Thompson and J. M. J. Fréchet, Polymer–Fullerene Composite Solar Cells, *Angew. Chem., Int. Ed.*, 2008, **47**, 58.
- 2 M. Frederic, *et al.*, Synthesis of End-Group Functionalized P3HT: General Protocol for P3HT/Nanoparticle Hybrids, *Macromolecules*, 2013, **46**(21), 8500–8508.
- 3 A. Yokoyama and T. Yokozawa, Chain-Growth Polymerization for Poly(3-hexylthiophene) with a Defined Molecular Weight and a Low Polydispersity, *Macromolecules*, 2004, **37**, 1169.
- 4 S. K. Patra, R. Ahmed, G. R. Whittell, D. J. Lunn, E. L. Dunphy, M. A. Winnik and I. Manners, Cylindrical Micelles of Controlled Length with a π -Conjugated Polythiophene Core *via* Crystallization-Driven Self-Assembly, *J. Am. Chem. Soc.*, 2011, **133**, 8842.
- 5 J. H. Tsai, Y. C. Lai, T. Higashihara, C. J. Lin, M. Ueda and W. C. Chen, Enhancement of P3HT/PCBM Photovoltaic Efficiency Using the Surfactant of Triblock Copolymer Containing Poly(3-hexylthiophene) and Poly(4-vinyltriphenylamine) Segments, *Macromolecules*, 2010, **43**, 6085.
- 6 B. W. Boudouris, C. D. Frisbie and M. A. Hillmyer, Polylactide–Polythiophene–Polylactide Triblock Copolymers, *Macromolecules*, 2010, **43**, 3566.
- 7 Z. Li, R. J. Ono, Z. Q. Wu and C. W. Bielawski, Synthesis and self-assembly of poly(3-hexylthiophene)-block-poly(acrylic acid), *Chem. Commun.*, 2011, **47**, 197.
- 8 T. Higashihara, K. Ohshimizu, A. Hirao and M. Ueda, Facile Synthesis of ABA Triblock Copolymer Containing Regioregular Poly(3-hexylthiophene) and Polystyrene Segments *via* Linking Reaction of Poly(styryl)lithium, *Macromolecules*, 2008, **41**, 9505.
- 9 A. Smeets, End Group-Functionalization and Synthesis of Block-CoPoly(3-hexylthiophene)s by Modified Nickel Initiators, *Macromolecules*, 2011, **44**(15), 6017–6025.
- 10 D. Meinhard, *et al.*, New Nickel(II) Diimine Initiators and the Control of Polyethylene Microstructure by Catalyst Design, *J. Am. Chem. Soc.*, 2007, **129**(29), 9182–9191.
- 11 J. Liu, *et al.*, Polymerization of α -Olefins Using a Camphyl α -Diimine Nickel Catalyst at Elevated Temperature, *Macromolecules*, 2014, **47**(10), 3325–3331.
- 12 J. Cámpora, *et al.*, h6-Arene initiators of Ni(II), efficient catalysts for 1,3-butadiene and styrene polymerization, *Chem. Commun.*, 2003, 78–79.
- 13 M. Jiménez-Tenorio, *et al.*, Cationic Nickel Initiators Containing Bulky Phosphine Ligands: Catalyst Precursors for Styrene Polymerization, *Organometallics*, 2004, **23**(13), 3139–3146.
- 14 Z. Yu, *et al.*, Polyallene-block-polythiophene-block-polyalleneCopolymers: One-Pot Synthesis, Helical Assembly, and Multiresponsiveness, *Macromolecules*, 2016, **49**(4), 1180–1190.
- 15 L. Gao, *et al.*, Facile Preparation of Regioregular Poly(3-hexylthiophene) and Its Block Copolymers with π -Allylnickel Complex as External Initiator, *Macromolecules*, 2014, **47**(15), 5010–5018.
- 16 Z. Yu, *et al.*, Polyallene-block-Poly(3-hexylthiophene)-block-polyalleneCopolymers: One-Pot Synthesis, Helical Assembly, and Multiresponsiveness, *Macromolecules*, 2016, **49**(4), 1180–1190.
- 17 M. Xin, *et al.*, η^3 - π -Allyl Acetoxy Ni Complex, an Efficient Initiator for Synthesis of Hydroxyl-Terminated Polybutadiene with High cis-1,4 Unit Content, *Macromol. Chem. Phys.*, 2018, **219**(24), 1800479.
- 18 M. Xin, *et al.*, A New Strategy for the Synthesis of Hydroxyl Terminated Polystyrene-b-Polybutadiene-b-Polystyrene Triblock Copolymer with High Cis-1, 4 Content, *Polymers*, 2019, **11**, 598.

