



Cite this: *Chem. Sci.*, 2020, 11, 1623

All publication charges for this article have been paid for by the Royal Society of Chemistry

Received 13th August 2019
Accepted 26th November 2019

DOI: 10.1039/c9sc04029c

rsc.li/chemical-science

Copper-catalyzed enantioselective arylalkynylation of alkenes†

Guangyue Lei, Hanwen Zhang, Bin Chen, Meichen Xu and Guozhu Zhang *

A copper-catalyzed enantioselective arylalkynylation of alkenes with diaryliodonium salt and a monosubstituted alkyne is reported. The three-component coupling reactions proceed under mild reaction conditions with a broad substrate scope, leading to synthetically valuable 1,2-diaryl-3-butyne. The key to the success of this chemistry is the employment of the chiral bisoxazoline-phenylaniline (BOPA) ligand. A novel reaction pathway involving the phenyl radical generation under thermal copper catalysis is proposed according to mechanistic studies.

Introduction

Alkenes, alkynes, and arenes are three ubiquitous unsaturated substructures in numerous compounds. Chemical reactions that link alkenes, alkynes, and arenes are highly useful in both industry and academic research, because the products of their union could provide a versatile platform for the synthesis of bioactive and medically relevant molecules, fine chemicals, and monomers for polymerization, as exemplified by Heck, ring-closing metathesis, Sonogashira, and related reactions.¹ The dual functionalization of alkenes is currently considered as one of the most straightforward approaches for the construction of multi-functional compounds.² However, the catalytic, enantioselective, and three-component arylalkynylation of alkenes is rare.³

Due to the high oxidation state of the iodine center, hypervalent diaryliodonium salts readily interact with transition metals in redox processes and are widely used in the formation of aryl-carbon and aryl-heteroatom bonds,⁴ an important field known as arylation chemistry.⁵ In those studies, a combination of a Cu catalyst and diaryliodonium salts has recently emerged as a very useful and efficient strategy for arylation *via* a high oxidation state Cu(III)-aryl intermediate that behaves as an activated aryl cation.⁶ Despite great advances, the arylation-initiated double functionalization of alkenes with diaryliodonium salt remains relatively unexplored.⁷ Taking advantage of the unique electrophilic property of copper(III)-aryl species, in 2012, Gaunt and co-workers reported the first example of Cu-catalyzed arylation of simple alkenes with

diaryliodonium salts.^{7a} The same group further realized the cascade enantioselective arylation and subsequent cyclization of allylic amide; a regiodivergent outcome was observed when using the electron-poor iodonium aryl group.^{7b} Very recently, they reported a copper-catalyzed enantioselective arylative semipinacol rearrangement of allylic alcohols using diaryliodonium salts (Fig. 1, eqn (a)).^{7c} Notably, in those cases, the privileged bisoxazoline (BOX) ligand imparts excellent *enantio*-induction in the arylation step.^{7d,7e} Recently, Liu reported an elegant example of copper catalyzed enantioselective radical relay trifluoromethyl alkynylation of styrene derivatives (Fig. 1, eqn (b)). In addition, [Cu(dpp)₂]⁺PF₆⁻ (dpp = 2,9-diphenyl-1,10-phenanthroline) complexes could serve as photocatalyst and promote the aryl radical generation from diaryl iodonium salt under green LED.^{7f} We envisaged that, a proper combination of copper, ligand and substrate, a reduction of diaryl iodonium salt with generation of aryl radical under thermal conditions might be viable.

We have been interested in the radical difunctionalization of alkenes including feedstock 1,3-butadiene.⁸ C₂-symmetric

State Key Laboratory of Organometallic Chemistry, Shanghai Institute of Organic Chemistry, Center for Excellence in Molecular Synthesis, University of Chinese Academy of Sciences, Chinese Academy of Sciences, 345 Lingling Road, Shanghai 200032, P. R. China. E-mail: guozhuzhang@sioac.ac.cn

† Electronic supplementary information (ESI) available. CCDC 1908198. For ESI and crystallographic data in CIF or other electronic format see DOI: 10.1039/c9sc04029c

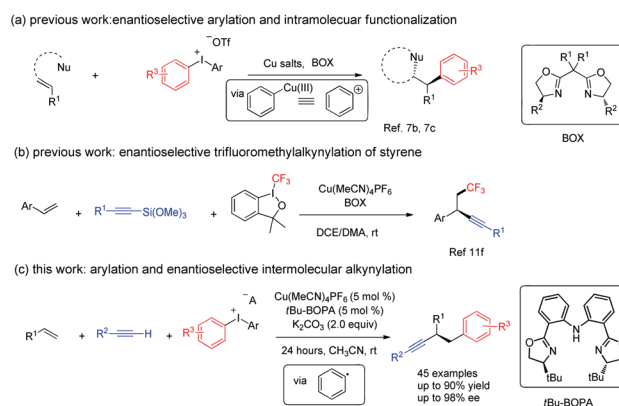


Fig. 1 Copper-catalyzed enantioselective arylalkynylation of styrenes.



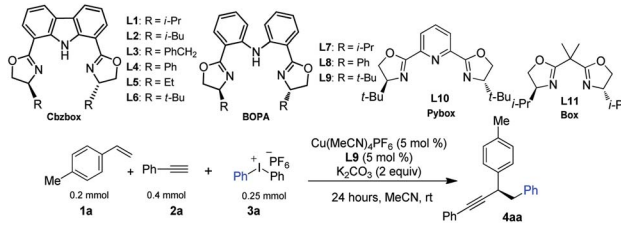
bisoxazoline-carbazole (Cbzbox), a tridentate monoanionic ligand known as one class of “pincer” ligands, which have been found to effectively stabilize other 3d transition metals, such as Cr, Fe, Ni, Cu, and Zn. The resulting metal complexes exhibit high activities and stereoselectivities for a broad range of asymmetric reactions, featuring Lewis acid catalysis in most cases;⁹ Cbzbox–chromium complex could reduce carbohalides to alkyl radicals for Nozaki–Hiyama–Kishi reactions.^{8a} We hypothesized that, Cbzbox–copper(I)-complex could serve as a single-electron reductant to reduce diphenyliodonium salt to generate a phenyl radical to initiate the alkene difunctionalization. Herein, we describe a novel copper-catalyzed three-component coupling reaction involving a mono-substituted alkyne, styrene, and diaryliodonium salt, enabled by a bisoxazoline-phenylaniline (*t*Bu-BOPA)–copper complex (Fig. 1, eqn (c)). A broad range of substrates efficiently participate in this coupling reaction, leading to valuable *enantio*-enriched diarylated propargylic compounds, a privileged segment observed in pharmaceutical agents,¹⁰ and an advanced intermediate leading to functional materials not easily accessible through other methods.¹¹ Preliminary mechanistic studies support a radical pathway. This process represents a valuable alternative reaction mode to existing methods of Cu-catalyzed arylfunctionalization of alkene with diaryliodonium salt.^{7,12}

Results and discussion

We selected *p*-methyl styrene, diaryliodonium salt, and a terminal alkyne to test the three-component coupling reactions by varying different reaction parameters. After extensive experiments of screening various multidentate ligands, we found that reaction of **1a** with diphenyliodonium hexafluorophosphate **3a** and phenyl acetylene **2a**, with terpyridine as the ligand and 10 mol% of Cu(MeCN)₄PF₆ as the catalyst, gave a moderate yield of racemic **4aa** (Table 1, entry 2). Gratifyingly, using *i*Pr-Cbzbox **L1**,¹³ **4aa** was obtained in comparable yield with an enantiomeric excess (ee) of 67% (Table 1, entry 3). Inspired by this, we tested a variety of Cbzbox with different substituents (**L2**–**L6**). However, no better results in terms of ee were obtained (Table 1, entries 4–8). Surprisingly, bisoxazoline-phenylaniline (*i*Pr-BOPA) **L7** with a flexible backbone led to product in equal level of ee (60%) (Table 1, entry 9).¹⁴ Further adjustment of the substituents on the BOPA ligand resulted in a reaction catalyzed by *t*Bu-BOPA **L9** that gave a 78% yield of **4aa** in 86% ee (Table 1, entry 1).

Other privileged chiral ligands, such as Pybox and Box, were also briefly examined, yet they are not effective for the current reaction, and neither gives promising enantiocontrol (entries 11 and 12). A systematic investigation of other parameters revealed that changing the solvent to something other than acetonitrile and using other bases in place of K₂CO₃ and other Cu-catalysts except Cu(MeCN)₄PF₆ all had a deleterious effect on both the yield and ee of the product (entries 13–18). Lowering the reaction temperature did not improve the enantioselectivity (entry 19). Notably, under the current reaction conditions, side-products derived from two-component reactions, *e.g.*, the Heck reaction^{7a} or Sonogashira reaction, are negligible.

Table 1 Evaluation of chiral ligands and other reaction parameters



Entry ^a	Deviation	Yield ^b (%)	ee ^c (%)
1	None	78 ^d	86 ^d
2	2,2,2-Tripyridine	68	—
3	L1	53	67
4	L2	60	52
5	L3	52	57
6	L4	32	8
7	L5	35	35
8	L6	Trace	—
9	L7	69	60
10	L8	49	55
11	L10	—	—
12	L11	59	0
13	Cs ₂ CO ₃	65	85
14	Na ₂ CO ₃	57	84
15	CuI	59	86
16	CuBr	63	86
17	Toluene	34	85
18	THF	49	83
19	0 °C	45	86

^a The reaction conditions were styrene (0.2 mmol), diphenyl iodonium salt (0.25 mmol), alkyne (0.4 mmol), Cu(I) (5 mol%), base (0.4 mmol), ligand (5 mol%), at 20 °C unless noted otherwise. ^b Determined by ¹HNMR analysis with internal standard (diethyl phthalate). ^c Determined by chiral HPLC analysis, the absolute configuration was assigned by single crystal X-ray analysis of *ent*-**4f**, see ESI for further details. ^d Isolated yield.

Having optimized the reaction conditions, we next investigated the scope of the copper-catalyzed three-component coupling with regard to the styrene partner (Table 2). We were delighted to find that styrene with mono *para*-substituted aryl groups that were electron deficient (**4a**, **4b**), electron rich (**4c**–**4f**), and halogen-containing (**4g**–**4i**) reacted well. Interestingly, medicinally relevant CF₃O and HCF₂O could also be tolerated (**4j**, **4k**). Br and F could be allowed at the *meta*-position (**4l**, **4m**). A further substrate scope study revealed that double substitutions at different positions did not affect the reaction efficiency (**4n**, **4o**). Heterocyclic functionality including thiophene and thiazole also worked well (**4p**, **4r**). 4-Methyl thiazole and 3-methyl-thiophene with a slightly increased steric hindrance gives a much higher ee (**4q** and **4s**). However, for *ortho*-substituted styrenes, such as 1-fluoro-2-vinylbenzene and 1-vinylnaphthalene, either a low yield or ee was observed. We further tested the performance of nonactivated alkenes in the difunctionalization. A variety of alkenes bearing different functional groups participated in this aryl alkynylation efficiently, leading to products in moderate to good yields. For sterically unbiased products, the product was racemic (**4t**); we



Table 2 Substrate scope study with alkenes

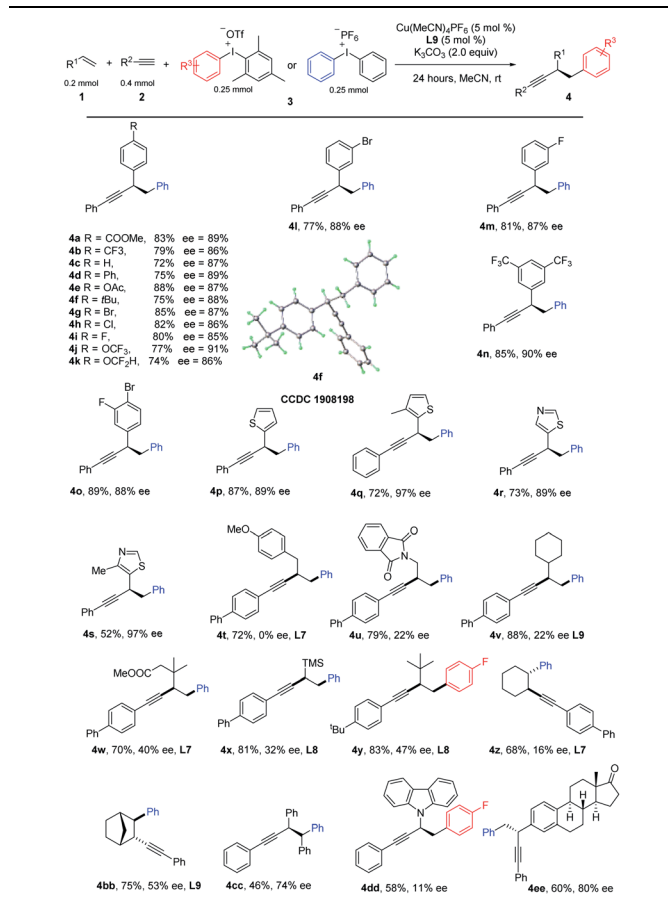
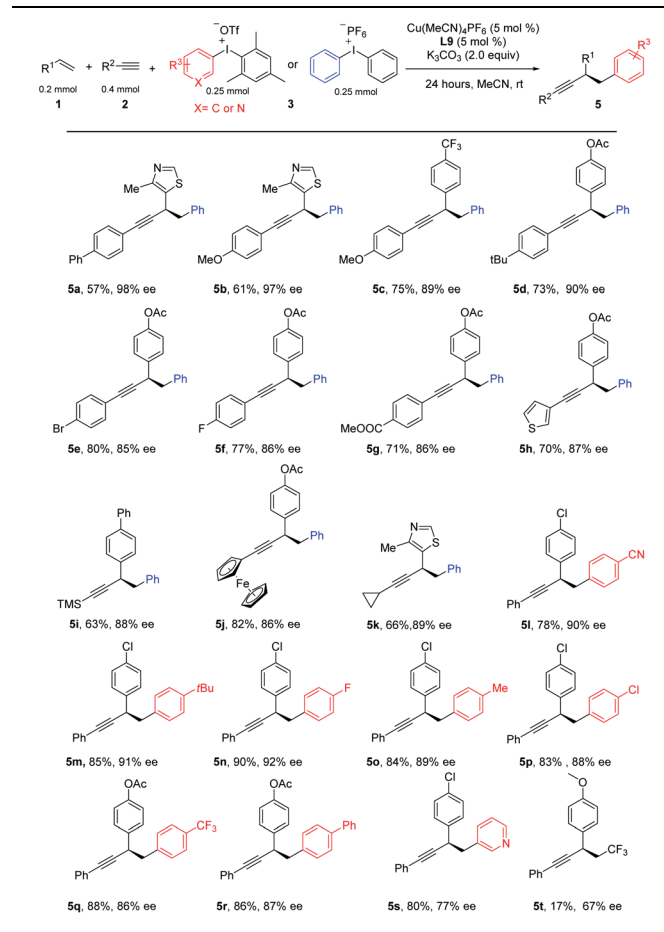


Table 3 Substrate scope study with alkyne and diaryl iodonium salt



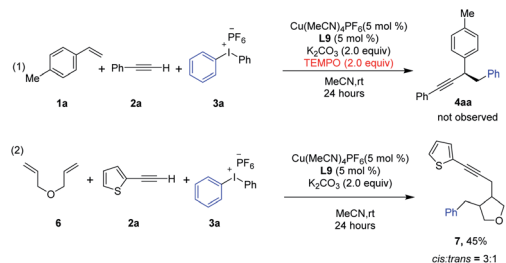
reasoned that, it's difficult for chiral ligand to discriminate two vicinal methylene groups. To our delight, with sterically demanding substitutions, enantiomeric induction was observed (**4u–4x**). By careful tuning of the steric and electronic properties of substrates, and condition optimization, ee was improved to 47% with product **4x**. Interestingly, trimethyl(vinyl) silane was good substrate as well, allowing a facile introduction of TMS at the propargylic position (**4x**), other heteroatoms such as nitrogen could be tolerated, 9-vinyl-9H-carbazole reacted well to give the desired product (**4dd**). Internal alkenes, including cyclohexene and norbornylene reacted well, giving products in moderate yields with excellent *trans*-selectivity (**4z**, **4bb**). Surprisingly, an enantiomeric excess was obtained for **4bb**. After thorough survey of chiral ligands, **L9** gave the best result, 53% ee was obtained. Reaction of (*E*)-1,2-diphenylethene proceeded well to give **4cc** in moderate yield and fare ee. Alkene derived from Estrone could be arylalkynylated in equal efficiency (**4ee**).

This three-component coupling proceeded efficiently with a range of readily available mono-arylated ethynes. Benzeneethynes with either electron-donating groups, such as Ph, MeO, and *t*Bu (Table 3, **5a–5d**), or electron-withdrawing, such as Br, F, and CO₂Me (**5e–5g**), all gave desired products in good yields and good-to-excellent ees. Hetero aryl alkynes such as 2-ethynylthiophene were suitable substrates as well (**5h**). To our delight, ethynyltrimethylsilane was successfully engaged in these three-

component coupling reactions, leading to **5i** in moderate yield and a useful level of ee, and further functionalization is possible by removing the TMS. Interestingly, a ferrocene could be introduced into the arylated propargylic system in equal efficiency (**5j**). A systematic examination of aliphatic alkynes revealed that a moderate ee was obtained for most cases, except cyclopropyl acetylene, which yielded the desired product at a useful level with excellent ee (**5k**). Finally, we tested the catalytic system with a series of diaryliodonium salts. A number of aryl-substituted iodonium salts proved to be good substrates for this reaction, leading to diversified products (**5l–5r**). Iodonium salt bearing a heteroaryl group such as pyridine was good substrate, leading to product **5s** in good yield and moderate ee. We tested other hypervalent iodonium salts with various transfer functionalities including cyano, alkyne, vinyl and CF₃, however, only Togni reagent provides the desired product in low yield and moderate ee.

Control experiments were conducted to probe the possible mechanism of this copper catalyzed three-component coupling reaction (Scheme 1). Upon the addition of radical trapping agent TEMPO, the reaction was totally shut down, indicating a radical mechanism might be possible (eqn (1)). A cyclization experiment with diene **6** was further conducted (eqn (2)). **6** was subjected to the standard conditions in place of styrene, and





Scheme 1 Control experiments for radical probe.

ring-closing took place leading to the cyclized product **7** with 3 : 1 *cis/trans* selectivity, a typical reactivity and stereoselectivity that have been reported for the cyclization of the derived secondary alkyl radical.¹⁵

Next, the reaction was monitored by electron paramagnetic resonance spectroscopy (EPR) with and without 5,5-dimethyl-1-pyrroline *N*-oxide (DMPO), and the corresponding EPR spectrum indicated the existence of copper(II)^{16a} and benzylic radical species, a benzylic DMPO adduct more likely formed based on spin coupling parameters (Fig. 2).^{16b} These results suggest an aryl radical, instead of a Cu(III)-aryl species, is likely involved in the reaction pathway.

Based on the literature¹² and these findings, we proposed a reaction mechanism (Fig. 3). Cu(I)X undergoes ligand exchange with Ln in the presence of base leading to complex Cu(I)Ln.¹⁷ A subsequent interaction with alkyne in presence of base through a π copper(I) alkyne complex yields [LnCu(I)(C \equiv CR)]⁻ K⁺ (A), which could be oxidized by diaryliodonium salt to provide a copper(II) species LnCu(II)(C \equiv CR) (B) with a simultaneous formation of an aryl radical.

Moreover, the cyclic voltammogram of copper acetylide show a reversible wave at -2.42 V *versus* the saturated calomel electrode (SCE) corresponding to the Cu(I)/Cu(II) redox couple.^{16c} The Ph₂I⁺/PhI + Ph. have reduction potential $E = -0.7$ *versus* SCE.¹⁸ Those results suggest that the SET process from copper acetylide to diaryl iodonium salt may be viable.¹⁶ Notably, [Cu(dpp)₂][PF₆] (dpp = 2,9-diphenyl-1,10-phenanthroline) could promote aryl radical generation from diaryl iodonium salt under light irradiation.¹² The organic radical was trapped by the styrene to generate a benzylic radical. Two possible pathways might be as follows: in path a, the benzylic radical reacts with copper(II) delivering a copper(III) complex (C), which undergoes

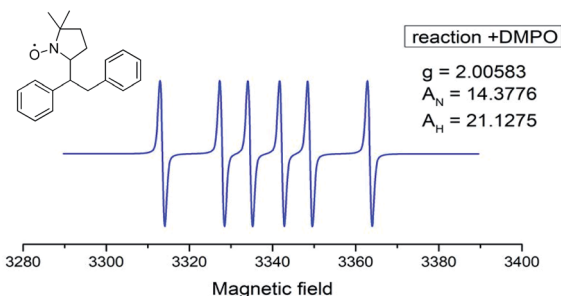


Fig. 2 EPR spectra of reaction in the presence of DMPO.

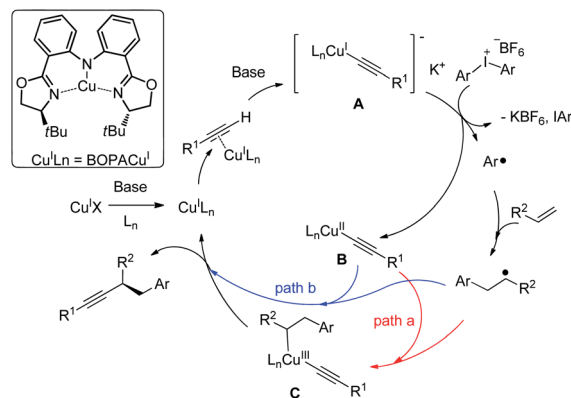
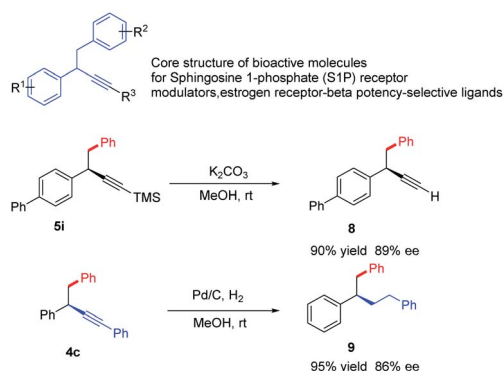


Fig. 3 Proposed reaction mechanism.

reductive elimination to generate the product, with the regeneration of the catalyst. Alternatively, in path b, the benzylic radical could undergo direct out-of-cage bond formation with the copper(II) species to provide the same result. Related examples of this so-called radical relay strategy have been extensively studied by Liu,^{19,11f} Liu²⁰ and Xiao.²¹ Alternatively, the reaction might proceed through an electrophilic Cu(III)-Ph intermediate, although less likely, it cannot be ruled out.^{7a-c}

In this study, beside the unusual BOPA ligand employed for enantioselective C-C bond formation, the observation of moderate 53% ee for **4bb** suggests a possible interaction of phenyl radical species with chiral copper complex, which could potentially explain the selectivity when unsymmetrical diaryliodonium salts were used. Aryl group with less steric hindrance prefer to transfer, which is in contrast to free aryl radical species.^{12a} Further improvement of the interesting asymmetric aryl alkylation of nonactivated alkene relies on the detailed mechanistic study by elucidating the identity of enantio-determining step and ligand development.

1,2-Diaryl-3-butyne is core structure of bioactive molecules for sphingosine 1-phosphate (S1P) receptormodulators, estrogen receptor-beta potency-selective ligands.¹⁰ Traditional approach towards this motif required multistep synthesis, the current strategy offer a straightforward and divergent entry to enantioenriched form (Scheme 2). Meanwhile, propargylic



Scheme 2 Utilities of diarylated propargylic compounds.



compounds are valuable intermediates in organic synthesis, and they can participate in a wide range of transformations at the carbon-carbon triple bond. We briefly demonstrate the potential utilization of these products. The simple cleavage of the trimethylsilyl group provides a free alkyne, which could serve as the coupling partners in both Sonogashira and click reactions.²² Hydrogenation of the triple bond leads to saturated products in excellent yields.

Conclusions

In summary, we report here a copper-catalyzed enantioselective arylalkynylation of styrene using diaryliodonium salt enabled by a BOPA-Cu(I) complex. Under mild reaction conditions, an array of alkynes, alkenes, and diaryliodonium salts are good substrates leading to valuable propargylic products with good to excellent enantioselectivity. In contrast to the existing copper-catalyzed aryl difunctionalization of an alkene with diaryliodonium salt through an electrophilic aryl-Cu(III) species, BOPA-Cu catalysis is more likely *via* a phenyl radical pathway based on preliminary mechanistic studies. This novel asymmetric coupling reaction holds potential for further expansion and application in functional molecule synthesis.

Conflicts of interest

Shanghai Institute of Organic Chemistry, CAS has filed a patent application for this technology (Chinese patent application number 202010016009.7).

Acknowledgements

We are grateful to NSFC-21772218, 21821002, XDB20000000, the “Thousand Plan” Youth program, State Key Laboratory of Organometallic Chemistry, Shanghai Institute of Organic Chemistry, and the Chinese Academy of Sciences.

Notes and references

- (a) R. F. Heck and J. P. Nolley, *J. Org. Chem.*, 1972, **37**, 2320; (b) I. P. Beletskaya and A. V. Cheprakov, *Chem. Rev.*, 2000, **100**, 3009; (c) K. Sonogashira, Y. Tohda and N. Hagihara, *Tetrahedron Lett.*, 1975, **16**, 4467; (d) R. R. Schrock, J. S. Murdzek, G. C. Bazan, J. Robbins, M. DiMare and M. O'Regan, *J. Am. Chem. Soc.*, 1990, **112**, 3875; (e) R. H. Grubbs, S. J. Miller and G. C. Fu, *Acc. Chem. Res.*, 1995, **28**, 446.
- for selected reviews, (a) E. Hiromichi and S. Mikiko, *Angew. Chem., Int. Ed.*, 2014, **53**, 8294; (b) G. Yin, X. Mu and G. Liu, *Acc. Chem. Res.*, 2016, **49**, 2413; (c) J.-S. Zhang, L. Liu, T. Chen and L.-B. Han, *Chem. - Asian J.*, 2018, **13**, 2277; (d) R. I. McDonald, G. Liu and S. S. Stahl, *Chem. Rev.*, 2011, **111**, 2981; (e) H. C. Kolb, M. S. VanNieuwenhze and K. B. Sharpless, *Chem. Rev.*, 1994, **94**, 2483.
- W. Li, J. K. Boon and Y. Zhao, *Chem. Sci.*, 2018, **9**, 600.
- (a) X. Wang and A. Studer, *Acc. Chem. Res.*, 2017, **50**, 1712; (b) A. Yoshimura and V. V. Zhdankin, *Chem. Rev.*, 2016, **116**, 3328; (c) E. A. Merritt and B. Olofsson, *Angew. Chem., Int. Ed.*, 2009, **48**, 9052; (d) N. R. Deprez and M. S. Sanford, *Inorg. Chem.*, 2007, **46**, 1924; (e) V. V. Zhdankin and P. J. Stang, *Chem. Rev.*, 2002, **102**, 2523.
- L. Ackermann, *Modern Arylation Methods*, Wiley-VCH, Weinheim, 2009.
- (a) P. J. Stang and V. V. Zhdankin, *Chem. Rev.*, 1996, **96**, 1123; (b) F.-M. Martín, *Synthesis*, 2017, **49**, 1905.
- (a) R. J. Phipps, L. McMurray, S. Ritter, H. A. Duong and M. J. Gaunt, *J. Am. Chem. Soc.*, 2012, **134**, 10773; (b) E. Cahard, H. P. J. Male, M. Tissot and M. J. Gaunt, *J. Am. Chem. Soc.*, 2015, **137**, 7986; (c) D. H. Lukamto and M. J. Gaunt, *J. Am. Chem. Soc.*, 2017, **139**, 9160. Other related examples: (d) A. Bigot, A. E. Williamson and M. J. Gaunt, *J. Am. Chem. Soc.*, 2011, **133**, 13778; (e) J. S. Harvey, S. P. Simonovich, C. R. Jamison and D. W. C. MacMillan, *J. Am. Chem. Soc.*, 2011, **133**, 13782; (f) A. Baralle, L. Fensterbank, J.-P. Goddard and C. Ollivier, *Chem.-Eur. J.*, 2013, **19**, 10809; (g) M. Prakash, S. Muthusamy and V. Kesavan, *J. Org. Chem.*, 2014, **79**, 7836; (h) Y. Yang, J. Han, X. Wu, S. Mao, J. Yu and L. Wang, *Synlett*, 2014, **25**, 1419; (i) X. Li, J. Xu, P. Zhang, Y. Gao, J. Wu, G. Tang and Y. Zhao, *Synlett*, 2014, **25**, 2009.
- (a) Y. Xiong and G. Zhang, *J. Am. Chem. Soc.*, 2018, **140**, 2735; (b) Y. Xiong, Y. Sun and G. Zhang, *Org. Lett.*, 2018, **20**, 6250.
- For a review, (a) Q. H. Deng, R. L. Melen and L. H. Gade, *Acc. Chem. Res.*, 2014, **47**, 3162. For selected recent examples on Lewis acid catalysis: (b) J. Peng and D. M. Du, *Eur. J. Org. Chem.*, 2012, **40**, 4042; (c) F. Tan, L.-Q. Lu, Q.-Q. Yang, W. Guo, Q. Bian, J.-R. Chen and W.-J. Xiao, *Chem.-Eur. J.*, 2014, **20**, 3415; (d) J. C. K. Chu, D. M. Dalton and T. Rovis, *J. Am. Chem. Soc.*, 2015, **137**, 4445; (e) C. Despotopoulou, S. C. McKeon, R. Connon, V. Coeffard, H. Müller-Bunz and P. J. Guiry, *Eur. J. Org. Chem.*, 2017, **45**, 6734; (f) J.-Q. Zhao, X.-J. Zhou, Y. Zhou, X.-Y. Xu, X.-M. Zhang and W.-C. Yuan, *Org. Lett.*, 2018, **20**, 909. For recent examples on redox catalysis: (g) T. Niwa and M. Nakada, *J. Am. Chem. Soc.*, 2012, **134**, 13538; (h) T. Inagaki, L. T. Phong, A. Furuta, J.-i. Ito and H. Nishiyama, *Chem.-Eur. J.*, 2010, **16**, 3090.
- (a) M. J. Meyers, J. Sun, K. E. Carlson, G. A. Marriner, B. S. Katzenellenbogen and J. A. Katzenellenbogen, *J. Med. Chem.*, 2001, **44**, 4230; (b) S. C. Sinha, S. S. Bhat, E. G. Corpuz, K. Chow, W. K. Fang and W. B. Im, WO2012/74926.A1, 2012; (c) M. A. Islam, R. Pal, T. Hossain, A. Mukherjee and A. Saha, *Med. Chem. Res.*, 2012, **21**, 2652.
- For selected reviews, (a) P. J. Stang and F. Diederich, *Modern Acetylene Chemistry*, WileyVCH, Weinheim, 1995; (b) F. Diederich, P. J. Stang and R. R. Tykwinski, *Acetylene Chemistry: Chemistry, Biology, and Material Science*, WileyVCH, Weinheim, 2005; (c) B. M. Trost and C.-J. Li, *Modern Alkyne Chemistry: Catalytic and Atom-Economic Transformations*, Wiley-VCH, New York, 2014; For recent examples of acetylene synthesis; (d) X.-Y. Bai, W.-W. Zhang, Q. Li and B.-J. Li, *J. Am. Chem. Soc.*, 2018, **140**, 506; (e) X.-Y. Bai, Z.-X. Wang and B.-J. Li, *Angew. Chem., Int. Ed.*, 2016, **55**, 9007; (f) L. Fu, S. Zhou, X. Wan, P. Chen and G. Liu, *J. Am. Chem. Soc.*, 2018, **140**, 10965; (g)



- Y. Xu, Z. Wu, J. Jiang, Z. Ke and C. Zhu, *Angew. Chem., Int. Ed.*, 2017, **56**, 4545.
- 12 For example through aryl radical mechanism under thermal conditions (a) J. Xu, P. Zhang, Y. Gao, Y. Chen, G. Tang and Y. Zhao, *J. Org. Chem.*, 2013, **78**, 8176; Examples under photo irradiation conditions, (b) Y. Li, T. Koike and M. Akita, *Synlett*, 2016, **27**, 736; (c) Y. Chen, C. Shu, F. Luo, X. Xiao and G. Zhu, *Chem. Commun.*, 2018, **54**, 5373; (d) D. Sun, K. Yin and R. Zhang, *Chem. Commun.*, 2018, **54**, 1335.
- 13 (a) T. Suzuki, A. Kinoshita, H. Kawada and M. Nakada, *Synlett*, 2003, **4**, 570; (b) M. Inoue, T. Suzuki and M. Nakada, *J. Am. Chem. Soc.*, 2003, **125**, 1140; For our modified new synthesis of this ligand: (c) W. Chen, Q. Yang, T. Zhou, Q. Tian and G. Zhang, *Org. Lett.*, 2015, **17**, 5236.
- 14 (a) H. A. McManus and P. J. Guiry, *J. Org. Chem.*, 2002, **67**, 8566; (b) H. A. McManus, P. G. Cozzi and P. J. Guiry, *Adv. Synth. Catal.*, 2006, **348**, 551; (c) G. C. Hargaden, H. A. McManus, P. G. Cozzi and P. J. Guiry, *Org. Biomol. Chem.*, 2007, **5**, 763.
- 15 J. Lusztjuk, B. Maillard, S. Deycard, D. A. Lindsay and K. U. Ingold, *J. Org. Chem.*, 1987, **52**, 3509.
- 16 (a) S. Tang, Y. Liu, X. Gao, P. Wang, P. Huang and A. Lei, *J. Am. Chem. Soc.*, 2018, **140**, 6006; (b) G. R. Buettner, *Free Radical Biol. Med.*, 1987, **3**, 259–303; (c) A. Sagadevan, A. Pagupathi and K. C. Hwang, *Angew. Chem., Int. Ed.*, 2015, **54**, 13896. and see the ESI† for details.
- 17 Q.-H. Deng, H. Wadepohl and L. H. Gade, *J. Am. Chem. Soc.*, 2012, **134**, 2946.
- 18 P. P. Romańczyk and S. S. Kurek, *Electrochim. Acta*, 2017, **255**, 482.
- 19 (a) D. Wang, L. Wu, F. Wang, X. Wan, P. Chen, Z. Lin and G. Liu, *J. Am. Chem. Soc.*, 2017, **139**, 6811; (b) L. Wu, F. Wang, P. Chen and G. Liu, *J. Am. Chem. Soc.*, 2019, **141**, 1887; (c) D. Wang, F. Wang, P. Chen, Z. Lin and G. Liu, *Angew. Chem., Int. Ed.*, 2017, **56**, 2054.
- 20 J.-S. Lin, T.-T. Li, J.-R. Liu, G.-Y. Jiao, Q.-S. Gu, J.-T. Cheng, Y.-L. Guo, X. Hong and X.-Y. Liu, *J. Am. Chem. Soc.*, 2019, **141**, 1074.
- 21 F.-D. Lu, D. Liu, L. Zhu, L.-Q. Lu, Q. Yang, Q.-Q. Zhou, Y. Wei, Y. Lan and W.-J. Xiao, *J. Am. Chem. Soc.*, 2019, **141**, 6167.
- 22 (a) H. C. Kolb and K. B. Sharpless, *Drug Discovery Today*, 2003, **8**, 1128; (b) W. H. Binder and R. Sachsenhofer, *omol. Rapid Commun.*, 2007, **28**, 15.

