



Cite this: *Chem. Sci.*, 2020, 11, 737

All publication charges for this article have been paid for by the Royal Society of Chemistry

Received 13th September 2019
Accepted 25th November 2019

DOI: 10.1039/c9sc04643g

rsc.li/chemical-science

A novel photoredox-active group for the generation of fluorinated radicals from difluorostyrenes†

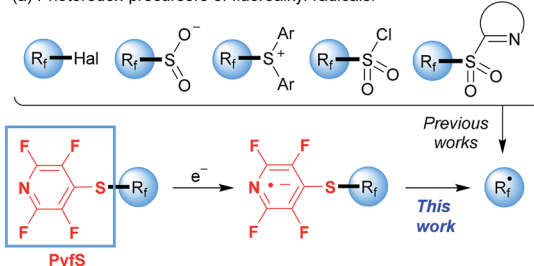
Mikhail O. Zubkov,^{ab} Mikhail D. Kosobokov,^a Vitalij V. Levin,^{Id a}
Vladimir A. Kokorekin,^{ac} Alexander A. Korlyukov,^{Id de} Jinbo Hu^{Id f}
and Alexander D. Dilman^{Id *a}

A 4-tetrafluoropyridinylthio group was suggested as a new photoredox-active moiety. The group can be directly installed on difluorostyrenes in a single step by the thiolene click reaction. It proceeds upon visible light catalysis with 9-phenylacridine providing various difluorinated sulfides as radical precursors. Single electron reduction of the C–S bond with the formation of fluoroalkyl radicals is enabled by the electron-poor azine ring. The intermediate difluorinated sulfides were involved in a series of photoredox reactions with silyl enol ethers, alkenes, nitrones and an alkenyl trifluoroborate.

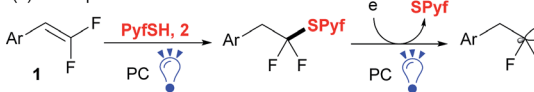
Organofluorine compounds have gained increasing attention due to their utility in medicinal chemistry and agrochemistry in the last few decades.¹ Among various methods of fluorine incorporation, major attention in recent years has been devoted to radical pathways of fluoroalkylation by visible light photoredox catalysis.^{2,3} This approach has attracted much attention because of the exceptionally mild reaction conditions and functional group tolerance. Known reagents, which are suitable for efficient radical fluoroalkylation such as halides, sulfonyl chlorides, sulfones, sulfinates, and Umemoto and Togni reagents (Scheme 1a),³ suffer from limited structural diversity and complicated preparation. Indeed, besides a significant amount of CF₃ and CF₂H derivatives, most of the other R_f radical precursors require multistep preparation under harsh conditions.^{3c,4} As a result, operationally simple methods are still needed.

Herein we report a simple and diversity-oriented strategy based on the direct introduction of a photoredox-active group into the fluorinated substrate. Our approach involves the addition of tetrafluoropyridine-4-thiol (2, PyfSH) to readily accessible difluorostyrenes followed by photocatalytic reduction with fluoroalkyl radical formation (Scheme 1b). As is well

(a) Photoredox precursors of fluoroalkyl radicals:



(b) Concept:



(c) Synthones based on difluorostyrenes 1:

classic ionic synthones	Ar-CF ₃ Ar-CF ₃	Ar-CF ₂ -CF ₃ rare & limited	Ar-CF ₂ -CF ₂ -CF ₃ > 1000 reactions
photoredox analogue	Ar-CF ₃ Feng, 2019	Ar-CF ₂ -CF ₂ -CF ₃ This work	Ar-CF ₂ -CF ₂ -CF ₂ -CF ₃ Hashmi, 2016

Scheme 1 Generation of fluorinated radicals.

^aN. D. Zelinsky Institute of Organic Chemistry, Russian Academy of Sciences, 47 Leninsky prosp., 119991 Moscow, Russia. E-mail: adil25@mail.ru

^bHigher Chemical College, D. Mendeleev University of Chemical Technology of Russia, 9 Miusskaya sq., 125047 Moscow, Russia

^cI. M. Sechenov First Moscow State Medical University, 8-2 Trubetskaya st., 119991 Moscow, Russia

^dA. N. Nesmeyanov Institute of Organoelement Compounds, Russian Academy of Sciences, 28 Vavilova st., 119991 Moscow, Russia

^ePirogov Russian National Research Medical University, 1 Ostrovitianov st., 117997 Moscow, Russia

^fKey Laboratory of Organofluorine Chemistry, Center for Excellence in Molecular Synthesis, Shanghai Institute of Organic Chemistry, University of Chinese Academy of Sciences, Chinese Academy of Sciences, 345 Ling-Ling Road, 200032 Shanghai, China

† Electronic supplementary information (ESI) available. CCDC 1947115 and 1947116. For ESI and crystallographic data in CIF or other electronic format see DOI: 10.1039/c9sc04643g



known, the thiol-ene reaction is an excellent instrument for difluorostyrene functionalization leading to sulfides.⁵ However, C–S bond reduction in common sulfides is challenging owing to their unfavorable redox potential compared to their S-oxygenated counterparts.^{6,7} To overcome this obstacle, we propose to use an electron-withdrawing fluorinated pyridine moiety, which would be susceptible to SET reduction (Scheme 1a).

Thus, we report the application of sulfides as a new class of readily available, bench-stable and easy-to-handle reagents for radical fluoroalkylation under visible-light photoredox catalysis. It is worth mentioning that our concept allows the synthesis of precursors of various R_f radicals in a single step from easily accessible compounds, which is often hard in practice for other photoredox-active groups.^{3c,4} Thiol **2** can be easily prepared from commercially available pentafluoropyridine⁸ and the initial difluorostyrenes come from aldehydes by the Wittig-type reaction.⁹

Styrenes **1** serve as a basis for a number of ionic synthones^{9b,10,11} and recent developments in visible light photoredox catalysis allowed us to replace most of them with complementary radical synthones (Scheme 1c).^{12,13} Herein, we disclose the last “blind spot” in the map of radical analogues of ionic difluorostyrene synthones. It should be noted that due to facile elimination of the fluorine atom in polar reactions, only a few examples of difluoroalkyl cation synthones have been described previously.¹¹

To perform the addition of thiol **2** to styrenes **1**, we applied a protocol involving the activation of thiols based on proton coupled electron transfer recently developed by our group.^{5,14} Thus, screening of reaction conditions allowed us to identify the optimal system: 9-phenylacridine (**PC-I**) as the photocatalyst under blue light irradiation (see the ESI for details†). The reaction is performed in cyclohexane and requires a virtually stoichiometric amount (1.1 equiv.) of the thiol **2**. A series of

styrenes **1** were reacted with thiols **2** leading to difluorinated sulfides **3** (Table 1). Aromatic and heteroaromatic substrates provided sulfides **3** in good to excellent yields. The only exception was the furan substituted product **3j**, which had a low yield due to instability of **1j**.¹⁵ The product **3k** derived from α -pentyl-substituted difluorostyrene was also obtained. In contrast to the reactions with styrenes, only traces of sulfides were obtained with aliphatic *gem*-difluoroalkenes (see the ESI for details†). It should also be pointed out that all reactions shown in Table 1 were performed on a 5 mmol scale.

A suggested mechanism for thiol-alkene addition is shown in Scheme 2. Thus, upon interaction of colorless compounds 9-phenylacridine (**PC-I**) and PyfSH, a red colored salt **A** is instantly formed (proton transfer, PT). The structure of this salt was studied by X-ray analysis indicating a π - π stacking-type structure, in which positively charged acridinium cations and negatively charged thiolate anions are arranged in parallel planes. The reaction is believed to proceed *via* light induced electron transfer (ET) thereby representing the proton-coupled electron transfer (PCET) manifold.¹⁶ The generated S-centered radical attacks the double bond of styrene **1**, and the resulting benzyl radical abstracts the hydrogen atom either from the N–H acridinium radical or from the starting PyfSH.

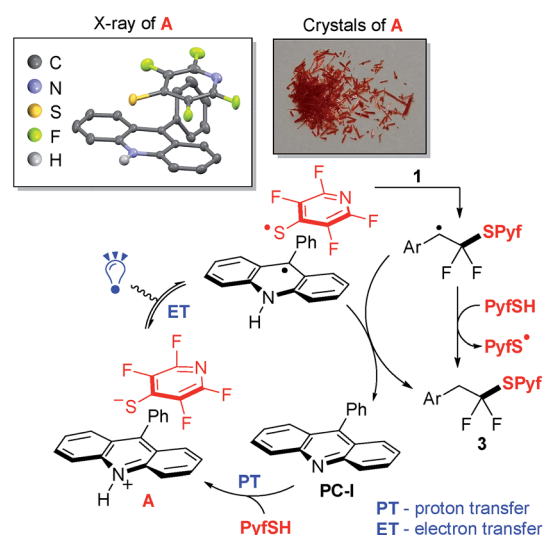
Measurement of the reduction potential of **3a** by cyclic voltammetry provided a value of -1.36 V (vs. SCE), which supports the single electron reduction of compounds **3** by means of light activated photocatalysts. After the reduction of sulfide **3a**, peaks corresponding to the oxidation of the thiolate anion are observed in the reverse scan (see the ESI for details†).

Using sulfide **3a** as a model substrate, we evaluated its reactions with silyl enol ethers^{17,18} (see the ESI† for optimization details). The reactions were performed in the presence of 20 mol% triphenylphosphine, which, as we noted previously, exerts a beneficial effect on some photoredox reactions.^{17b,19} Two sets of optimal conditions, both operating using blue LED

Table 1 Addition of thiol **2** to *gem*-difluorostyrenes **1**^a

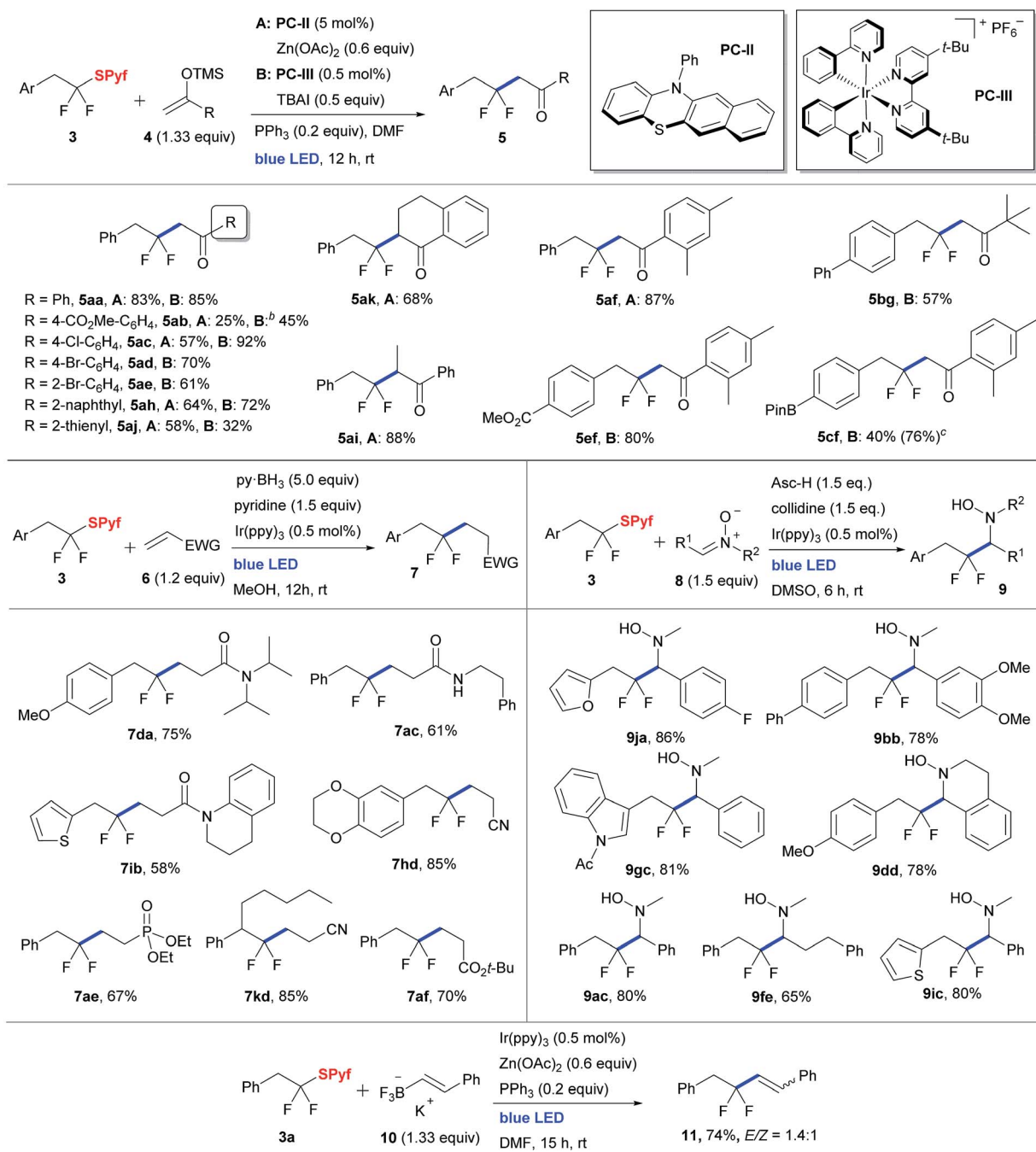
Ar:		
		3h , 85%
R = H, 3a , 95%		
R = Ph, 3b , 91%		
R = BPin, 3c , 73%		
R = OMe, 3d , 88%		
R = CO ₂ Me, 3e , 65%		
	X = Ts, 3f , 93%	
	X = Ac, 3g , 54%	
X = S, 3i , 59%		
X = O, 3j , 10%		
		3k , 83%

^a Isolated yields are shown. ^b DCM was used as a solvent.



Scheme 2 Plausible mechanism of thiol **2** addition to *gem*-difluorostyrenes **1**.



Table 2 Radical reactions of sulfides **3**^a

^a Isolated yields are shown. ^b Ir[(dF(CF₃)ppy)₂(dtbbpy)]PF₆ was used as a photocatalyst. ^c The decreased isolated yield is due to the partial degradation of the product upon chromatography. The yield given within parenthesis was determined by ¹⁹F NMR with an internal standard.

irradiation, were identified. In the first system, an organic photocatalyst, 12-phenyl-12*H*-benzo[*b*]phenothiazine²⁰ (**PC-II**, 5 mol%), and zinc acetate (0.6 equiv.) as a scavenger of the thiolate byproduct were used (method **A**).

Method **A** provided good results for the difluoroalkylation of electron-donor-substituted aromatic silyl enolates. Thus, products **5aa**, **5ef**, **5ad**, and **5ai** were obtained with excellent yield.

Unfortunately, the approach showed poor results for some other substrates. For instance, it is incompatible with aryl halide moieties due to concomitant carbon-halogen bond reduction induced by the phenothiazine catalyst (**PC-II**).^{20b} For EWG-containing silyl enolates, we observed low yields along with radical polymerization by-products. To overcome these drawbacks, the second system involving an iridium based



catalyst $[\text{Ir}(\text{ppy})_2(\text{dtbbpy})]\text{PF}_6$ (**PC-III**, 0.5 mol%) in combination with 50 mol% tetrabutylammonium iodide (method **B**) was suggested. The iodide ion is believed to induce reductive quenching of the photoexcited Ir(III) catalyst generating Ir(II) species behaving as a reductant of the substrate. Indeed, Stern–Volmer studies demonstrated that the iodide anion serves as a good fluorescence quencher of the iridium photocatalyst (see the ESI†). Under optimized conditions, a series of sulfides **3** were coupled with silyl enol ethers **4** (Table 2).

Generally, the procedure involving the iridium catalyst provided higher yields of products **5**. In the case of 4-chloro-substituted silyl enol ether, the yield of the product **5ac** was only 57% with phenothiazine, likely due to the formation of radical oligomerization by-products. However, switching to the iridium/iodide system gave an increased yield of 92%. Presumably, the ability of the latter system to cope with oligomerization is associated with the capture of the intermediate silyloxy-substituted radical by iodine followed by the formation of the carbonyl group.

Besides silyl enol ethers, other classes of compounds, which could be expected to trap fluorinated radicals, were evaluated (Table 2). To perform hydroperfluoroalkylation of alkenes bearing an electron withdrawing group, borane reagents were evaluated as sources of the hydrogen atom.²¹ In this regard, by using excess of pyridine–borane complex in combination with *fac*-Ir(ppy)₃ as the photocatalyst, sulfides **3** were successfully combined with acrylamides, acrylonitrile, *tert*-butyl acrylate and vinyl phosphonate. Nitrones are known to be good traps for radicals, and reductive addition of fluorinated halides to nitrones has recently been developed.²² Sulfides **3** proved to be competent partners for coupling with nitrones (Table 2). Ascorbic acid in the presence of collidine was employed as the stoichiometric reducing agent using *fac*-Ir(ppy)₃ as the catalyst leading to *gem*-difluorinated hydroxylamines **9** in good yields.

Even nitrones derived from enolizable aldehydes afforded the expected addition product **9fe**. We also demonstrated that sulfide **3a** can alkylate styryltrifluoroborate **10** in the presence of an iridium photocatalyst under visible light, affording the

product **11** as a mixture of *cis* and *trans* isomers (Table 2, bottom).

Control experiments confirmed that the reaction does not proceed without a photocatalyst or light. Moreover, in the presence of TEMPO, the formation of the product was totally suppressed (Scheme 3). Finally, the *gem*-difluorinated radical was trapped by a nitron spin trap, and the nitroxyl radical was detected by EPR spectroscopy.

Conclusions

In summary, a new 4-tetrafluoropyridinylthio group suitable for mild activation of difluorostyrenes is described. The utility of this group is enabled by a combination of two unique features: first, the pyridinethiol readily gives fluoroalkyl sulfides by the thiolene reaction, and second, the sulfides have favorable potential for radical generation under photoredox catalysis conditions.

Conflicts of interest

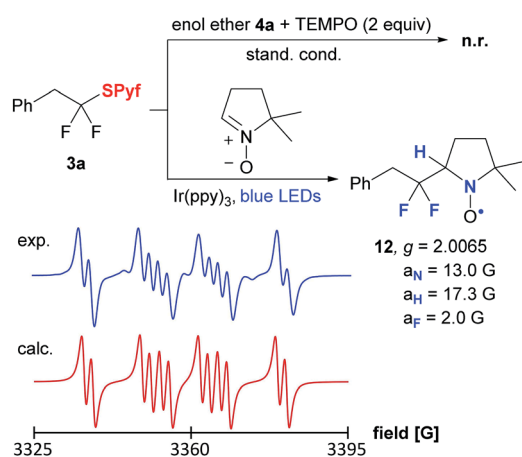
There are no conflicts to declare.

Acknowledgements

This work was supported by the Russian Foundation for Basic Research (project 18-53-53009). X-ray studies of compounds **3a** and **A** were carried out with financial support from the Ministry of Science and Higher Education of the Russian Federation using the equipment of the Center for Molecular Composition Studies of INEOS RAS.

Notes and references

- (a) K. Müller, C. Faeh and F. Diederich, *Science*, 2007, **317**, 1881–1886; (b) S. Purser, P. R. Moore, S. Swallow and V. Gouverneur, *Chem. Soc. Rev.*, 2008, **37**, 320–330; (c) J. Wang, M. Sanchez-Roselló, J. L. Aceña, C. del Pozo, A. E. Sorochinsky, S. Fustero, V. A. Soloshonok and H. Liu, *Chem. Rev.*, 2014, **114**, 2432–2506; (d) N. A. Meanwell, *J. Med. Chem.*, 2018, **61**, 5822–5880.
- (a) X. Pan, H. Xia and J. Wu, *Org. Chem. Front.*, 2016, **3**, 1163–1185; (b) T. Koike and M. Akita, *Top. Catal.*, 2014, **57**, 967–974; (c) M. H. Shaw, J. Twilton and D. W. C. MacMillan, *J. Org. Chem.*, 2016, **81**, 6898–6926; (d) N. A. Romero and D. A. Nicewicz, *Chem. Rev.*, 2016, **116**, 10075–10166.
- (a) C.-J. Wallentin, J. D. Nguyen, P. Finkbeiner and C. R. J. Stephenson, *J. Am. Chem. Soc.*, 2012, **134**, 8875–8884; (b) D. A. Nagib and D. W. C. MacMillan, *Nature*, 2011, **480**, 224–228; (c) J. Rong, L. Deng, P. Tan, C. Ni, Y. Gu and J. Hu, *Angew. Chem., Int. Ed.*, 2016, **55**, 2743–2747; (d) J. Fang, Z.-K. Wang, S.-W. Wu, W.-G. Shen, G.-Z. Ao and F. Liu, *Chem. Commun.*, 2017, **53**, 7638–7641; (e) D. B. Vogt, C. P. Seath, H. Wang and N. T. Jui, *J. Am. Chem. Soc.*, 2019, **141**, 13203–13211; (f) C. Le, T. Q. Chen, T. Liang, P. Zhang and D. W. C. Macmillan, *Science*, 2018,



Scheme 3 Mechanistic experiments.



- 360, 1010–1014; (g) A. E. Allen and D. W. C. Macmillan, *J. Am. Chem. Soc.*, 2010, **132**, 4986–4987.
- 4 (a) R. Gianatassio, S. Kawamura, C. L. Eprile, K. Foo, J. Ge, A. C. Burns, M. R. Collins and P. S. Baran, *Angew. Chem., Int. Ed.*, 2014, **53**, 9851–9855; (b) V. Matoušek, J. Václavík, P. Hájek, J. Charpentier, Z. E. Blastik, E. Pietrasiak, A. Budinská, A. Togni and P. Beier, *Chem.–Eur. J.*, 2016, **22**, 417–424.
- 5 (a) V. V. Levin and A. D. Dilman, *J. Org. Chem.*, 2019, **84**, 8337–8343; (b) S. S. Ashirbaev, V. V. Levin, M. I. Struchkova and A. D. Dilman, *Fluorine Notes*, 2017, **115**, 1–2.
- 6 (a) For reduction of the C–S bond of fluorinated sulfides with elemental magnesium, see: G. K. S. Prakash, J. Hu and G. A. Olah, *J. Org. Chem.*, 2003, **68**, 4457–4463; (b) For reduction of sulfides with samarium diiodide, see: Z. Abdallah, G. Doisneau and J.-M. Beau, *Angew. Chem., Int. Ed.*, 2003, **42**, 5209–5212.
- 7 The C–S bond of dithiocarbamates can be cleaved under visible-light irradiation; however, synthesis of these compounds from difluorostyrenes *via* thiol-ene reaction would be problematic, see: (a) S. Cuadros, M. A. Horwitz, B. Schweitzer-Chaput and P. Melchiorre, *Chem. Sci.*, 2019, **10**, 5484–5488; (b) D. Mazzarella, G. Magagnano, B. Schweitzer-Chaput and P. Melchiorre, *ACS Catal.*, 2019, **9**, 5876–5880; (c) B. Schweitzer-Chaput, M. A. Horwitz, E. de Pedro Beato and P. Melchiorre, *Nat. Chem.*, 2019, **11**, 129–135.
- 8 R. E. Banks, R. N. Haszeldine, D. R. Karsa, F. E. Rickett and I. M. Young, *J. Chem. Soc. C*, 1969, 1660–1662.
- 9 (a) J. Zheng, J. Cai, J.-H. Lin, Y. Guo and J.-C. Xiao, *Chem. Commun.*, 2013, **49**, 7513–7515; (b) X. Zhang and S. Cao, *Tetrahedron Lett.*, 2017, **58**, 375–392.
- 10 (a) L. Yang, W.-X. Fan, E. Lin, D.-H. Tan, Q. Li and H. Wang, *Chem. Commun.*, 2018, **54**, 5907–5910; (b) P. Tian, C.-Q. Wang, S.-H. Cai, S. Song, L. Ye, C. Feng and T.-P. Loh, *J. Am. Chem. Soc.*, 2016, **138**, 15869–15872.
- 11 (a) T. Fujita, K. Fuchibe and J. Ichikawa, *Angew. Chem., Int. Ed.*, 2019, **58**, 390–402; (b) D. L. Orsi, B. J. Easley, A. M. Lick and R. A. Altman, *Org. Lett.*, 2017, **19**, 1570–1573; (c) J. Li, C. Xu, N. Wei and M. Wang, *J. Org. Chem.*, 2017, **82**, 11348–11357; (d) D. L. Orsi, M. R. Yadav and R. A. Altman, *Tetrahedron*, 2019, **75**, 4325–4336.
- 12 H. Liu, L. Ge, D.-X. Wang, N. Chen and C. Feng, *Angew. Chem., Int. Ed.*, 2019, **58**, 3918–3922.
- 13 J. Xie, J.-T. Yu, M. Rudolph, F. Rominger and A. S. K. Hashmi, *Angew. Chem., Int. Ed.*, 2016, **55**, 9416–9421.
- 14 For earlier report on radical addition of thiols to difluorostyrenes, see: M. Suda, *Tetrahedron Lett.*, 1981, **22**, 2395–2396.
- 15 (a) C. S. Thomason, H. Martinez and W. R. Dolbier, *J. Fluorine Chem.*, 2013, **150**, 53–59; (b) S. A. Fuqua, W. G. Duncan and R. M. Silverstein, *J. Org. Chem.*, 1965, **30**, 1027–1029.
- 16 (a) J. J. Warren, T. A. Tronic and J. M. Mayer, *Chem. Rev.*, 2010, **110**, 6961–7001; (b) T. T. Eisenhart and J. L. Dempsey, *J. Am. Chem. Soc.*, 2014, **136**, 12221–12224.
- 17 (a) P. V. Pham, D. A. Nagib and D. W. C. MacMillan, *Angew. Chem., Int. Ed.*, 2011, **50**, 6119–6122; (b) G. N. Chernov, V. V. Levin, V. A. Kokorekin, M. I. Struchkova and A. D. Dilman, *Adv. Synth. Catal.*, 2017, **359**, 3063–3067.
- 18 For this methodology, we also evaluated pentafluorothiophenol (C₆F₅SH). However, the photoredox reaction of the corresponding *gem*-difluorinated sulfide (BnCF₂SC₆F₅) with silyl enol ether **4a** was inefficient. Besides being slow, another pathway corresponding to the conversion of the aromatic C–F bond into C–H bond was observed along with the desired process (see ESI† for details). Such a photoredox reduction of the pentafluorophenylthio-group has been described, see: S. M. Senaweera, A. Singh and J. D. Weaver, *J. Am. Chem. Soc.*, 2014, **136**, 3002–3005.
- 19 L. I. Panferova, V. O. Smirnov, V. V. Levin, V. A. Kokorekin, M. I. Struchkova and A. D. Dilman, *J. Org. Chem.*, 2017, **82**, 745–753.
- 20 (a) S. Dadashi-Silab, X. Pan and K. Matyjaszewski, *Chem.–Eur. J.*, 2017, **23**, 5972–5977; (b) D. Liu, M.-J. Jiao, Z.-T. Feng, X.-Z. Wang, G.-Q. Xu and P.-F. Xu, *Org. Lett.*, 2018, **20**, 5700–5704.
- 21 (a) V. I. Supranovich, V. V. Levin, M. I. Struchkova, A. A. Korlyukov and A. D. Dilman, *Org. Lett.*, 2017, **19**, 3215–3218; (b) V. I. Supranovich, V. V. Levin, M. I. Struchkova, J. Hu and A. D. Dilman, *Beilstein J. Org. Chem.*, 2018, **14**, 1637–1641; (c) T. Kawamoto and I. Ryu, *Org. Biomol. Chem.*, 2014, **12**, 9733–9742.
- 22 (a) V. I. Supranovich, V. V. Levin, M. I. Struchkova and A. D. Dilman, *Org. Lett.*, 2018, **20**, 840–843; (b) I. A. Dmitriev, V. I. Supranovich, V. V. Levin, M. I. Struchkova and A. D. Dilman, *Adv. Synth. Catal.*, 2018, **360**, 3788–3792; (c) I. A. Dmitriev, V. I. Supranovich, V. V. Levin and A. D. Dilman, *Eur. J. Org. Chem.*, 2019, **2019**, 4119–4122.

