




Showcasing research from Professor Rui Wang's laboratory,
School of Basic Medical Sciences, Lanzhou University,
Lanzhou, China.

Catalytic asymmetric multiple dearomatizations of phenols
enabled by a cascade 1,8-addition and Diels-Alder reaction

A new dearomatization strategy based on a Diels-Alder reaction was developed and successfully applied to an enantioselective multiple dearomatization process of phenols. This methodology, involving a dearomative 1,8-addition of β -naphthols to *para*-quinone methides generated *in situ* and a subsequent intramolecular dearomative Diels-Alder reaction, provides facile access to a variety of structurally and stereochemically complex polycyclic compounds in good to excellent yields and stereoselectivities. To the best of our knowledge, this protocol is the first to document a catalytic asymmetric multiple dearomatization of two different aromatic molecules.

As featured in:



See Dongxu Yang, Rui Wang *et al.*,
Chem. Sci., 2020, 11, 671.



Cite this: *Chem. Sci.*, 2020, 11, 671

All publication charges for this article have been paid for by the Royal Society of Chemistry

Received 22nd October 2019
Accepted 27th November 2019

DOI: 10.1039/c9sc05320d

rsc.li/chemical-science

Catalytic asymmetric multiple dearomatizations of phenols enabled by a cascade 1,8-addition and Diels–Alder reaction†

Xihong Liu, Jingying Zhang, Lutao Bai, Linqing Wang, Dongxu Yang* and Rui Wang *

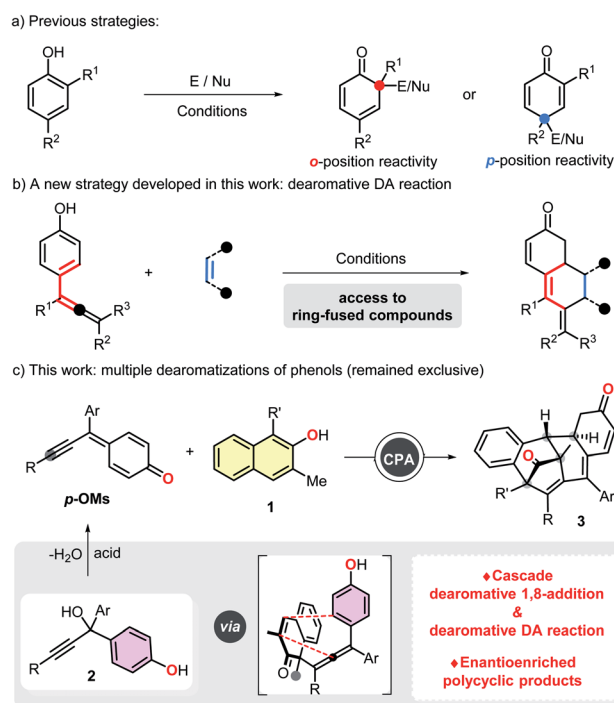
A direct catalytic asymmetric multiple dearomatization reaction of phenols was disclosed, which provides expedient access to a series of architecturally complex polycyclic compounds bearing four stereogenic centers in high enantiopurity. The key to achieve such a transformation is the combination of a dearomative 1,8-addition of β -naphthols to *para*-quinone methides generated *in situ* from propargylic alcohols and a subsequent intramolecular dearomative Diels–Alder reaction. Noteworthily, this protocol enrichs not only the diversity of dearomatized products but also the toolbox of dearomatization strategies.

Introduction

The catalytic asymmetric dearomatization (CADA) reactions of arenes offer direct access to highly functionalized ring systems of versatility and flexibility.¹ The great practicality of such transformations have been elegantly highlighted by their extensive applications in the synthesis of numerous natural products and biologically active compounds.² It is precisely because of the above reasons, dearomatization reactions have attracted tremendous attention from synthetic chemists and pharmaceutical chemists in recent years. However, although great achievements have been made in this research field, there still remain some unresolved issues. Of particular note is that to date, there are almost no examples which documented the multiple dearomatization processes of at least two different aromatic molecules *via* a single operation, even in a non-stereoselective version. Thus, the development of additional novel and efficient cross dearomatization strategies enabling the construction of architecturally complex building blocks seems to be a goal of high challenge and priority.

As a kind of widespread and readily available chemical feedstock, phenols can be routinely dearomatized to deliver highly functionalized cyclohexadienones, which feature prominently in a variety of natural products and pharmaceutical agents. Considering the fundamental role and extensive use of α,β -unsaturated ketone fragments in organic synthesis,³ we hypothesized that a subsequent intramolecular dearomatization event

could be realized by utilizing the unsaturated double bond of the dearomatized products (cyclohexadienones).⁴ However, despite the fact that impressive dearomatization approaches of phenols, such as asymmetric oxidation,⁵ alkylation,⁶ allylation,⁷ arylation,⁸ alkenylation,⁹ halogenation¹⁰ and amination¹¹ have been developed, all of the cases rely heavily on the reactivity of *ortho* or *para*-



Scheme 1 (a) Previous dearomatization strategies of phenols. (b) A new dearomatization strategy based on Diels–Alder reaction. (c) Chiral phosphoric acid catalyzed asymmetric multiple dearomatizations of phenols.

Key Laboratory of Preclinical Study for New Drugs of Gansu Province, Institute of Drug Design & Synthesis, School of Basic Medical Sciences, Lanzhou University, Lanzhou 730000, China. E-mail: yangdx@lzu.edu.cn; wangrui@lzu.edu.cn

† Electronic supplementary information (ESI) available: Full experimental details and characterisation. CCDC 1901924. For ESI and crystallographic data in CIF or other electronic format see DOI: 10.1039/c9sc05320d

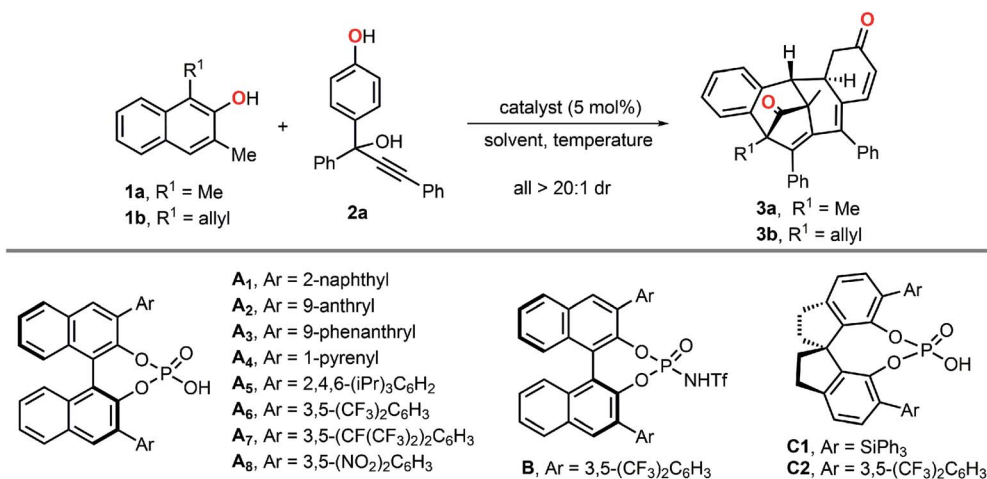


position of phenol hydroxyl group, usually resulting in only structurally simple products (Scheme 1a). Moreover, although catalytic dearomative carbon-carbon bond forming conjugate additions of β -naphthols to nitroethylene and propargylic ketones have been realized, Michael acceptors with an aryl or alkyl group at the β -positions were not compatible with these protocols, probably due to the steric effect.^{6c,12a} For above reasons, it seems that the development of an alternative dearomative cycloaddition strategy is essential for the rapid assembly of previously inaccessible molecular complexity, and also realizing a multiple dearomatization process of phenols. To the best of our knowledge, as one of the most prominent and highly efficient methods for accessing highly functionalized six-membered rings, Diels-Alder reaction have been successfully employed to disrupt the conjugated π -systems of arenes and heteroarenes.¹³⁻¹⁶ Among which, the dearomative Diels-Alder reactions of styrenes¹⁵ and vinylheteroarenes¹⁶ with electron-deficient dienophiles have been proved to be promising protocols for the efficient synthesis of

polycyclic compounds with multiple stereogenic centers. Inspired by these elegant works, we envisioned that 4-hydroxystyrenes could also undergo the similar dearomatization processes. With this in mind, we developed herein an intramolecular dearomative Diels-Alder reaction of 4-(propa-1,2-dien-1-yl)phenols with α,β -unsaturated ketones to fulfill our original intention (Scheme 1b).

Compared with 1,4- and 1,6-conjugate additions, catalytic asymmetric 1,8-additions received far less attention and still remains underdeveloped.¹⁷ In conjunction with our interests in dearomatization reaction, we previously reported a stereocontrolled dearomative addition of β -naphthols to indol-2-ones generated *in situ* from 3-bromooxindoles,^{6f} which led us to suspect that conjugate 1,8-additions of phenols to trienyl acceptors could also be achievable, and would not be influenced by the terminal substituents. To further explore the methodologies of 1,8-addition, we reported herein a catalytic asymmetric dearomative 1,8-addition of β -naphthols to *para*-quinone

Table 1 Optimization of the reaction conditions^a



Entry	Catalyst	Solvent	T (°C)	t (h)	Yield ^b (%)	ee ^c (%)
1	A1	Toluene	rt	36	44	9
2	A2	Toluene	rt	36	36	26
3	A3	Toluene	rt	36	38	30
4	A4	Toluene	rt	36	46	29
5	A5	Toluene	rt	36	38	20
6	A6	Toluene	rt	36	61	65
7	A7	Toluene	rt	36	79	16
8	A8	Toluene	rt	36	90	57
9	B	Toluene	rt	36	46	2
10	C1	Toluene	rt	36	Trace	n.d.
11	C2	Toluene	rt	36	48	30
12	A8	Benzene	rt	36	Trace	n.d.
13	A8	CH ₂ Cl ₂	rt	36	81	34
14	A8	THF	rt	36	Trace	n.d.
15 ^d	A8	Toluene	-60 °C to rt	24, 24	92	65
16 ^{d,e}	A8	Toluene	-60 °C to rt	48, 48	92	83
17 ^{d,e,f}	A8	Toluene	-60 °C to rt	72, 72	80	98

^a Reaction conditions: β -naphthol **1a** (0.12 mmol, 1.2 equiv.), propargylic alcohol **2a** (0.1 mmol, 1 equiv.), catalyst (5 mol%) in 1.0 mL of solvent.

^b Isolated yield. ^c Enantiomeric excess was determined by chiral HPLC. ^d With 10 mol% **A8**. ^e 2.5 mol% pyridine was added. ^f Conducted with **1b**.



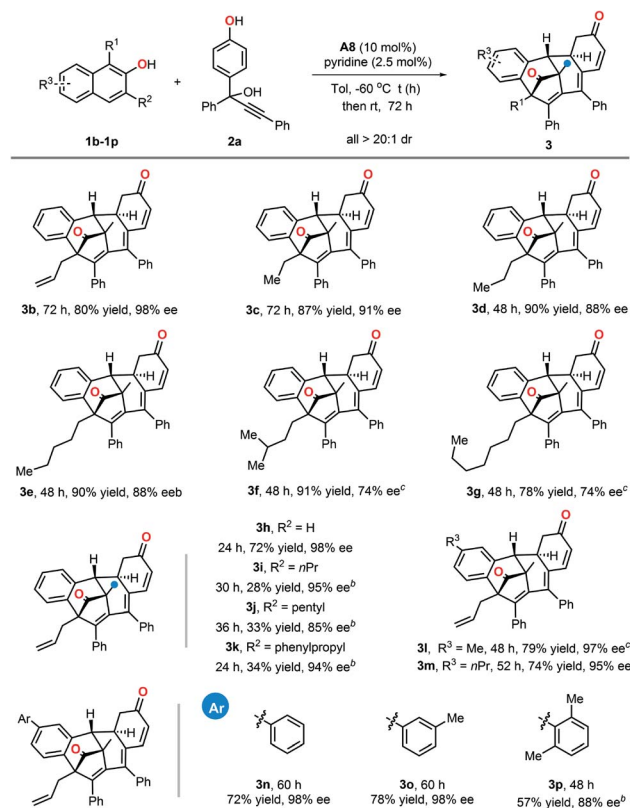
methides generated *in situ* from propargylic alcohols **2**.^{17c,e} Additionally, we also anticipated that tetrasubstituted allenes generated from the 1,8-addition can further undergo an intramolecular dearomative Diels–Alder reaction, thus allowing the efficient construction of stereochemically complex polycyclic compounds *via* a multiple dearomatization process of phenols (Scheme 1c).

Results and discussion

Initial studies towards our envisioned scenario began with a model reaction of 1,3-dimethyl-2-naphthol **1a** and propargylic alcohol **2a** in the presence of 5 mol% of chiral phosphoric acid **A1** (Table 1, entry 1). As expected, β -naphthol **1a** and *p*-QM generated *in situ* from **2a** were simultaneously activated by **A1** to provide tetrasubstituted allene smoothly at room temperature. More interestingly, the allene intermediate could successfully undergo a subsequent intramolecular dearomative Diels–Alder reaction to provide polycyclic compound **3a** with four stereogenic centers in 44% yield, albeit with only 9% ee. Encouraged by this result, some other BINOL-derived chiral phosphoric acids with different substituents were evaluated (Table 1, entries 2–8). To our delight, chiral phosphoric acid **A8** with relatively stronger acidity exhibited significantly enhanced catalytic activity and afforded the corresponding polycyclic product **3a** in 90% yield with 57% ee (Table 1, entry 8). Then, **B**, **C1** and **C2** were further examined, and all of them offered inferior reaction outcomes (Table 1, entries 9–11). Subsequently, some other variables including solvent and temperature were screened. The solvent evaluation indicated that toluene was the best choice (Table 1, entries 12–14). It should be noted that with benzene or THF as the solvent, the reaction did not occur (entries 12 and 14). Lowering the temperature of the first step of the reaction to $-60\text{ }^{\circ}\text{C}$, the dearomatized product **3a** was obtained in 65% ee without erosion of the yield (Table 1, entry 15). Besides, the addition of 2.5 mol% pyridine could further improve the enantioselectivity to 83% (Table 1, entry 16). It was worth noting that when an allyl group was installed to the C1 position of β -naphthol, the corresponding dearomatized product **3b** was obtained with even more excellent enantioselectivity (Table 1, entry 17, 98% ee).

With the optimized reaction conditions in hand, we first investigated the substrate scope with respect to β -naphthols. As indicated in Table 2, β -naphthols with different alkyl groups, such as *n*-propyl, *n*-pentyl or *n*-heptyl at its C1 position, were all well tolerated and gave the corresponding polycyclic products in high yields and enantioselectivities (**3c–3g**, 78–91% yield, 74–91% ee). In addition, the effect of substitutions at the C3 position of β -naphthols was examined. β -Naphthol **1h** bearing no substituent at its 3-position worked well and delivered the desired product **3h** in 72% yield with 98% ee. Relatively bulkier substituents (*n*-propyl, *n*-pentyl and phenylpropyl) at 3-position of β -naphthols led to the corresponding products with high ee values but lower yields (**3i–3k**, 28–34% yields, 85–95% ee). Additionally, both alkyl and aryl substituents on the aromatic

Table 2 Substrate scope with respect to β -naphthols^a

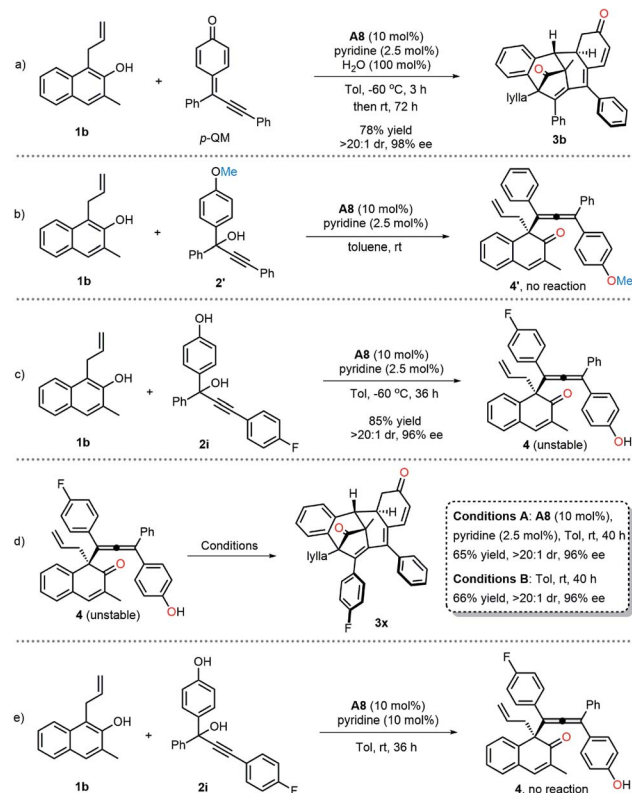
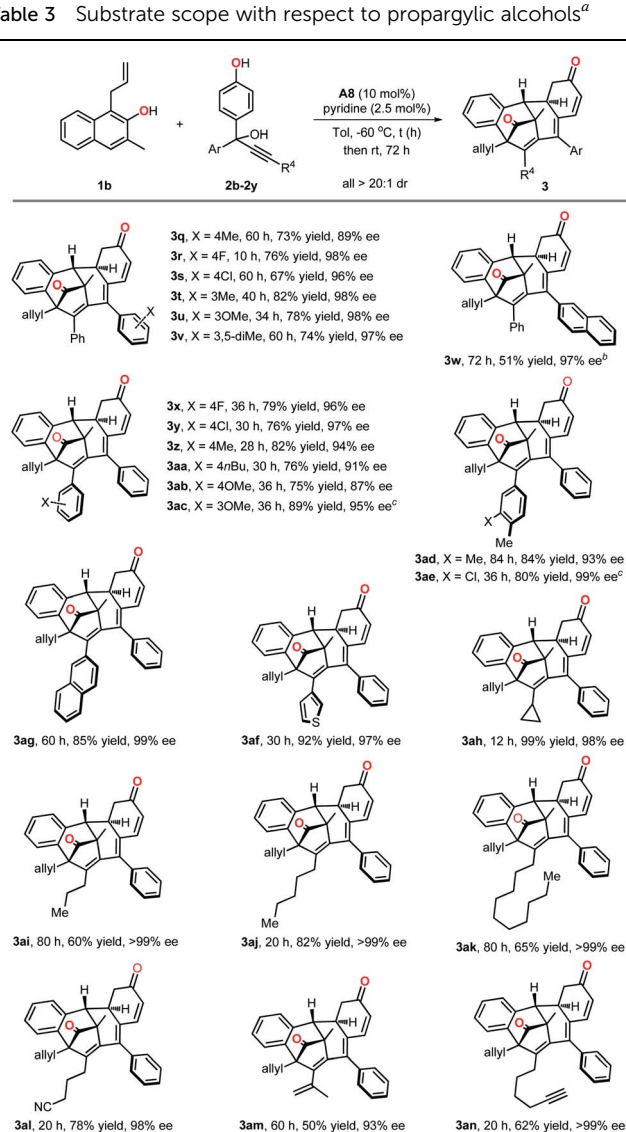


^a Reaction conditions: **1** (0.12 mmol), **2a** (0.10 mmol), **A8** (10 mol%) and pyridine (2.5 mol%) in toluene (1 mL). Isolated yields based on **2a**. The ee values were determined by chiral HPLC. The reaction time at $-60\text{ }^{\circ}\text{C}$ was given. ^b Conducted at $-50\text{ }^{\circ}\text{C}$. ^c Conducted at $-45\text{ }^{\circ}\text{C}$. For the cases of **3c–3g**, 2.0 mol% pyridine was used.

ring of β -naphthols were all compatible in the current protocol (**3l–3p**, 57–79% yield, 88–98% ee).

Subsequently, we further explored the generality of this multiple dearomatization process by employing various substituted propargylic alcohols (Table 3). In general, aromatic rings of Ar with either electron-withdrawing or electron-donating groups at different positions were all well tolerated, and the corresponding dearomatized products were obtained in high yields and excellent enantioselectivities (**3q–3v**, 67–82% yields, 89–98% ee). It should be noted that **2h** with a polyarene naphthalene ring also worked well. In addition, different substituents including alkyl, methoxyl and halogen on the phenyl ring of R^4 were all compatible with this reaction (**3x–3ac**). In particular, the reactions of propargylic alcohols with either a disubstituted phenol ring or a heteroaromatic ring occurred in satisfactory yields and enantioselectivities (**3ad–3af**). It was especially noteworthy that alkyl-substituted propargylic alcohols were also suitable substrates for this transformation and afforded the corresponding polycyclic products with excellent outcomes (**3ah–3ak**). Furthermore, functional groups such as nitriles (**3al**), olefins (**3am**) and alkynes (**3an**), were all compatible substituents. The absolute configuration of the



Table 3 Substrate scope with respect to propargylic alcohols^a

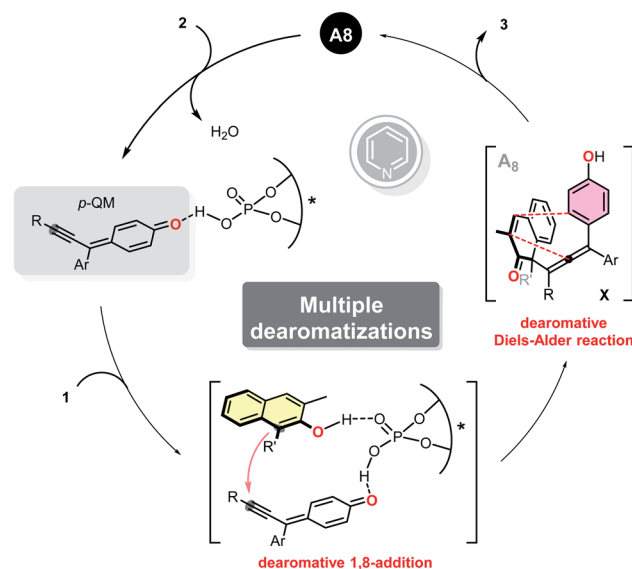
Scheme 2 Control experiments. (a) The reaction of pre-prepared *p*-QM. (b) The reaction of methyl-protected propargylic alcohol **2'**. (c) Synthesis of chiral tetrasubstituted allene **4**. (d) The dearomatative Diels–Alder reaction under either standard or catalyst-free conditions. (e) The dearomatative 1,8-addition in the presence of 10 mol% of pyridine.

the isolated axially chiral tetrasubstituted allene **4** could smoothly undergo an intramolecular dearomatative Diels–Alder reaction in the absence of **A8**, giving the bridged polycyclic compound **3x** with almost the same yield as that obtained from

^a Reaction conditions: **1b** (0.12 mmol), **2** (0.10 mmol), **A8** (10 mol%) and pyridine (2.5 mol%) in toluene (1 mL). Isolated yields based on **2**. The ee values were determined by chiral HPLC. The reaction time at $-60\text{ }^{\circ}\text{C}$ was given. ^b Conducted at $-75\text{ }^{\circ}\text{C}$. ^c Conducted at $-50\text{ }^{\circ}\text{C}$.

dearomatized product **3a** was determined by X-ray crystallographic analysis, and those of others were inferred accordingly.¹⁸

To gain insight into the mechanism of this multiple dearomatization process, some related control experiments were conducted. The pre-prepared *p*-QM successfully underwent the current protocol, furnishing the corresponding polycyclic product **3b** with essentially the same yield and enantioselectivity as that achieved with **2a** (Scheme 2a). Methyl-protected substrate **2'** failed to give any product, which highlights the *in situ* formation of the *para*-quinone methide intermediate (Scheme 2b). The dearomatized product **4**, featuring a vicinal all-carbon quaternary stereocenter and an axially chiral tetrasubstituted allene, was isolated with precisely the same ee value as **3x**, suggesting that the stereochemical outcome was determined in the first step of this protocol (Scheme 2c). In addition,

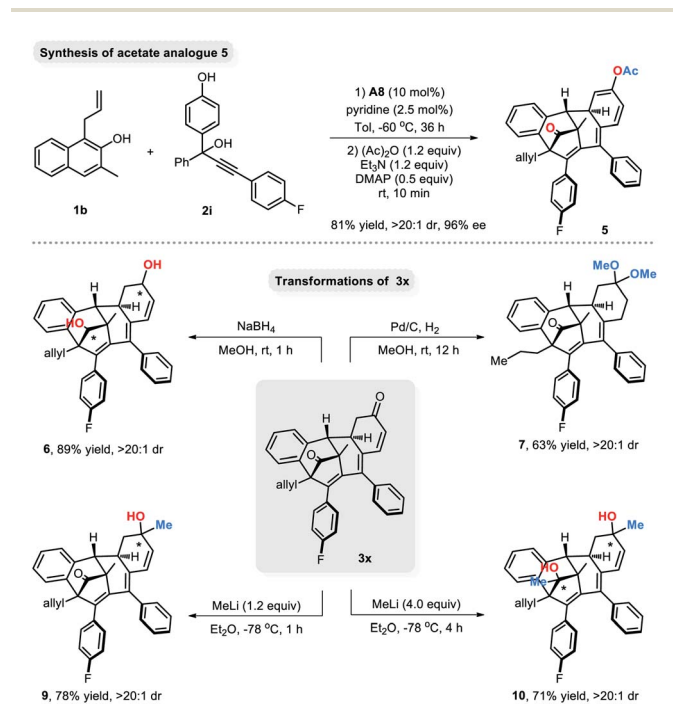


Scheme 3 Proposed catalytic cycle.



4 under the standard conditions (Scheme 2d). Which indicated that **A8** did not have significant effect on the current dearomative Diels–Alder reaction. Furthermore, when 10 mol% of pyridine was added, the reaction failed to afford corresponding axially tetrasubstituted allene **4** at room temperature, indicating that pyridium phosphate salt could not promote the dearomative 1,8-addition independently (Scheme 2e). So we hypothesized that traces of pyridine might improve the enantioselectivity of the dearomatized products *via* regulating the pH of the reaction medium. Based on the above experiment results and previous studies,^{17c,e} a working mechanism was proposed, as illustrated in Scheme 3. The *para*-quinone methide intermediate was first generated *in situ* from propargylic alcohol **2** under acidic conditions. Subsequently, β -naphthol **1** and *p*-QM were simultaneously activated by chiral phosphoric acid **A8** *via* a dual hydrogen-bonding activation mode, enabling the stereocontrolled conjugate 1,8-addition. Then, the resulting unstable tetrasubstituted allene underwent an intramolecular dearomative Diels–Alder reaction to deliver the desired polycyclic product **3**.

To demonstrate the synthetic practicality of this newly developed protocol, some representative transformations of the dearomatized products were carried out (Scheme 4). An acetyl protection procedure of the axially tetrasubstituted allene **4** led to the cyclized acetate analogue **5** in 81% yield with 96% ee. Besides, both of the ketone groups of **3x** could be reduced with NaBH₄ in methanol to afford diol **6** in excellent yield and diastereoselectivity (89% yield, >20 : 1 dr). **3x** could also be converted to **7** in 63% yield *via* a Pd/C-mediated hydrogenation reaction. Moreover, 1,2-addition reactions of methyl lithium to **3x** were also achievable and led to monomethylated **9** and dimethylated **10**.



Scheme 4 Representative transformations of the dearomatized products.

Conclusions

In summary, a new dearomatization strategy based on a Diels–Alder reaction was developed and successfully applied to an enantioselective multiple dearomatization process of phenols. This methodology, involving a conjugate 1,8-addition and a subsequent intramolecular Diels–Alder reaction, provides a facile and step-economical access to a variety of structurally and stereochemically complex polycyclic compounds in good to excellent yields and stereoselectivities. Traces of pyridine was proved to be an efficient additive to improve the enantioselectivities. To the best of our knowledge, this protocol is the first to document a catalytic asymmetric multiple dearomatizations of two different aromatic molecules.

Conflicts of interest

There are no conflicts to declare.

Acknowledgements

We are grateful for the financial support from the NSFC (21432003, 81473095, 21602091), the Program for Chang-jiang Scholars and Innovative Research Team in University (PCSIRT: No. IRT_15R27), and the Fundamental Research Funds for the Central Universities (lzujbky-2019-68, lzujbky-2018-kb11, lzujbky-2017-19 and lzujbky-2017-118).

Notes and references

- For selected reviews, see: (a) F. L. Ortiz, M. J. Iglesias, I. Fernández, C. M. Andújar Sánchez and G. Ruiz Gómez, *Chem. Rev.*, 2007, **107**, 1580; (b) C.-X. Zhuo, W. Zhang and S.-L. You, *Angew. Chem., Int. Ed.*, 2012, **51**, 12662; (c) C.-X. Zhuo, C. Zheng and S.-L. You, *Acc. Chem. Res.*, 2014, **47**, 2558; (d) Q. Ding, X. Zhou and R. Fan, *Org. Biomol. Chem.*, 2014, **12**, 4807; (e) S. P. Roche, J.-J. Youte Tendoung and B. Tréguier, *Tetrahedron*, 2015, **71**, 3549; (f) W.-T. Wu, L. Zhang and S.-L. You, *Chem. Soc. Rev.*, 2016, **45**, 1570; (g) W. Sun, G. Li, L. Hong and R. Wang, *Org. Biomol. Chem.*, 2016, **14**, 2164; (h) X.-W. Liang, C. Zheng and S.-L. You, *Chem. –Eur. J.*, 2016, **22**, 11918; (i) C. Zheng and S.-L. You, *Chem*, 2016, **1**, 830; (j) J.-B. Chen and Y.-X. Jia, *Org. Biomol. Chem.*, 2017, **15**, 3550; (k) W. C. Wertjes, E. H. Southgate and D. Sarlah, *Chem. Soc. Rev.*, 2018, **47**, 7996; (l) G. Huang and B. Yin, *Adv. Synth. Catal.*, 2019, **361**, 405.
- For a review, see: S. P. Roche and J. A. Porco Jr, *Angew. Chem., Int. Ed.*, 2011, **50**, 4068; for selected examples, see: (b) S. Dong, E. Hamel, R. Bai, D. G. Covell, J. A. Beutler and J. A. Porco Jr, *Angew. Chem., Int. Ed.*, 2009, **48**, 1494; (c) J. Qi, A. B. Beeler, Q. Zhang and J. A. Porco Jr, *J. Am. Chem. Soc.*, 2010, **132**, 13642; (d) J. C. Green and T. R. R. Pettus, *J. Am. Chem. Soc.*, 2011, **133**, 1603; (e) H. Zhang, L. Hong, H. Kang and R. Wang, *J. Am. Chem. Soc.*, 2013, **135**, 14098; (f) K. Douki, H. Ono, T. Taniguchi, J. Shimokawa, M. Kitamura and T. Fukuyama, *J. Am. Chem. Soc.*, 2016, **138**, 14578; (g) G. Zhao, G. Xu, C. Qian and W. Tang, *J. Am.*



- Chem. Soc.*, 2017, **139**, 3360; (h) Y. Zhang, Y. Liao, X. Liu, X. Xu, L. Lin and X. Feng, *Chem. Sci.*, 2017, **8**, 6645.
- 3 (a) S. Reymond and J. Cossy, *Chem. Rev.*, 2008, **108**, 5359; (b) K. Zheng, X. Liu and X. Feng, *Chem. Rev.*, 2018, **118**, 7586.
- 4 Up to date, dearomative 1,2-addition reactions of phenols to carbonyl compounds have not yet been realized.
- 5 (a) J. Zhu, N. P. Grigoriadis, J. P. Lee and J. A. Porco Jr, *J. Am. Chem. Soc.*, 2005, **127**, 9342; (b) S. Dong, J. Zhu and J. A. Porco Jr, *J. Am. Chem. Soc.*, 2008, **130**, 2738; (c) T. Dohi, A. Maruyama, N. Takenaga, K. Senami, Y. Minamitsuji, H. Fujioka, S. B. Caemmerer and Y. Kita, *Angew. Chem., Int. Ed.*, 2008, **47**, 3787; (d) M. Uyanik, T. Yasui and K. Ishihara, *Angew. Chem., Int. Ed.*, 2010, **49**, 2175; (e) A. Rudolph, P. H. Bos, A. Meetsma, A. J. Minnaard and B. L. Feringa, *Angew. Chem., Int. Ed.*, 2011, **50**, 5834; (f) T. Oguma and T. Katsuki, *J. Am. Chem. Soc.*, 2012, **134**, 20017; (g) T. Dohi, N. Takenaga, T. Nakae, Y. Toyoda, M. Yamasaki, M. Shiro, H. Fujioka, A. Maruyama and Y. Kita, *J. Am. Chem. Soc.*, 2013, **135**, 4558; (h) M. Uyanik, T. Yasui and K. Ishihara, *Angew. Chem., Int. Ed.*, 2013, **52**, 9215.
- 6 (a) J. Qi and J. A. Porco Jr, *J. Am. Chem. Soc.*, 2007, **129**, 12682; (b) D. Yang, L. Wang, F. Han, D. Li, D. Zhao and R. Wang, *Angew. Chem., Int. Ed.*, 2015, **54**, 2185; (c) S.-G. Wang, X.-J. Liu, Q.-C. Zhao, C. Zheng, S.-B. Wang and S.-L. You, *Angew. Chem., Int. Ed.*, 2015, **54**, 14929; (d) H. Nakayama, S. Harada, M. Kono and T. Nemoto, *J. Am. Chem. Soc.*, 2017, **139**, 10188; (e) G. Zhu, Y. Li, G. Bao, W. Sun, L. Huang, L. Hong and R. Wang, *ACS Catal.*, 2018, **8**, 1810; (f) X. Liu, P. Wang, L. Bai, D. Li, L. Wang, D. Yang and R. Wang, *ACS Catal.*, 2018, **8**, 10888.
- 7 (a) Q.-F. Wu, W.-B. Liu, C.-X. Zhuo, Z.-Q. Rong, K.-Y. Ye and S.-L. You, *Angew. Chem., Int. Ed.*, 2011, **50**, 4455; (b) C.-X. Zhuo and S.-L. You, *Angew. Chem., Int. Ed.*, 2013, **52**, 10056; (c) Q. Cheng, Y. Wang and S.-L. You, *Angew. Chem., Int. Ed.*, 2016, **55**, 3496; (d) H.-F. Tu, C. Zheng, R.-Q. Xu, X.-J. Liu and S.-L. You, *Angew. Chem., Int. Ed.*, 2017, **56**, 3237; (e) D. Shen, Q. Chen, P. Yan, X. Zeng and G. Zhong, *Angew. Chem., Int. Ed.*, 2017, **56**, 3242; (f) B. Yang, X. Zhai, S. Feng, D. Hu, Y. Deng and Z. Shao, *Org. Lett.*, 2019, **21**, 330.
- 8 (a) R.-Q. Xu, Q. Gu, W.-T. Wu, Z.-A. Zhao and S.-L. You, *J. Am. Chem. Soc.*, 2014, **136**, 15469; (b) K. Du, P. Guo, Y. Chen, Z. Cao, Z. Wang and W. Tang, *Angew. Chem., Int. Ed.*, 2015, **54**, 3033; (c) X.-Q. Li, H. Yang, J.-J. Wang, B.-B. Gou, J. Chen and L. Zhou, *Chem. –Eur. J.*, 2017, **23**, 5381.
- 9 (a) L. Yang, H. Zheng, L. Luo, J. Nan, J. Liu, Y. Wang and X. Luan, *J. Am. Chem. Soc.*, 2015, **137**, 4876; (b) J. Zheng, S.-B. Wang, C. Zheng and S.-L. You, *J. Am. Chem. Soc.*, 2015, **137**, 4880.
- 10 (a) R. J. Phipps and F. D. Toste, *J. Am. Chem. Soc.*, 2013, **135**, 1268; (b) Q. Yin, S.-G. Wang, X.-W. Liang, D.-W. Gao, J. Zheng and S.-L. You, *Chem. Sci.*, 2015, **6**, 4179; (c) Y.-F. Wang, J.-J. Shao, B. Wang, M.-M. Chu, S.-S. Qi, X.-H. Du and D.-Q. Xu, *Adv. Synth. Catal.*, 2018, **360**, 2285; (d) P. Wang, J. Wang, L. Wang, D. Li, K. Wang, Y. Liu, H. Zhu, X. Liu, D. Yang and R. Wang, *Adv. Synth. Catal.*, 2018, **360**, 401.
- 11 (a) S.-G. Wang, Q. Yin, C.-X. Zhuo and S.-L. You, *Angew. Chem., Int. Ed.*, 2015, **54**, 647; (b) J. Nan, J. Liu, H. Zheng, Z. Zuo, L. Hou, H. Hu, Y. Wang and X. Luan, *Angew. Chem., Int. Ed.*, 2015, **54**, 2356; (c) X. Lian, L. Lin, G. Wang, X. Liu and X. Feng, *Chem. –Eur. J.*, 2015, **21**, 17453; (d) Z.-L. Xia, C. Zheng, R.-Q. Xu and S.-L. You, *Nat. Commun.*, 2019, **10**, 3150.
- 12 (a) D. Yang, L. Wang, M. Kai, D. Li, X. Yao and R. Wang, *Angew. Chem., Int. Ed.*, 2015, **54**, 9523; (b) L. Wang, D. Yang, D. Li, P. Wang, K. Wang, J. Wang, X. Jiang and R. Wang, *Chem. –Eur. J.*, 2016, **22**, 8483; (c) G. Zhu, G. Bao, Y. Li, J. Yang, W. Sun, J. Li, L. Hong and R. Wang, *Org. Lett.*, 2016, **18**, 5288.
- 13 For reviews, see: (a) S. Reymond and J. Cossy, *Chem. Rev.*, 2008, **108**, 5359; (b) J.-L. Li, T.-Y. Liu and Y.-C. Chen, *Acc. Chem. Res.*, 2012, **45**, 1491; (c) X. Jiang and R. Wang, *Chem. Rev.*, 2013, **113**, 5515; (d) B. Yang and S. Gao, *Chem. Soc. Rev.*, 2018, **47**, 7926.
- 14 For selected examples, see: (a) G. Himbert and L. Henn, *Angew. Chem., Int. Ed.*, 1982, **21**, 620; (b) Y. Schmidt, J. K. Lam, H. V. Pham, K. N. Houk and C. D. Vanderwal, *J. Am. Chem. Soc.*, 2013, **135**, 7339; (c) L. W. Hernandez, U. Klöckner, J. Pospech, L. Hauss and D. Sarlah, *J. Am. Chem. Soc.*, 2018, **140**, 4503; (d) W. C. Wertjes, M. Okumura and D. Sarlah, *J. Am. Chem. Soc.*, 2019, **141**, 163; (e) J. Ma, F. Strieth-Kalthoff, T. Dalton, M. Freitag, J. L. Schwarz, K. Bergander, C. Daniliuc and F. Glorius, *Chem*, 2019, **5**, 2854.
- 15 (a) J. K. Williams, D. W. Wiley and B. C. Mckusick, *J. Am. Chem. Soc.*, 1962, **84**, 2210; (b) E. Ciganek, *J. Org. Chem.*, 1969, **34**, 1923; (c) R. Brückner, R. Huisgen and J. Schmid, *Tetrahedron Lett.*, 1990, **31**, 7129; (d) S. P. Kolis, M. D. Chordia, R. Liu, M. E. Kopach and W. D. Harman, *J. Am. Chem. Soc.*, 1998, **120**, 2218; (e) L. Shen, K. Zhao, K. Doitomi, R. Ganguly, Y.-X. Li, Z.-L. Shen, H. Hirao and T.-P. Loh, *J. Am. Chem. Soc.*, 2017, **139**, 13570.
- 16 (a) W. H. Cherry, J. T. Craig and Q. N. Porter, *Aust. J. Chem.*, 1979, **32**, 133; (b) H. Kotsuki, A. Kondo, H. Nishizawa, M. Ochi and K. Matsuoka, *J. Org. Chem.*, 1981, **46**, 5455; (c) A. Benítez, F. R. Herrera, M. Romero and F. X. Talamás, *J. Org. Chem.*, 1996, **61**, 1487; (d) M. G. B. Drew, A. Jahans, L. M. Harwood and S. A. B. H. Apoux, *Eur. J. Org. Chem.*, 2002, 3589; (e) F. L. Strat, H. Vallette, L. Toupet and J. Maddaluno, *Eur. J. Org. Chem.*, 2005, 5296; (f) C. Gioia, A. Hauville, L. Bernardi, F. Fini and A. Ricci, *Angew. Chem., Int. Ed.*, 2008, **47**, 9236; (g) B. Tan, G. Hernández-Torres and C. F. Barbas III, *J. Am. Chem. Soc.*, 2011, **133**, 12354; (h) Y.-C. Xiao, C.-Z. Yue, P.-Q. Chen and Y.-C. Chen, *Org. Lett.*, 2014, **16**, 3208; (i) B.-X. Xiao, W. Du and Y.-C. Chen, *Adv. Synth. Catal.*, 2017, **359**, 1018.
- 17 For a review, see: (a) N. Krause and S. Thorand, *Inorg. Chim. Acta*, 1999, **296**, 1; for examples, see: (b) D. Uraguchi, K. Yoshioka, Y. Ueki and T. Ooi, *J. Am. Chem. Soc.*, 2012, **134**, 19370; (c) D. Qian, L. Wu, Z. Lin and J. Sun, *Nat. Commun.*, 2017, **8**, 567; (d) C. Yue, F. Na, X. Fang, Y. Cao and J. C. Antilla, *Angew. Chem., Int. Ed.*, 2018, **57**, 11004; (e) P. Zhang, Q. Huang, Y. Cheng, R. Li, P. Li and W. Li, *Org. Lett.*, 2019, **21**, 503; (f) M. Chen, D. Qian and J. Sun, *Org. Lett.*, 2019, **21**, 8127.
- 18 CCDC 1901924 contains the supplementary crystallographic data for this paper.†

