

Cite this: *Chem. Sci.*, 2020, **11**, 9421

All publication charges for this article have been paid for by the Royal Society of Chemistry

Received 1st June 2020

Accepted 16th July 2020

DOI: 10.1039/d0sc03073b

rsc.li/chemical-science

Total synthesis of endiandric acid J and beilcyclone A from cyclooctatetraene†

Oussama Yahiaoui, Adrian Almass and Thomas Fallon*

The endiandric acids are classic targets in natural product synthesis. The spectacular $8\pi/6\pi$ -electrocyclisation/intramolecular Diels–Alder ($8\pi/6\pi$ /IMDA) reaction cascade at the heart of their biosynthesis has inspired practitioners and students of pericyclic chemistry for nearly forty years. All previous synthetic approaches have sought to prepare a linear tetraene and thereby initiate the cascade. In this communication we demonstrate the use of cyclooctatetraene to rapidly intercept the $8\pi/6\pi$ /IMDA cascade at the cyclooctatriene stage. Endiandric acid J and beilcyclone A are prepared for the first time in six and five steps, respectively. The strategy features a tactical overall *anti*-vicinal difunctionalisation of cyclooctatetraene through S_N2' alkylation of cyclooctatetraene oxide followed by an intriguing tandem Claisen rearrangement/ 6π -electrocyclisation from the corresponding vinyl ether. This rapidly constructs an advanced bicyclo[4.2.0]octadiene aldehyde intermediate. Olefinations and intramolecular Diels–Alder cycloadditions complete the syntheses. This establishes a short and efficient new path to the endiandric acid natural products. DFT modelling predicts thermal racemisation of bicyclo[4.2.0]octadiene intermediates, dashing hopes of enantioselective synthesis.

Introduction

The endiandric acids are the first of a family of natural products characterised by the structure or intermediacy of a bicyclo[4.2.0]octadiene. Black and co-workers originally isolated and structurally elucidated endiandric acids A–G and proposed their biosynthesis:² that the formation of a linear tetraene intermediate would initiate an $8\pi/6\pi$ -electrocyclic cascade reaction,¹ followed by an intramolecular Diels–Alder (IMDA) reaction in either of two distinct modes to give complex tetracyclic scaffolds. The Nicolaou group promptly proved this concept in their classic 1982 synthesis.³ This work has become perhaps the most iconic example of pericyclic cascade reactions in biomimetic total synthesis.

More than 80 structurally related natural products have been isolated from the *Beilschmiedia* and *Endiandra* genera of plants,⁴ and a wide range of potent biological activities established. Synthetic efforts in the area have focused on the bacterial SNF4435 natural products,⁵ the sea mollusc bicyclo[4.2.0]octadienes natural products,⁶ and the kingianins,⁴ with elegant syntheses reported by the Parker,⁷ Trauner,⁸ Baldwin and Moses,⁹ and Sherburn and Lawrence¹⁰ groups.

The common feature of all previous synthetic approaches is the construction of a linear tetraene intermediate (Fig. 1a).

Nicolaou adopted the semi-hydrogenation of dienediyne intermediates, Parker, Baldwin/Moses, and Trauner all adopted cross-coupling reactions, whereas Lawrence/Sherburn demonstrated the four-fold semi-hydrogenation of a linear tetrayne to give a *Z,Z,Z,Z*-tetraene intermediate. All previous approaches ultimately forge the 4–5 carbon–carbon bond through some kind of coupling reaction as a key step. While this is an intuitive and successful disconnection, it requires the often challenging stereoselective synthesis of suitable coupling partners.

The use of π -rich hydrocarbons as key starting materials has been a powerful approach in natural product synthesis with reactive π -bonds providing the basis of dense functionalisation patterns.¹¹ Annulenes have been used occasionally in this context. Examples include Snapper's use of cyclobutadiene in cycloaddition/cyclopropanation/rearrangement sequences in the synthesis of pleocarpenene and pleocarpenone.¹² Sarlah recently reported a dearomative six-fold functionalisation of benzene in the synthesis of isocarbostryl alkaloids.¹³ Corey used cyclooctatetraene (COT) as the basis of his inspirational synthesis of the ladderane natural product pentacycloanammoxic acid.¹⁴

We realised that an *anti*-vicinal difunctionalisation of COT would intercept the $8\pi/6\pi$ cascade and potentially provide a rapid entry point to advanced bicyclo[4.2.0]octadiene intermediates (Fig. 1a). This concept was originally considered by the Nicolaou group, *via* a potential dialkylation of the bromination product of COT (Fig. 2b).¹⁵

Our recent work on the synthesis of bullvalenes¹⁶ prompted an appreciation of the hidden complexity and rich chemistry of COT.¹⁷ We were drawn to the work of Pineschi who established

Department of Chemistry, The University of Adelaide, Adelaide, SA 5005, Australia.
E-mail: thomas.fallon@adelaide.edu.au

† Electronic supplementary information (ESI) available. See DOI: 10.1039/d0sc03073b

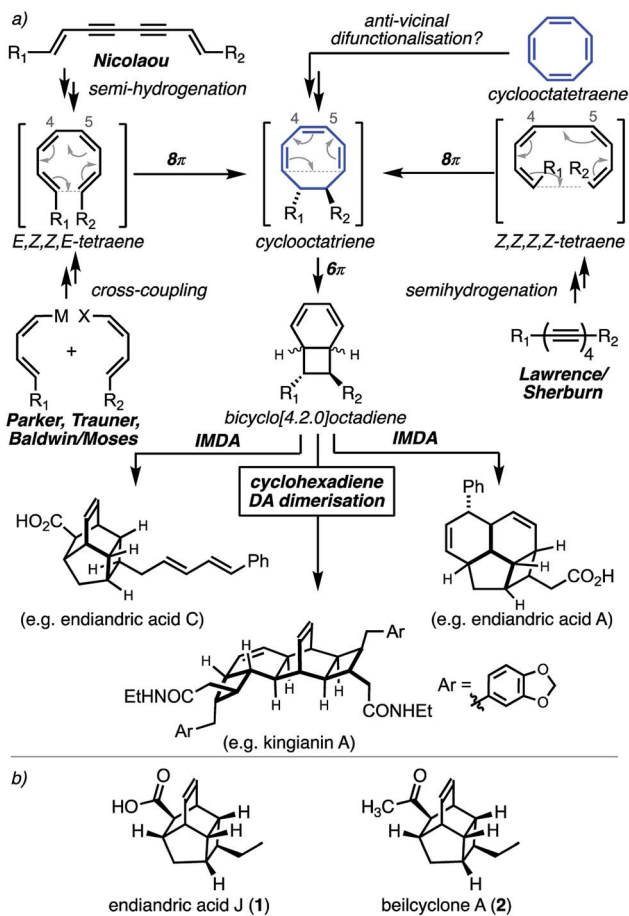


Fig. 1 (a) Previous approaches to bicyclo[4.2.0]octadiene derived natural products. (b) Synthetic targets.

stereoselective and enantioselective *anti*-S_N2' addition ring-opening reactions of cyclooctatetraene oxide (Fig. 2a).¹⁸

They noted that esterification of the resultant cycloocta-2,4,7-trienol was occasioned by an unusual [3,3]-transposition of the ester, and subsequent 6π-electrocyclization to give the corresponding bicyclo[4.2.0]octadiene ester. By changing out the [3,3] ester transposition with a Claisen rearrangement, a new path to the 8π/6π natural products might be forged.

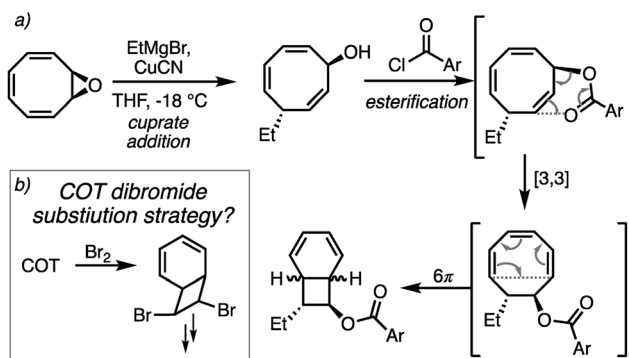


Fig. 2 (a) Pineschi's alkylation of COT-oxide. (b) Addition of Br₂ to COT.

In this communication we demonstrate this concept through the synthesis of endiandric acid J 1 and beilcyclone A 2 (Fig. 1b). Isolated from the roots of *Beilschmiedia erythrophloia*, these structures differ only in the identity of the carbonyl function.¹⁹

Results and discussion

Our synthesis began with epoxidation of COT to give cyclooctatetraene oxide 3 in 71% yield (Scheme 1). This is followed by *anti*-S_N2' addition ring-opening of the epoxide using didecyl cuprate under Pineschi's conditions to give alcohol 4 in 96% yield, with complete regio- and stereo-selectivity. The allylpentadienyl-alcohol 4 is both acid sensitive and thermally unstable but could be purified by rapid flash chromatography on buffered silica gel.

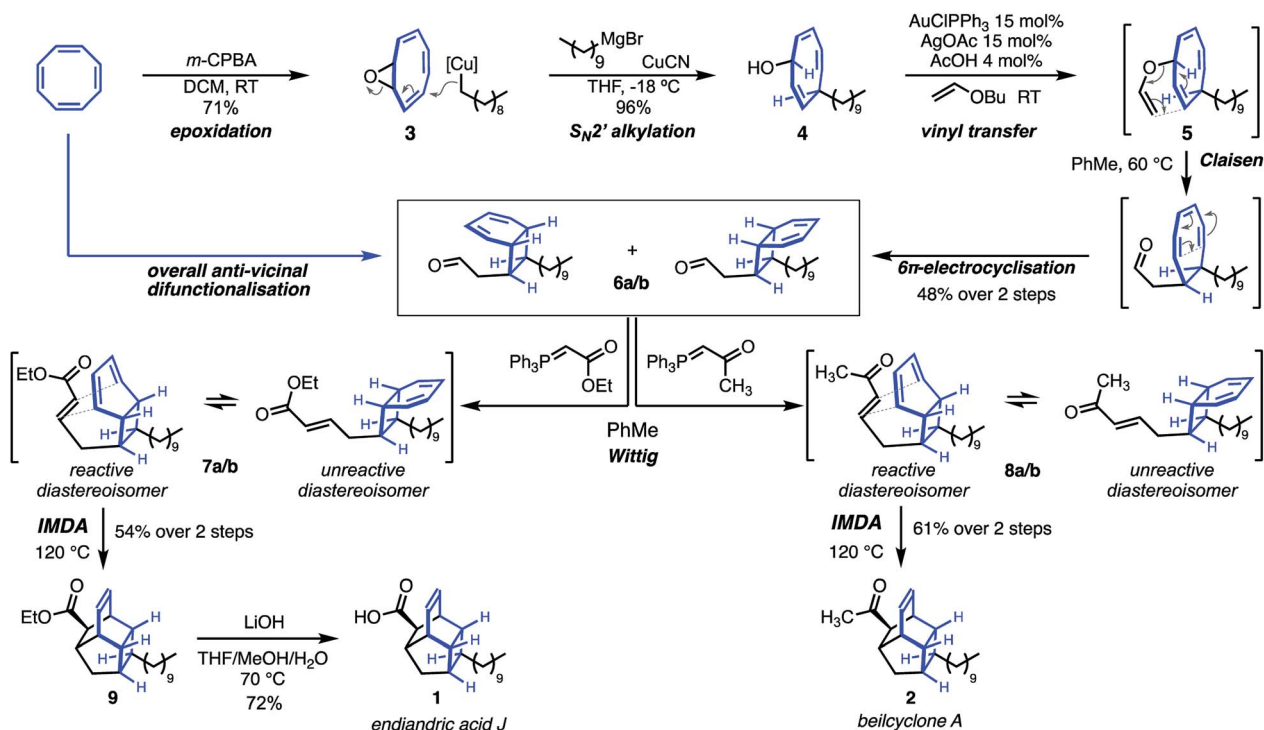
The synthesis of vinyl ethers is a significant challenge in organic synthesis.²⁰ The most widely used method employs mercury(II)-catalysed vinyl transfer, typically from an alkyl vinyl ether solvent.²¹ Reaction conditions generally require high catalyst loading, elevated temperatures, and extended reaction times. There are only several alternatives including palladium²² and iridium²³ catalysed methods, both of which require elevated reaction temperatures.

In our hands, mercury(II)-catalysed vinyl transfer to alcohol 4 using either Hg(OAc)₂ or Hg(TFA)₂ was fraught with difficulty. Reactions suffered from low conversion, degradation, long reaction times, and poor reproducibility between runs.

Finally, modification of a gold(I)-catalysed protocol reported by Tokunaga²⁴ using AuClPPH₃ led to the successful synthesis of vinyl ether 5. Warming of the sensitive crude material in toluene at 60 °C prompted a Claisen/6π cascade to give aldehyde 6a/6b with complete regioselectivity and 1,2-*anti* stereospecificity as an inconsequential ~2 : 1 mixture of diastereoisomers in 48% yield over 2 steps. This appears to be the first example of a tandem Claisen rearrangement/6π-electrocyclisation of a non-aromatic substrate.²⁵ The transposition of the S_N2' addition into this cascade represents a tactical *anti*-vicinal difunctionalisation of COT, as well as setting the aldehyde as a key functional handle for endgame operations.

Wittig olefination of 6a/6b gave the α/β unsaturated ester 7a/7b and ketone 8a/8b, respectively as intermediates.²⁶ Heating of the reaction mixtures at 120 °C promoted equilibration of the diastereoisomers through 6π-electrocyclic ring opening/closing and intramolecular Diels–Alder reaction to give beilcyclone A 2 in 61% yield, and tetracyclic ester 9 in 54% yield. Hydrolysis of the ester gave endiandric acid J 1 in 72% yield.

The 8π/6π natural products are all isolated as their racemates, or as mixtures of diastereoisomers with respect to bicyclo[4.2.0]octadienes fragments and another fixed element of stereogenicity. Despite this, the prospect of enantioselective chemical synthesis has remained an appealing open challenge. While there are a variety of good methods for enantioselective Nazarov reactions,²⁷ as well as 6π-electrocyclic reactions,²⁸ the question of enantioselective 8π-electrocyclic reactions is largely unsolved.²⁹ Parker has reported a series of studies into stereoinduction of 8π/6π cascades using chiral auxiliaries, but diastereoisomer ratios were generally modest.³⁰

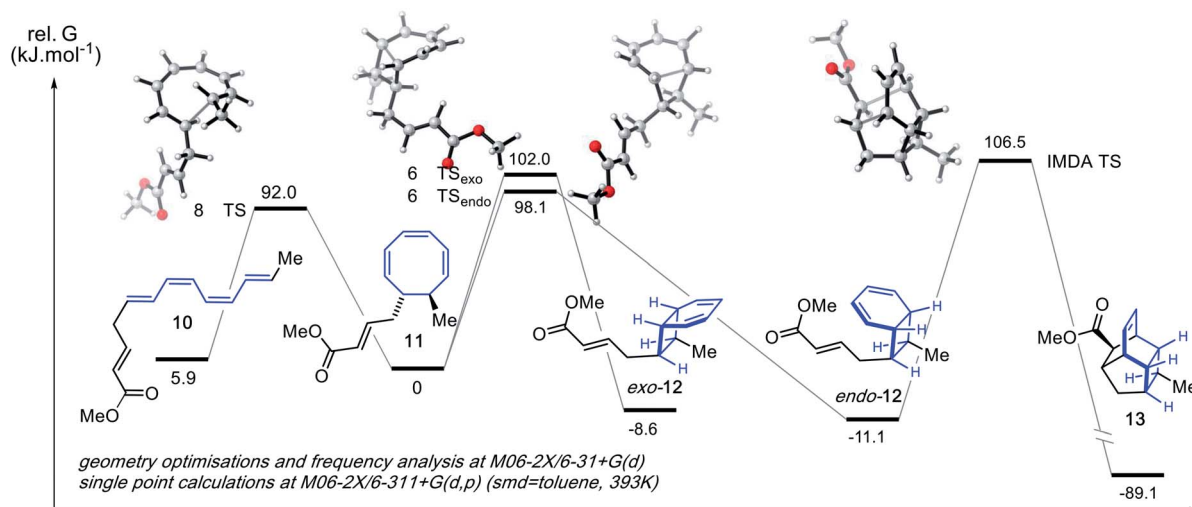


Scheme 1 Synthesis of endiandric acid J and beilcyclone A.

By avoiding the interception of a linear tetraene, our strategy should in principle be applicable to enantioselectivity. Indeed, Pineschi's desymmetrisation of cyclooctatetraene oxide brings an enantioselective strategy into clear view. However, while perusing this goal, doubts grew as to the configurational stability of bicyclo[4.2.0]octadienes generally. While the dynamic relationship between *endo* and *exo* isomers through 6π -electrocyclic ring opening/closure is long known^{1,31} and would not destroy enantiopurity, transient 8π -electrocyclic ring opening to the corresponding linear tetraene certainly would. In a recent computational study,³² Houk predicted the $8\pi/6\pi$

transition state energies of the *trans-trans*-dimethyl-(*E,Z,Z,E*)-tetraene $8\pi/6\pi$ system at 91 kJ mol^{-1} and 95 kJ mol^{-1} relative to the cyclooctatriene, respectively. The finely balanced kinetics and thermodynamics of these $8\pi/6\pi$ systems warrants caution.

To anticipate the prospects for a successful enantioselective synthesis of **1** and/or **2** we conducted a computational study on truncated analogues of the Claisen/ $8\pi/6\pi$ cascade of vinyl ether **5**, as well as the $8\pi/6\pi$ /IMDA cascade of involving esters **7a/b**. The results of the latter analysis are presented in Fig. 3. The sequence was modelled using density functional theory calculations employing the M06-2X method and 6-311+G(d,p) basis

Fig. 3 Computational analysis of the $8\pi/6\pi$ /IMDA cascade.

set, which has been shown to give reliable thermochemistries for pericyclic reactions.³³

The predicted free energies of the 8π , $6\pi_{\text{endo}}$, $6\pi_{\text{exo}}$, and IMDA transition structures are predicted to be finely balanced, with the 8π electrocyclic reaction having the lowest barrier at 92.0 kJ mol^{-1} . Unfortunately, we must conclude that under thermal reaction conditions, an enantiopure sample of the *endo* isomer of **16** (if it could be prepared) would almost entirely racemise prior to intramolecular Diels–Alder reaction. Conceivably a catalytic IMDA reaction might address this problem. However, the $8\pi/6\pi$ cascade of aldehyde **6a/b** (not shown) is predicted to have a similar profile to that of **16** whereby an enantiopure sample of vinyl ether **5** would likely give rise to racemic **6a/b** under the reaction conditions of its formation. This interpretation is aided by full kinetic modelling of these reaction sequences (see the ESI† for full details).

Conclusions

This study demonstrates a rapid new entry into the $8\pi/6\pi$ natural products through a distinctive synthetic strategy. This sets the stage for short and practical syntheses of other members of the family, as well as analogues. Computational analysis of the pericyclic cascades predicts the antipodal instability the bicyclo[4.2.0]octadiene intermediates and deters the pursuit of enantioselective synthesis in this case.

Conflicts of interest

There are no conflicts to declare.

Acknowledgements

We gratefully acknowledge the New Zealand Royal Society (Marsden Fund No. 15-MAU-154).

Notes and references

- 1 R. Huisgen, A. Dahmen and H. Huber, *J. Am. Chem. Soc.*, 1967, **89**, 7130–7131.
- 2 (a) W. M. Bandaranayake, J. E. Banfield and D. S. C. Black, *J. Chem. Soc., Chem. Commun.*, 1980, 902–903; (b) W. M. Bandaranayake, J. E. Banfield, D. S. C. Black, G. D. Fallon and B. M. Gatehouse, *J. Chem. Soc., Chem. Commun.*, 1980, **4**, 162–163; (c) W. M. Bandaranayake, J. E. Banfield, D. S. C. Black, G. D. Fallon and B. M. Gatehouse, *Aust. J. Chem.*, 1981, **34**, 1655–1667; (d) W. M. Bandaranayake, J. E. Banfield and D. S. C. Black, *Aust. J. Chem.*, 1982, **35**, 557–565; (e) J. E. Banfield, D. S. C. Black, S. R. Johns and R. I. Willing, *Aust. J. Chem.*, 1982, **35**, 2247–2256.
- 3 (a) K. C. Nicolaou, N. A. Petasis, R. E. Zipkin and J. Uenishi, *J. Am. Chem. Soc.*, 1982, **104**, 5555–5557; (b) K. C. Nicolaou, N. A. Petasis, J. Uenishi and R. E. Zipkin, *J. Am. Chem. Soc.*, 1982, **104**, 5557–5558; (c) K. C. Nicolaou, R. E. Zipkin and N. A. Petasis, *J. Am. Chem. Soc.*, 1982, **104**, 5558–5560; (d) K. C. Nicolaou, N. A. Petasis and R. E. Zipkin, *J. Am. Chem. Soc.*, 1982, **104**, 5560–5562.
- 4 (a) B. N. Lenta, J. R. Chouna, P. A. Nkeng-Efouet and N. Sewald, *Biomolecules*, 2015, **5**, 910–942; (b) A. Leverrier, M. E. T. H. Dau, P. Retailleau, K. Awang, F. Guéritte and M. Litaudon, *Org. Lett.*, 2010, **12**, 3638–3641; (c) M. N. Azmi, T. Péresse, C. Remeur, G. Chan, F. Roussi, M. Litaudon and K. Awang, *Fitoterapia*, 2016, **109**, 190–195.
- 5 (a) K. Kurosawa, K. Takahashi and E. Tsuda, *J. Antibiot.*, 2001, **54**, 541–547; (b) K. Takahashi, E. Tsuda and K. Kurosawa, *J. Antibiot.*, 2001, **54**, 548–553.
- 6 (a) E. Manzo, M. L. Ciavatta, M. Gavagnin, E. Mollo, S. Wahidulla and G. Cimino, *Tetrahedron Lett.*, 2005, **46**, 465–468; (b) M. Cueto, L. D'Croz, J. L. Maté, A. San-Martín and J. Darias, *Org. Lett.*, 2005, **7**, 415–418; (c) H. Wei, T. Itoh, M. Kinoshita, N. Kotoku, S. Aoki and M. Kobayashi, *Tetrahedron*, 2005, **61**, 8054–8058; (d) M. Kobayashi, H. Wei, T. Itoh and N. Kotoku, *Heterocycles*, 2006, **68**, 111.
- 7 (a) K. A. Parker and Y.-H. Lim, *J. Am. Chem. Soc.*, 2004, **126**, 15968–15969; (b) H. N. Lim and K. A. Parker, *Org. Lett.*, 2013, **15**, 398–401; (c) For a recent review, see: K. A. Parker and H. N. Lim, Chapter 3 - The Mysterious Case of the Kingianins, in *Strategies and Tactics in Organic Synthesis*, ed. M. Harmata, Academic Press, 2014, vol. 10, pp. 51–78.
- 8 (a) C. M. Beaudry and D. Trauner, *Org. Lett.*, 2002, **4**, 2221–2224; (b) C. M. Beaudry and D. Trauner, *Org. Lett.*, 2005, **7**, 4475–4477; (c) J. E. Barbarow, A. K. Miller and D. Trauner, *Org. Lett.*, 2005, **7**, 2901–2903; (d) V. Sofiyev, G. Navarro and D. Trauner, *Org. Lett.*, 2008, **10**, 149–152; (e) A. K. Miller and D. Trauner, *Angew. Chem.*, 2005, **117**, 4678–4682; *Angew. Chem., Int. Ed.*, 2005, **44**, 4602–4606.
- 9 (a) J. E. Moses, J. E. Baldwin, R. Marquez and R. M. Adlington, *Org. Lett.*, 2002, **4**, 3731–3734; (b) M. F. Jacobsen, J. E. Moses, R. M. Adlington and J. E. Baldwin, *Org. Lett.*, 2005, **7**, 2473–2476; (c) R. Rodriguez, R. M. Adlington, S. J. Eade, M. W. Walter, J. E. Baldwin and J. E. Moses, *Tetrahedron*, 2007, **63**, 4500–4509; (d) S. J. Eade, M. W. Walter, C. Byrne, B. Odell, R. Rodriguez, J. E. Baldwin, R. M. Adlington and J. E. Moses, *J. Org. Chem.*, 2008, **73**, 4830–4839; (e) J. C. Moore, E. S. Davies, D. A. Walsh, P. Sharma and J. E. Moses, *Chem. Commun.*, 2014, **50**, 12523–12525.
- 10 (a) S. L. Drew, A. L. Lawrence and M. S. Sherburn, *Angew. Chem., Int. Ed.*, 2013, **52**, 4221–4224; (b) S. L. Drew, A. L. Lawrence and M. S. Sherburn, *Chem. Sci.*, 2015, **6**, 3886–3890.
- 11 For a recent example, see: C. G. Newton, S. L. Drew, A. L. Lawrence, A. C. Willis, M. N. Paddon-Row and M. S. Sherburn, *Nat. Chem.*, 2015, **7**, 82–86.
- 12 M. J. Williams, H. L. Deak and M. L. Snapper, *J. Am. Chem. Soc.*, 2007, **129**, 486–487.
- 13 T. W. Bingham, L. W. Hernandez, D. G. Olson, R. L. Svec, P. J. Hergenrother and D. Sarlah, *J. Am. Chem. Soc.*, 2019, **141**, 657–670.
- 14 V. Mascitti and E. J. Corey, *J. Am. Chem. Soc.*, 2004, **126**, 15664–15665.



- 15 K. C. Nicolaou and N. A. Petasis, Chapter 6 - Pericyclic Reactions in Organic Synthesis and Biosynthesis: Synthetic Adventures with Endiandric Acids A–G, in *Strategies and Tactics in Organic Synthesis*, ed. T. Lindberg, Academic Press, 1984, vol. 1, pp. 155–173.
- 16 (a) G. I. Fray and R. G. Saxton, *The Chemistry of Cyclo-octatetraene and its Derivatives*, Cambridge University Press, New York, 1978; (b) L. A. Paquette, *Tetrahedron*, 1975, **31**, 2855–2883.
- 17 (a) O. Yahiaoui, L. F. Pašteka, B. Judeel and T. Fallon, *Angew. Chem., Int. Ed.*, 2018, **57**, 2570–2574; (b) O. Yahiaoui, L. P. Pašteka, C. J. Blake, C. G. Newton and T. Fallon, *Org. Lett.*, 2019, **21**, 9574–9578.
- 18 (a) F. Del Moro, P. Crotti, V. Di Bussolo, F. Macchia and M. Pineschi, *Org. Lett.*, 2003, **5**, 1971–1974; (b) M. Pineschi, F. D. Moro, P. Crotti and F. Macchia, *Eur. J. Org. Chem.*, 2004, 4614–4620.
- 19 (a) P.-S. Yang, M.-J. Cheng, C.-F. Peng, J.-J. Chen and I.-S. Chen, *J. Nat. Prod.*, 2009, **72**, 53–58; (b) P.-S. Yang, M.-J. Cheng, J.-J. Chen and I.-S. Chen, *Helv. Chim. Acta*, 2008, **91**, 2130–2138.
- 20 D. J. Winterheimer, R. E. Shade and C. A. Merlic, *Synthesis*, 2010, 2497–2511.
- 21 W. H. Watanabe and L. E. Conlon, *J. Am. Chem. Soc.*, 1957, **79**, 2828–2833.
- 22 M. Bosch and M. Schlaf, *J. Org. Chem.*, 2003, **68**, 5225–5227.
- 23 Y. Okimoto, S. Sakaguchi and Y. Ishii, *J. Am. Chem. Soc.*, 2002, **124**, 1590–1591.
- 24 (a) A. Nakamura and M. Tokunaga, *Tetrahedron Lett.*, 2008, **49**, 3729–3732; (b) The addition of a catalytic amount of acetic acid was found to significantly accelerate this reaction, see: S. S. Zalesskiy, V. N. Khrustalev, A. Y. Kostukovich and V. P. Ananikov, *Organometallics*, 2015, **34**, 5214–5224.
- 25 For examples involving propargyl aryl ether substrates, see: (a) R. Hesse, K. K. Gruner, O. Kataeva, A. W. Schmidt and H.-J. Knölker, *Chem.-Eur. J.*, 2013, **19**, 14098–14111; (b) L. A. M. Murray, T. Fallon, C. J. Sumby and J. H. George, *Org. Lett.*, 2019, **21**, 8312–8315.
- 26 Intermediates **7a/b** and **8a/b** can be isolated and fully characterised. See the ESI† for full details.
- 27 For recent reviews, see: (a) M. G. Vinogradov, O. V. Turova and S. G. Zlotin, *Org. Biomol. Chem.*, 2017, **15**, 8245–8269; (b) D. R. Wenz and J. R. de Alaniz, *Eur. J. Org. Chem.*, 2015, 23–37; (c) T. Vaidya, R. Eisenberg and A. J. Frontier, *ChemCatChem*, 2011, **3**, 1531–1548.
- 28 S. Thompson, A. G. Coyne, P. C. Knipe and M. D. Smith, *Chem. Soc. Rev.*, 2011, **40**, 4217–4231.
- 29 Litaudon reported that two antipodes of kingianin A show striking differences in BCL-XL binding affinity assays, see: L. everrier, K. Awang, F. Guéritte and M. Litaudon, *Phytochemistry*, 2011, **72**, 1443–1452.
- 30 (a) K. Kim, J. W. Lauher and K. A. Parker, *Org. Lett.*, 2012, **14**, 138–141; (b) K. A. Parker and Z. Wang, *Org. Lett.*, 2006, **8**, 3553–3556.
- 31 (a) R. Huisgen, G. Boche, A. Dahmen and W. Hechtel, *Tetrahedron Lett.*, 1968, **9**, 5215–5219; (b) A. C. Cope, A. C. Haven, F. L. Ramp and E. R. Trumbull, *J. Am. Chem. Soc.*, 1952, **74**, 4867–4871.
- 32 A. Patel and K. N. Houk, *J. Org. Chem.*, 2014, **79**, 11370–11377.
- 33 (a) Y. Zhao, N. E. Schultz and D. G. Truhlar, *J. Chem. Theory Comput.*, 2006, **2**, 364–382; (b) Y. Zhao and D. G. Truhlar, *J. Phys. Chem. A*, 2005, **109**, 5656–5667; (c) Y. Zhao and D. G. Truhlar, *J. Chem. Phys.*, 2006, **125**, 194101; (d) Y. Zhao and D. G. Truhlar, *Theor. Chem. Acc.*, 2008, **120**, 215–241.

