

Cite this: *Chem. Sci.*, 2020, 11, 10159

All publication charges for this article have been paid for by the Royal Society of Chemistry

Received 9th June 2020  
Accepted 31st August 2020

DOI: 10.1039/d0sc03215h

rsc.li/chemical-science

# Extension of the Simmons–Smith reaction to metal-carbynes: efficient synthesis of metallacyclopropenes with $\sigma$ -aromaticity†

Fanping Huang,<sup>a</sup> Xuejuan Zheng,<sup>a</sup> Xinlei Lin,<sup>a</sup> Linting Ding,<sup>a</sup> Qingde Zhuo,<sup>a</sup> Ting Bin Wen,<sup>a</sup> Hong Zhang<sup>a\*</sup> and Haiping Xia<sup>a,b</sup>

The Simmons–Smith reaction offers a direct route for conversion of an alkene into a cyclopropane with a zinc carbenoid as the active intermediate. Zinc carbenoids, however, have never delivered a methylene unit to substrates with metal–carbon multiple bonds. Herein, we describe this type of reaction and the construction of three-membered rings has now been applied in organometallic systems by combining classical zinc carbenoid reagents with a range of structurally and electronically diverse metal carbynes. A variety of metallacyclopriene derivatives prepared in this way represent rare examples with  $\sigma$ -aromaticity in an unsaturated three-membered ring. The structures of such products are supported by experimental observations and theoretical calculations.

## Introduction

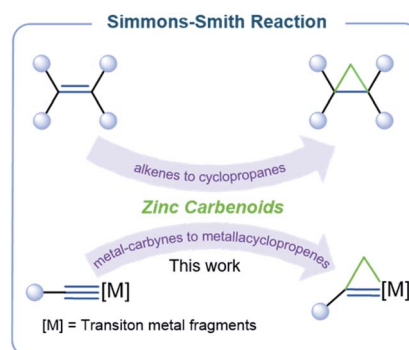
Molecules incorporating three-membered rings have fascinated chemists for decades, and synthetic chemists have developed elegant strategies for the construction of these three-membered ring systems. Popular strategies include [2 + 1]-type cycloadditions between carbon–carbon multiple bonds and reactive reagents, such as carbene equivalents.<sup>1–7</sup> The Simmons–Smith reaction (Scheme 1) using carbene equivalents generated from zinc–copper couples and dihalomethanes was first reported over half a century ago but today remains one of the most powerful methods for converting an alkene into a cyclopropane.<sup>8,9</sup> Several advances have addressed the limitations of the initial Simmons–Smith protocol.<sup>10–16</sup> For example, Furukawa *et al.* used ZnEt<sub>2</sub> to generate the active carbenoid reagent more reliably and quantitatively.<sup>17,18</sup> Acidic additives, such as CF<sub>3</sub>CO<sub>2</sub>H, were found by Shi *et al.* to accelerate the cyclopropanation of challenging substrates.<sup>19</sup> Significant research efforts have been devoted toward Zn carbenoid chemistry, but metal–carbon multiple bonds have never been successfully employed in the Simmons–Smith reaction.

A different approach to the synthesis of such compounds is based on the introduction of metal–carbon multiple bonds, which would form strained three-membered metallacycles, such as metallacycloprienes<sup>20</sup> or metallacycloprienes.<sup>21</sup> Strained three-membered metallacycles are reactive moieties and can be diversified into other frameworks through ring-opening reactions which relieve strain in the three-membered ring.<sup>22</sup> For example, highly strained metallacycloprienes are extremely attractive because they can serve as precursors for efficient synthesis of highly functionalized organic molecules and heterocyclic compounds.<sup>23</sup> The Simmons–Smith reaction is potentially well-suited to prepare these structural motifs; however, it is known that it is inapplicable to alkynes, negating this synthetic strategy towards the corresponding cyclopropenes. In our exploration of unique metallacyclic systems, the chemistry of metallapentynes was investigated. In such reactions, the metal–carbon triple bonds in a five-membered

<sup>a</sup>State Key Laboratory of Physical Chemistry of Solid Surfaces and Collaborative Innovation Center of Chemistry for Energy Materials (iChEM), College of Chemistry and Chemical Engineering, Xiamen University, Xiamen 361005, China. E-mail: zh@xmu.edu.cn; hpxia@xmu.edu.cn

<sup>b</sup>Shenzhen Grubbs Institute, Department of Chemistry, Southern University of Science and Technology, Shenzhen 518055, China

† Electronic supplementary information (ESI) available: Characterization details of new compounds, computational details, crystallographic details, NMR spectra. CCDC 2005482 (1d), 2005483 (2a), 2005484 (2b), 2005479 (3a), 2005480 (3b), and 2005481 (6). For ESI and crystallographic data in CIF or other electronic format see DOI: 10.1039/d0sc03215h



Scheme 1 Extension of the Simmons–Smith reaction.

ring exhibit unique reactivity and can lead to the formation of novel three-membered metallacycles, such as halogenium ions within an unsaturated three-membered ring,<sup>24</sup> metallacyclopentenimine intermediates,<sup>25</sup> and metallaazirines.<sup>26</sup> As such, we predicted that metallapentalynes could also serve as suitable substrates with which to extend the classical Simmons–Smith reaction.

For the first time, we applied the Simmons–Smith reaction to metal-carbyne systems and found that the cyclopropanation reactions of metal-carbynes involve the “butterfly-type” transition states (TS) shown in Fig. 1. We found that reaction of a ruthenium-carbyne derivative with Shi's reagent afforded ruthenacyclopentene, which presumably occurred through a metal-carbon triple bond shift. Density functional theory (DFT) calculations demonstrate that the resulting metallacyclopentenes are rare examples of  $\sigma$ -aromaticity in an unsaturated three-membered ring.

### DFT computational methods

Structure 7' was optimized at the B3LYP/6-311++G\*\* level of DFT<sup>27</sup> with an SDD basis set<sup>28</sup> describing P, Cl, Ru, I and Os atoms, whereas the other structures were optimized at the B3LYP/6-31G\* level with an SDD basis set describing P, Cl, Zn, Ru, I and Os atoms; our single-point energy calculations were performed on the mechanism at the  $\omega$ B97X-D/def2-TZVP level<sup>29,30</sup> with the Solvation Model based on Density (SMD)<sup>31</sup> in dichloromethane. Frequency calculations were performed to identify all the stationary points as minima (zero imaginary frequency). The energies are given in kcal mol<sup>−1</sup> and include the zero-point energy corrections. NBO calculations were carried out at the B3LYP/6-31G\* level with an SDD basis set to describe

P, Cl, Zn, Ru, I and Os atoms with the NBO 6.0 program.<sup>32</sup> Nucleus-independent chemical shift (NICS)<sup>33–35</sup> values were calculated at the B3LYP/6-311++G\*\* level of theory. All the above calculations were performed with the Gaussian 09 software package.<sup>36</sup> Calculations of the anisotropy of the induced current density (AICD)<sup>37,38</sup> were carried out with the AICD program.<sup>37</sup>

## Results and discussion

### Simmons–Smith reaction of cyclic osmium-carbynes with Furukawa's reagent

Previous reports of mechanistic studies on Simmons–Smith cyclopropanations were consistent with a concerted [2 + 1] methylene transfer process leading to a transition state corresponding to a three-centered structure.<sup>39–45</sup> In an effort to optimize the conversion of the metal-carbyne bond of metallapentalyne (1) to metallacyclopentene-fused metallapentalene (2) and gain insights into the reaction mechanism, we first used quantum mechanical calculations. Osmapentalyne (1a), in which the ethoxycarbonyl group is located adjacent to the osmium-carbyne, was selected as a starting material for the model (Fig. 1). Initially, reaction of 1a with ZnEt<sub>2</sub> and CH<sub>2</sub>I<sub>2</sub> could form the active complex A1, in which the ethoxycarbonyl group is coordinated with the zinc atom. From the intermediate (A1), the corresponding cyclopropanation was achieved *via* the “butterfly-type” transition state (TSA1) with an activation free energy of 15.1 kcal mol<sup>−1</sup>, producing the intermediate B1. Elimination of a zinc complex could then produce the desired fused-metallacyclopentene product. The computed free-energy profile of the reaction also indicates that the stability of the resulting fused-metallaaromatics is crucial in the overall

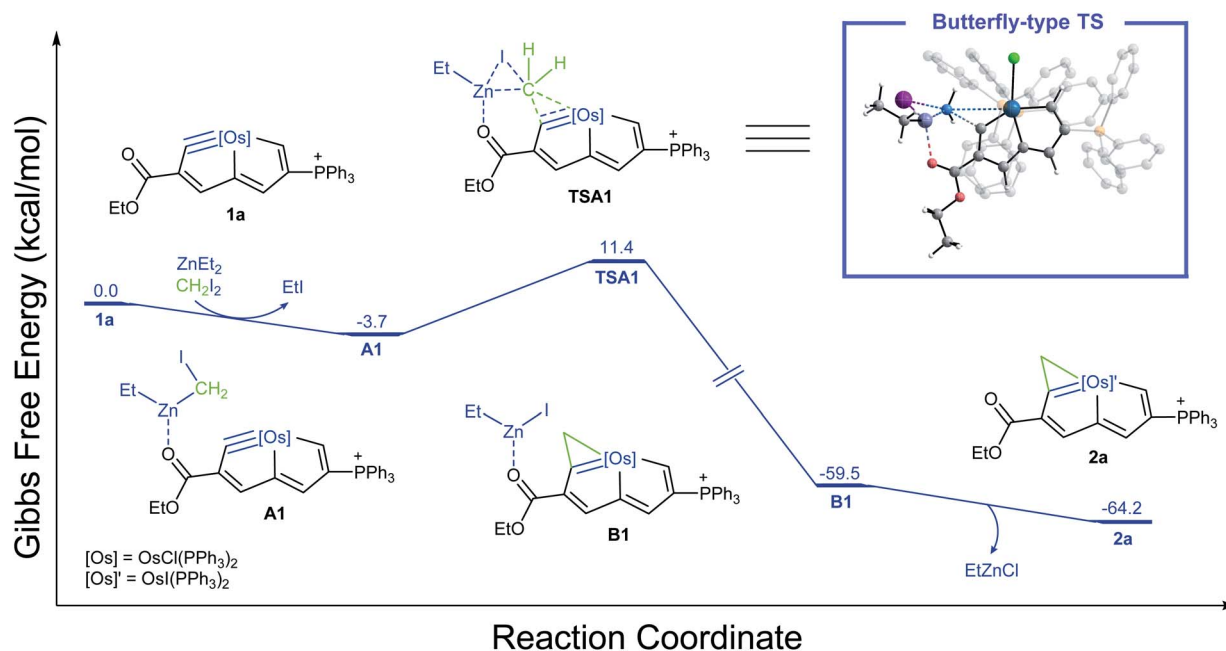
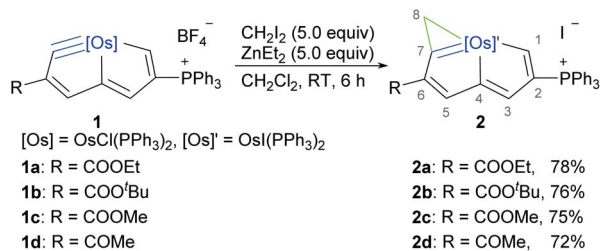


Fig. 1 Gibbs free-energy pathway for the DFT-calculated formation mechanism of complex 2a at 298 K (the energies are given in kcal mol<sup>−1</sup>). The  $\omega$ B97X-D level of DFT with a def2-TZVP basis set was used.





Scheme 2 Synthesis of complex **2** via the Simmons–Smith reaction with Furukawa's reagent.

reaction, which could be classified as aromaticity-driven. Reaction of the cyclic osmium-carbyne (**1a**) with excess ZnEt<sub>2</sub>/CH<sub>2</sub>I<sub>2</sub> (Furukawa's reagent)<sup>17,18</sup> at room temperature (RT) in dichloromethane resulted in consumption of the starting material within 6 h (Scheme 2) and production of compound **2a**, which was isolated as a yellow powder in 78% yield. Additionally, osmapentalyne **1** is unreactive to CH<sub>2</sub>I<sub>2</sub> in the absence of ZnEt<sub>2</sub> (Fig. S44 and S45<sup>†</sup>). The <sup>1</sup>H NMR spectrum of **2a** displays three characteristic signals at 14.82, 9.14, and 8.67 ppm, which are downfield from those of the starting material **1a** (13.32, 8.99, and 8.10 ppm).<sup>46</sup> The high-field chemical shifts of H8 and C8 in **2a** suggest that C8 is a newly formed sp<sup>3</sup>-hybridized carbon: the signal at  $\delta$  = 3.21 ppm in the <sup>1</sup>H NMR spectrum is associated with that at  $\delta$  = 18.8 ppm in the <sup>13</sup>C{<sup>1</sup>H} NMR spectrum, as indicated in the <sup>1</sup>H–<sup>13</sup>C HSQC NMR spectrum, which contains peaks similar to those observed for osmacycloprenes fused with osmapentalene ( $\delta$  = 3.03 and 21.8 ppm<sup>47</sup> and  $\delta$  = 3.03 and 23.1 ppm,<sup>48</sup> respectively).

Single crystals of **2a** (Fig. 2) suitable for an X-ray diffraction study were grown by slow vapor diffusion of hexane in a saturated CHCl<sub>3</sub> solution. The X-ray data confirmed that the newly formed metallacycloprenene unit is fused to the original bicyclic system with Os1–C7, Os1–C8 and C7–C8 bond lengths of 1.991(4), 2.288(4), and 1.361(6) Å, respectively. The nine atoms (Os1 and C1–C8) in **2a** are approximately coplanar, the mean deviation from the least-squares plane being 0.022 Å. The sum

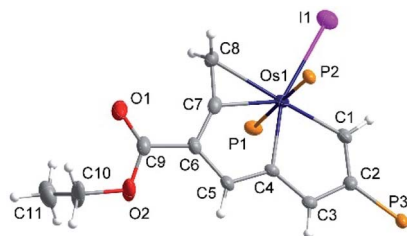


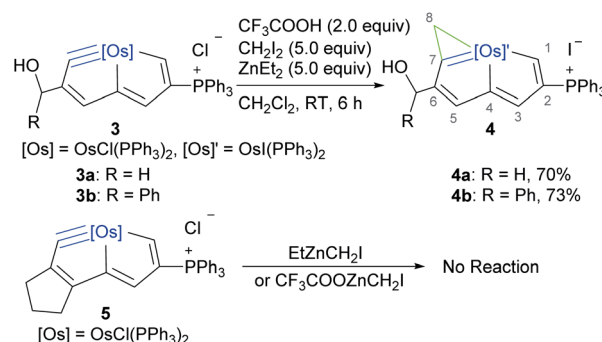
Fig. 2 X-ray molecular structure for the cation of complex **2a** drawn at the 50% probability level. The phenyl groups are omitted for clarity. Selected bond lengths (Å) and angles (°): Os1–C1 2.034(4), Os1–C4 2.089(4), Os1–C7 1.991(4), Os1–C8 2.288(4), C1–C2 1.387(6), C2–C3 1.416(5), C3–C4 1.380(5), C4–C5 1.401(5), C5–C6 1.388(6), C6–C7 1.381(6), C7–C8 1.361(6); Os1–C1–C2 119.8(3), C1–C2–C3 113.5(3), C2–C3–C4 113.3(3), C3–C4–Os1 118.3(3), C4–Os1–C1 75.12(15), Os1–C4–C5 119.5(3), C4–C5–C6 112.5(3), C5–C6–C7 110.5(3), C6–C7–Os1 125.3(3), C7–Os1–C4 72.24(16), Os1–C7–C8 83.9(3), C7–C8–Os1 59.9(2), C7–Os1–C8 36.24(16).

of the angles in the fused five-membered rings (540.0° of both) are in good agreement with the ideal values of 540°. The bond lengths within the osmacycloprenene ring in complex **2a** are all similar to those reported for fused osmacycloprenenes (1.927–2.015 Å for Os=C and 2.196–2.272 Å for Os–C, respectively).<sup>47–49</sup> The original Cl ligand of the metal center has been replaced by an I ligand. This might be attributed to the presence of excess Furukawa's reagent (ZnEt<sub>2</sub>/CH<sub>2</sub>I<sub>2</sub>) in the reaction.

Using this method, the reaction of Furukawa's reagent with a series of cyclic osmium-carbyne substrates containing *tert*-butoxycarbonyl, methoxycarbonyl, and acetyl was found to afford the expected cycloprenene products (**2b–2d**) in good isolated yields (72–76%). The results showed compatibility and efficiency of extending the Simmons–Smith reaction to the osmium-carbyne system. These annulation products (**2**) exhibit good thermal stability both in solution and in the solid state. For example, the solid sample of **2a** can survive for several months when exposed to air at RT or even when heated at 100 °C in air for 3 h.

### Simmons–Smith reaction of cyclic osmium-carbyne with Shi's reagent

On the basis of DFT calculations, the “butterfly-type” TS of the cyclopropenation reaction has the zinc bonded to the carbonyl oxygen atom. Thus, we were curious to see if cyclic osmium-carbynes with different groups, for example hydroxyalkyl, would react with zinc carbenes. The cyclic osmium carbyne complex with hydroxymethyl (**3a**) or hydroxy(phenyl)methyl (**3b**) can be obtained by reacting osmium complex **S1** (ref. 50) with propargyl alcohol or 1-phenylprop-2-yn-1-ol, respectively, and excess PPh<sub>3</sub> at RT for 3 h (see the ESI<sup>†</sup> for details). The cyclopropenylation of the osmapentalynes (**3**) was first attempted with Furukawa's reagent (CH<sub>2</sub>I<sub>2</sub>/ZnEt<sub>2</sub>). Monitored *in situ* by NMR, the reaction proceeded with some decomposition of the starting material, but without any desired cyclopropenation product. Reaction of **3** with CF<sub>3</sub>COOH/CH<sub>2</sub>I<sub>2</sub>/ZnEt<sub>2</sub> (Shi's reagent),<sup>19</sup> however, led to complete conversion, as determined by <sup>1</sup>H NMR spectroscopy, furnishing **4** with the help of the more reactive zinc carbenoid precursor, CF<sub>3</sub>COOZnCH<sub>2</sub>I. Compounds **4a** and **4b** were isolated in 70% and 73% yield, respectively (Scheme 3). However, the cyclic osmium carbyne



Scheme 3 Synthesis of complex **4** via the Simmons–Smith reaction with Shi's reagent.

complex **5** was unreactive to either Furukawa's reagent or Shi's reagent, which might be attributed to the electronic effect.

Complexes **4a** and **4b** were characterized spectroscopically and analytically. The osmacycloprenene rings were shown by a sharp singlet appearing in the  $^1\text{H}$  NMR spectra (3.04 ppm for **4a**; 3.32 ppm for **4b**) and  $^{13}\text{C}$  NMR spectra (232.9 ppm (C7) and 19.4 ppm (C8) for **4a**; 229.1 ppm (C7) and 27.2 ppm (C8) for **4b**). The  $^1\text{H}$  NMR spectra of **4** also display diagnostic broad peaks in the hydroxyl region at 4.13 (**4a**) and 3.91 (**4b**) ppm, with integration showing one proton each.

### Simmons–Smith reaction of cyclic ruthenium-carbyne

Building on the aforementioned cyclopropanation of osmium-carbynes, subsequent efforts were directed towards extension of the Simmons–Smith reaction to other metal-carbyne complexes. The application of Furukawa's reagent to ruthenium-carbyne (**6**) gave no detectable cyclopropanation product under the same reaction conditions used for osmium-carbyne (**1**), as monitored by *in situ* NMR. When Shi's reagent was allowed to react with ruthenium-carbyne (**6**) at 0 °C, the expected cyclopropanation occurs. The addition of an excess of the chlorine anion species,  $\text{Bu}_4\text{NCl}$ , increased the yield of the cyclopropanation product, which may retain the chlorine ligand of the metal center. The formation of complex **7** may involve a stepwise pathway, since the gradual addition of Shi's reagent can increase the yield, affording the complex (**7**) which was isolated as a brown solid in 55% yield (Scheme 4).

Complex **7** was fully characterized spectroscopically and by X-ray diffraction studies. In the  $^1\text{H}$  NMR spectrum of complex **7**, the doublet signal at 13.91 ppm was attributed to the proton at C1, and the other proton at C3 of the fused five-member metallacycle (H3) was observed at 7.72 ppm. The proton signal of the newly formed metallacycloprenene ring was observed at 3.67 ppm, which is comparable to 4.06 ppm in the only reported ruthenacycloprenene.<sup>51</sup> In the  $^{13}\text{C}$  NMR spectrum of **7**, the characteristic signals of the tricyclic framework were observed at 269.4 (C1), 250.6 (C7), 202.4 (C4), 194.4 (C5), 153.7 (C6), 150.0 (C3), 129.9 (C2), and 45.8 (C8) ppm. The NMR spectra confirmed the similarity of **7** to the osmacycloprenene-fused complexes **2** and **4**.

After several days at RT, a concentrated chloroform solution of **7** gave rise to brown crystals adequate for X-ray analysis. X-ray crystallography confirmed the structure of **7** as a cycloproparuthenapentalene (Fig. 3). One of the five-membered metallapentalene rings and the three-membered metalacycloprenene ring are linked together by the Ru atom which is

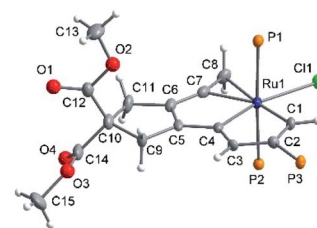
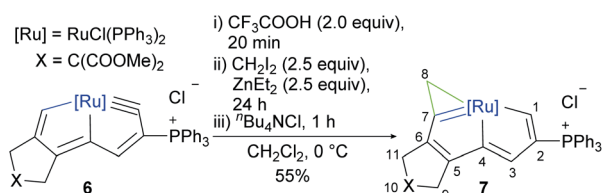


Fig. 3 X-ray molecular structure for the cation of complex **7** drawn at the 50% probability level. The phenyl groups are omitted for clarity. Selected bond lengths (Å) and angles (°): Ru1–C1 2.012(4), Ru1–C4 2.067(4), Ru1–C7 2.027(4), Ru1–C8 2.315(4), C1–C2 1.385(5), C2–C3 1.412(5), C3–C4 1.375(5), C4–C5 1.411(5), C5–C6 1.379(6), C6–C7 1.377(6), C7–C8 1.356(6); Ru1–C1–C2 119.5(3), C1–C2–C3 113.6(3), C2–C3–C4 113.0(4), C3–C4–Ru1 118.2(3), C4–Ru1–C1 75.72(15), Ru1–C4–C5 117.9(3), C4–C5–C6 113.7(4), C5–C6–C7 112.6(3), C6–C7–Ru1 121.4(3), C7–Ru1–C4 74.40(16), Ru1–C7–C8 83.9(3), C7–C8–Ru1 60.5(2), C7–Ru1–C8 35.62(16).

nearly coplanar with C1–C8; the mean deviation from the least-squares plane of Ru1 and C1–C8 is only 0.026 Å. The sum of the interior angles of the fused five-membered rings (540.0° of both) is exactly the same as the ideal values of 540°. The bond lengths of Ru1–C7 (2.030(4) Å) are much shorter than those of Ru1–C8 (2.308(4) Å). These bond lengths are quite similar to those in the ruthenabenzene-fused ruthenacycloprenene ring (2.043(8) and 2.219(9) Å), while the C7–C8–Ru1 angle (60.9(2)°) is smaller than the C–C–Ru angle (64.2(5)°) in the ruthenabenzene-fused ruthenacycloprenene ring.<sup>51</sup> It is noteworthy that compound **7** is the first example of a ruthenacycloprenene with the coplanar fused-metallaaromatic ring system. It is different from the only reported ruthenacycloprenene example, in which the ruthenacycloprenene ring deviates considerably from the fused ruthenabenzene ring. The cycloproparuthenapentalene **6** possesses a coplanar tricyclic ring system.

X-ray diffraction studies of **7** clearly reveal that the cyclopropanation does not occur at the original metal-carbyne position, but rather in the five-membered ring with the oxygen-containing group. For a better understanding of the mechanistic pathway of the Simmons–Smith reaction of cyclic ruthenium-carbyne **6**, DFT calculations were performed at the SMD- $\omega$ B97X-D/Def2-TZVP (Fig. 4). Initially, in the presence of acid, the Ru–C triple bond of **6** could shift from the original ring to the other fused ring *via* the ruthenapentalene intermediate (**A2**), which could be observed by *in situ* NMR experiments (Fig. S42 and S43†).

This type of extraordinary metal carbyne bond shift reaction has been observed and isotopic-labeling experiments suggest that the hydrogen atom at the original carbyne carbon position in the product originates from the acid proton.<sup>52</sup> Subsequent coordination of oxygen with zinc affords an intermediate (**A4**,  $-34.8 \text{ kcal mol}^{-1}$ ). A transition state (**TSA4**) with “butterfly-type” conformation has been identified with an activation barrier of  $21.3 \text{ kcal mol}^{-1}$ , leading to the formation of the cyclopropanation product (**7**,  $-89.8 \text{ kcal mol}^{-1}$ ). Notably, acidic additives such as  $\text{CF}_3\text{CO}_2\text{H}$  in this observed ring expansion pathway act not only as the auxiliary reagent



Scheme 4 Synthesis of the metallacycloprenene complex (**7**) via the Simmons–Smith reaction with Shi's reagent.





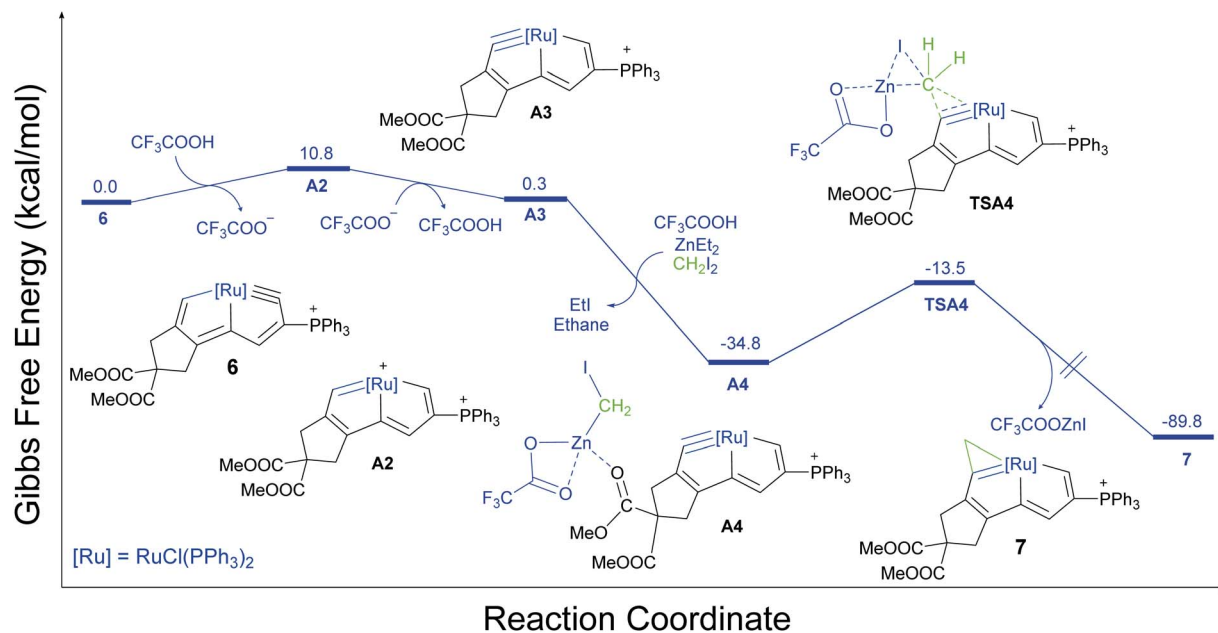


Fig. 4 Gibbs free-energy pathway for the DFT-calculated formation mechanism of complex 7 at 273 K (the energies are given in kcal mol<sup>-1</sup>). The  $\omega$ B97X-D level of DFT with a def2-TZVP basis set was used.

activating carbenoid reagent and accelerating the cyclopropanation, but also facilitate the metal carbyne bond shift to produce the ruthenium-carbyne with the adjacent oxygen-containing group. In addition, the natural bond orbital (NBO) charge at the metal centres decreases from Os(1) to Ru(6), but the NBO charge at the related carbyne atoms increases (Fig. S7†). Thus, our combined experimental and computational studies demonstrated that the electronic properties of the metal-carbynes are very important for the formation of the metallacyclopropenes.

#### Evaluation of the $\sigma$ -aromaticity of fused ruthenacyclopropenes by DFT calculations

Metallacycles with  $\sigma$ -aromaticity arising from the delocalization of  $\sigma$ -bonds are uncommon, and only a handful of osmacyclopropenes fused with osmapentalene,<sup>46,47</sup> osmafuran,<sup>53</sup> and osmanaphthelene<sup>48</sup> have been reported. Since a new class of metallacyclopropenes, fused ruthenacyclopropene, has been obtained, we performed DFT calculations to elucidate the nature of the aromaticity in the ruthenacyclopropene ring. For the model compound (7') we calculated the nucleus independent chemical shifts (NICS)<sup>33–35</sup> in the ring and along the  $z$  axis at 1 Å above the ring critical point [NICS(1)<sub>zz</sub>] (the average value was used when the environments above and below the ring centers were not equivalent). These data were simplified by replacing the PPh<sub>3</sub> groups with PH<sub>3</sub> groups (Fig. 5A). The NICS(0) (a: -2.5 ppm; b: -0.3 ppm; c: -40.5 ppm) and NICS(1)<sub>zz</sub> (a: -14.0 ppm; b: -5.6 ppm; c: -26.0 ppm) values unambiguously support the aromatic nature of the three fused metallacycles (GIAO-B3LYP/6-311++g\*\*, with an SDD basis set to describe P, Cl, Ru, and I atoms). The computed NICS value for the three-membered ring in 7' was

found to be much more negative than those of the five-membered rings, and the NICS values of the three metallacycles were in good agreement with those of previously reported fused osmacyclopropenes.<sup>46–48</sup> Indeed, canonical molecular orbital (CMO) nucleus-independent chemical shift (NICS) calculations<sup>23–35</sup> show that the contribution of the NICS(0) value for the ruthenacyclopropene ring of 7' from the five occupied  $\pi$ -molecular orbitals (HOMO-2, HOMO-4, HOMO-5, HOMO-12 and HOMO-14; see Fig. 5) is +7.8 ppm, whereas the contribution from all the  $\sigma$  orbitals is much more negative (-48.3 ppm), indicating the  $\sigma$ -aromaticity in the ruthenacyclopropene ring.

In addition, the  $\sigma$ -aromaticity in the ruthenacyclopropene ring of 7' is further supported by the anisotropy of the induced current density (AICD) analysis. As shown in Fig. 5C, the current density vectors plotted on the AICD isosurface of 7' indicated a diatropic ring current (clockwise vectors) and are only observed in the  $\sigma$  system of the ruthenacyclopropene ring. Thus, complex 7 can be regarded as the first example of a  $\sigma$ -aromatic metallacyclopropene complex with a second-row transition metal center. It is interesting that a great number of metalla-aromatic species contain third-row transition metals, whereas only a few contain first- and second-row transition metal centers. Considering that the strength of transition metal-carbon bonds decreases when ascending the column in the periodic table, it is usual to see the relative lability of the first- and second-row organometallic compounds in comparison with their third-row analogs. Ruthenacyclopropene (7) represents an important complement to the metalla-aromatic family and distinguishes itself by appearing as a ruthenacyclopropene skeleton in a fused aromatic ring system.



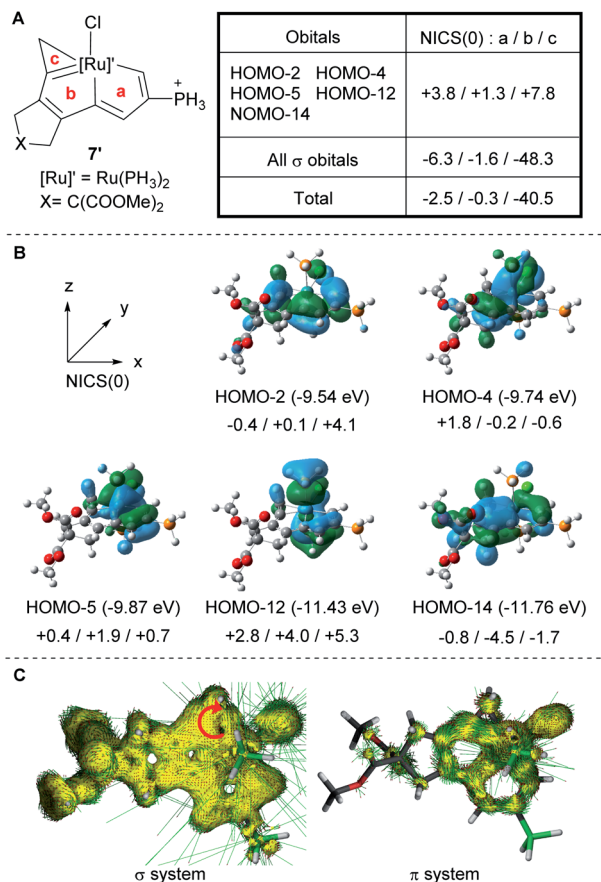


Fig. 5 Aromaticity evaluation. (A) NICS(0) values for the model complex 7'; (B) key occupied  $\pi$  MOs and their energies together with contributions to NICS(0): the eigenvalues of the MOs are given within parentheses in the first line and the NICS(0) values of rings a, b, and c are given in the second line; (C) AICD isosurfaces of 7' separated into the  $\sigma$  and  $\pi$  contribution. Current density vectors are plotted on the AICD isosurface of 0.025 to indicate diatropic and paratropic ring currents. The magnetic field vector is orthogonal with respect to the ring plane and is directed upwards (clockwise currents are diatropic).

## Conclusions

In summary, we developed some [2 + 1] cycloaddition reactions of metal-carbon multiple bonds that involve the use of classical zinc carbenoid reagents for the preparation of three-membered metallacycles in a one-pot reaction under mild conditions. These reagents can be used to react on the gram scale with a series of osmium-carbyne complexes and a ruthenium-carbyne complex, affording fused metallacycloprenes with  $\sigma$ -aromaticity. Our theoretical and experimental studies have revealed that the electronic properties of the metal-carbynes have substantial roles in the high efficiency and robust characteristics of these extended Simmons-Smith reactions. Such a strategy utilizing classical zinc carbenoid reagents could gain widespread use as a promising complement to existing techniques for the preparation of polycyclic organometallic complexes and will promote the discovery of new, challenging and complex aromatic molecular architectures.

## Conflicts of interest

The authors declare no conflict of interest.

## Acknowledgements

This research was supported by the National Natural Science Foundation of China (U1705254, 21871225 and 21931002) and the Fundamental Research Funds for the Central Universities (20720190042).

## Notes and references

- M. Lautens, W. Klute and W. Tam, *Chem. Rev.*, 1996, **96**, 49–92.
- H. Lebel, J.-F. Marcoux, C. Molinaro and A. B. Charette, *Chem. Rev.*, 2003, **103**, 977–1050.
- J. M. Concellon, H. Rodriguez-Solla, C. Concellon and V. del Amo, *Chem. Soc. Rev.*, 2010, **39**, 4103–4113.
- R. G. Cornwall, O. A. Wong, H. Du, T. A. Ramirez and Y. Shi, *Org. Biomol. Chem.*, 2012, **10**, 5498–5513.
- A. Archambeau, F. Miegé, C. Meyer and J. Cossy, *Acc. Chem. Res.*, 2015, **48**, 1021–1031.
- D. Qian and J. Zhang, *Chem. Soc. Rev.*, 2015, **44**, 677–698.
- W. Wu, Z. Lin and H. Jiang, *Org. Biomol. Chem.*, 2018, **16**, 7315–7329.
- H. E. Simmons and R. D. Smith, *J. Am. Chem. Soc.*, 1958, **80**, 5323–5324.
- H. E. Simmons and R. D. Smith, *J. Am. Chem. Soc.*, 1959, **81**, 4256–4264.
- S. E. Denmark and S. P. O'Connor, *J. Org. Chem.*, 1997, **62**, 3390–3401.
- J. Long, Y. Yuan and Y. Shi, *J. Am. Chem. Soc.*, 2003, **125**, 13623–13633.
- L. E. Zimmer and A. B. Charette, *J. Am. Chem. Soc.*, 2009, **131**, 15624–15626.
- L.-P. B. Beaulieu, L. E. Zimmer, A. Gagnon and A. B. Charette, *Chem.-Eur. J.*, 2012, **18**, 14784–14791.
- L.-P. B. Beaulieu, J. F. Schneider and A. B. Charette, *J. Am. Chem. Soc.*, 2013, **135**, 7819–7822.
- S. Taillemaud, N. Dierxsens, A. Gagnon and A. B. Charette, *Angew. Chem., Int. Ed.*, 2015, **54**, 14108–14112.
- G. Benoit and A. B. Charette, *J. Am. Chem. Soc.*, 2017, **139**, 1364–1367.
- J. Furukawa, N. Kawabata and J. Nishimura, *Tetrahedron*, 1968, **24**, 53–58.
- J. Nishimura, J. Furukawa, N. Kawabata and M. Kitayama, *Tetrahedron*, 1970, **27**, 1799–1806.
- Z. Yang, J. C. Lorenz and Y. Shi, *Tetrahedron Lett.*, 1998, **39**, 8621–8624.
- Selected examples of metallacycloprenes: (a) O. J. Curnow, R. P. Hughes, E. N. Mairs and A. L. Rheingold, *J. Am. Chem. Soc.*, 1991, **114**, 33153–33155; (b) B. R. Bender, J. R. Norton, M. M. Miller, O. P. Anderson and A. K. Rappé, *Organometallics*, 1992, **11**, 3427–3434; (c) O. J. Curnow, R. P. Hughes, E. N. Mairs and A. L. Rheingold, *Organometallics*, 1993, **12**, 3102–3108; (d) E. Mizushima,



- N. Chatani and F. Kakiuchi, *J. Organomet. Chem.*, 2006, **691**, 5739–5745.
- 21 Selected examples of metallacyclopropene: (a) M. L. Buil, O. Eisenstein, M. A. Esteruelas, C. García-Yebra, E. Gutiérrez-Puebla, M. Oliván, E. Oñate, N. Ruiz and M. A. Tajada, *Organometallics*, 1999, **18**, 4949–4959; (b) C. Cui, S. Köpke, R. Herbst-Irmer, H. W. Roesky, M. Noltemeyer, H.-G. Schmidt and B. Wrackmeyer, *J. Am. Chem. Soc.*, 2001, **123**, 9091–9098; (c) P. Barrio, M. A. Esteruelas and E. Oñate, *Organometallics*, 2003, **22**, 2472–2485; (d) K. C. Stone, G. M. Jamison, P. S. White and J. L. Templeton, *Organometallics*, 2003, **22**, 3093–3095; (e) J. Chen, C. Shi, H. H.-Y. Sung, I. D. Williams, Z. Lin and G. Jia, *Organometallics*, 2012, **31**, 1817–1824; (f) D. R. Williams, A. A. Shah, S. Mazumder and M.-H. Baik, *Chem. Sci.*, 2013, **4**, 238–247.
- 22 Selected examples of ring-opening reactions of strained three-membered metallacycles: (a) H. Yamazaki, K. Aoki, Y. Yamamoto and Y. Wakatsuki, *J. Am. Chem. Soc.*, 1975, **97**, 3546–3548; (b) S. L. Buchwald, R. T. Lum and J. C. Dewan, *J. Am. Chem. Soc.*, 1986, **108**, 7441–7442; (c) S. L. Buchwald and B. T. Watson, *J. Am. Chem. Soc.*, 1986, **108**, 7411–7413; (d) G. A. Vaughan, C. D. Sofield and G. L. Hillhouse, *J. Am. Chem. Soc.*, 1989, **111**, 5491–5493; (e) J. K. F. Buijink, K. R. Kloetstra, A. Meetsma and J. H. Teuben, *Organometallics*, 1996, **15**, 2523–2533; (f) S. Mansel, D. Thomas, C. Lefebvre, D. Heller, R. Kempe, W. Baumann and U. Rosenthal, *Organometallics*, 1997, **16**, 2886–2890; (g) L. W. M. Lee, W. E. Piers, M. Parvez, S. J. Rettig and V. G. Young, *Organometallics*, 1999, **18**, 3904–3912; (h) K. Tsuchiya, H. Kondo and H. Nagashima, *Organometallics*, 2007, **26**, 1044–1051; (i) T. Beweries, C. Fischer, S. Peitz, V. V. Burlakov, P. Arndt, W. Baumann, A. Spannenberg, D. Heller and U. Rosenthal, *J. Am. Chem. Soc.*, 2009, **131**, 4463–4469; (j) S. Zhang, W.-X. Zhang, J. Zhao and Z. Xi, *J. Am. Chem. Soc.*, 2010, **132**, 14042–14045; (k) Z. J. Lv, Z. Huang, J. Shen, W. X. Zhang and Z. Xi, *J. Am. Chem. Soc.*, 2019, **141**, 20547–20555.
- 23 Selected examples of conversion of metallacyclopropenes: (a) S. L. Buchwald, E. A. Lucas and J. C. Dewan, *J. Am. Chem. Soc.*, 1987, **109**, 4396–4397; (b) J. F. Hartwig, R. A. Andersen and R. G. Bergman, *J. Am. Chem. Soc.*, 1988, **111**, 2717–2719; (c) S. L. Buchwald, E. A. Lucas and W. M. Davis, *J. Am. Chem. Soc.*, 1989, **111**, 397–398; (d) M. A. Bennett and E. Wenger, *Organometallics*, 1995, **14**, 1267–1277; (e) S. Saito, K. Tando, C. Kabuto and Y. Yamamoto, *Organometallics*, 2000, **19**, 3740–3743; (f) K. R. Deaton and M. S. Gin, *Org. Lett.*, 2003, **5**, 2477–2480; (g) J. Zhang, S. Xing, J. Ren, S. Jiang and Z. Wang, *Org. Lett.*, 2015, **17**, 218–221; (h) Y. Sumida, T. Sumida, D. Hashizume and T. Hosoya, *Org. Lett.*, 2016, **18**, 5600–5603; (i) G. R. Kiel, S. C. Patel, P. W. Smith, D. S. Levine and T. D. Tilley, *J. Am. Chem. Soc.*, 2017, **139**, 18456–18459; (j) G. R. Kiel, M. S. Ziegler and T. D. Tilley, *Angew. Chem., Int. Ed.*, 2017, **56**, 4839–4844; (k) J. M. Kieser, R. J. Gilliard Jr, A. L. Rheingold, H. Grutzmacher and J. D. Protasiewicz, *Chem. Commun.*, 2017, **53**, 5110–5112; (l) G. R. Kiel, A. E. Samkian, A. Nicolay, R. J. Witzke and T. D. Tilley, *J. Am. Chem. Soc.*, 2018, **140**, 2450–2454; (m) M. Terada, Y. Nishii and M. Miura, *Chem. Commun.*, 2018, **54**, 2918–2921.
- 24 M. Luo, C. Zhu, L. Chen, H. Zhang and H. Xia, *Chem. Sci.*, 2016, **7**, 1815–1818.
- 25 M. Luo, L. Long, H. Zhang, Y. Yang, Y. Hua, G. Liu, Z. Lin and H. Xia, *J. Am. Chem. Soc.*, 2017, **139**, 1822–1825.
- 26 M. Luo, Y. Hua, K. Zhuo, L. Long, X. Lin, Z. Deng, Z. Lin, H. Zhang, D. Chen and H. Xia, *CCS Chem.*, 2020, **2**, 758–763.
- 27 P. J. Stephens and F. J. Devlin, *J. Phys. Chem.*, 1994, **98**, 11623–11627.
- 28 C. Peng, P. Y. Ayala and H. B. Schlegel, *J. Comput. Chem.*, 1996, **17**, 49–56.
- 29 J.-D. Chai and M. Head-Gordon, *Phys. Chem. Chem. Phys.*, 2008, **10**, 6615–6620.
- 30 F. Weigend and R. Ahlrichs, *Phys. Chem. Chem. Phys.*, 2005, **7**, 3297–3305.
- 31 A. V. Marenich, C. J. Cramer and D. G. Truhlar, *J. Phys. Chem. B*, 2009, **113**, 6378–6396.
- 32 E. D. Glendening, J. K. Badenhoop, A. E. Reed, J. E. Carpenter, J. A. Bohmann, C. M. Morales, C. R. Landis, and F. Weinhold. *NBO 6.0*, Theoretical Chemistry Institute, University of Wisconsin, Madison, WI, 2013.
- 33 P. v. R. Schleyer, C. Maerker, A. Dransfeld, H. Jiao and N. J. R. v. E. Hommes, *J. Am. Chem. Soc.*, 1996, **118**, 6317–6318.
- 34 Z. Chen, C. S. Wannere, C. Corminboeuf, R. Puchta and P. v. R. Schleyer, *Chem. Rev.*, 2005, **105**, 3842–3888.
- 35 H. Fallah-Bagher-Shaidei, C. S. Wannere, C. Corminboeuf, R. Puchta and P. v. R. Schleyer, *Org. Lett.*, 2006, **8**, 863–866.
- 36 M. J. Frisch, *et al.*, *Gaussian 09, revision E.01*, Gaussian, Inc., Wallingford CT, 2013.
- 37 R. Herges and D. Geuenich, *J. Phys. Chem. A*, 2001, **105**, 3214–3220.
- 38 D. Geuenich, K. Hess, F. Köhler and R. Herges, *Chem. Rev.*, 2005, **105**, 3758–3772.
- 39 F. Bernardi, A. Bottoni and G. P. Miscione, *J. Am. Chem. Soc.*, 1997, **119**, 12300–12305.
- 40 A. Hirai, M. Nakamura and E. Nakamura, *Chem. Lett.*, 1998, **27**, 927–928.
- 41 W.-H. Fang, D. L. Phillips, D. Wang and Y.-L. Li, *J. Org. Chem.*, 2002, **67**, 154–160.
- 42 D. Wang, D. L. Phillips and W.-H. Fang, *Organometallics*, 2002, **21**, 5901–5910.
- 43 C. Zhao, D. Wang and D. L. Phillips, *J. Am. Chem. Soc.*, 2002, **124**, 12903–12914.
- 44 M. Nakamura, A. Hirai and E. Nakamura, *J. Am. Chem. Soc.*, 2003, **125**, 2341–2350.
- 45 T. Wang, Y. Liang and Z.-X. Yu, *J. Am. Chem. Soc.*, 2011, **133**, 9343–9353.
- 46 C. Zhu, S. Li, Z. Cao, X. Lu, T. Wen, M. Luo, X. Zhou, Z. Xie, Y. Niu, M. Lin, P. v. R. Schleyer, J. Zhu and H. Xia, *Nat. Chem.*, 2013, **5**, 698–703.



- 47 C. Zhu, Y. Yang, M. Luo, C. Yang, J. Wu, L. Chen, G. Liu, T. Wen, J. Zhu and H. Xia, *Angew. Chem., Int. Ed.*, 2015, **127**, 6279–6283.
- 48 Q. Zhuo, J. Lin, Y. Hua, X. Zhou, Y. Shao, S. Chen, Z. Chen, J. Zhu, H. Zhang and H. Xia, *Nat. Commun.*, 2017, **8**, 1912–1918.
- 49 Z. Chu, G. He, X. Cheng, Z. Deng and J. Chen, *Angew. Chem., Int. Ed.*, 2019, **58**, 9174–9178.
- 50 H. Xia, G. He, H. Zhang, T. B. Wen, H. H. Y. Sung, I. D. Williams and G. Jia, *J. Am. Chem. Soc.*, 2004, **126**, 6862–6863.
- 51 S. H. Liu, W. S. Ng, H. S. Chu, T. B. Wen, H. Xia, Z. Y. Zhou, C. P. Lau and G. Jia, *Angew. Chem., Int. Ed.*, 2002, **41**, 1589–1591.
- 52 Q. Zhuo, H. Zhang, Y. Hua, H. Kang, X. Zhou, X. Lin, Z. Chen, J. Lin, K. Zhuo and H. Xia, *Sci. Adv.*, 2018, **4**, eaat0336.
- 53 M. Batuecas, R. Castro-Rodrigo, M. A. Esteruelas, C. García-Yebra, A. M. López and E. Oñate, *Angew. Chem., Int. Ed.*, 2016, **55**, 13749–13753.

