

EDGE ARTICLE

[View Article Online](#)
[View Journal](#) | [View Issue](#)Cite this: *Chem. Sci.*, 2020, **11**, 9488

All publication charges for this article have been paid for by the Royal Society of Chemistry

Received 20th June 2020
Accepted 29th July 2020

DOI: 10.1039/d0sc03422c

rsc.li/chemical-science

Synthetic studies toward longeracemine: a SmI_2 -mediated spirocyclization and rearrangement cascade to construct the 2-azabicyclo[2.2.1]heptane framework†

Keita Komine, Kyle M. Lambert, Quentin R. Savage, Joshua B. Cox and John L. Wood *

Longeracemine, a member of the *Daphniphyllum* family of alkaloids contains a novel carbon framework featuring a highly functionalized 2-azabicyclo[2.2.1]heptane core as part of an overall 5/6/5/5/6/5 skeleton. A synthetic intermediate containing the core of longeracemine has been efficiently prepared by employing a stereoselective SmI_2 -mediated cascade reaction to advance a 7-azabicyclo[2.2.1]heptadiene to a 2-azabicyclo[2.2.1]heptene that is functionally poised for conversion to the natural product.

Introduction

Since the isolation of daphnimacrine in 1909 by Yagi,^{1a} over 320 members of the *Daphniphyllum* family have been isolated from evergreen shrubs and trees from southeast Asia.¹ *Daphniphyllum* alkaloids have been shown to exhibit a wide variety of biological activities including cytotoxicity against a number of cancer cell lines, antioxidant properties, inhibition of platelet aggregation, insecticidal, and anti-HIV activity.^{1c,2g} In addition to their promising pharmacological profiles, these alkaloids are structurally diverse and possess a plethora of polycyclic fused structures, and as such, have gained a wide-interest in the synthetic community as highly sought-after and attractive targets for total synthesis.² The *Daphniphyllum* alkaloids isolated to date, have been found to contain 35 unique carbon frameworks,^{2g} and longeracemine, which was isolated in 2013 by Di and co-workers from the fruits of *Daphniphyllum longeracemosum*,³ possesses a novel structure consisting of a 2-azabicyclo[2.2.1]heptane core. Longeracemine's bicyclic system features a tertiary amine, eight alkyl substituents, and three contiguous quaternary carbons within an overall 5/6/5/5/6/5 skeleton (Fig. 1).

Recently, we reported an efficient assembly of the 2-azabicyclo[2.2.1]heptane core of **1** through an intramolecular [4+2] cycloaddition of 3*H*-pyrroles (Scheme 1).⁴ Exposure of diols **2a–b** to Swern oxidation, amine condensation, and an acid-mediated [4+2] cycloaddition afforded the desired bicycles **4a** and **4b** in 33% and 42% yields, respectively, in single pot

transformations; **2c** failed to afford **4c** (Scheme 1a). Employing optimized conditions, the reaction of a more functionalized diol (**5**), to access **7**, which is better poised for elaboration to longeracemine (**1**) compared to **4a–c** was explored (Scheme 1b). However, the [4+2] cycloaddition was found to be highly substrate dependent and the reaction of **5** failed to provide desired compound **7**.⁴ Based on these results, an alternative approach was required to construct the 2-azabicyclo[2.2.1]heptane framework. Herein, we report that a novel SmI_2 -mediated cascade reaction, involving a spirocyclization and rearrangement, affords a 2-azabicyclo[2.2.1]heptene framework that is suitably functionalized for advancement to **1** (Scheme 1c). The reaction proceeds in good yield, with excellent regio- and stereoselectivity.

Results and discussion

In 1958, Cristol and co-workers reported that the addition of aryl mercaptans to norbornadiene under radical conditions generates homoallyl radical **8**, which undergoes a reversible ring closure to form nortricyclene radical **9**, resulting in a (1 : 1) mixture of nortricyclene and norbornene products; products

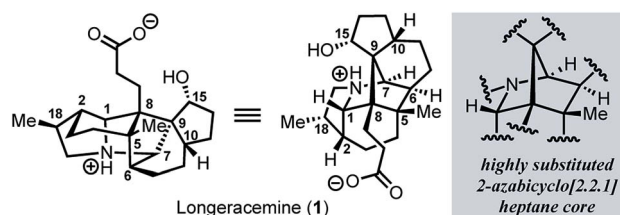
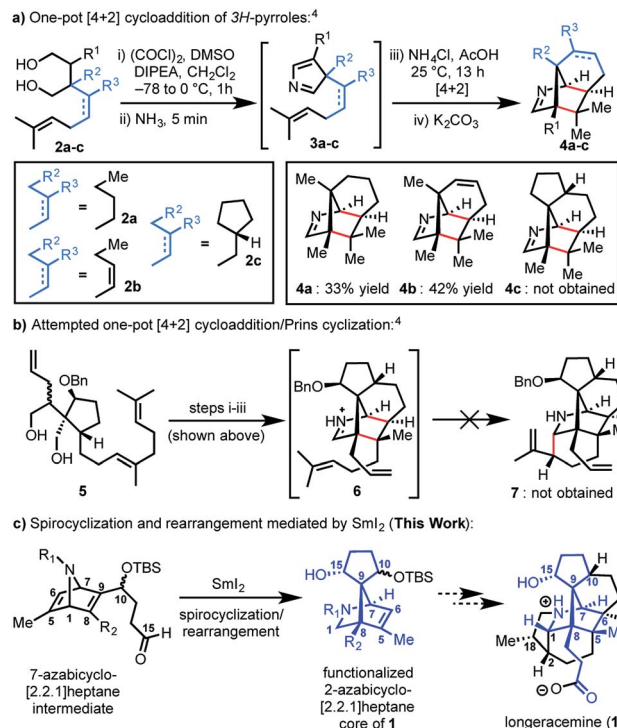


Fig. 1 Longeracemine (**1**) and the highly substituted 2-azabicyclo[2.2.1]heptane core.

Department of Chemistry and Biochemistry, Baylor University, One Bear Place 97348, Waco, TX 76798, USA. E-mail: john_l_wood@baylor.edu

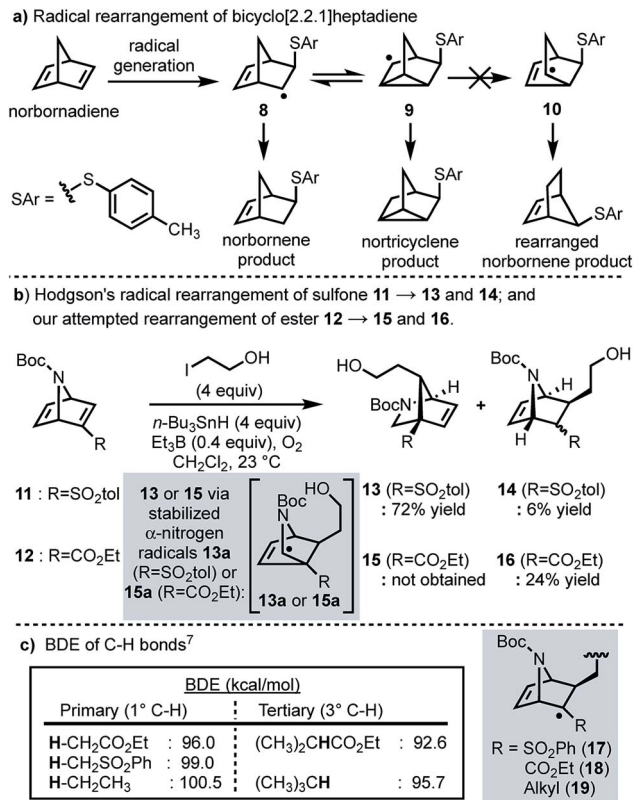
† Electronic supplementary information (ESI) available: Experimental procedures, NMR spectral data, FTIR data, and HRMS data. See DOI: 10.1039/d0sc03422c



Scheme 1 (a) Our previous work involving an intramolecular [4+2] cycloaddition; (b) our attempted tandem [4+2] cycloaddition/Prins cyclization; (c) SmI₂ mediated spirocyclization/rearrangement to afford the 2-azabicyclo[2.2.1]heptane core of **1**; DMSO = dimethylsulfoxide, DIPEA = diisopropylethylamine, Bn = benzyl, TBS = *tert*-butyldimethylsilyl.

resulting from rearranged norbornene radical **10** were never observed (Scheme 2a).⁵ More recently, Hodgson and co-workers have reported a selective radical rearrangement of 7-azabicyclo[2.2.1]heptadienes that is guided by the increased stability of a resultant α -nitrogen radical *versus* a secondary alkyl radical (*cf.* **13a** to **10**; Scheme 2b).^{6,7} In one instance, Hodgson demonstrated that treatment of vinyl sulfone **11** with 2-iodoethanol and an excess of tributyltin hydride in presence of a catalytic amount of triethylborane and oxygen afforded the rearranged adduct **13** in 72% yield.^{7a} Given the range of substrates evaluated and seemingly robust nature of this transformation,⁷ we envisioned that this radical rearrangement could be performed in more complex systems and perhaps prove useful for construction of the bicyclic framework of longeracemine (**1**).

In considering the application of Hodgson's rearrangement to **1**, we first focused our attention on the sulfone moiety. Although advancing the derived neopentyl sulfones might be possible in a synthesis, substrates wherein sulfur is replaced by carbon were envisioned as much more viable. Thus, in an initial study we evaluated whether this rearrangement could be performed on the respective ester. To this end we prepared ethyl ester **12** which, upon exposure to Hodgson's conditions, was found to exclusively afford the non-rearranged product **16** in 24% yield (Scheme 2b). The failure of the intermediate radical derived from **12** to undergo rearrangement and furnish **15**, compared to the efficient conversion of **11** to **13**, clearly

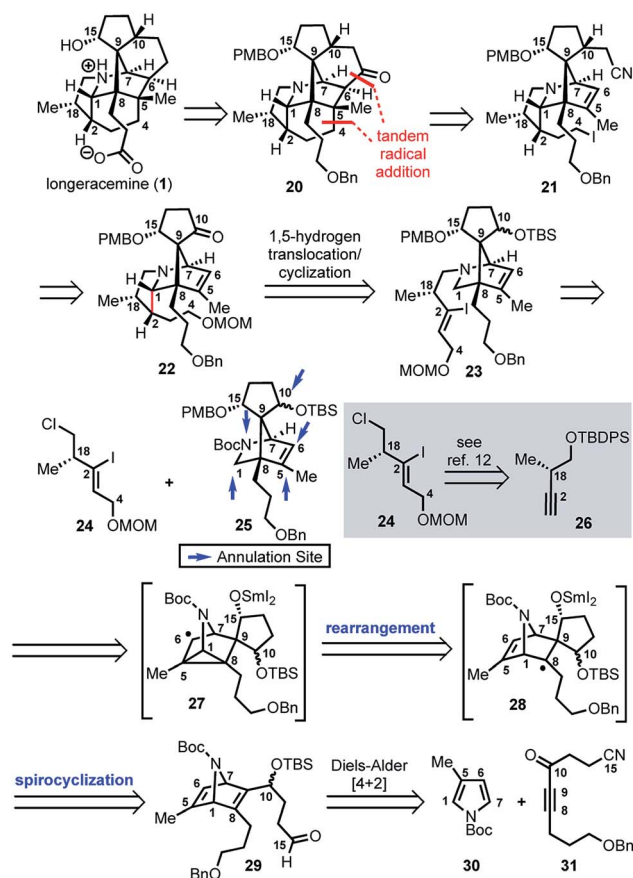


Scheme 2 (a) Radical rearrangement of bicyclo[2.2.1]heptadiene; (b) radical rearrangements of 7-azabicyclo[2.2.1]heptadienes; (c) BDEs of relevant C-H bonds.

indicated that the electron-withdrawing nature of the substituent α to the intermediate radical (sulfone *vs.* ester) was important as well, not just the increased stability of the terminal α -nitrogen radical (*i.e.* **13a** *versus* **10**). Thus, we considered the differences in the known bond dissociation energies (BDE) of C-H bonds adjacent to ester, sulfone, and alkyl moieties (Scheme 2c).⁸ The BDE of a primary C α -H bond for an ester is lower than that of a sulfone or an alkyl group; 96.0 *vs.* 99.0 and 100.5 kcal mol⁻¹, respectively (Scheme 2c). The BDE of the C α -H bond of a tertiary sulfone has, to our knowledge, not been reported, however, by analogy one might anticipate it as being similar to the C-H bond of a tertiary alkyl group (95.7 kcal mol⁻¹; Scheme 2c). Thus, we anticipated that replacing the sulfone with an alkyl group (*cf.* **17** and **19**) would result in a slightly more reactive intermediate, thereby facilitating the desired rearrangement.

Based on these preliminary results, as illustrated retrosynthetically in Scheme 3, we envisioned that longeracemine (**1**) would be derived from ketone **20**, which would, in turn, arise from iodide **21** *via* tandem radical cyclization (Scheme 3).⁹ To access iodide **21**, we considered an approach from **22** that called for homologation at the C10 ketone with acetonitrile¹⁰ and iodination at C4. For the stereoselective synthesis of **22**, we seek to employ vinyl iodide **23** in a SnBu₃H or SmI₂-mediated 1,5-hydrogen translocation to afford an α -aminoalkyl radical which would be followed by a 5-*exo*-trig cyclization.¹¹ Vinyl iodide **23**

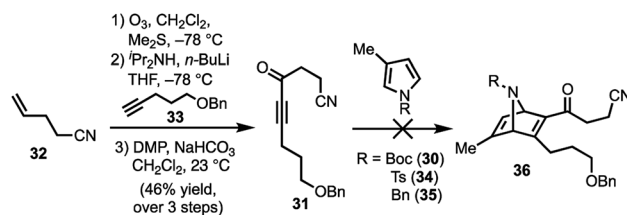




Scheme 3 Retrosynthesis of longeracemine (1); PMB = *p*-methoxybenzyl, Boc = *t*-butoxycarbonyl.

would arise from deprotection and *N*-alkylation of 25 with 24, available from 26.¹² Key intermediate 25 would, in turn, arise from 29 *via* a tandem radical spirocyclization/rearrangement sequence triggered by initial formation of a Sm-derived ketyl radical.^{13,14} Spirocyclization of the ketyl in a 5-*exo*-trig-fashion would afford tertiary radical 28 which, in contrast to the analogous radical derived from 12, was anticipated to undergo rearrangement to intermediate cyclopropane 27. Subsequent homolysis of the C1–C5 bond in 27 and hydrogen atom abstraction,^{7b,15} or further reduction of the stabilized α -nitrogen radical by excess SmI₂ to the secondary Sm-anion¹⁶ followed by protonation, would then deliver 25. We anticipated that 29 could be prepared from *N*-Boc pyrrole 30 and dienophile 31 by a Diels–Alder reaction.

Our synthetic efforts began with the preparation of aldehyde 29 *via* a Diels–Alder reaction (Scheme 4). Ozonolysis of commercially available nitrile 32, followed by nucleophilic alkylation with 33,¹⁷ and oxidation of the resulting alcohol furnished 31. Next, we examined various thermal and Lewis acid conditions to promote the [4+2] cycloaddition of pyrroles 30, 34, and 35; however, desired bicycle 36 was not obtained.^{18,19} Since pyrroles are generally poor dienes for the Diels–Alder reaction and can react with dienophiles to afford Michael addition products, we sought to alter the electron-withdrawing nature of the dienophile (Table 1).^{20,21}



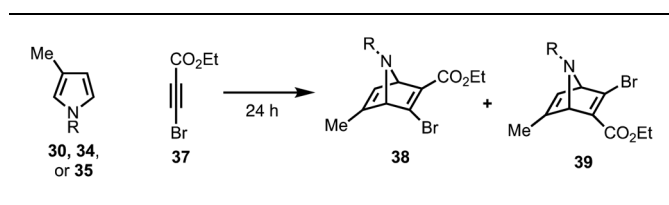
Scheme 4 Attempt to perform the Diels–Alder reaction of 31 with pyrroles 30, 34, and 35; DMP = Dess–Martin periodinane.

To this end, we examined the use of ethyl 3-bromopropiolate 37, under thermal conditions (Table 1). Treatment of 30²² or 34²³ with 37²⁴ at 90 °C under neat conditions, afforded mixtures (4 : 1) of *N*-Boc and *N*-Ts protected regiomers 38 and 39 in 39% and 14% yield, respectively (entries 1–2), as well as Michael adducts. Reversing the ratio of pyrrole to alkyne from 2 : 1 to 1 : 2, respectively, improved the overall yields (entries 3–4) while increasing the temperature proved ineffective (entry 5). Notably, the use of a relatively electron-rich *N*-benzyl pyrrole (35) failed to furnish any cycloaddition products (entry 6).

With *N*-Boc-38 in hand, we moved to prepare key intermediate 29 (Scheme 5). The regiomeric mixture containing *N*-Boc-38 was subjected to an organocopper coupling²⁵ with 40 to afford 41 in 88% yield. Ester 41 was then converted to aldehyde 42 by DIBAL-H reduction and subsequent Dess–Martin oxidation of the resulting alcohol. At this point, chromatography allowed removal of the unwanted regiomers and isolation of 42. Next, aldehyde 42 was subjected to Grignard reagent 43 in the presence of CeCl₃, which suppresses 1,4-addition and facilitates production of the desired alcohol 44 (71% yield).²⁶ Protection of the secondary alcohol in 44 with TBSOTf, followed by deprotection of the PMB-ether (DDQ) and Dess–Martin oxidation of the resulting alcohol delivers aldehyde 29.

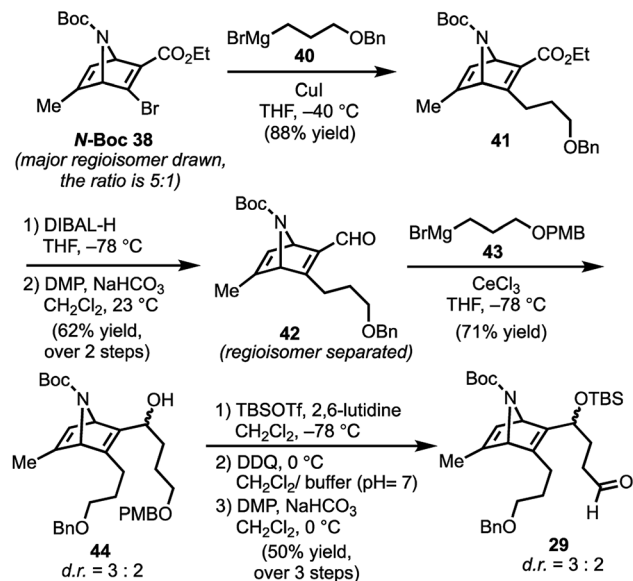
With 29 in hand, we were able to investigate the key SmI₂-mediated spirocyclization/rearrangement cascade (Scheme 6).

Table 1 Diels–Alder reaction of pyrroles (30, 34, or 35) with 37



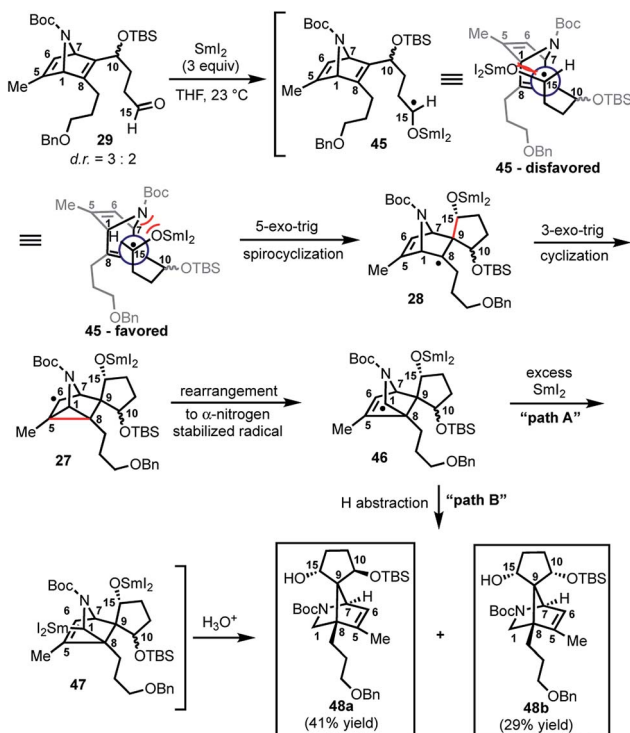
Entry	R	Temperature	Pyrrole (30, 34, 35)	Alkyne (37)	Yield ^a (%)
1	Boc (30)	90 °C	2 equiv.	1 equiv.	39% (4 : 1)
2	Ts (34)	90 °C	2 equiv.	1 equiv.	14% (4 : 1)
3	Boc (30)	90 °C	1 equiv.	2 equiv.	55% (5 : 1)
4	Ts (34)	90 °C	1 equiv.	2 equiv.	21% (3 : 1)
5	Ts (34)	110 °C	1 equiv.	2 equiv.	0%
6	Bn (35)	90 °C	1 equiv.	2 equiv.	0%

^a Yield (%) refers to the isolated yields of the mixture; ratios of the products (38 : 39) were determined by ¹H NMR analysis of the mixture; Ts = *p*-toluenesulfonyl.

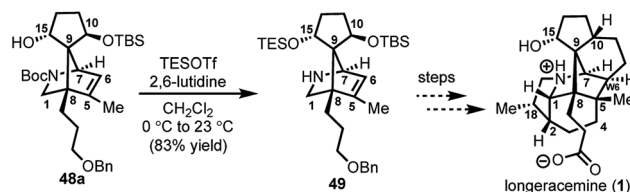


Scheme 5 Preparation of key intermediate 29; DIBAL-H = diisobutylaluminum hydride, TBSOTf = *tert*-butyldimethylsilyl tri-fluoromethanesulfonate; DDQ = 2,3-dichloro-5,6-dicyano-1,4-benzoquinone.

In the event, treatment of 29 with three molar equivalents of SmI_2 in THF at 23 °C for 1 h furnished desired 2-azabicyclo[2.2.1]heptenes **48a** and **48b** in good yield with excellent site selectivity, and in a stereoselective fashion. We were delighted to find that reaction proceeds under these very mild conditions,



Scheme 6 SmI_2 -mediated spirocyclization/rearrangement cascade to construct key bicyclic framework 25.



Scheme 7 C15 hydroxyl protection of **48a** and concomitant Boc removal to afford **49**; TESOTf = triethylsilyl trifluoromethanesulfonate.

and exclusively affords the C-15 hydroxyl stereochemistry necessary to access **1** as evident by ^1H NOESY analysis; a strong NOE correlation is observed between the C15 hydrogen and the equatorial C1 hydrogen in both **48a** and **48b**.²⁷ Mechanistically, we believe that ketyl radical **45** is generated *via* reaction of SmI_2 with aldehyde **29** (Scheme 6). Subsequent 5-*exo*-trig spirocyclization of **45** furnishes tertiary radical **28** wherein the newly formed stereogenic center derives from the ketyl radical (**45**) engaging the olefin from the least hindered face with the C(15) hydrogen over the ring system thereby avoiding steric repulsion between the bicycle and the OSmI_2 moiety (*cf.*, **45-disfavored** and **45-favored**). Finally, the intermediate tertiary radical (**28**) undergoes a 3-*exo*-trig cyclization to radical **27**, which then rapidly fragments^{7b} to afford the stabilized α -nitrogen radical **46**. Termination of the sequence can occur through two possible pathways, which efficiently delivers **48a** and **48b** as a pair of inconsequential epimers (3 : 2) at C10 in a combined isolated yield of 70%. One pathway involves the further reduction of **46** in the presence of excess SmI_2 ,¹⁶ to dipole-stabilized Sm-anion **47**²⁸ followed by protonation ("path A"; Scheme 6). A second, more direct pathway involves hydrogen atom abstraction by **46** ("path B"; Scheme 6). Experimentally, quenching of the terminal reactive species was attempted with D_2O and CH_3OD at -78°C to effect deuterium exchange, however, no deuterium incorporation was ever observed and **48a** and **48b** were cleanly afforded; thus, H-atom abstraction from the THF solvent (path B; Scheme 6) cannot be ruled out at this time. Additionally, when the sequence is conducted with 2 molar equivalents of SmI_2 *versus* 3 molar equivalents, **48a** and **48b** are produced a significantly reduced yield of 42%, lending support for "path A" over "path B", which would not require an excess of SmI_2 . Regardless, of the details of the termination sequence, the SmI_2 -mediated cascade stereoselectively forges two adjacent all-carbon quaternary centers and sets the correct stereochemistry at the C-15 hydroxyl necessary to access **1**. Protection of the C15 secondary alcohol as a triethylsilyl (TES) ether can be accomplished using triethylsilyl trifluoromethanesulfonate and 2,6-lutidine; concomitant removal of the Boc group, which conveniently reveals the secondary amine, as demonstrated with **48a** \rightarrow **49**, and sets the stage for further advancement of **49** to **1** (Scheme 7).²⁷

Conclusions

In conclusion, we have accessed the 2-azabicyclo[2.2.1]heptane framework of longeracemine (**1**) *via* a novel SmI_2



spirocyclization/rearrangement cascade. The reaction proceeds under mild conditions, in good yield, with excellent site selectivity, and in a stereoselective fashion. Our efforts to implement this rearrangement in a complex setting revealed that success is dependent on the stability of the radical intermediate (e.g., 17–19, and 28), which can be estimated by considering the BDE of corresponding C–H bond. Investigation of the biological activity of the intermediates produced in this synthetic sequence along with efforts to complete their advancement to longeracemine (1) are currently underway and will be reported in due course.

Conflicts of interest

There are no conflicts to declare.

Acknowledgements

We gratefully acknowledge financial support from Baylor University, the Welch Foundation (Chair, AA-006), the Cancer Prevention and Research Institute of Texas (CPRIT, R1309), the National Science Foundation (NSF, CHE-1764240), and the National Institute of General Medical Sciences of the National Institutes of Health (NIGMS-NIH, R01GM136759). K. M. L. is grateful for an NIH NRSA postdoctoral fellowship (NIGMS-NIH, F32GM129969).

Notes and references

- (a) S. Yagi, *Kyoto Pharmaceutical Science Journal*, 1909, **6**, 208–222; (b) J. Kobayashi and T. Kubota, *Nat. Prod. Rep.*, 2009, **26**, 936–962; (c) H. Wu, X. Zhang, L. Ding, S. Chen, J. Yang and X. Xu, *Planta Med.*, 2013, **79**, 1589–1598.
- For examples of recent total syntheses of *Daphniphyllum* alkaloids, see: (a) W. Zhang, M. Ding, J. Li, Z. Guo, M. Lu, Y. Chen, L. Liu, Y.-H. Shen and A. Li, *J. Am. Chem. Soc.*, 2018, **140**, 4227–4231; (b) H. Shi, I. N. Michaelides, B. Darses, P. Jakubec, Q. N. N. Nguyen, R. S. Paton and D. J. Dixon, *J. Am. Chem. Soc.*, 2017, **139**, 17755–17758; (c) A. Shvartsbart and A. B. Smith, *J. Am. Chem. Soc.*, 2015, **137**, 3510–3519; (d) Z. Lu, Y. Li, J. Deng and A. Li, *Nat. Chem.*, 2013, **5**, 679–684; (e) X. Chen, H.-J. Zhang, X. Yang, H. Lv, X. Shao, C. Tao, H. Wang, B. Cheng, Y. Li, J. Guo, J. Zhang and H. Zhai, *Angew. Chem., Int. Ed.*, 2018, **57**, 947–951; for reviews, see: (f) B. Kang, P. Jakubec and D. J. Dixon, *Nat. Prod. Rep.*, 2014, **31**, 550–562; (g) A. K. Chattopadhyay and S. Hanessian, *Chem. Rev.*, 2017, **117**, 4104–4146.
- Q. Zhang, Y. Zhang, T.-Q. Yang, Y.-T. Di and X.-J. Hao, *RSC Adv.*, 2013, **3**, 9658–9661.
- J. B. Cox and J. L. Wood, *Tetrahedron*, 2018, **74**, 4539–4549.
- (a) S. J. Cristol, G. D. Brindell and J. A. Reeder, *J. Am. Chem. Soc.*, 1958, **80**, 635–640; (b) S. J. Cristol and D. I. Davies, *J. Org. Chem.*, 1964, **29**, 1282–1284; (c) C. R. Warner, R. J. Strunk and H. G. Kuivila, *J. Org. Chem.*, 1966, **31**, 3381–3384; (d) D. C. Nonhebel, *Chem. Soc. Rev.*, 1993, **22**, 347–359; (e) A. Studer and M. Bossart, *Tetrahedron*, 2001, **57**, 9649–9667.
- D. J. Pasto, R. Krasnansky and C. Zercher, *J. Org. Chem.*, 1987, **52**, 3062–3072.
- (a) D. M. Hodgson, C. R. Maxwell and I. R. Matthews, *Synlett*, 1998, 1349–1350; (b) D. M. Hodgson, M. W. P. Bebbington and P. Willis, *Chem. Commun.*, 2001, 889–890; (c) D. M. Hodgson, C. R. Maxwell, R. Wisedale, I. R. Matthews, K. J. Carpenter, A. H. Dickenson and S. J. Wonnacott, *J. Chem. Soc., Perkin Trans. 1*, 2001, 3150–3158; (d) D. M. Hodgson, M. W. P. Bebbington and P. Willis, *Org. Lett.*, 2002, **4**, 4353–4356; (e) D. M. Hodgson, M. W. P. Bebbington and P. Willis, *Org. Biomol. Chem.*, 2003, **1**, 3787–3798; (f) D. M. Hodgson, M. L. Jones, C. R. Maxwell, O. Ichihara and I. R. Matthews, *Org. Biomol. Chem.*, 2003, **1**, 3787–3798; (g) D. M. Hodgson, S. Hachisu and M. D. Andrews, *Org. Lett.*, 2005, **7**, 815–817; (h) D. M. Hodgson, S. Hachisu and M. D. Andrews, *Synlett*, 2005, 1267–1270; (i) D. M. Hodgson and J.-M. Galano, *Org. Lett.*, 2005, **7**, 2221–2224; (j) D. M. Hodgson, S. Hachisu and M. D. Andrews, *J. Org. Chem.*, 2005, **70**, 8866–8876; (k) D. M. Hodgson and L. H. Winning, *Synlett*, 2006, 2476–2479; (l) D. M. Hodgson, M. L. Jones, C. R. Maxwell, A. R. Cowley, A. L. Thompson, O. Ichihara and I. R. Matthews, *Tetrahedron*, 2009, **65**, 7825–7836.
- Y. R. Luo, *Comprehensive Handbook of Chemical Bond Energies*, CRC Press, Boca Raton, FL, 2007.
- R. Tsang and B. Fraser-Reid, *J. Am. Chem. Soc.*, 1986, **108**, 2116–2117.
- D. Kim, B.-M. Park and J. Yun, *Chem. Commun.*, 2005, 1755–1757 and references cited therein.
- (a) J. Robertson, M. A. Peplow and J. Pillai, *Tetrahedron Lett.*, 1996, 5825–5828; (b) M. Murakami, M. Hayashi and Y. Ito, *Appl. Organomet. Chem.*, 1995, 385–397 and references cited therein; (c) K. Campos, *Chem. Soc. Rev.*, 2007, **36**, 1069–1084 and references cited therein.
- (a) E. O. Onyango, J. Tsurumoto, N. Imai, K. Takahashi, J. Ishihara and S. Hatakeyama, *Angew. Chem., Int. Ed.*, 2007, **46**, 6703–6705; (b) B. M. Trost and J. P. N. Papillon, *J. Am. Chem. Soc.*, 2004, **126**, 13618–13619.
- For examples of total syntheses using SmI₂, see: (a) C. Beemelmans and H.-U. Reissig, *Angew. Chem., Int. Ed.*, 2010, **49**, 8021–8025; (b) T. Xu, C.-C. Li and Z. Yang, *Org. Lett.*, 2011, **13**, 2630–2633; (c) J. Y. Cha, J. T. S. Yeoman and S. E. Reisman, *J. Am. Chem. Soc.*, 2011, **133**, 14964–14967; (d) S. Breitler and E. M. Carreir, *Angew. Chem., Int. Ed.*, 2013, **52**, 11168–11171; (e) N. J. Fazakerley, M. D. Helm and D. J. Procter, *Chem.-Eur. J.*, 2013, **19**, 6718–6723; (f) I. Paterson, M. Xuan and S. M. Dalby, *Angew. Chem., Int. Ed.*, 2014, **53**, 7286–7289; (g) S. Pan, B. Gao, J. Hu, J. Xuan, H. Xie and H. Ding, *Chem.-Eur. J.*, 2016, **22**, 959–970; (h) J. Gong, H. Chen, X.-Y. Liu, Z.-X. Wang, W. Nie and Y. Qin, *Nat. Commun.*, 2016, **7**, 12183–12188; (i) E. P. Farney, S. S. Feng, F. Schäfers and S. E. Reisman, *J. Am. Chem. Soc.*, 2018, **140**, 1267–1270; (j) J. C. Leung, A. A. Bedermann, J. T. Njardarson, D. A. Spiegel, G. K. Murphy, N. Hama, B. M. Twenter, P. Dong, T. Shirahata, I. M. McDonald, M. Inoue, N. Taniguchi, T. C. McMahon, C. M. Schneider, N. Tao,



- B. M. Stoltz and J. L. Wood, *Angew. Chem., Int. Ed.*, 2018, **57**, 1991–1994.
- 14 For reviews on the use of SmI_2 in synthesis, see: (a) D. J. Edmonds, D. Johnston and D. J. Procter, *Chem. Rev.*, 2004, **104**, 3371–3403; (b) K. C. Nicolaou, S. P. Ellery and J. S. Chen, *Angew. Chem., Int. Ed.*, 2009, **48**, 7140–7165; (c) M. Szostak, M. Spain and D. J. Procter, *Chem. Soc. Rev.*, 2013, **42**, 9155–9183; (d) M. Szostak, N. J. Fazakerley, D. Parmar and D. J. Procter, *Chem. Rev.*, 2014, **114**, 5959–6039; (e) D. J. Procter, R. A. Flowers II and T. Skrydstrup, *Organic Synthesis using Samarium Diiodide: A Practical Guide*, RSC Publishing, Cambridge, 2009.
- 15 J. H. Rigby and C. Pigge, *Tetrahedron Lett.*, 1996, **37**, 2201–2204.
- 16 (a) C. Beemelmans and H.-U. Reissig, *Pure Appl. Chem.*, 2011, **83**, 507–518; (b) D. P. Curran and M. J. Totleben, *J. Am. Chem. Soc.*, 1992, **114**, 6050–6058.
- 17 E. D. Slack, C. M. Gabriel and B. H. Lipshutz, *Angew. Chem., Int. Ed.*, 2014, **53**, 14051–14054.
- 18 (a) K. C. Nicolaou, P. S. Baran, Y.-L. Zhong, H.-S. Choi, W. H. Yoon, Y. He and K. C. Fong, *Angew. Chem., Int. Ed.*, 1999, **38**, 1669–1675; (b) N. Waizumi, T. Itoh and T. Fukuyama, *J. Am. Chem. Soc.*, 2000, **122**, 7825–7826.
- 19 K. C. Nicolaou, S. A. Snyder, T. Montagnon and G. Vassilikogiannakis, *Angew. Chem., Int. Ed.*, 2002, **41**, 1668–1698.
- 20 Z. Chen and M. L. Trudell, *Chem. Rev.*, 1996, **96**, 1179–1193.
- 21 Ethynyl *p*-tolyl sulfones have high reactivity toward pyrroles, however, such dienophiles are not suitable to access to **1**.
- 22 T. Ikawa, A. Takagi, Y. Kurita, K. Saito, K. Azechi, M. Egi, K. Kakiguchi, Y. Kita and S. Akai, *Angew. Chem., Int. Ed.*, 2010, **49**, 5563–5566.
- 23 P. Folly, PhD dissertation, University of Fribourg, Fribourg, Switzerland, 2000.
- 24 F. Beltran, I. Fabre, I. Ciofini and L. Miesch, *Org. Lett.*, 2017, **19**, 5042–5045.
- 25 C. Zhang and M. L. Trudell, *Tetrahedron*, 1998, **54**, 8349–8354.
- 26 T. Imamoto, N. Takiyama, K. Nakamura, T. Hatajima and Y. Kamiya, *J. Am. Chem. Soc.*, 1989, **111**, 4392–4398.
- 27 See the ESI† for further details.
- 28 (a) P. Beak and W. J. Zajdel, *J. Am. Chem. Soc.*, 1984, **106**, 1010–1018; (b) W. F. Bailey, P. Beak, S. T. Kerrick, S. Ma and K. B. Wiberg, *J. Am. Chem. Soc.*, 2002, **124**, 1889–1896.

