



 Cite this: *RSC Adv.*, 2021, 11, 3452

 Received 13th December 2020
 Accepted 8th January 2021

DOI: 10.1039/d0ra10472h

rsc.li/rsc-advances

Recent developments and perspectives in the copper-catalyzed multicomponent synthesis of heterocycles

 Jaleel Fairoosa,^a Mohan Neetha^a and Gopinathan Anilkumar *^{abc}

Heterocyclic compounds have become an inevitable part of organic chemistry due to their ubiquitous presence in bioactive compounds. Copper-catalyzed multicomponent synthesis of heterocycles has developed as the most convenient and facile synthetic route towards complex heterocyclic motifs. In this review, we discuss the advancements in the field of copper-catalyzed multicomponent reactions for the preparation of heterocycles since 2018.

1. Introduction

Synthesis of heterocycles is one among the most significant and widely explored chemical transformations. Efforts towards the development of new synthetic methodologies for the easy generation of heterocycles are constantly increasing due to their omnipresent nature in naturally occurring as well as pharmaceutically relevant compounds, biological processes (as vitamins, DNA, RNA, ATP, enzymes, coenzymes, and serotonin) and in industry (as additives and modifiers).¹ Among the various heterocyclic compounds N-containing heterocycles are

prominent and have widespread applications in pharmaceuticals,² agrochemicals, catalysis, and coordination chemistry.³ Moreover, the high solubility and salt formation ability of N-heterocycles make them more significant in drug development.⁴ Oxygen⁵ and sulfur⁶-containing heterocycles are also widely synthesized and studied nowadays.

Among the various synthetic methods developed for heterocycle synthesis, transition metal-catalyzed multicomponent reactions (MCRs) are well established. Transition metals generally used in these reactions include palladium, copper, nickel, cobalt, zinc, iron and manganese. Copper-catalyzed reactions are having high acceptance in organic synthesis due to their natural abundance, low toxicity, sustainability and low cost, and copper has turned out as a practical alternative for expensive noble metal like palladium in catalysis.⁷ Numerous novel reactions catalyzed by copper reported in the last decade unveil the significance of copper in transition metal catalysis.

^aSchool of Chemical Sciences, Mahatma Gandhi University, Priyadarsini Hills PO, Kottayam, Kerala 686 560, India. E-mail: anilgi1@yahoo.com; anil@mgu.ac.in

^bAdvanced Molecular Materials Research Centre (AMMRC), Mahatma Gandhi University, Priyadarsini Hills PO, Kottayam, Kerala 686 560, India

^cInstitute for Integrated Programmes and Research in Basic Sciences (IIRBS), Mahatma Gandhi University, Priyadarsini Hills PO, Kottayam, Kerala 686 560, India



Jaleel Fairoosa was born in Wayanad, Kerala, India. She received her B.Sc. degree (2017) from the Department of Chemistry, Sir Syed College, Taliparamba and M.Sc. degree (2019) from the School of Chemical Sciences, Mahatma Gandhi University, Kottayam. Her research interests revolve around the development of new catalytic methodologies in synthetic organic chemistry and

employing this methodology to make medicinally relevant compounds.



Mohan Neetha was born in 1996 in Ernakulam, Kerala, India. She pursued her B.Sc. Degree at St. Albert's College, Ernakulam in 2016 and her M.Sc. Degree at Sacred Heart College, Thevara in 2018. She acquired First rank in B.Sc. Chemistry Examination held in 2016 from Mahatma Gandhi University, Kottayam. She qualified KSCSTE Fellowship-2018 as well as CSIR-UGC National Eligibility

Test – 2019 and is presently doing her doctoral research under the guidance of Dr G. Anilkumar at the School of Chemical Sciences, Mahatma Gandhi University, Kottayam.



Copper with different oxidation states are employed in multi-component heterocycle formation and has emerged as the most applicable and effective catalyst among transition metals. Nowadays, copper nanoparticles are also efficiently used as catalysts in several chemical reactions and exhibit remarkable benefits.

Multicomponent heterocycle synthesis is an efficient and convenient method for the construction of complex heterocycles and in these one pot reactions three or more components react to form the target organic compounds. The first MCR accomplished was “benzoylazotide” synthesis from bitter almond oil and ammonia *via* benzaldehyde and hydrogen cyanide, done by Laurent and Gerhardt⁸ in 1838. In 1850, Strecker officially reported a multicomponent reaction for α -aminocyanide preparation. MCRs poses several advantages including higher product yield, reproducibility, simple reaction profiles and shorter reaction times.⁹ They also allow incorporation of numerous reactive functionalities into selected molecules by fewer steps which is often complicated in classical techniques. The main classifications of MCRs are consecutive reactions, domino-type reactions and sequential reactions.¹⁰ MCRs are frequently employed in drug development due to their competence in construction of multiple bonds and chemically flexible motifs. Simple execution, high atom economy, environmental-friendliness and simple purification made these reactions equally popular in academic and industrial research. Reviews on copper-catalyzed synthesis of

aromatic heterocycles having single heteroatom¹¹ and synthesis of nitrogen-containing heterocyclic compounds catalyzed by copper/*L*-proline¹² have been reported. In 2018, our group has published a review on copper-catalyzed multicomponent synthesis of heterocycles.¹¹ Owing to the high importance of copper-catalyzed synthesis of heterocycles, we hereby summarize the recent advancements in copper-catalyzed multicomponent synthesis of heterocycles covering literature since 2018.

2. Synthesis of heterocycles

For clarity, the topic is classified according to the size of the heterocycle formed.

2.1. Heterocyclic compounds

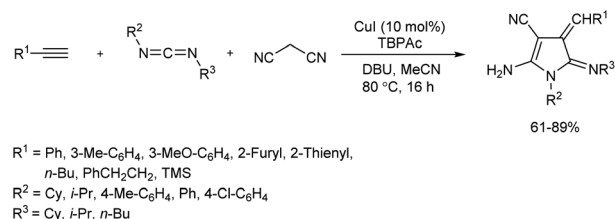
2.1.1. Five-membered heterocyclic compounds with one heteroatom. An efficient catalytic protocol towards pyrrole derivatives has been reported *via* a multicomponent reaction of terminal alkynes, malononitrile and carbodiimides in presence of CuI in anhydrous MeCN, which afforded the desired products in good yields (Scheme 1).¹³ DBU (1,8-diazabicyclo[5.4.0]undec-7-ene) was the most suitable base for this reaction, and presence of copper(I) source and the additive tetrabutylphosphonium acetate (TBPAC) played a crucial role in the formation of the corresponding product in good amount. The substrate scope studies were carried out using diverse carbodiimides and terminal alkynes. Groups such as isopropyl and cyclohexyl on carbodiimide were well tolerated, and carbodiimides with a combination of aromatic and aliphatic substituents also showed good reactivity towards pyrrole synthesis. While methyl- and methoxy-substituted phenyl acetylenes gave good yield of target product, reaction using heteroaromatic alkynes resulted in excellent yields of product. Moderate yields of pyrroles were obtained when aliphatic alkynes were employed in the reaction.

1,3-Dihydro-2*H*-pyrrol-2-one is widely found in bioactive compounds.¹⁴ A novel three-component reaction of acetylenedicarboxylates, alkylamines, and α -bromocarbonyls for the preparation of small library of fully-substituted 1,3-dihydro-2*H*-pyrrol-2-ones was discussed (Scheme 2).¹⁵ The team of researchers succeeded in realizing Heck-type coupling of *in situ*-generated trisubstituted alkene with a tertiary alkyl bromide for the first time. The multicomponent annulation gave better results with copper(II) triflate as catalyst in the presence of a ligand, and all the 2,2'-bipyridine ligands used gave good results. Moreover, a weak base was found more effective and



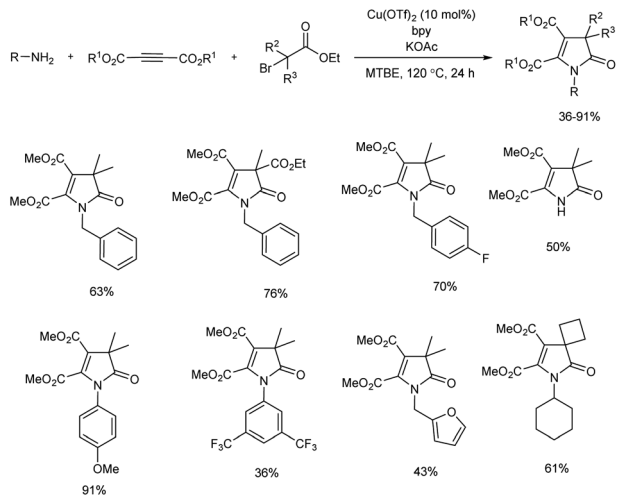
Gopinathan Anilkumar was born in Kerala, India and took his PhD in 1996 at the Regional Research Laboratory (renamed as the National Institute for Interdisciplinary Science and Technology NIIST-CSIR), Trivandrum with Dr Vijay Nair. He did post-doctoral studies at the University of Nijmegen, The Netherlands (with Professor Binne Zwanenburg), Osaka University, Japan (with Professor Yasuyuki Kita),

Temple University, USA (with Professor Franklin A. Davis), the Leibniz-Institut für Organische Katalyse (IfOK), Rostock, Germany (with Professor Matthias Beller) and the Leibniz-Institut für Katalyse (LIKAT), Rostock, Germany (with Professor Matthias Beller). He was a senior scientist at AstraZeneca (India). Currently he is Professor in Organic Chemistry at the School of Chemical Sciences, Mahatma Gandhi University in Kerala, India. His research interests are in the areas of organic synthesis, medicinal chemistry, heterocycles and catalysis. He has published more than 100 papers in peer-reviewed journals, 7 patents, three book chapters and edited two books entitled “Copper Catalysis in Organic Synthesis” (Wiley-VCH, 2020) and “Green Organic Reactions” (Springer, in press). He has received a Dr S. Vasudev Award from the Govt. of Kerala, India for best research (2016) and an Evonik research proposal competition award (second prize 2016). His *h*-index is 30.



Scheme 1 Synthesis of pyrrole derivatives from terminal alkynes, carbodiimides and malononitrile.

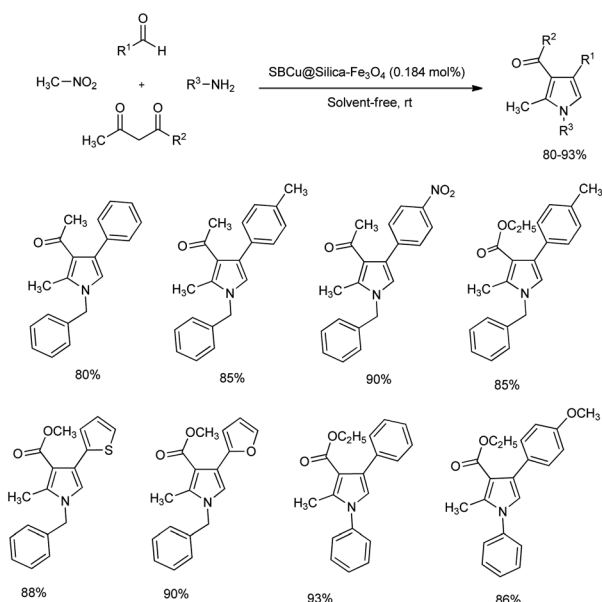




Scheme 2 Multicomponent synthesis of 1,3-dihydro-2H-pyrrol-2-one.

KOAc was used in all reactions. Substrate scope of this cascade process was evaluated and a broad substrate scope was exhibited by the present protocol. The control experiments carried out using TEMPO (2,2,6,6-tetramethylpiperidine *N*-oxyl) and DPE (1,1-diphenylethylene) confirmed the radical transformation of this method.

A copper Schiff base complex immobilized on silica-coated Fe₃O₄ nanoparticles for the synthesis of multi-substituted pyrroles under solvent-free condition was reported.¹⁶ One-pot reaction of aryl aldehyde, nitromethane, 1,3-dicarbonyl compound and amine at room temperature afforded poly-substituted pyrroles in high yield (Scheme 3). Catalyst complex was efficiently prepared by the mixing of SB@silica-Fe₃O₄ suspension with excess Cu(OAc)₂ in ethanol.



Scheme 3 One pot synthesis of poly-substituted pyrroles under solvent-free condition.

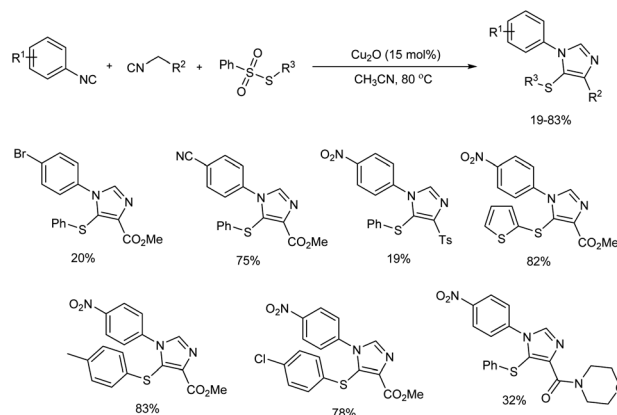
The mentioned protocol exhibited wide substrate scope, and aldehydes with electron-withdrawing group afforded a slightly higher yield of pyrroles than those having electron-donating group. Turn over frequency (TOF) and turn over number (TON) of the present catalyst was calculated and reusability of catalyst was found to be high throughout the reaction.

2.1.2. Five-membered heterocyclic compounds with two heteroatoms. Sulfur-containing trisubstituted imidazoles were successfully prepared *via* three-component reaction of aryl isocyanides with active methylene isocyanides and arylsulfonothioates in presence of Cu₂O as catalyst.¹⁷ The trisubstituted imidazoles were constructed based on the isocyanide–isocyanide [3 + 2] cycloaddition and this Cu(I)-catalyzed reaction enabled formation of new C–C, C–S and C–N bonds in single step.

Generality and viability of the reaction was analysed and moderate to good yield of final products were obtained (Scheme 4). When the reactions of aryl isocyanides with halogen group (Br, I) and other electron-withdrawing groups (CF₃, CN, COMe, CO₂Et) gave desired amount of products in moderate to good yield, 1-isocyano-4-methylbenzene failed to give the target product under standard conditions. Active methylene isocyanides such as 1-((isocyanomethyl)sulfonyl)-4-methylbenzene and 2-isocyano-1-morpholinoethan-1-one and several substituted arylsulfonothioates showed good reactivity towards the reaction.

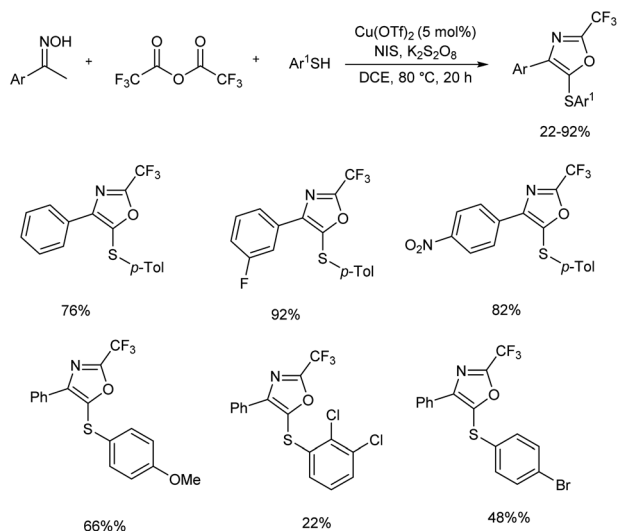
An efficient synthetic strategy for the incorporation of a trifluoromethyl group at oxazole ring was established by Xiao *et al.*¹⁸ This protocol involved oxidative cyclization of arylthiol, oxime and trifluoroacetic anhydride using a copper(II) catalyst, and a series of trisubstituted oxazoles was developed (Scheme 5). The reaction proceeded *via* N–O bond breaking, C–H functionalization, and an intramolecular annulation. Three-component reaction was initiated using acetophenone oxime, 4-methylbenzenethiol and trifluoroacetic anhydride as model substrates and along with Cu(OTf)₂ catalyst. An iodine-containing additive *N*-iodosuccinimide (NIS) was found necessary to get better results.

The functional group tolerance of the protocol was studied using diverse thiophenols, as well as ketoximes. Electron-



Scheme 4 Cu₂O-catalyzed three-component reaction for trisubstituted imidazole preparation.

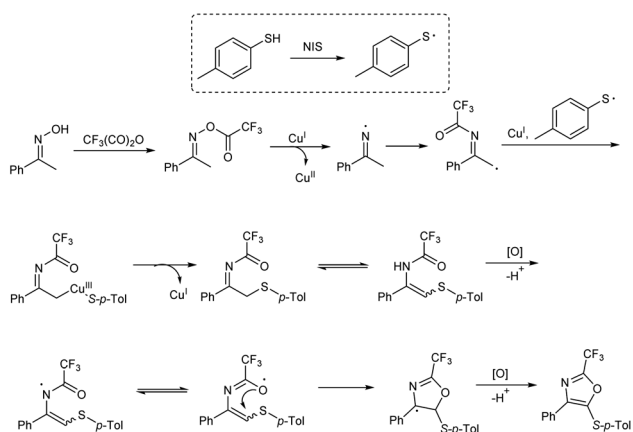




Scheme 5 Copper-catalyzed synthesis of trisubstituted oxazoles.

donating groups at the *para* position of the benzene ring of thiophenols gave good yields of product and halogen substituents, such as fluoro, chloro and bromo also afforded the target products in moderate yields, without the cleavage of aryl-halide bond. A sharp decrease in product yield was observed when 2,3-dichlorobenzenethiol was used as the coupling reagent. Acetophenone oximes containing methyl, phenyl and isobutyl electron-donating groups were well tolerated and moderate to good yield of product was obtained. Ketoximes with halogen groups and electron-withdrawing groups like nitro and cyano also gave better results. The mechanistic studies performed by the team revealed that the reaction involved a three-component enamine formation as well as oxidative 5-*endo* cyclization (Scheme 6).

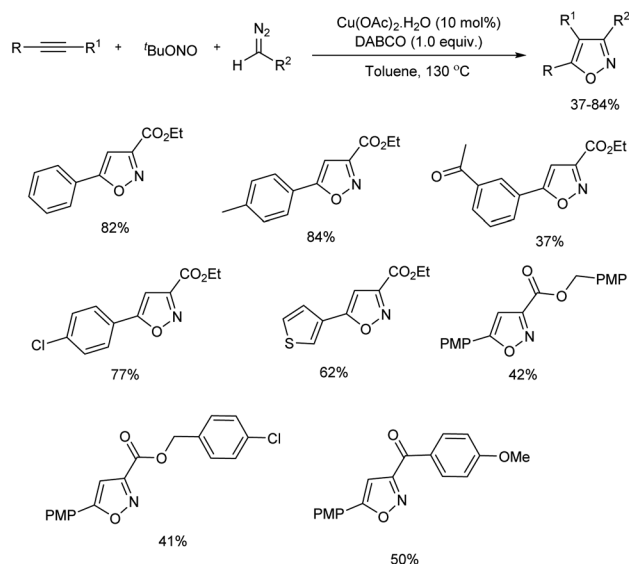
Zhao *et al.* reported a regioselective synthesis of isoxazoles from a copper-promoted [3 + 2] cycloaddition of alkynes with *in situ* formed nitrile oxides.¹⁹ Nitrile oxides were formed from the



Scheme 6 Possible mechanism of trisubstituted oxazoles synthesis [this figure has been reproduced from ref. 18 with permission from American Chemical Society, copyright 2019].

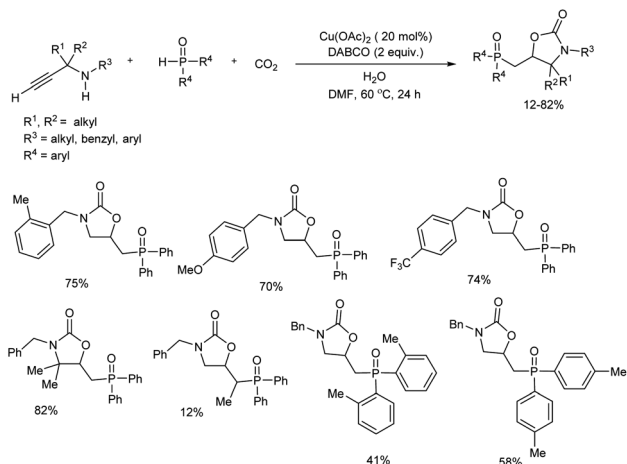
coupling reaction of copper carbene and nitroso radical. Initial reaction commenced with multi-component reaction of ethynylbenzene, *tert*-butyl nitrite and ethyl diazoacetate. Cu(OAc)₂·H₂O and 1,4-diazabicyclo[2.2.2]octane (DABCO) were the copper source and base chosen respectively for the reaction. The scope of the reaction was studied using various terminal alkynes and diazo compounds (Scheme 7). Terminal alkynes having diverse substitutions including phenyl, electron-rich and electron-deficient aryl, heteroaryl groups gave desired products in moderate to good yield. The reaction was tolerant towards aliphatic terminal alkynes and steric effect had no significant influence on the reaction. Electron-deficient internal alkyne also gave 37% yield of the desired isoxazole with excellent regioselectivity. α -Diazocarbonyl compounds containing alkoxy carbonyl as well as aroyl groups with diverse substitution also reacted well under optimal conditions. Several control experiments carried out by the team found a radical process was involved in this reaction and Cu(OAc)₂·H₂O plays a significant role in the conversion.

An efficient protocol towards a range of 5-((diarylphosphoryl)methyl)oxazolidin-2-ones *via* copper(II)-catalyzed phosphonocarboxylative cyclization of phosphine oxide and propargylic amines with CO₂ was studied.²⁰ *N*-Benzylprop-2-yn-1-amine reacted with diphenylphosphine oxide under CO₂ balloon at 80 °C for 24 hours in the initial reaction. Among cupric and cuprous salts tested cupric acetate was the best catalyst and DABCO was the most efficient base for the reaction. The scope and limitations of the tandem reaction was explored and the target products were obtained in moderate to good yields (Scheme 8). Diversely substituted propargylic amines reacted smoothly in the reaction and showed no influence of steric and electronic effects of substituents. With respect to phosphine oxides, lower yield of final products offered by *ortho*-substituted substrates compared with *para*-substituted ones showed



Scheme 7 Regioselective synthesis of isoxazoles from a copper-promoted [3 + 2] cycloaddition.



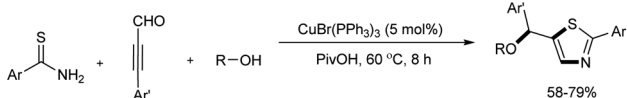


Scheme 8 Construction of 5-((diarylphosphoryl)methyl)oxazolidin-2-ones via the copper(II)-catalyzed phosphonocarbonylative cyclization reaction.

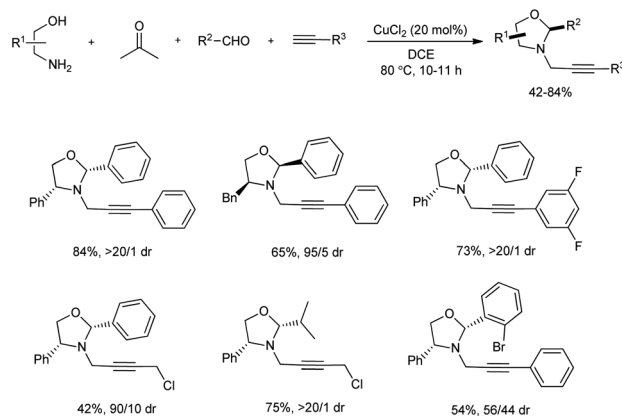
significant steric effect on *ortho*-position. Mechanistic studies conducted by the team suggested that the reaction proceeds via one-pot tandem cyclization/radical addition scheme, followed by phosphorylation/cyclization sequence.

A series of functionalized thiazoles were efficiently prepared from thioamides, ynals, and alcohols through Cu(I)-catalyzed reaction.²¹ Multiple bonds including C-S, C-N, and C-O were formed in this one pot reaction and 5 mol% CuBr(PPh₃)₃ was used as the catalyst. Several acids including PivOH, MsOH, PhCO₂H, TsOH were screened and the best results were offered by PivOH. The novel method exhibited wide substrate scope and good functional group compatibility (Scheme 9).

A significant chemoselective reaction of formaldehyde, amino alcohols, two types of alkynes and aldehydes using copper(II) catalysis was investigated by Feng and team (Scheme 10).²² In this A³-coupling/annulation reaction, chiral *N*-propargyl oxazolidines were prepared in acceptable yields with diastereoselectivities up to >20 : 1. Among the several copper sources screened 20 mol% of CuCl₂ was the most suitable, and it was noted that the reaction was highly sensitive to temperature. The scope of this protocol studied for amino alcohol and alkyne found that several substituents on these molecules were well-tolerated irrespective of the electronic behavior of substituents and a series of diverse oxazolidines were formed with good diastereomeric ratio in moderate to good yields. Similarly, reaction with various aldehydes also performed and similar results were attained. Moreover, the size of the group on *ortho*-position of the benzene ring had a direct influence on diastereoselectivity and a bulky substituent decreased diastereometric ratio to a great extent. A broad substrate scope was exhibited by this synthetic method.



Scheme 9 Copper-mediated preparation of functionalized thiazoles.

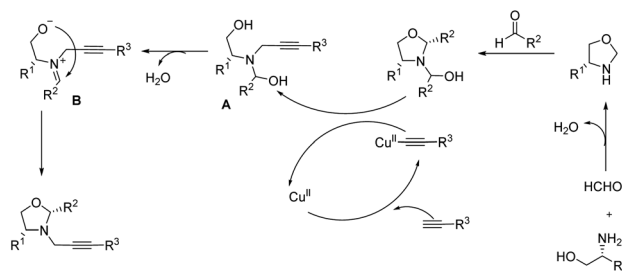


Scheme 10 Four-component synthesis of *N*-propargyl oxazolidines.

Mechanistic pathway of this reaction suggested by the team include generation of oxazolidine from the condensation of formaldehyde and amino alcohol. Reaction of *in situ* generated oxazolidine with alkyne to form *N*-substituted oxazolidine. Subsequent treatment of *N*-substituted oxazolidine with the copper-alkyne complex (obtained from activation of terminal alkyne by the Cu(II) catalyst) and formation of propargylamine species **A** with regeneration of the catalyst used. Followed by the intramolecular cyclization of propargylamine species **A** to afford the chiral *N*-propargyl oxazolidines via another intermediate **B** (Scheme 11).

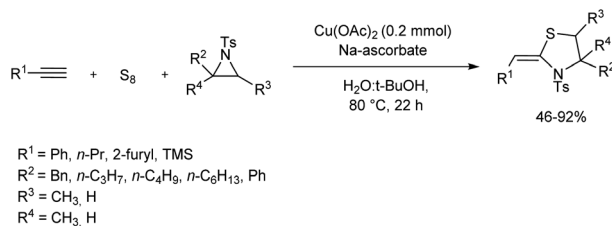
A small library of thiazolidine derivatives was constructed from copper-catalyzed reaction of aziridines, terminal alkynes, and elemental sulfur (Scheme 12).²³ In this atom economic synthetic method alkyne thiolate formed from the reaction of elemental sulfur and terminal alkynes reacted with aziridines in presence of copper salts to offer thiazolidine derivatives efficiently. When the initial reaction carried out using phenyl acetylene, elemental sulfur and aziridine gave very low yield of the desired product, however, addition of Cu(II) (Cu(OAc)₂) and sodium ascorbate to the system resulted profound increase in product yield.

It is observed that benzyl-substituted aziridine gave good yield of the target product, and due to the steric issues of the alkyl groups *gem*-disubstituted aziridine afforded the desired product in moderate yield. Simple alkyl-substituted aziridines



Scheme 11 Expected mechanism of *N*-propargyl oxazolidine formation [this figure has been reproduced from ref. 22 with permission from American Chemical Society, copyright 2019].



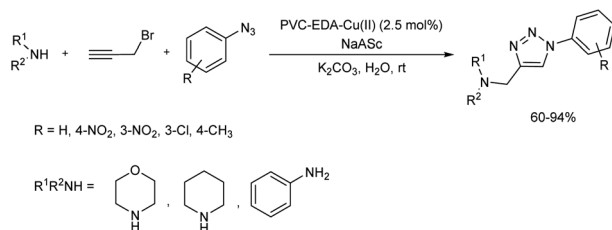


Scheme 12 Copper-catalyzed reaction of terminal alkynes, elemental sulfur and aziridines.

reacted smoothly throughout the synthesis. 1-Pentyne and heteroaromatic terminal alkyne engaged efficiently in the reaction. Good yield was obtained in the reaction of trimethylsilylacetylene which formed tosylthiazolidine skeleton having vinylsilane motif, which opened new avenues for the synthesis of organosilicon compounds.

2.1.3. Five-membered heterocyclic compounds with three heteroatoms. A multicomponent synthesis in the presence of PVC-supported ethylenediamine-copper(II) complex was studied in 2018.²⁴ Click reaction of aromatic azides, propargyl bromide and amines resulted in the formation of 1,4-disubstituted 1,2,3-triazoles in good yield (Scheme 13). Novel heterogeneous catalyst, PVC-EDA-Cu(II) was easily prepared by the reaction of ethylenediamine, PVC (polyvinyl chloride) and $\text{CuCl}_2 \cdot 2\text{H}_2\text{O}$ in water, and the catalyst structure was characterized through various analytical tools. The optimum reaction conditions selected for this reaction was 5 mol% of sodium ascorbate and 2.5 mol% of PVC-EDA-Cu(II) in the presence of K_2CO_3 base in water at room temperature. The scope of the reaction was studied using several aromatic azides as well as amines like morpholine, aniline and piperidine with propargyl bromide, and no significant effect of position of the substituent towards reaction yield was observed. Reusability of the catalyst was tested and found that the catalyst was reusable though a gradual decrease in activity was observed.

Copper(I)-catalyzed reaction of alkynes, ethers and TMSN_3 for the preparation of N^1 - and N^2 -oxyalkylated 1,2,3-triazoles was revealed by Wei and co-workers.²⁵ CuCl was the copper source used and usage of oxidant DTBP (di-*tert*-butyl peroxide) gave good results in this regioselective protocol (Scheme 14). Optimization of reaction conditions carried out concluded that 5 mol% and 20 mol% were the optimum amount of CuCl required for the synthesis of N^1 -substituted triazoles and N^2 -

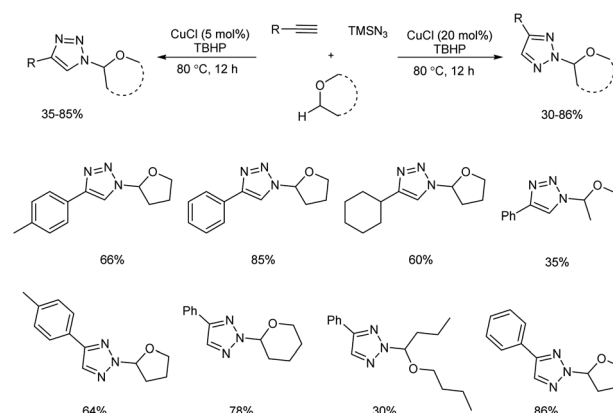


Scheme 13 PVC-EDA-Cu²⁺ complex catalyzed synthesis of 1,2,3-triazoles.

substituted triazoles respectively. The generality and limitations of the reaction was investigated separately for N^1 -substituted triazoles and N^2 -substituted triazoles. Aromatic alkynes with electron-withdrawing substituents and donating substituents and aliphatic alkynes like hex-1-yne and ethynylcyclohexane reacted smoothly under standard condition in the first case. The scope of ether tested under optimized conditions gave acceptable yield throughout the reaction. Aromatic and aliphatic alkynes used in the construction of N^2 -substituted triazoles showed good reactivity and better results were obtained when cyclic ethers were used in N^2 -substituted triazoles preparation compared to linear ethers. Authors described two separate pathways for N^1 -oxyalkylated 1,2,3-triazoles formation (Scheme 15). They also suggested an expected mechanism of N^2 -substituted triazoles synthesis which involved the copper metal promoted 1,2-shift of the ether group in N^1 -oxyalkylated 1,2,3-triazoles through a sequential electronic transfer process (Scheme 16).

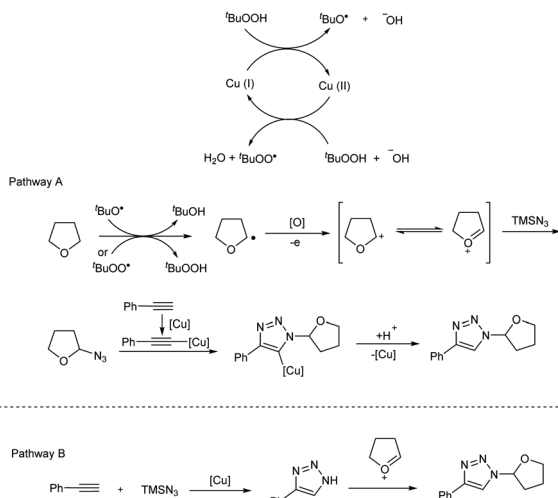
Li and co-workers put forward a convenient procedure for the construction of diverse fully-substituted 1,2,3-triazoles from easily available propiolic acids, azides, and arylboronic acids *via* decarboxylative cycloaddition reaction (Scheme 17).²⁶ Several catalyst and ligand screened during optimization concluded that 15 mol% of Cu(OAc)_2 and 30 mol% of 4,4'-dimethoxy-2,2'-bipyridine (DMBPy) were most suitable catalyst and ligand for the reaction. The role of MeOLi base and presence of O_2 atmosphere were crucial in the reaction. Among various propiolic acids investigated phenylpropionic acids bearing electron-donating and electron-withdrawing groups and halofunctional groups (F, Cl, Br) were compatible with this reaction. *Ortho*-substituted phenylpropionic acids and several alkylpropionic acids also reacted well in the reaction. With respect to arylboronic acids employed numerous functional groups (except hydroxyl and cyano groups) at *ortho*-, *meta*- or *para*-position gave good amount of 5-arylated triazoles. In the case of azides used, benzyl azide and various aliphatic azides gave the corresponding products in moderate yields.

Based on experimental results, authors proposed a plausible mechanism for the reaction which include; generation of

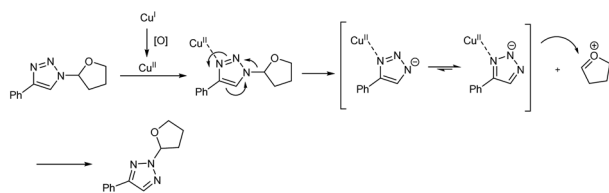


Scheme 14 Preparation of N^1 - and N^2 -oxyalkylated 1,2,3-triazoles using copper catalyst.

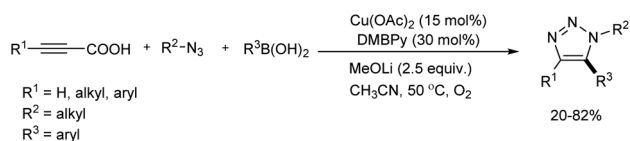




Scheme 15 Expected mechanism of N^1 -oxalkylated 1,2,3-triazole formation [this figure has been reproduced from ref. 25 with permission from American Chemical Society, copyright 2019].



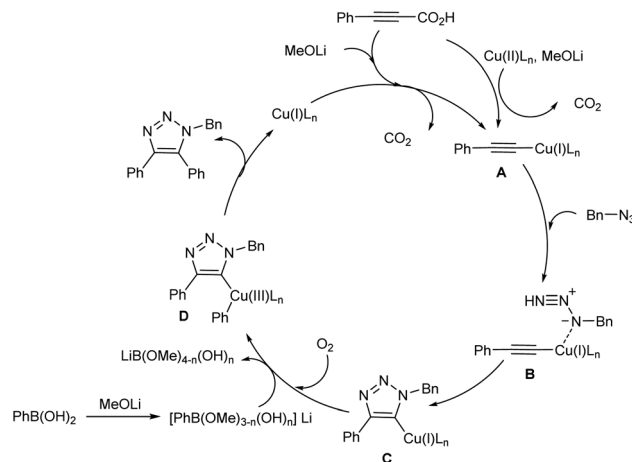
Scheme 16 Plausible mechanism of synthesis of N^2 -oxalkylated 1,2,3-triazoles [this figure has been reproduced from ref. 25 with permission from American Chemical Society, copyright 2019].



Scheme 17 Construction of fully-substituted 1,2,3-triazoles from propiolic acids, azides, and arylboronic.

copper(I) acetylide **A** from decarboxylation of propiolic acid in the presence of copper salt and base, followed by [3 + 2] cycloaddition of copper(I) acetylide with azide to form triazolyl-copper intermediate **C**, subsequent transmetalation with borate complex to generate intermediate **D** and reductive elimination of **D** to get the final product (Scheme 18).

Inexpensive copper nanoparticles were efficiently used for the preparation of β -carbonyl 1,2,3-triazoles and triazole azido alcohols *via* Click reaction.²⁷ The copper catalyst was prepared by the reduction of CuO in the presence of NaBH_4 through ball milling, and the structure of the copper nanoparticles (Cu NPs) was confirmed using SEM, XRD, EDX and FTIR. Click reaction for β -carbonyl 1,2,3-triazoles and triazole azido alcohols was carried out using epichlorohydrin, sodium azide, phenacyl bromide and terminal alkynes (Scheme 19). Moderate to good

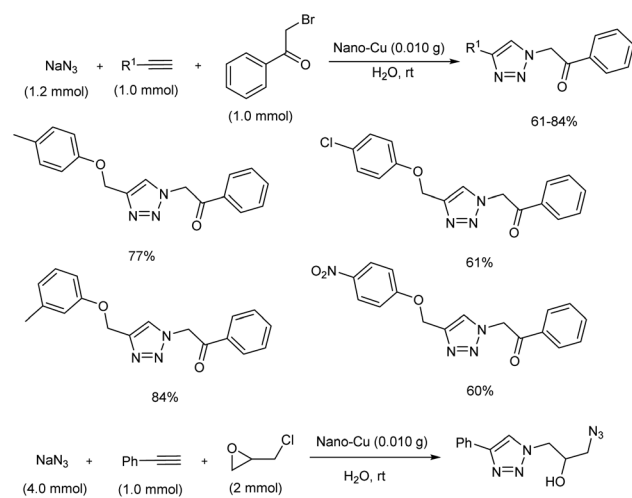


Scheme 18 Possible mechanism of substituted 1,2,3-triazoles synthesis [this figure has been reproduced from ref. 26 with permission from American Chemical Society, copyright 2020].

yields of the target products were obtained using this strategy, and the catalyst was found to be smoothly recovered as well as reused several times.

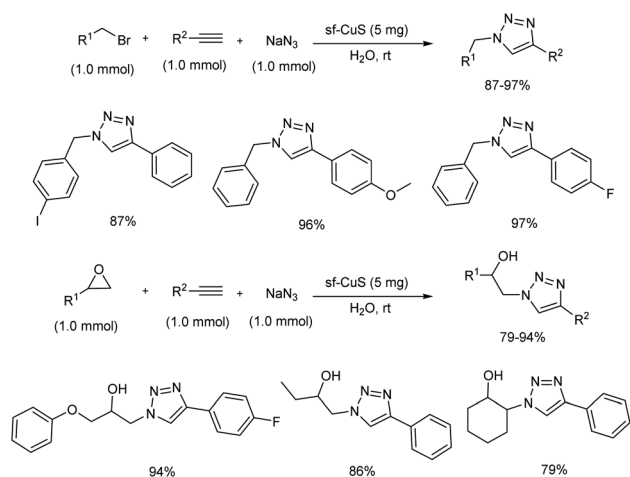
An important one-pot synthesis of triazoles (1,2,3-triazoles and β -hydroxy 1,2,3-triazoles) from benzyl halides, epoxide derivatives, sodium azide and phenylacetylene in water at room temperature was disclosed (Scheme 20).²⁸ The reaction was done in the presence of organic surfactant-free copper sulfide (sf-CuS) nano/micro flower catalysts which were easily obtained by supersaturated condition by adding $\text{Cu}(\text{OAc})_2 \cdot \text{H}_2\text{O}$ to sulfur dissolved in THF. 1,2,3-Triazoles and β -hydroxy 1,2,3-triazoles were synthesized in high yields using this method. Triazole synthesis using very mild condition and reusability of the catalyst make this protocol more efficient.

A systematic synthetic protocol towards an important A^3 coupling as well as click reaction was reported in 2019.²⁹ Chitosan complexed with Cu-nanoparticles (CS-MCR/ Cu_2O) was



Scheme 19 Synthesis of β -carbonyl 1,2,3-triazoles and triazole azido alcohols in water.

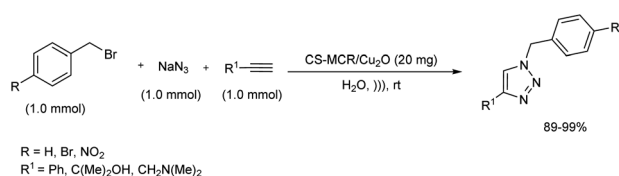




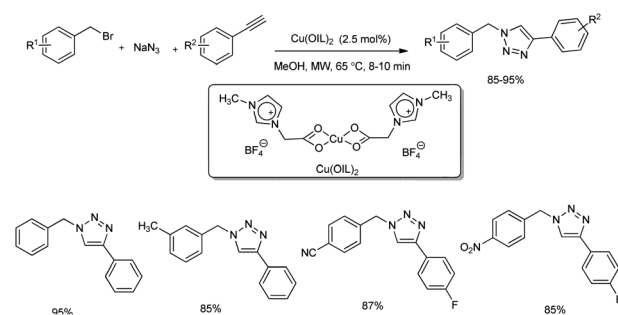
Scheme 20 One-pot synthesis of 1,2,3-triazoles and β -hydroxy 1,2,3-triazoles.

effectively used as catalyst for this reaction without metal leaching and loss of activity. CS-MCR/Cu₂O catalyst was prepared by covalent functionalization of chitosan biopolymer *via* MCR method followed by complexing the *in situ* formed Cu₂O nanoparticles with biopolymeric chitosan. Catalytic activity of the synthesized complex was initially tested on A³ coupling reactions. Propargylamines were smoothly prepared from a range of benzaldehyde with diverse substituents, phenylacetylene derivatives and several secondary amines under ultrasonic irradiation in high yield. Click reaction was also conducted using 20 mg catalyst for the preparation of 1,2,3-triazoles from different benzyl bromides, alkynes and sodium azide in water at 40 °C (Scheme 21).

A microwave-assisted regioselective synthesis of 1,4-disubstituted 1,2,3-triazoles by using ionic liquid supported Cu(II) precatalysts in methanol was reported.³⁰ 1,4-Disubstituted 1,2,3-triazoles were successfully synthesized from alkynes, benzyl bromide and NaN₃ at 65 °C (Scheme 22). Several benzyl bromides and alkynes were used in the substrate scope study and good amount of 1,4-disubstituted 1,2,3-triazoles were formed. The product yield obtained using different benzyl bromides was independent of electronic nature of the substituents. The mentioned protocol was also extended to the preparation of rufinamide, an anti-epileptic drug, in 87% yield (Scheme 23). Previous reports on rufinamide synthesis showed that it was achieved through multistep process under high



Scheme 21 Click reaction for the preparation of 1,2,3-triazoles under ultrasonic irradiation.



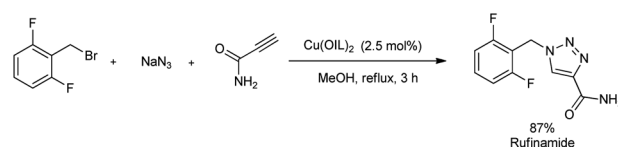
Scheme 22 Regioselective synthesis of 1,4-disubstituted 1,2,3-triazoles.

temperature (135 °C) and long reaction time (24 hours) compared to this method.³¹

Inspired from the biological as well as pharmacological values of heterocyclic scaffolds, an efficient protocol for the formation novel heterocyclic compounds based on indole-fused oxazinone-1,2,3-triazole scaffolds was reported.³² 1,2,3-Triazole and iodo-triazoles were installed on indole-fused oxazinones using CuAAC-based (copper-catalyzed azide-alkyne cycloaddition) multicomponent reaction in the presence of 18-crown-6. After the synthesis of di-iodinated indoles they were reacted with sodium azide and phenyl acetylene in the model reaction in the presence of 10 mol% of CuSO₄·5H₂O and a moderate yield of target product was obtained.

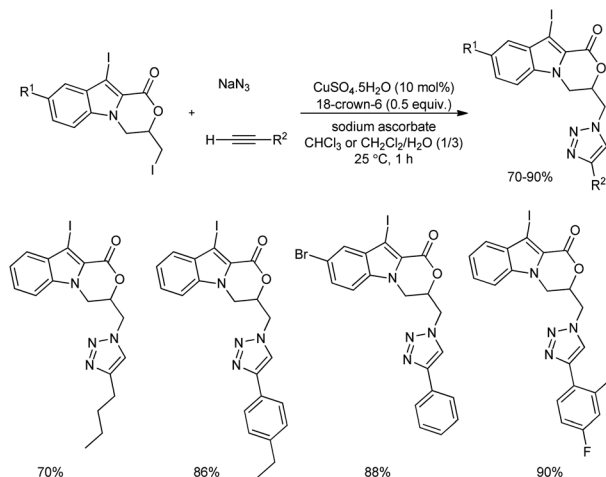
The scope of the reaction was explored using diverse alkynes and sodium azide, and the desired indole-fused oxazinone-1,2,3-triazole scaffolds were obtained in good to excellent yields (Scheme 24). It is observed that both electron-donating and electron-withdrawing groups can be easily incorporated in the alkyne reactant, and numerous examples of indole-fused oxazinone-1,2,3-triazole scaffolds were synthesized.

2.1.4. Six-membered heterocyclic compounds with one heteroatom. A four component reaction of various aldehydes, malononitrile, ammonium acetate and acetophenone using Cu@imineZCMNPs as catalyst was studied.³³ Copper(II) chloride was the copper source used to prepare Cu@imineZCMNPs complex and a range of 2-amino-3-cyanopyridine derivatives were prepared using this one-pot strategy. After careful optimization studies, aldehydes were reacted with malononitrile, acetophenone and ammonium acetate at 80 °C in the presence of Cu@imineZCMNPs catalyst under solvent-free conditions and corresponding 2-amino-3-cyanopyridine derivatives were obtained in good to high yields (Scheme 25). Low reactivity showed by the aromatic aldehydes with electron-donating



Scheme 23 Multicomponent synthesis of rufinamide from 2,6-difluorobenzyl bromide, NaN₃, and propiolamide.



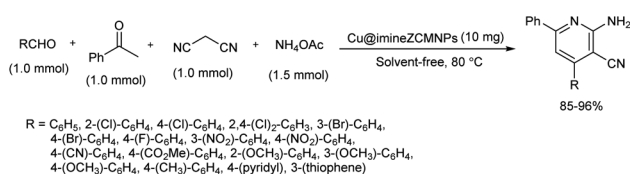


Scheme 24 Formation of indole-fused oxazinone-1,2,3-triazole scaffolds using CuAAC-based multicomponent reaction.

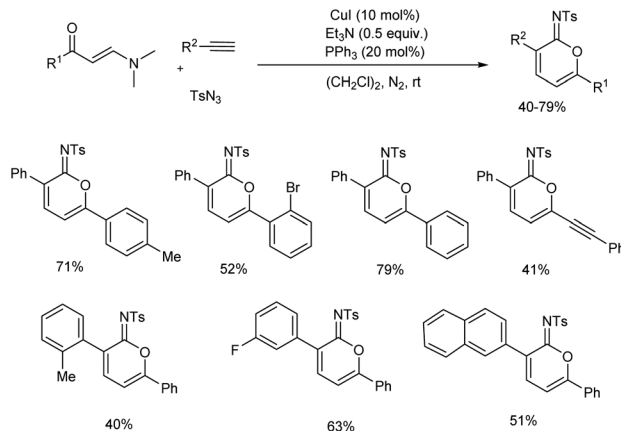
groups compared to the aldehydes with electron-withdrawing and heteroaromatic groups proved that electronic effect of substrate groups had a direct influence on the product formation. Moreover, magnetic nature of the catalyst allowed easy recovery of catalyst simply by an external magnetic field and they were reused several times.

Synthesis of functionalized tetrahydropyridine derivatives using $\text{Cu}(\text{OTf})_2$ catalyst and their anti-inflammatory activity was described.³⁴ This simple protocol involved reaction of ethyl acetoacetate, substituted aromatic aldehyde and aniline in ethanol at room temperature. Good functional group tolerance and purification without the use of column chromatography was achieved by the method. The authors have successfully carried out *in vitro* anti-inflammatory activity of the synthesized compounds mainly against matrix metalloproteinases (MMPs) using gelatin zymography.

In 2018, Yao and team established a three-component reaction to form iminolactone from aryl acetylene, enamionone and sulfonyl azide through 6π electrocyclic reaction (Scheme 26).³⁵ Synthesis proceeds *via* reaction of *in situ* generated metalated ketenimine from copper(I)-catalyzed alkyne–azide cycloaddition (CuAAC) with enaminone followed by 6π electrocyclic reaction. Model substrates chosen was *p*-tolyl enaminone, phenylacetylene and *p*-toluenesulfonyl azide. The reaction was carried out under mild conditions and CuI was the copper source employed. A range of aryl enamionones and aryl acetylenes were



Scheme 25 Four component reaction of aldehyde, malononitrile, ammonium acetate and acetophenone.

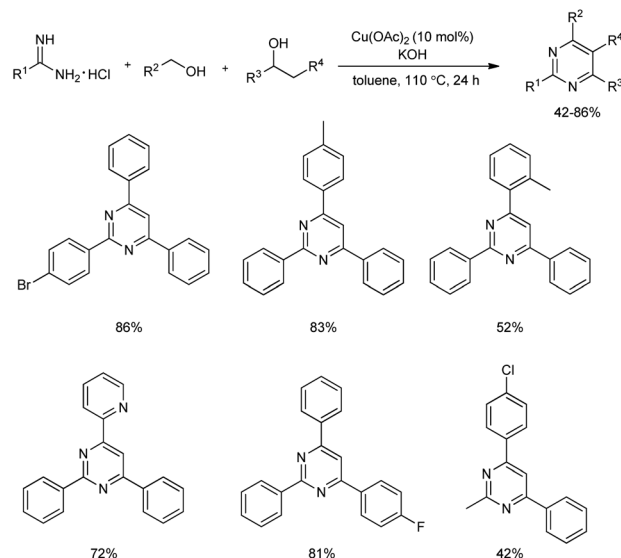


Scheme 26 Synthesis of iminolactone from aryl acetylene, enamionone and sulfonyl azide.

reacted with sulphonyl azide, and iminolactones were formed in moderate to good yield.

2.1.5. Six-membered heterocyclic compounds with two heteroatoms. Multi-substituted pyrimidines were efficiently synthesized from a three-component reaction of primary alcohols, secondary alcohols and amidines using 10 mol% of $\text{Cu}(\text{OAc})_2$ catalyst (Scheme 27).³⁶ Initially, the reaction of benzamidine hydrochloride, benzyl alcohol, and 1-phenylethanol was carried out in the presence of 10 mol% CuBr as catalyst, 3 equiv. of KOH in toluene solvent at a temperature of 110 °C, which afforded 43% of the desired product. An increase of product yield upto 84% was observed when the catalyst CuBr was replaced by $\text{Cu}(\text{II})$ catalyst.

Aromatic alcohols used gave excellent yields irrespective of the electronic behavior of groups, and higher yields were observed for *meta*- and *para*-methyl substituted benzyl alcohols compared to the *ortho*-substituted groups which proved the



Scheme 27 Formation of multi-substituted pyrimidines using $\text{Cu}(\text{OAc})_2$ catalyst.



Review

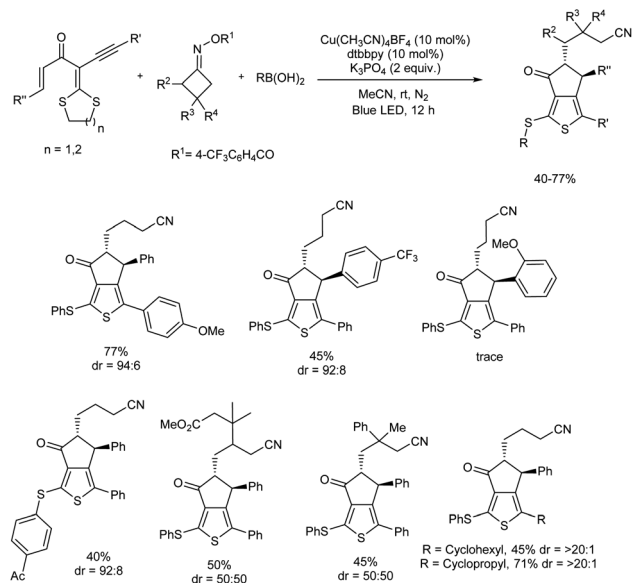
significance of steric hindrance on this reaction. Alcohols such as 3-thiophenylmethanol and 2-pyridinylmethanol gave good results. However, reaction using primary aliphatic alcohols did not work. In the case of amidines and aryl amidines with electron-donating groups such as methyl and electron-deficient groups like F, Br, as well as CF₃ afforded 2,4,6-trisubstituted pyrimidines in good yields. Interestingly, aliphatic amidine also participated in the reaction and gave a yield of 42%. Among the secondary alcohols used, 4-substituted phenylethanol having electron-withdrawing and electron-donating groups were well tolerated and good yields of corresponding products was offered by halogen-bearing substrates.

2.2. Fused heterocyclic compounds

2.2.1. Fused five-membered heterocyclic compounds with one heteroatom. Highly functionalized aryl-2-thienyl sulfides were obtained with good chemo- and diastereoselectivities through a photoinduced, Cu(I)-catalyzed radical cross-coupling reaction of *gem*-dialkylthio 1,3-enynes, cycloketone oxime esters, and boronic acids.³⁷ The major steps involved in the reaction are a domino sequence involving cyanoalkyl radical-mediated intramolecular annulation of *gem*-dialkylthio enyne, alkenyl radical-promoted C(sp³)-S bond cleavage, and sulfur-centered radical-trapped Cu(II)-facilitated C-S cross-coupling. The optimized reaction condition was 10 mol% of Cu(CH₃CN)₄BF₄, 10 mol% of 4,4'-di-*tert*-butyl-2,2'-dipyridyl (dtbbpy) as ligand, and 2 equiv. of K₃PO₄ in CH₃CN under blue LED irradiation. Notably, the method enabled simultaneous establishment of thiophene, cyanoalkyl, and cyclopentanone moieties as well as a thioether C-S bond in one pot. Substrate scope analysis of the protocol studied concluded that steric and electronic effects of the substituents have a significant influence on the reaction and products were isolated with high diastereoselectivities (Scheme 28).

2.2.2. Fused five-membered heterocyclic compounds with two heteroatoms. An efficient synthetic method towards functionalized imidazo fused heterocycles from 2-amino N-heterocycle, terminal alkyne, allyl or benzyl bromide using molecular oxygen was unveiled (Scheme 29).³⁸ The mentioned protocol consists of many advantages and is assumed to have the synthetic potential for the easy access to diverse bioactive molecules. The optimized reaction condition contained Cu(OTf)₂ as the copper(II) source for catalysis, Li₂CO₃ as base, TEMPO as well as molecular oxygen as the suitable oxidant in toluene. The multicomponent cascade reaction exhibited good functional group tolerance, and moderate to good amount of the desired product was obtained.

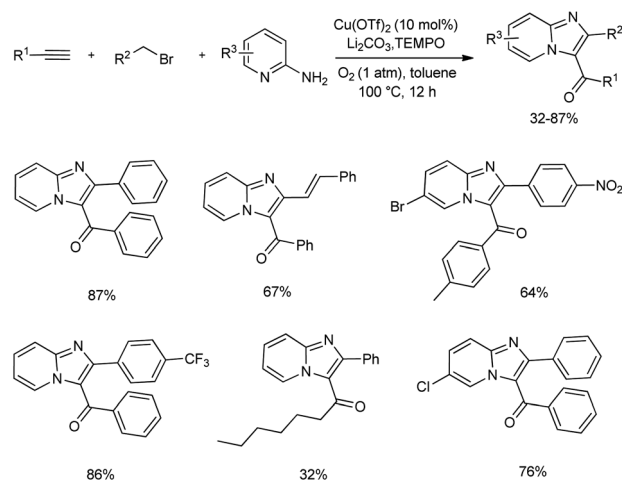
Imidazo[1,2-*a*]pyridine derivatives were prepared by Cu(II) ascorbate catalyzed domino A³-coupling reaction in aqueous micellar media in the presence of anionic surfactant, sodium dodecyl sulfate (SDS) (Scheme 30).³⁹ In this eco-friendly procedure, the catalyst used was a dynamic combination of Cu(II)/Cu(I), which was generated in the reaction mixture *in situ* by mixing CuSO₄ with sodium ascorbate. Imidazo[1,2-*a*]pyridines were synthesized in good amount from 5-*exo*-dig cycloisomerization of alkynes with the condensation products of



Scheme 28 Photoinduced, three-component radical synthesis of highly functionalized aryl thienyl sulfides.

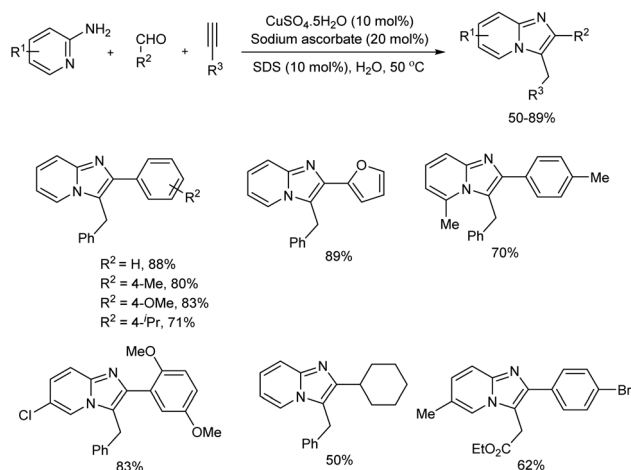
aldehydes and 2-aminopyridines. The protocol worked well with 2-aminopyridine and benzaldehyde derivatives having electron-withdrawing and electron-donating substituents and aliphatic, aromatic as well as heteroaromatic aldehydes gave the corresponding products in good yields. The reaction was equally successful in gram-scale and present method is reported as highly efficient and useful than existing methods in many aspects including mild reaction condition, inexpensive catalyst, simple experimental setup and green reaction media.

A convenient domino method for the C-3 sulfenylated imidazo[1,2-*a*]pyridine derivative construction using easily available carbon disulfide as a building block through Ullmann-type coupling and C-H functionalization was unveiled by Yang *et al.*⁴⁰ This Cu(I)-catalyzed reaction of imidazo[1,2-*a*]pyridines and carbon disulfide with *o*-haloanilines was unsuccessful in



Scheme 29 Oxidative synthesis of imidazo fused heterocycles.

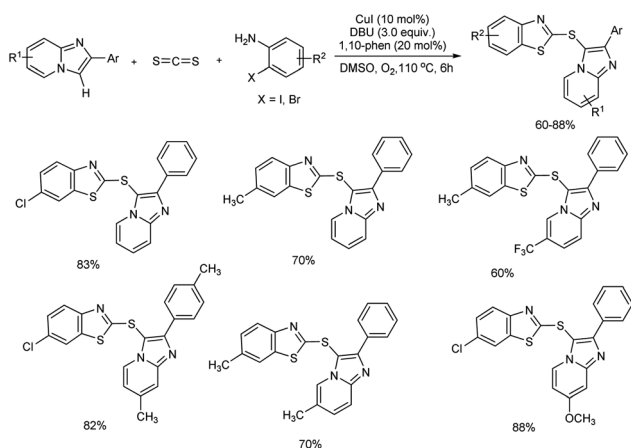




Scheme 30 Imidazo[1,2-*a*]pyridine derivatives synthesis in aqueous micellar media.

the absence of copper source and the best results were obtained when CuI was used as catalyst and 1,10-phenanthroline (1,10-phen) as the ligand. Several bases and solvents evaluated found DBU (1,8-diazabicyclo[5.4.0]undec-7-ene) and DMSO as the most efficient base and solvent for the reaction. The substrate scope studies were conducted using diversely substituted imidazo[1,2-*a*]pyridines and *o*-haloanilines. The corresponding products were obtained in moderate to good yields and the present strategy exhibited a moderate functional group tolerance (Scheme 31). Among *o*-haloanilides, *o*-iodoacetanilides and *o*-bromoaniline derivatives were compatible and among them *o*-haloanilides bearing electron-withdrawing groups were more reactive than those having electron-donating groups. However, substituted imidazo[1,2-*a*]pyridines with electron-withdrawing or electron-donating group showed no significant variation in reaction yield.

A magnetically recoverable Cu-isophthalate-based metal-organic framework (MOF) decorated with surface-modified cobalt ferrite (CoFe_2O_4) nanoparticles was prepared by

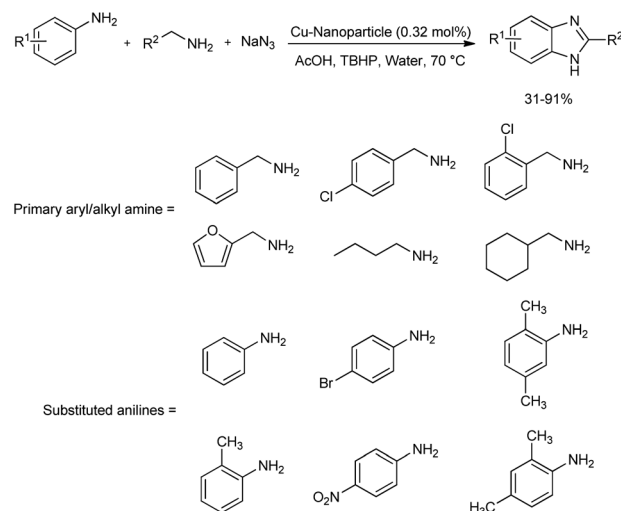


Scheme 31 Synthesis of C-3 sulfenylated imidazo[1,2-*a*]pyridine derivatives in the presence of CuI catalyst.

chemical bonding method.⁴¹ This copper-based framework was successfully used as efficient catalyst for the preparation of a wide range of substituted benzimidazoles through oxidative cross coupling reaction (Scheme 32). Benzimidazoles were prepared by the multicomponent reaction of primary aryl/alkyl amine, substituted aniline and sodium azide in green solvent, water. *tert*-Butyl hydroperoxide (TBHP) was the suitable oxidizing agent found for the reaction, and a temperature of 70 °C was found optimum. The scope of primary amine as well as aniline functionalities was examined. Alkyl amines, amine with heterocyclic group like furfurylamine and aliphatic primary amines engaged in the reaction with good reactivity. Broad substrate applicability was reported in the case of aniline functionalities too. The catalyst was magnetically retrievable and could be used for eight successive times.

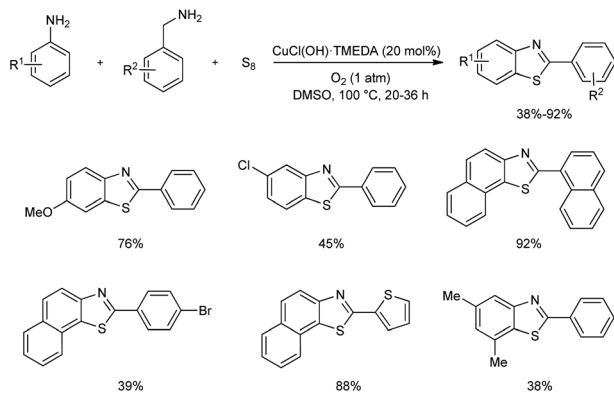
A one-pot three-component preparation of benzothiazoles using copper(II) catalyst was established very recently.⁴² Aerobic cross-coupling of amines and subsequent thiolation of arene by elemental sulfur gave a series of benzothiazoles in moderate to good yields (Scheme 33). Notably, undesirable oxidation pathways of benzylamines and anilines to the corresponding aldehydes and azobenzenes were avoided in this synthesis. Control experiments conducted by the team revealed that 20 mol% is the suitable amount of $\text{CuCl}(\text{OH}) \cdot \text{TMEDA}$ catalyst and molecular oxygen plays a crucial role in the catalytic cycle.

Functional group tolerance on aniline derivatives accessed found alkyl groups at *para*-position of anilines gave the desired product in moderate to good yields, and electronic nature of groups on anilines showed a significant effect on product yield. Aniline without electron-donating group and anilines with halogen substituent gave low yields of benzothiazoles. Alkyl and allyl amines stopped at the aldehyde products and they were not employed in the reaction. In the case of benzylamines, groups such as chloro-, bromo-, and nitro- at the *para*-position gave lower yields of benzothiazoles. Moreover, 2-thiophenemethylamine reacted to form benzothiazoles in 88% yield.



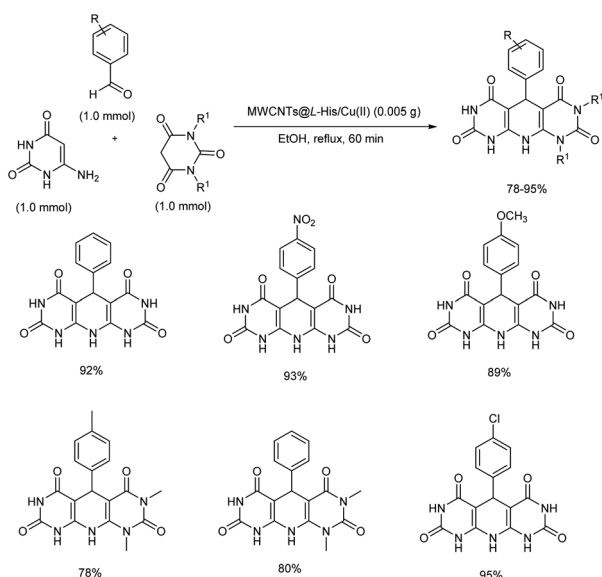
Scheme 32 Benzimidazole synthesis via oxidative cross-coupling.





Scheme 33 Cu-based one-pot three-component synthesis of benzothiazoles.

2.2.3. Fused six-membered heterocyclic compounds with one heteroatom. A novel heterogeneous organometallic catalyst was discovered from Cu(II) immobilization on *L*-histidine functionalized multi-walled carbon nanotubes (MWCNTs@*L*-His/Cu(II)).⁴³ Simple one-pot condensation reaction of barbituric acid (1,3-dimethylbarbituric acid), aromatic aldehydes and 6-aminouracil using MWCNTs@*L*-His/Cu(II) afforded pyrido[2,3-*d*:5,6-*d'*]dipyrimidine derivatives in high to excellent yields within a relatively short reaction time (Scheme 34). Initially, reaction conditions were optimized using barbituric acid, 6-aminouracil and *p*-chlorobenzaldehyde as model substrates. Solvent screening conducted concluded that polar solvents were better, and the optimized reaction condition was use of MWCNTs@*L*-His/Cu(II) under reflux conditions for 60 minutes in ethanol. The aromatic aldehydes with electron-withdrawing substituents offered higher yields compared to those with electron-releasing ones. Gratifyingly, the catalyst synthesized was recoverable and reusable.

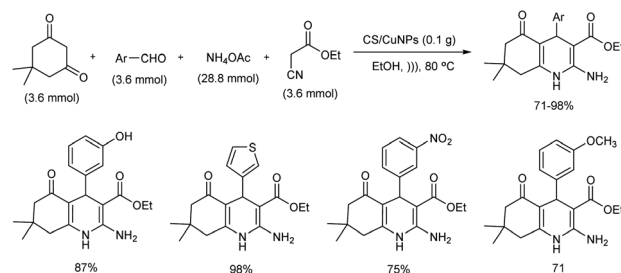


Scheme 34 MWCNTs@*L*-His/Cu(II) complex catalyzed synthesis of pyrido[2,3-*d*:5,6-*d'*]dipyrimidines.

Chitosan decorated copper nanoparticles (CS/CuNPs) were used as catalyst for the ultrasonic irradiated synthesis of quinoline derivatives.⁴⁴ CS/CuNPs were prepared using reduction techniques *via* green protocols. Initial reaction was carried out using *p*-chlorobenzaldehyde, dimedone, ethyl cyanoacetate and ammonium acetate, and the optimal reaction conditions identified was 0.1 g of chitosan nanoparticles loaded Cu(II) complex in ethanol at 80 °C under ultrasonic irradiation for 15 minutes (Scheme 35). CS/CuNPs catalyst exhibited high turnover frequency and it was reusable up to five times.

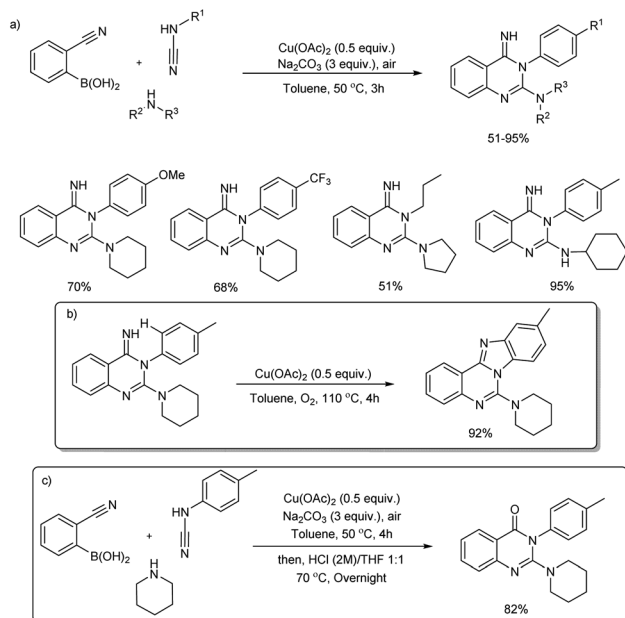
2.2.4. Fused six-membered heterocyclic compounds with two heteroatoms. A copper(II)-based three-component reaction for the synthesis of quinazolin-4(*H*)-imines and benzimidazo [1,2-*c*]quinazolines was reported by Neuville and team.⁴⁵ Quinazolin-4(*H*)-imines were successfully prepared from 2-cyanoarylboronic acids, cyanamides and amines in the presence of Cu(OAc)₂ and Na₂CO₃ at 50 °C for 3 hours (Scheme 36(a)) and cyclization of newly formed NH-imine delivered benzimidazo [1,2-*c*]quinazolines under oxidative copper catalysis (Scheme 36(b)). Under similar one pot hydrolytic conditions (more stronger conditions including Cu(OAc)₂ and Na₂CO₃, HCl, in THF/water (1 : 1) at a temperature of 70 °C for 12 h) quinazolin-4(3*H*)-one was formed in 82% yield (Scheme 36(c)). The protocol exhibited wide substrate scope. Various aryl, alkyl and benzyl cyanamides and linear or branched primary alkyl amines, benzyl amines and cyclic as well as acyclic amines reacted very well in the reaction.

A facile and mild strategy for the construction of quinazolines *via* copper-based oxidative amination of 2'-aminoarylketones with naturally abundant methanol as C1 carbon source and ammonium acetate as amine source was implemented in 2019.⁴⁶ The reaction was carried out in the presence of 0.2 mmol of CuCl₂·2H₂O, 3.0 mmol of TBHP in 3.0 mL MeOH at 60 °C (Scheme 37). Quazodine, a muscle relaxing drug was synthesized in 77% yield from dimethoxy 2'-aminopropiophenone under this condition. The procedure was applicable in multigram scale and exhibited broad functional group tolerance. The plausible mechanism suggested by the team involve, dehydrogenation of methanol to form the formaldehyde in the presence of copper(II) salt and oxidant. Condensation of *in situ* generated HCHO with aromatic primary amine of 2'-aminoarylketones forms imine **A**. The reaction of imine **A** with NH₄OAc forms amine **B**. Subsequent intramolecular cyclization followed by oxidation facilitates the quinazoline in one pot (Scheme 38).

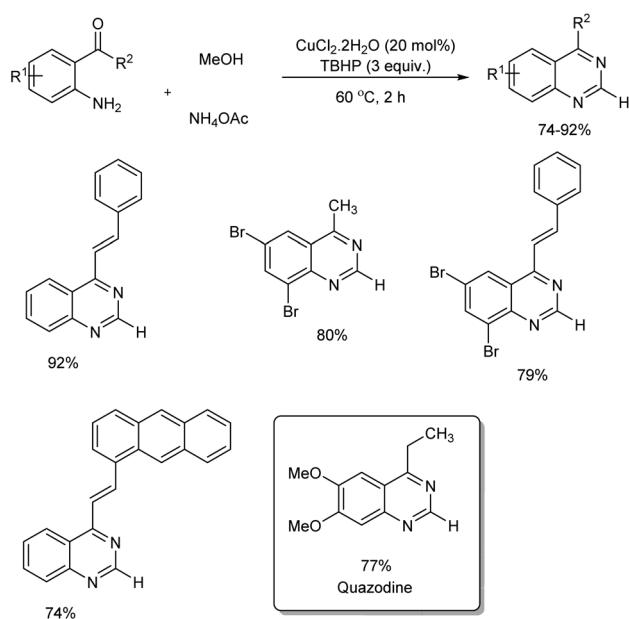


Scheme 35 CS/CuNPs catalyzed synthesis of quinoline derivatives.



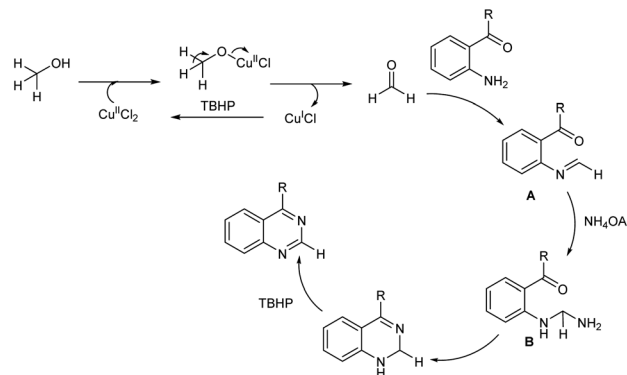


Scheme 36 Copper-catalyzed synthesis of (a) quinazolin-4(*H*)-imines, (b) benzimidazo[1,2-*c*]quinazolines and (c) quinazolin-4(3*H*)-one.



Scheme 37 One pot synthesis of quinazolines via oxidative amination of methanol.

An unprecedented synthesis of quinazolinones through an imine-protection method using copper(II)-catalyzed oxidative multicomponent annulation was disclosed.⁴⁷ Primary amines, anilines and formaldehyde reacted to yield quinazolinones by the formation of one C–C bond and three C–N bonds along with benzylic functionalization (Scheme 39). Optimization studies revealed that the use of Cu(OTf)₂ as well as DMSO (dimethyl sulfoxide) gave the best results in the reaction. Several

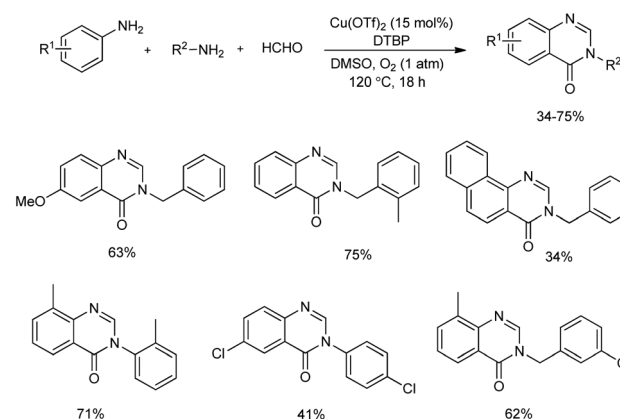


Scheme 38 Expected mechanism of quinazolines synthesis via oxidative amination of methanol [this figure has been reproduced from ref. 46 with permission from Royal Society of Chemistry, copyright 2019].

substituted anilines used revealed that anilines with electron-rich groups on aryl ring exhibited higher yields of quinazolinones than those with electron-withdrawing group. Moderate to good yield of target product was obtained in the case of different primary alkylamines used. Benzylamines with electron-donating group performed better in the reaction compared to benzylamine containing electron-withdrawing group. A detailed mechanistic investigation of the protocol resulted in two possible reaction pathways of the synthesis. In path A, the HCHO condenses with amines 1 and 2 and form imines 1' and 2'. Then, the [4 + 2] cycloaddition between 1' and 2' and subsequent isomerization to give aminal C occurs. Under oxidative copper catalysis dihydroquinazoline D generates from the dehydrogenation of C, which is induced by single-electron oxidation. Finally, Cu(II)-catalyzed benzylic oxidation to give desired product (Scheme 40).

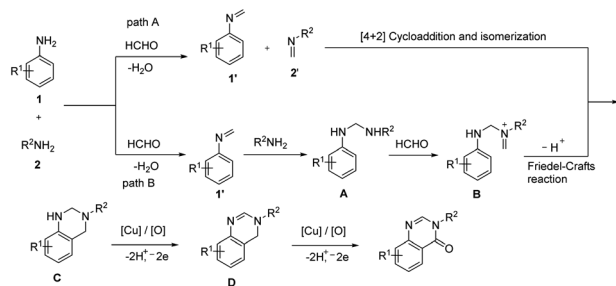
2.3. Miscellaneous

The first report on asymmetric copper-catalyzed radical multicomponent reaction for sulfonyl lactone formation from unsaturated carboxylic acids, DABCO·(SO₂)₂ (DABSO) and



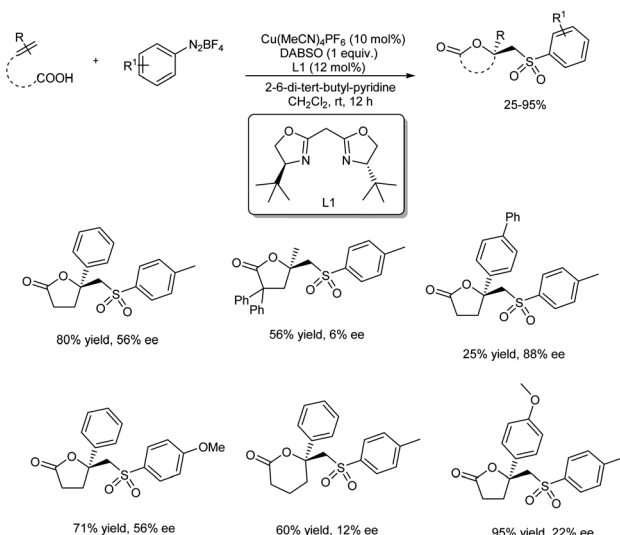
Scheme 39 Copper-catalyzed oxidative multicomponent annulation for the synthesis of quinazolinones.





Scheme 40 Expected mechanism of quinazolinones synthesis [this figure has been reproduced from ref. 47 with permission from American Chemical Society, copyright 2019].

aryldiazonium tetrafluoroborates appeared in 2018 (Scheme 41).⁴⁸ Model substrates chosen were 4-phenylpent-4-enoic acid, 4-methylbenzenediazonium tetrafluoroborate and DABSO. $[\text{Cu}(\text{MeCN})_4]\text{PF}_6$ was the copper source and bis(*S*)-4-(*tert*-butyl)-4,5-dihydrooxazol-2-yl)methane (**L1**) was the chiral ligand selected for further reactions. The effect of substituents on unsaturated carboxylic acids was investigated, and most of the substrates with either electron-withdrawing or donating group gave good results. Reaction carried using 4-methyl-2,2-diphenylpent-4-enoic acid (substrate having two phenyl groups) to study the steric effect of the protocol gave the desired product with 6% ee and 56% chemical yield. The scope of aryl diazonium salts studied found that substrates with strong electron-withdrawing or electron-donating group worked well in this method giving the corresponding product up to 71% yield and also 71% ee. A plausible mechanism towards sulfonyl lactones was also proposed and it involve reduction of phenyl-diazonium tetrafluoroborate by Cu(I) through SET (single electron transfer) to generate phenyl radical as well as Cu(II) complex **A** *via* nitrogen releasing. Benzene sulfonyl radical generation through trapping phenyl radical by DABCO·(SO_2)₂.

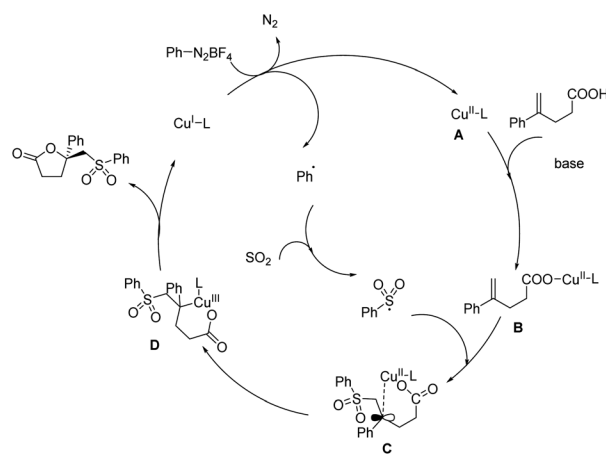


Scheme 41 Asymmetric copper-catalyzed multicomponent synthesis of sulfonyl lactones.

Development of Cu(II)-unsaturated carboxylic acids complex **B** from the reaction of unsaturated carboxylic acid with **A** in the presence of base. Formation of intermediate **C** from coupling of benzene sulfonyl radical with complex. Followed by the chiral center and Cu(III) complex formation *via* single electron oxidation process of intermediate **C** and reductive elimination of Cu(III) complex **D** to afford corresponding sulfonyl lactones (Scheme 42).

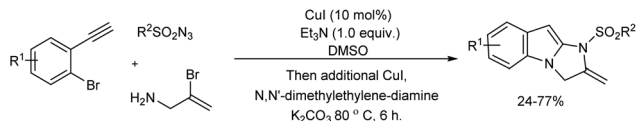
A Cu(I)-catalyzed three-component reaction of alkynes, sulfonyl azides and allylamines offering 2,3-dihydro-1*H*-imidazo-[1,2-*a*]indoles was reported (Scheme 43).⁴⁹ 2,3-Dihydro-1*H*-imidazo[1,2-*a*]indoles were obtained in moderate yields *via* sequential copper-catalyzed azide-alkyne cycloaddition (CuAAC) followed by a double copper-catalyzed C-N coupling reactions in one-pot.

Singh *et al.* disclosed the enantio- and diastereoselective preparation of 1,3-disubstituted isoindolines and tetrahydroisoquinolines through Cu(I)-Pybox-diPh catalyzed one-pot imination-alkynylation-aza-Michael sequence.⁵⁰ Among several catalysts screened Cu(I)-triflate and Cu(II)-triflate only gave the desired product in good amount and Cu(I)-Pybox-diPh were used in further reactions. One C-C and two C-N bonds were generated under the reaction and high yield of products with enantioselectivity and diastereoselectivity up to 99% and 9 : 1 was obtained respectively (Scheme 44). Substrate scope studies of isoindolines was carried using a variety of amines, terminal alkynes and aldehydes. Aromatic amines having an electron-donating group and halide substituted aniline gave high yield of the final product with increased enantioselectivity. Various terminal alkynes were also employed in the substrate scope analysis and electronic properties of substitution on the aromatic ring of alkyne showed no significant influence on the reaction yield. In the case of substituted aldehydes ester functionalities gave the desired isoindoline in very good yield and enantioselectivity. Comparatively lower yield was obtained for sterically bulkier *tert*-butyl ester. After synthesizing isoindolines

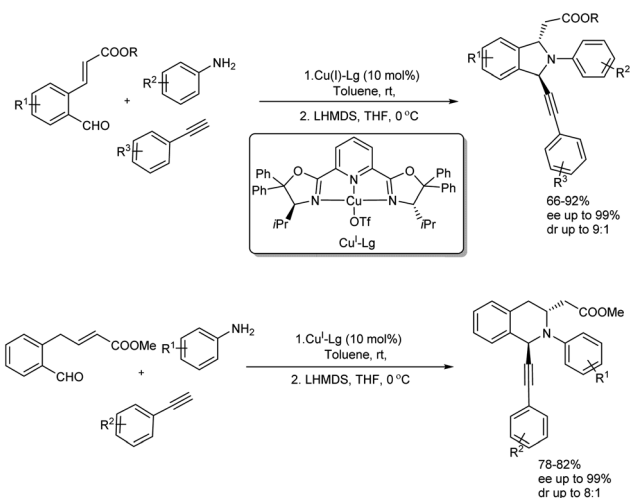


Scheme 42 Plausible mechanism of sulfonyl lactone synthesis [this figure has been reproduced from ref. 48 with permission from John Wiley & Sons, copyright 2018].





Scheme 43 Multi-component reaction of alkynes, sulfonyl azides and allylamines for the synthesis of 2,3-dihydro-1*H*-imidazo-[1,2-*a*]indoles.

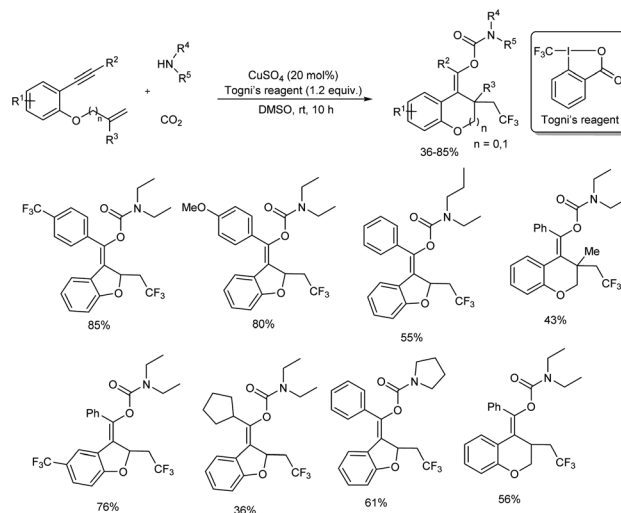


Scheme 44 Enantio- and diastereoselective synthesis of 1,3-disubstituted isoindolines and tetrahydroisoquinolines.

successfully, 1,3-disubstituted tetrahydroisoquinolines (THIQ) were also prepared in high amount.

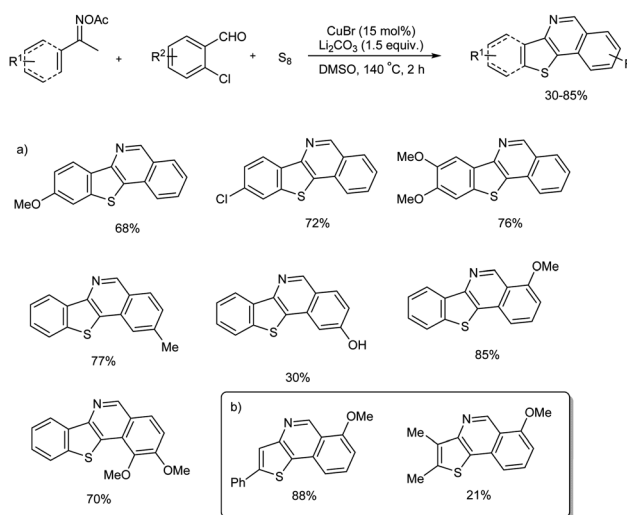
A novel and efficient method for the preparation of trifluoromethyl-substituted carbamates (which are difficult to prepare by other means) was achieved *via* an efficient copper(II)-catalyzed cascade cyclization of enynes with Togni's reagent, carbon dioxide, and amines.⁵¹ Copper source selected for the synthesis was CuSO_4 and reaction was carried out in dry DMSO at room temperature for 10 hours. The catalytic method exhibited good functional group tolerance as well as broad substrate scope (Scheme 45). Diverse 1,6-enynes having substituted aryl groups at the terminal alkyne gave the corresponding products in moderate to high yields. Electron-donating as well as electron-withdrawing groups at the *ortho*, *meta*, or *para* positions of the benzene ring were well tolerated. Moreover, substrates with a heterocycle or fused aryl ring also reacted efficiently under this protocol. The scope of amines investigated found dialkylamines; both symmetric and unsymmetric ones and several cyclic secondary amines gave good yields of final product. Whereas, reaction using primary amines such as *n*-butylamine was unsuccessful.

A range of benzo[4,5]thieno[3,2-*c*]isoquinoline and thieno[3,2-*c*]isoquinoline compounds were prepared from a multi-component cascade bis-heteroannulation reaction of methylketoximes, *o*-halobenzaldehydes and elemental sulfur.⁵² Initial reaction commenced with acetophenone oxime ester, *o*-halo-substituted benzaldehydes and elemental sulfur in presence



Scheme 45 Preparation of trifluoromethyl-substituted carbamates through copper-catalyzed cascade cyclization of enynes.

CuBr and Li_2CO_3 in DMSO. No desired product was obtained in the absence copper catalyst and mechanistic studies exhibited the significance of Cu(I) species in the conversion. Notably, when *o*-chlorobenzaldehyde was used instead of *o*-bromobenzaldehyde 52% yield of desired product was obtained. Substrate scope of the reaction was explored using a range of aromatic methyl ketoxime substrates and *o*-chlorobenzaldehydes (Scheme 46(a)). Several methyl ketone oximes with methoxy, alkyl, and halogen (Br, Cl, F) substituents were tolerated and thieno[3,2-*c*]isoquinolines were obtained in moderate to good yields. In the case of *o*-chlorobenzaldehydes electronic properties of the substituent attached to the benzaldehyde had clear influence on the amount of final products. While substrates with electron-donating group reacted smoothly, electron-withdrawing groups quenched the



Scheme 46 Multi-component cascade bis-heteroannulation reaction using (a) aromatic methyl ketoximes, (b) vinyl ketoximes.



conversion. The vinyl ketoximes, tried for the reaction also worked well and thieno[3,2-*c*]isoquinoline products were obtained in 21–88% yield (Scheme 46(b)). The present protocol is an efficient as well as straightforward strategy towards benzo [4,5]thieno[3,2-*c*]isoquinoline and thieno[3,2-*c*]isoquinoline compounds and the synthesis of these motifs are not much explored due to their structural complexity.

A facile and green protocol for the construction of 2*H*-indazole, 7,10-diaryl-7*H*-benzo[7,8]chromeno[2,3-*d*]pyrimidin-8-amine and quinazoline derivatives was achieved in the presence of decorated peptide nanofibers with copper nanoparticles (CuNP-PNF) (Scheme 47).⁵³ These peptide nanofibers were prepared *via* self-assembly technique and using histidine as the building block. The role of succinic anhydride was accessed during preparation of peptide nanofiber in two ways, without adding succinic anhydride and by adding at pH 4 and at pH 5 respectively. During the synthesis of chromeno[2,3-*d*]pyrimidin-8-amine, α -naphthol, benzaldehyde, malononitrile and ammonium acetate were selected as model substrates and better results were obtained with 250 μ L of CuNP-PNF catalyst in poly(ethylene glycol) (PEG) solvent at 130 °C. Several aldehydes with electron-donating and electron-withdrawing groups reacted well under the standard reaction condition and afforded good to excellent yield of the desired products. The efficiency of CuNP-PNF catalysts was investigated for the preparation of 2*H*-indazoles as well as quinazoline derivatives from multicomponent reaction of aromatic amine or aliphatic amine, 2-bromobenzaldehydes and sodium azide, and the optimized condition of first synthesis was found suitable for 2*H*-indazoles as well as quinazolines synthesis. Both reaction exhibited satisfactory substrate scope and 2*H*-indazoles were formed in high amount than quinazolines.

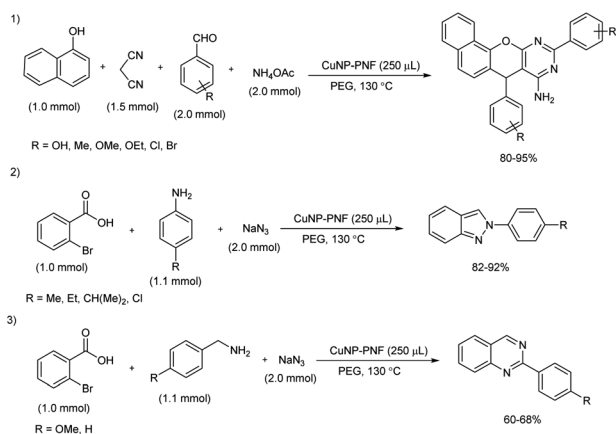
Shang and co-workers reported an environmentally sustainable one-pot, three-component reaction of ethyl 2-azidoacetate, salicylaldehydes and arylacetylenes for 3-triazolylcoumarins synthesis in the presence of copper(i) catalyst (Scheme 48).⁵⁴ The reaction includes (1) copper-catalyzed azide-alkyne cycloaddition (2) Knoevenagel condensation (3)

intramolecular transesterification sequence mediated by base. The reaction was performed in the presence of 5 mol% CuI, 1 equiv. of K₃PO₄ in ethanol at 50 °C for 5 hours. When salicylaldehydes having moderate electron-withdrawing or electron-donating group showed moderate to good reactivity towards the reaction. Whereas, strong electron-withdrawing and electron-donating groups gave only trace amount of corresponding product. For arylacetylenes, halide substituents were compatible and good amount of product was offered. Interestingly, fluorescence properties of 3-triazolylcoumarin derivatives evaluated and they exhibited broad range of fluorescence emission.

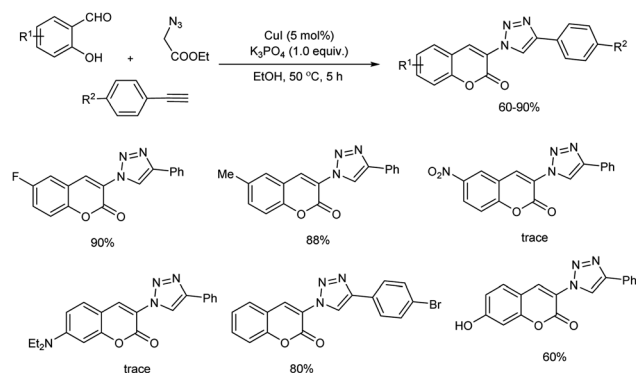
A domino protocol from easily available aldehydes, *o*-bromoacetophenones and sodium azide for the synthesis of 2,1-benzisoxazole-containing 1,2,3-triazoles in the presence of Cu(II) catalyst was studied (Scheme 49).⁵⁵ The model reaction involved *o*-bromoacetophenone, benzaldehyde, and sodium azide, and the optimized reaction condition was the reaction in presence of 50 mol% of CuO, 2.0 equiv. of K₂CO₃ in 3 mL DMSO at a temperature of 100 °C. Various aromatic aldehydes employed engaged in the reaction effectively irrespective of electronic effect and heteroaryl aldehydes like, thiophene-2-carbaldehyde, thiophene-3-carbaldehyde and furan-2-carbaldehyde also tolerated in this reaction. Substrate studies for *o*-bromoacetophenones conducted revealed that *o*-bromoacetophenones with electron-withdrawing substituents gave higher yield than *o*-bromoacetophenones with electron-releasing groups. Applicability of present protocol was studied by conducting further reactions with obtained products. A detailed mechanistic investigation of this synthesis explored found out various reactions involved in the process are aldol condensation, copper-catalyzed oxidative [3 + 2] cycloaddition, 1,2,3-triazole-assisted azidation and denitrogenative cyclization sequences (Scheme 50).

3. Conclusions

Heterocycles are found extensively in biological as well as pharmaceutical compounds and a growing interest in heterocyclic synthesis is evident from the literature reports. Copper-

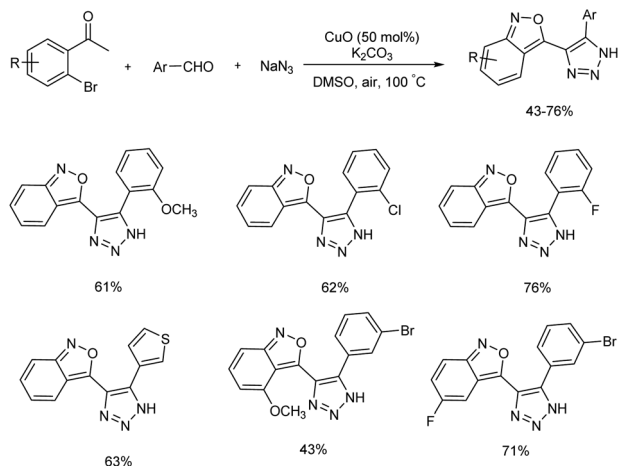


Scheme 47 Preparation of 7,10-diaryl-7*H*-benzo[7,8]chromeno[2,3-*d*]pyrimidin-8-amine, 2*H*-indazoles, and quinazolines.

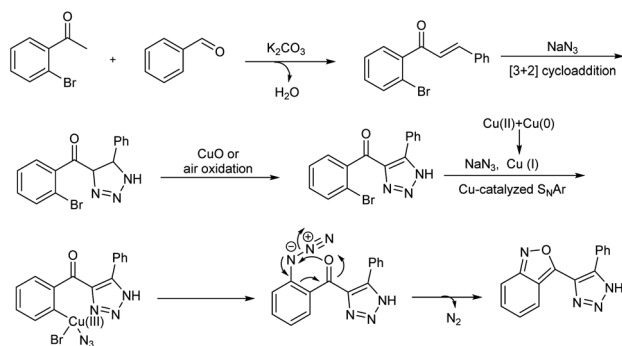


Scheme 48 Cu-based one-pot reaction cascade reaction of ethyl 2-azidoacetate, salicylaldehydes and arylacetylenes.





Scheme 49 Synthesis of 2,1-benzisoxazole-containing 1,2,3-triazoles.



Scheme 50 Plausible mechanism for the synthesis of 2,1-benzisoxazole-containing 1,2,3-triazoles synthesis [this figure has been reproduced from ref. 55 with permission from American Chemical Society, copyright 2020].

catalyzed heterocycle synthesis is remarkably beneficial and are broadly studied at present time. In this highlight, we have discussed some of the developments in copper-catalyzed multicomponent synthesis of heterocycles in the past two years. Most of the reactions reviewed here have opened an economically favourable route towards large number of synthetically valuable molecules including potentially active biomolecules. Operational easiness and readily available starting materials make this procedure more acceptable than other existing heterocycle synthesis. Advantage of multicomponent reactions such as combining various reaction steps in single operation and incorporation of several reactive functionalities into molecules by fewer steps have enabled easy and efficient synthesis of structurally complex heterocycles. Incorporation of valuable and reactive functional groups in these methods pave way for further transformations. Profound advantages like, low catalyst loading, mild reaction conditions, high atom economy and wide functional group tolerance are widely seen in most of the methods reported here. This catalytic protocol has enabled easy preparation of numerous simple and fused 5- and 6-membered

heterocycles with one, two or three heteroatoms. Solvent used varied in most of the reactions and heterocycles were also prepared in solvent-free conditions. Some reactions are carried out in water and reactions in aqueous media, which are environmentally sustainable have high significance in present as well as future research. It seen that copper(i) and copper(ii) species are employed in the reactions and copper(i) is used in majority of the reactions. Even though, in some reactions electronic nature of substituent group on reactants exhibited a direct influence on the product yield, a general trend in this behaviour is not observed. Most of the reactions completed within relatively shorter reaction time, ligand-free conditions and at a temperature range of 25–130 °C. It is observed that comparatively higher yield of products was obtained when the reaction was carried under microwave or ultrasonic irradiation. Copper-catalyzed multicomponent synthesis of heterocycles is an active area with wide possibilities in organic synthesis. Amount of work published within this area portrays the significance of this heterocyclic synthesis. Constant developments in this field are seen and efficient as well as easy procedures for the synthesis of heterocycles is of high demand. Environmentally viable and economic reactions for heterocyclic synthesis is expected to be more explored in the coming years.

Conflicts of interest

There are no conflicts to declare.

Acknowledgements

MN thanks the University Grants Commission (UGC, New Delhi) for a research fellowship. GA thanks the Kerala State Council for Science, Technology and Environment (KSCSTE), India, for a research grant (No. 341/2013/KSCSTE dated 15.03.2013).

References

- 1 P. Majumdar, A. Pati, M. Patra, R. K. Behera and A. Kumar Behera, *Chem. Rev.*, 2014, **114**, 2942.
- 2 C. Hu, L. Lu and J. P. Wan, *Curr. Med. Chem.*, 2017, **24**, 2241.
- 3 L. Zhou, M. L. Hossain and T. Xiao, *Chem. Rec.*, 2016, **16**, 319.
- 4 P. D. Leeson and B. Springthorpe, *Nat. Rev. Drug Discovery*, 2007, **6**, 881.
- 5 R. E. Ziegert, J. Torång, K. Knepper and S. Bräse, *J. Comb. Chem.*, 2005, **7**, 147.
- 6 I. J. S. Fairlamb, *Chem. Soc. Rev.*, 2007, **36**, 1036.
- 7 S. Thapa, B. Shrestha, S. K. Gurunga and R. Giri, *Org. Biomol. Chem.*, 2015, **13**, 4816.
- 8 I. Ugi, *Pure Appl. Chem.*, 2001, **73**, 187.
- 9 J. Fairoosa, S. Saranya, S. Radhika and G. Anilkumar, *ChemistrySelect*, 2020, **5**, 5180.
- 10 R. M. Cherian, N. A. Harry, S. Saranya, K. R. Rohit and G. Anilkumar, *Asian J. Org. Chem.*, 2019, **8**, 197.
- 11 T. Pal, G. Kumar Lahiri and D. Maiti, *Eur. J. Org. Chem.*, 2020, **2020**, 6859.
- 12 P. Shiri, *Appl. Organomet. Chem.*, 2020, **34**, e5600.



Review

- 13 A. Samzadeh-Kermani and S. Ghasemi, *J. Heterocycl. Chem.*, 2019, **56**, 2202.
- 14 Q. Yuan, D. Liu and W. Zhang, *Org. Lett.*, 2017, **19**, 1144.
- 15 D. Ba, Y. Chen, W. Lv, S. Wen and G. Cheng, *Org. Lett.*, 2019, **21**, 8603.
- 16 S. A. Hamrahian, J. Raktshah, S. M. M. Davijani and S. Salehzadeh, *Appl. Organomet. Chem.*, 2018, **32**, 4501.
- 17 P. Xu, Y.-M. Zhu, X.-J. Li, F. Wang, S.-Y. Wang and S.-J. Ji, *Adv. Synth. Catal.*, 2019, **361**, 1.
- 18 F. Xiao, S. Yuan, H. Huang, F. Zhang and G. Deng, *Org. Lett.*, 2019, **21**, 8533.
- 19 X.-D. Wang, L.-H. Zhu, P. Liu, X.-Y. Wang, H.-Y. Yuan and Y.-L. Zhao, *J. Org. Chem.*, 2019, **84**, 16214.
- 20 W.-B. Huang, F.-Y. Ren, M.-W. Wang, L.-Q. Qiu, K.-H. Chen and L.-N. He, *J. Org. Chem.*, 2020, **85**, 14109.
- 21 Y. Wang, X. Liu, B. Zhu, P. Guo, Y. Pei, Q. He and H. Cao, *J. Org. Chem.*, 2020, **85**, 10118.
- 22 Y. Zhang, L. Huang, X. Li, L. Wang and H. Feng, *J. Org. Chem.*, 2019, **84**, 5046.
- 23 M. Khalaj, M. Sadeghpour, S. M. M. Safavi, A. Lalegani and S. M. Khatami, *Monatsh. Chem.*, 2019, **150**, 1085.
- 24 A. Keivanloo, M. Bakherad, M. Khosrojerdi and A. H. Amin, *Res. Chem. Intermed.*, 2018, **44**, 2571.
- 25 P. Bao, H. Yue, N. Meng, X. Zhao, J. Li and W. Wei, *Org. Lett.*, 2019, **21**, 7218.
- 26 X.-X. Wang, Y. Xin, Y. Li, W.-J. Xia, B. Zhou, R.-R. Ye and Y.-M. Li, *J. Org. Chem.*, 2020, **85**, 3576.
- 27 H. Esmaeili-Shahri, H. Eshghi, J. Lari, S. A. Rounaghi and E. Esmaeili-Shahri, *Res. Chem. Intermed.*, 2019, **45**, 2963.
- 28 V. R. Velpuri and K. Muralidharan, *J. Organomet. Chem.*, 2019, **884**, 59.
- 29 A. Shaabani, M. Shadi, R. Mohammadian, S. Javanbakht, M. T. Nazeri and F. Bahri, *Appl. Organomet. Chem.*, 2019, **33**, 5074.
- 30 A. A. Saikia, R. N. Rao, S. Das, S. Jena, S. Rej, B. Maiti and K. Chanda, *Tetrahedron Lett.*, 2020, **61**, 152273.
- 31 W. H. Mudd and E. P. Stevens, *Tetrahedron Lett.*, 2010, **51**, 3229.
- 32 A. Mayooufi, M. Romdhani-Younes, Y. Carcenac and J. Thibonnet, *Synth. Commun.*, 2019, **49**, 2168.
- 33 A. Yahyazadeh, E. Abbaspour-Gilandeh and M. Aghaei-Hashjin, *Catal. Lett.*, 2018, **148**, 1254.
- 34 K. N. Patil, R. A. Mane, S. B. Jadhav, M. M. Mane and V. B. Helavi, *Chem. Data Collect.*, 2019, **21**, 100233.
- 35 J. Sun, X. Cheng, J. K. Mansaray, W. Fei, J. Wan and W. Yao, *Chem. Commun.*, 2018, **54**, 13953.
- 36 T. Shi, F. Qin, Q. Li and W. Zhang, *Org. Biomol. Chem.*, 2018, **16**, 9487.
- 37 J. Lou, J. Ma, B.-H. Xu, Y.-G. Zhou and Z. Yu, *Org. Lett.*, 2020, **22**, 5202.
- 38 X. Li, T. Wang, Y. Lu, S. Ji, Y. Huo and B. Liu, *Org. Biomol. Chem.*, 2018, **16**, 7143.
- 39 Z. T. Bhutia, D. Das, A. Chatterjee and M. Banerjee, *ACS Omega*, 2019, **4**, 4481.
- 40 Z. Gan, Q. Yan, G. Li, Q. Li, X. Dou, G.-Y. Li and D. Yang, *Adv. Synth. Catal.*, 2019, **361**, 4558.
- 41 R. K. Sharma, S. Yadav, S. Sharma, S. Dutta and A. Sharma, *ACS Omega*, 2018, **3**, 15100.
- 42 J. Kim and K. Oha, *Adv. Synth. Catal.*, 2020, **362**, 3576.
- 43 H. Saeidiroshan and L. Moradi, *J. Organomet. Chem.*, 2019, **893**, 1.
- 44 K. S. Alghamdi, N. S. I. Ahmed, D. Bakhotmah and M. Mokhtar, *J. Nanosci. Nanotechnol.*, 2020, **20**, 890.
- 45 R. Rodrigues, L. Q. Tran, B. Darses, P. Daubana and L. Neuville, *Adv. Synth. Catal.*, 2019, **361**, 4454.
- 46 G. Satish, P. Ashok, L. Kota and A. Ilangovan, *Org. Biomol. Chem.*, 2019, **17**, 4774.
- 47 Y. Liang, Z. Tan, H. Jiang, Z. Zhu and M. Zhang, *Org. Lett.*, 2019, **21**, 4725.
- 48 Y. Wang, L. Deng, J. Zhou, X. Wang, H. Mei, J. Han and Y. Pan, *Adv. Synth. Catal.*, 2018, **360**, 1060.
- 49 H. Jin, D. Liu, B. Zhou and Y. Liu, *Synthesis*, 2020, **52**, 9.
- 50 B. Gopal Das, S. Shah and V. K. Singh, *Org. Lett.*, 2019, **21**, 4981.
- 51 L. Wang, C. Qi, R. Cheng, H. Liu, W. Xiong and H. Jiang, *Org. Lett.*, 2019, **21**, 7386.
- 52 Z. Xu, G.-J. Deng, F. Zhang, H. Chen and H. Huang, *Org. Lett.*, 2019, **21**, 8630.
- 53 Z. Taherinia, A. Ghorbani-Choghamarani and M. Hajjami, *ChemistrySelect*, 2019, **4**, 2753.
- 54 X. He, R. Li, M. Xie, J. Duan, Q. Tang and Y. Shang, *New J. Chem.*, 2020, **44**, 12266.
- 55 Y. Wang, P. Yu, Q. Ren, F. Jia, Y. Chen and A. Wu, *J. Org. Chem.*, 2020, **85**, 2688.

