


 Cite this: *RSC Adv.*, 2021, **11**, 10548

A state-of-the-art review on coir fiber-reinforced biocomposites

 K. M. Faridul Hasan, * Péter György Horváth, Miklós Bak and Tibor Alpár*

The coconut (*Cocos nucifera*) fruits are extensively grown in tropical countries. The use of coconut husk-derived coir fiber-reinforced biocomposites is on the rise nowadays due to the constantly increasing demand for sustainable, renewable, biodegradable, and recyclable materials. Generally, the coconut husk and shells are disposed of as waste materials; however, they can be utilized as prominent raw materials for environment-friendly biocomposite production. Coir fibers are strong and stiff, which are prerequisites for coir fiber-reinforced biocomposite materials. However, as a bio-based material, the produced biocomposites have various performance characteristics because of the inhomogeneous coir material characteristics. Coir materials are reinforced with different thermoplastic, thermosetting, and cement-based materials to produce biocomposites. Coir fiber-reinforced composites provide superior mechanical, thermal, and physical properties, which make them outstanding materials as compared to synthetic fiber-reinforced composites. However, the mechanical performances of coconut fiber-reinforced composites could be enhanced by pretreating the surfaces of coir fiber. This review provides an overview of coir fiber and the associated composites along with their feasible fabrication methods and surface treatments in terms of their morphological, thermal, mechanical, and physical properties. Furthermore, this study facilitates the industrial production of coir fiber-reinforced biocomposites through the efficient utilization of coir husk-generated fibers.

 Received 11th January 2021
 Accepted 16th February 2021

DOI: 10.1039/d1ra00231g

rsc.li/rsc-advances

1. Introduction

Natural fiber-reinforced composite materials have received continuous attention due to their industrial application potential. Natural fibers are comparatively cheap, renewable, completely/partially recyclable, biodegradable, and eco-friendly,^{1–6} and synthetic products^{7–12} are continuously being replaced by natural products.^{13–16} The lignocellulosic fiber materials including flax, hemp, ramie, kenaf, jute, coir, hard and softwood materials, and rice husk are the biggest sources of biocomposite filler materials.^{17,18} Their availability, costing, lower density, and overall convenient mechanical features have made them attractive ecological materials as compared to synthetic fibers such as glass, carbon, nylon, and aramid. Natural fibers have a long history of usage for various products ranging from housing to construction and clothing.^{19–22} Natural fiber-reinforced composites are used in diverse applications such as automobiles, aerospace, construction and building sector, consumer products, packaging, and biomedicine. However, nowadays, synthetic fiber-reinforced products are still being used for producing composite materials because of the lack of adequate technology, research, and scientific

innovations to utilize renewable natural fibers as a prominent replacement for biocomposite production.

Natural fibers are classified into different categories, such as animal, vegetable, and mineral fibers, and are further classified as seed, bast, stalk, grass/reeds, wood (hard and soft), and leaf fibers.^{23,24} Coir belongs to a popular seed fiber group; besides, as a lignocellulosic material, coir remains neutral in terms of CO₂ emissions.^{25,26} Lignocellulosic materials are in line with the Kyoto protocol in terms of minimizing greenhouse gas emissions. However, there are some plants such as the banana plant, which are cultivated primarily for fruits; although, their leftover barks/leaves can be used as a potential biocomposite raw material.^{27,28} This fiber from banana is seldom used and is discarded just after collecting fruits. Fibers from coconut fruits also have a similar phenomenon just after collecting the fruits/coconuts water – they are discarded into the environment in general. Coconuts are grown in many parts of the world, especially in tropical and sub-tropical areas and play a significant role in economic development. It was reported that around fifty billion coconuts are produced throughout the world accumulating a huge quantity of coir fibers.^{26,29}

Coconut husks are used for culinary purposes after extracting the copra and the interior liquid endosperm. The fruit shell of the coconut has a long decay time; hence, the transformation manufacturer and areas associated with high coconut consumption are facing challenges for disposing this waste

Simonyi Károly Faculty of Engineering, University of Sopron, Sopron, Hungary. E-mail: k.m.faridul.hasan@phd.uni-sopron.hu; alpar.tibor@uni-sopron.hu



through feasible and convenient disposal approaches.³⁰ Another challenging aspect of coconut is that the husk and coconut fruits can float in ocean water without rotting for more than a month. Furthermore, durability is a major problem in natural fiber-reinforced composites; however, since coir fiber contains more lignin as compared to other natural fibers, it is more durable.³¹ Due to greater elongation at break properties, coir fiber-reinforced composites are also stretchable up to their elastic limit without rupturing.³¹ In this regard, fibers obtained from coconut husk are currently attracting attention from researchers and industrialists to determine more convenient routes for utilization.

The manufacturing approaches to natural fiber-reinforced composites are leaning toward novel and innovative routes for sustainable production. However, the biocomposite production from natural fiber reinforcement depends on various factors like interfacial fiber to matrix adhesions, length and contents of fiber, treatments of fibers, and the dispersions of polymers into the fiber structure. In this regard, researchers are becoming more interested in biocomposite manufacturing research^{4,32–37} and so coir fiber-reinforced composites^{38–40} are also getting significant consideration. Different researchers have reported promising results on developed coir fiber-reinforced biocomposites from different perspectives (thermal, mechanical, morphological, and so on). Rejeesh *et al.*⁴⁰ have suggested that coir fiberboards could function as an alternative flame retardant material to other plywoods. Oliveira *et al.*⁴¹ have proposed a design involving short coir fiber reinforced with epoxy thermosets through applying uniaxial pressure, characterized in terms of flexural properties, impact strength, and physical properties. The same study has further claimed that the perceived impact resistance and flexural modulus were satisfactory when 35% fiber volume with 375 g m⁻² (fiber grammage/density) was used,⁴¹ although they found higher flexural strengths at 300 g m⁻². Ayrilmis *et al.*⁴² reported coir fiber reinforcements with polypropylene (PP) in the presence of a coupling agent and found that the increased volume of the fiber loading negatively influenced the internal bonding strength and water resistance of the biocomposites. They also found an optimum fiber loading of coir (60%), up to which the tensile and flexural strengths of the composites increase.⁴²

Natural fibers have very good compatibility with different thermoplastics, thermosetting polymers, or cementitious materials because of their lower density, better thermal insulation properties, mechanical properties, lower prices, unlimited availability, nontoxic approaches, and problem-free disposals. Although the thermal, mechanical, and morphological properties of the natural fibers have been studied by so many researchers, the studies on coir fibers are still limited. Hence, this research reports various chemical, physical, morphological, and thermo-mechanical features of coir fiber-reinforced biocomposites. The potential application and economical features of coconut fiber-reinforced composites are further discussed and analyzed.

2. Coir fiber material

A coconut tree can produce 50 to 100 coconut fruits per year.⁴⁴ The photographs of the coconut palm tree, coconut fruits, coconut husk, and coir fiber morphology are provided in Fig. 1. The extracted fiber from the husks of the nut-shell is termed coir fiber. The fiber is extracted from the endocarp and external exocarp layers of coconut fruits. Generally, the extracted coir fibers are a golden or brown-reddish color just after removing and cleaning from coconut husks. The size of coir fiber threads is normally within 0.01 to 0.04 inches in diameter.⁴⁵ Each coconut husk possesses 20 to 30% fibers of various fiber lengths.⁴⁶ The coconut palm tree can also be considered an integral fiber-producing renewable resource due to the different parts of the palm like the petiole bark, leaf sheath, and leaf midrib.^{47,48} The majority of palm coconuts are produced in Indonesia, Sri Lanka, Brazil, the Philippines, Vietnam, Thailand, Malaysia, Bangladesh, and India.^{49–52} A study by Eldho *et al.* has mentioned that the coastal region of Asia produces 80% of the world's coconut fibers.⁵³ The greater consumption of coconut fruits and water is generating green coconut trash, which is about 85% of the weight of the fruit. However, coir fibers are used as ropes, yarns, cords, floor furnishing materials, mattresses, sacking, brushes, insulation materials, geotextiles, and rugs. Coir fibers collected from coconut husks are thick and coarse, with some superior advantages like hard wearing capability, greater hardness quality (free from fragile characteristics like glass), better acoustic resistance, non-toxicity, moth-resistance, resistance to bacterial and fungal degradation, and they are not prone to exhibiting combustible properties.^{42,54} Besides, coir fibers have stronger resistance performances against moisture as compared to other plant-based natural fibers along with the ability to withstand salty water from the sea and heat exposure.⁴² The properties of mature coir fibers are as follows:

- 100% naturally originated fiber
- Coir fibers are strong and light
- Coir fibers easily withstand saline water
- Coir fibers easily withstand heat exposure
- Plastic shrinkage is delayed in coir-based materials by controlling the cracks developed at the initial stage
- The usage of coir in composite materials enhances thermal conductivity
- Biodegradability and renewability
- Higher water retention
- Rot-resistant
- Moth-resistant
- Heat insulator
- Have acoustic properties

Coir fibers can be of three types as shown in Fig. 2, namely, curled, bristol, and mat fibers.⁴⁵ The curled fibers are of inferior quality and are short staple fibers. Bristol fibers are coarse and thick, obtained from extractions of dry coconut husks, and are also termed as brown fibers. Mat fiber is the best coir fiber type. It is obtained from retted coconut husks and has a longer and finer yarn. The mat fiber is highly resistant against bacterial attack.⁴⁵





Fig. 1 Photographs showing the physical and morphological structure of coconut plants and coir fiber: (a) coconut plants in Bangladesh (digital photographs taken by Muhammad Abu Taher); (b) coconut fruits (digital photographs taken by Muhammad Abu Taher); (c) cross-section of coconut fruits;⁴³ (d) SEM image of coir fiber. Adapted with permission from Elsevier (c).⁴³ Copyright, Elsevier 2004 (c).

2.1 Retting of coir fibers

Coir retting is performed in canals (a small area dug to store water), or rivers in riverine countries, or stored in watery areas; the coconut husks are submerged under the water by covering them with heavy soil. A mechanism regarding coir fiber retting is depicted in Fig. 3. Compared to other natural fibers like jute, coir fibers require longer times by at least 4 to 12 months for

biological retting processes.^{55,56} The perfect retted coconut husks are separated from other poorly retted husks and washed with water to remove mud, sand, and slime from the surface. After that, the exocarp of the husk is easily peeled by hand. The coconut husks are then placed in a wooden box and beaten with wooden mallets or granite stones for further separation between the pith and coir fibers. Another washing cycle is carried out to further remove the surface impurities and the fibers are beaten

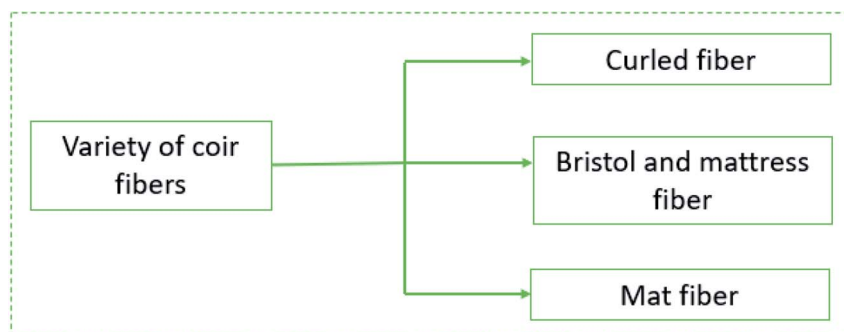


Fig. 2 Different types of coir fibers.



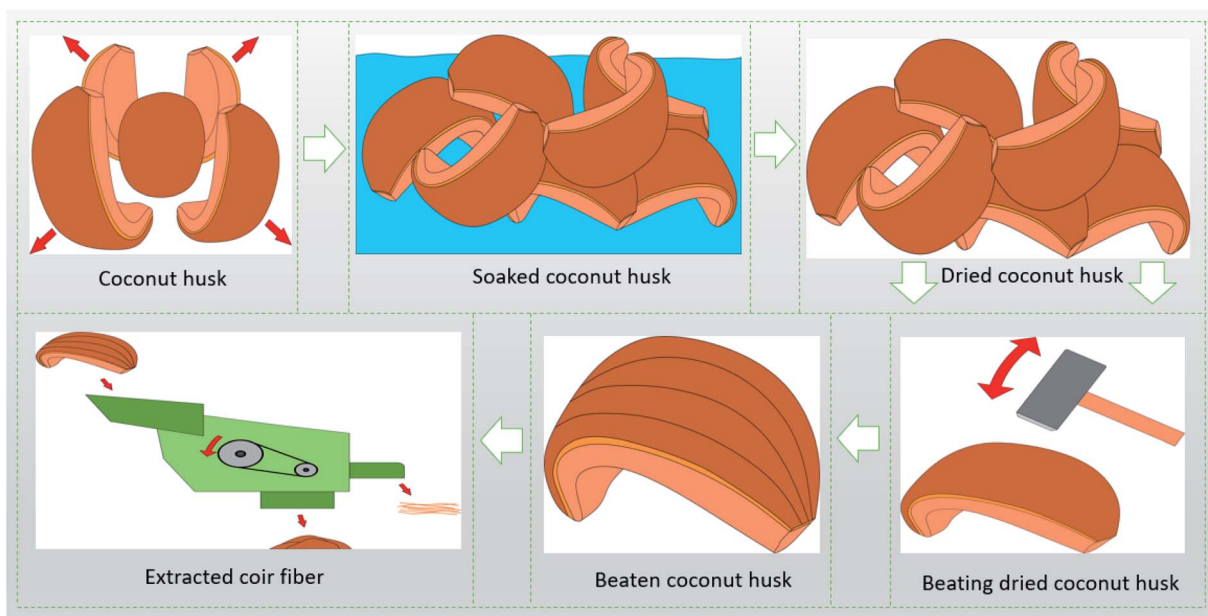


Fig. 3 Proposed retting and extraction mechanisms of coir fibers from coconut fruits and husks.

again to ensure further separation of the pith and coir. Finally, the retted coir materials are sun-dried by spreading them over a mat. The fibers are then mechanically combed to process them for the next steps like spinning. The rotted husks could also be further mechanically processed for fiber extractions. The machine also softens and removes the piths entirely from fibers and provides parallel and clean fibers.⁴⁵ The fibers required spinning are rolled in a roller for sliver formations. It was also found that tidal force is better than stagnant water for retting the coconut husks. The progression of the retting process results in the decrease/deterioration of pectin, fat, pentosan, and tannin contents but there is no loss of lignin or cellulosic substances.^{45,57,58} However, some of the researchers have also tried pollution- and hazard-free coir fiber treatment by using closed anaerobic reactor-based technology.⁵⁹

2.2 Coir fiber extractions

There are several de-husking procedures available for the separation of coconut husks from the surface of fruits. A skilled farmer could manually split and peel around 2000 coconuts in a single day (approximately), whereas the household could do 1 to 2 coconuts per day, and hotels 10 to 20 coconuts in a day.⁴⁶ An automatic de-husking machine could split and peel around 2000 coconuts every single hour.⁴⁶ The coconut husks are collected by the fiber extraction industries from different sources that are not involved with direct de-husking operations (Fig. 3). The processes of fiber extractions are defined depending on the usage and quality of the fibers. Generally, the coconut husks in India are buried near the riverbanks in pits dug in a concrete tank filled with water. Sometimes, the coconut husks are also suspended through nets and weighted to ensure that they are submerged under the water in a river. Similar processes were described by Prashant *et al.*⁴⁶ for processing coconut husks

to extract coir materials. A schematic flow process and fiber extraction method is shown in Fig. 3 and 4.

2.3 Coir-based nanocellulose

Nanotechnology has become a hot topic nowadays, especially for nanocomposites developed through extracting

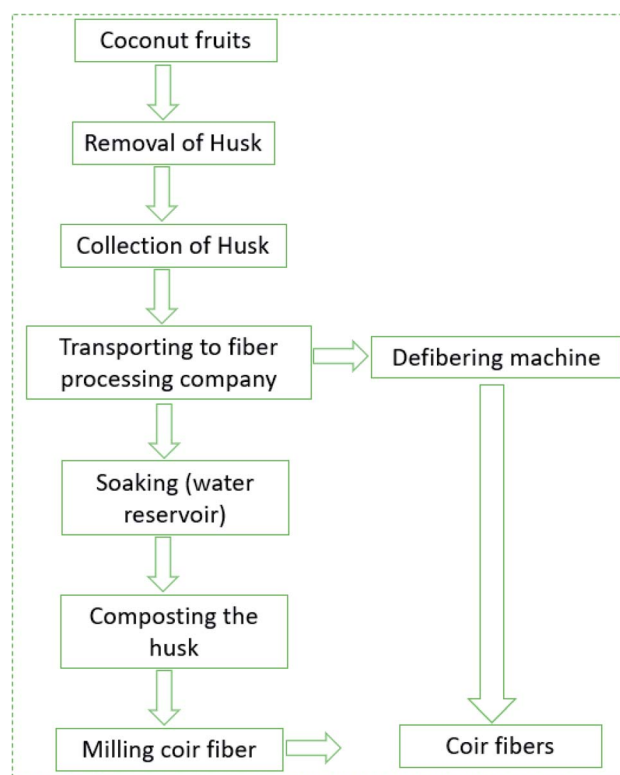


Fig. 4 Coir fiber extraction flow process from coconut fruits.



Table 1 Chemical properties of coir and different natural fibers

Fiber and sources	Cellulose	Lignin	Hemicellulose	Pectin/wax	Ash	Moisture content	Ref.
Coir (Zainudin <i>et al.</i>)	32–43	40–45	0.15–0.25	—	—	—	73
Coir (Narendar <i>et al.</i>)	27.41	42.0	14.63	10.16	—	—	74
Coir (Verma <i>et al.</i>)	37	42	—	—	—	—	71
Coir (Malkapuram <i>et al.</i>)	36–43	41–45	10–20	3–4	—	—	75
Coir (Barbosa Jr <i>et al.</i>)	43.4 ± 1.2	48.3 ± 1.9	4.0 ± 0.03	—	3.5 ± 0.2	10.2 ± 0.2	76
Coir (Abraham <i>et al.</i>)	39.3 (±4)	49.2 (±5)	2 (±0.5)	—	—	9.8 ± 0.5	53
Flax (Kabir <i>et al.</i>)	71	2.2	18.6–20.6	2.3/1.7	—	10.0	77
Kapok (Raju <i>et al.</i>)	35	21	32	—	—	—	78
Bamboo (Hasan <i>et al.</i>)	73.83	10.15	12.49	0.37	—	3.16–8.9	1
Sugarcane bagasse (Raju <i>et al.</i>)	55.2	25.3	16.8	—	—	—	78
Jute (Kabir <i>et al.</i>)	67–71.5	12–13	13.6–20.4	0.2/0.5	—	12.6	77
Hemp (Kabir <i>et al.</i>)	70.2–74.4	3.7–5.7	17.9–22.4	0.9/0.8	—	10.8	77
Ramie (Kabir <i>et al.</i>)	68.8–76.2	0.7–0.6	13.1–16.7	1.9/0.3	—	8.0	77
Sisal (Kabir <i>et al.</i>)	67–68	8.0–11.0	10.0–14.2	10.0/2.0	—	11.0	77
Pineapple (Raju <i>et al.</i>)	82	12	—	—	—	—	78

nanocellulose from different natural fiber-based materials.^{60–64} The cellulose fibrils can be easily cleaved when hydrolyzed with acidic solutions in small particles, which are termed microcrystalline cellulose, nanocellulose, cellulose nanowhiskers, and cellulose nanocrystals.⁶⁵ Nanocrystalline cellulose has certain benefits as compared to other nano-structured materials.⁶⁵ The extraction of nanocellulose from coir husk could be another prominent raw material for nanocomposite production. Generally, coir fiber-based manufacturing industries use the coir materials just after the extraction without any additional processing. However, the nanotechnology-based functionalization or treatment of coir materials needs satisfactory and feasible extraction protocols. The separation of nanocellulose from coconut husk could open another new door for industrially advanced composite materials. There are several pretreatment methods used for isolating nanocellulose fibers from coconut. Steam explosion is one of the most attractive and popular technologies in this regard.⁵³ Machado *et al.*⁶⁵ reported a plasticized nanocomposite developed from biodegradable cassava starch film with glycerol and coir fiber-derived nanocellulose (length/diameter value 38.9 ± 4.7 after acidic hydrolysis, performed at 50 °C for 10–15 min in the presence of 64% H₂SO₄). They further found that the as-produced composites provided higher tensile modulus but there was a decline in the elongation modulus.⁶⁵

2.4 Coir fiber compositions

The composition of fiber depends on the types of extracted plants and agricultural conditions.^{66,67} Generally, cellulose, lignin, and hemicelluloses are three chemical constituents of plant-based fibers, whereas the cellulose and hemicelluloses are polysaccharides and lignin is a three-dimensional (3D) amorphous polyphenolic macromolecule, comprised of three different types of phenylpropane units.^{68,69} The celluloses are crystalline, whereas lignin is amorphous.⁷⁰ However, the lignin is normally located at the fiber surface, whereas the cellulose acts as the backbone of the natural fibers. The coir fibers are

composed of cellulose, lignin, hemicellulose, pectin, ash, and other water-soluble elements as shown in Table 1. It was found that coir fibers have approximately 40 to 50% lignin, 27 to 45% cellulose, 0.15 to 20% hemicellulose, 3.5% ash, and 9 to 11% moisture content (Table 1). In contrast to other natural fibers, coir fibers contain more lignin but less cellulosic polymers.⁷¹ However, the higher lignin contents of coir make it harder and naturally rigid. Besides, the resiliency, rot and damp-resistance properties and water absorption capability have made it exceptionally convenient for multifaceted applications. Coir also provides wonderful hard-wearing and endurance features along with weather resistance characteristics, which make it suitable for cords, brushes, and rope-based applications. The enriched lignin and cellulose contents of coir have made it an excellent candidate for biocomposite production as compared to other natural fibers as a potential filler material due to its inherent properties like strength and modulus.⁷² The higher lignin but relatively lower cellulose content of coir results in

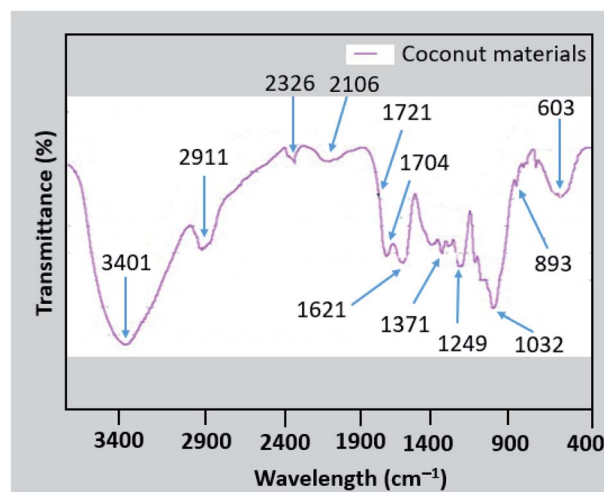


Fig. 5 FTIR analysis of coconut materials. Copyright, Elsevier 2010. Adapted with permission from Elsevier, 2010.⁷⁹



Table 2 FTIR analysis of coconut materials. Copyright, Elsevier 2010. Adapted with permission from Elsevier, 2010.⁷⁹

Location of peaks (cm ⁻¹)	Assignment	Coconut materials
3460–3400	Stretching of O–H	3401
3000–2850	C–H symmetric and asymmetric stretching related to methylene and methyl groups	2911
2400–2300	Stretching vibrations of P–H and P–O–H	2326
2200–2100	Stretching of Si–H	2101
1738–1700	Stretching of C=O in uronic ester and acetyl group or carboxylic group of coumaric and ferulic acids	1721
1650–1580	Bending of N–H in primary amines	1621
1375–1350	Stretching of C–H in phenolic and methyl alcohol or rocking of C–H in alkanes	1371
1250–1200	Stretching of Si–CH ₂ in alkanes or C–O plus C–C plus C=O	1249
1086–1030	Deformation of C–O in secondary alcohol and aromatic or aliphatic C–H in plan deformation plus deformations of C–O in primary alcohol	1032
900–875	Frequency of C-1 group/ring	893

Table 3 Typical FTIR analysis of different natural fibers.^{83–87}

Stretching/bonding	Jute (cm ⁻¹)	Hemp (cm ⁻¹)	Kenaf (cm ⁻¹)	Kapok (cm ⁻¹)	Sisal (cm ⁻¹)	Pineapple leaf (cm ⁻¹)
C–H	1255.6	—	—	1245.5	1259.9	—
C–H	1383.1	1384.1	—	1383.6	1384.1	1374.2
C=C	1596.1	1654	—	1596.1	1653.9	1608.3
C=O	1741.1	—	1736	1741.1	1736.5	1737.4
C–H	2918.1	2920.5	2899	2918.1	2924.2	2903.8
–OH	3419.7	3448	3338	3419.7	3447.2	3349.9

elongation at break as well as the tensile strength of coir fiber-reinforced composites.

2.5 Structural properties of coir fiber

A typical FTIR analysis (spectra and associated peaks in tabulated form) of coir and other natural fibers is shown in Fig. 5 and Tables 2 and 3. The peak at 3401 cm⁻¹ is associated with O–H stretching vibrations, which is a typical characteristic of natural fibers (Table 3).^{2,79} The broad absorption peak is associated with the hydrophilic characteristics of the coconut materials, indicating the presence of the –OH group in aromatic and aliphatic alcohols. The peak at 2911 cm⁻¹ is responsible for the symmetric and asymmetric stretching of C–H, which is related to the methylene and methyl groups. The aliphatic moieties of hemicellulose and cellulose are indicated by these two stretching peaks.^{80,81} The absorption band at 1721 cm⁻¹ is related to the stretching of C=O groups in the uronic ester and acetyl groups or carboxylic group of coumaric and ferulic acids of lignin.^{81,82} The presence of amide I is reflected by the peak at 1621 cm⁻¹. The vibration frequency depends on the hydrogen bonding nature of N–H and C=O groups and protein secondary structures.^{80,81} The deformation of C–O is related to the peaks at 1030 and 1086 cm⁻¹. The overall FTIR study shows the significant presence of the chemical constituents of coir materials. Some other relevant information on FTIR studies on coir materials is tabulated in Table 2.

2.6 Physical and mechanical properties of coir fibers

The ultimate mechanical properties of the coir fiber-reinforced biocomposites are also significantly influenced by the characteristics of the control coir materials.^{71,88} In this regard, it is necessary to study the chemical and physical characteristics of coir materials before the fabrication of biocomposites. Some of the recently reported chemical and physical properties are tabulated in Tables 1 and 4 for coir materials and some other commonly used natural fibers. The most significant physical properties of the coir fibers include density, strength, elastic modulus, and elongation at break, whereas the chemical characteristics are variable in terms of lignin, cellulose, and hemicelluloses. It could be concluded that coir fibers have a density of around 1.15 to 1.45 g cm⁻³, an elastic modulus of 4 to 7 GPa, 54 to 250 MPa strength, and 3 to 40% elongation at break (%), depending on the type, origin, nature, and processing of the fiber (Table 4). The different concentrations of lignin contained in coir also influence the variable mechanical properties as shown in Table 5.

2.7 Treatment of coir fibers

The interfacial adhesion characteristics between the natural fiber and matrix is an extremely important parameter that significantly affects the mechanical features of biocomposites through enabling stress transfer from the polymeric matrix to fibers.⁹⁴ The chemical cross-linking or physical origination could impact the adhesion of the fibers and polymers in the



Table 4 Mechanical properties of coir and different commonly used natural fibers

Sources	Elastic modulus (GPa)	Strength (MPa)	Density (g cm ⁻³)	Elongation at break (%)	Ref.
Coir (Tran <i>et al.</i>)	4.6–4.9	210–250	1.3	—	89
Coir (Malkapuram <i>et al.</i>)	4–6	131–175	1.15	15–40	75
Coir (Defoirdt <i>et al.</i> and Nam <i>et al.</i>)	4–7	186–345	1.29	—	90 and 91
Coir (Balaji <i>et al.</i>)	—	54	1.45	3–7	92
Coir (Barbosa Jr <i>et al.</i>)	—	120 ± 5	—	8.0 ± 1.0	76
Flax (Kabir <i>et al.</i>)	30–60	345–1100	1.5	0.2–0.7	77
Abaca (Mahmud <i>et al.</i>)	12	430–760	1.5	3–10	18
Bamboo (Hasan <i>et al.</i>)	27–40	500–575	1.2–1.5	1.9–3.2	1
Sugarcane bagasse (Hasan <i>et al.</i>)	5.1–6.2	170–350	1.1–1.6	6.3–7.9	1
Jute (Kabir <i>et al.</i>)	13–26.5	393–793	1.3–1.4	1.16–1.5	77
Hemp (Kabir <i>et al.</i>)	30–60	690	1.5	1.6	77
Ramie (Kabir <i>et al.</i>)	61.4–128	400–938	1.5	1.2–3.8	77
Sisal (Kabir <i>et al.</i>)	9.4–22.0	468–640	1.45	3–7	77
Pineapple (Pai <i>et al.</i>)	34.5–82.5	413–1627	1.52–1.56	—	93

Table 5 Effects of lignin content on the mechanical properties of coir fiber. Adapted with permission from Elsevier, 2011⁶⁸

Coconut fiber	Tensile strength (MPa)	Young's modulus (GPa)	Elongation at break (%)
L 42 fiber	123.2 ± 34.7	2.29 ± 0.47	33.39 ± 7.01
L 31 fiber	97.3 ± 37.4	2.59 ± 0.64	21.61 ± 9.00
L 21 fiber	112.5 ± 47.8	2.43 ± 0.62	27.59 ± 11.95

biocomposites. Besides, the chemical bonding could also significantly affect the biocomposite interface quality. As a polyphenolic element, lignin plays a major role in natural fiber/matrix adhesions. Mir *et al.*⁹⁵ has reported that the treatment of coir fiber in a single-stage by Cr₂(SO₄)₃·12H₂O and double-stage by NaHCO₃ and CrSO₄ caused an increase in Young's modulus but a decrease in the tensile strength in terms of the increased span lengths of fiber. However, the same study⁹⁵ further found that the treated coir fibers provided higher tensile strengths as compared to untreated coir materials. Muensri *et al.* found an interesting effect on sodium chlorite treated coir fibers, namely, a reduction in the lignin content

from 42 to 21 wt% after the treatment.⁶⁸ A proposed treatment process of coir is depicted in Fig. 6. The surface treatments of coir fibers are bleaching, mercerization, dewaxing, acetylation, acrylation, cyanoethylation, benzoylation, silane treatment, stem explosion, isocyanate treatments, and so on. Some commonly implemented treatment processes are outlined in this section.

2.7.1 Mercerization or alkali treatment. This is the most commonly used and popular method for natural fiber pretreatment to modify the surface. A disrupted hydrogen bond is created with the natural fibers with enhanced surface roughness.⁹⁷ Different surface impurities like oil, wax, and fats


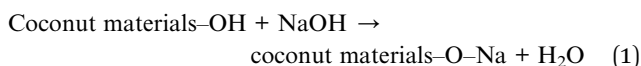


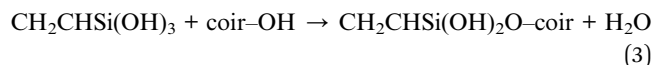
Fig. 6 Treatment of coir fiber materials: (a) control coir fiber, (b) coir fiber in Na₂CO₃ solution bath, and (c) post-treatment washing of coir fiber. Adapted with permission from Elsevier.⁹⁶ Copyright, Elsevier 2010.



are removed from the cell membranes of the fiber due to alkaline treatments. Alkaline reagents like NaOH aqueous solutions assist the natural fibers to ionize -OH groups into the alkoxide.⁹⁸ The degree of polymerization, molecular orientation, and chemical composition are affected by the alkaline treatments, which impact the mechanical performances of the treated fiber-based composites. A proposed reaction mechanism is shown in eqn (1).




2.7.2 Silane treatment. The treatment of coir fibers with silane reduces the -OH groups and enhances the surface interface. Silane coupling agents enhance the crosslinking in the interface area.⁹⁸ Silane functions perfectly to improve the interface between the natural fibers and the associated matrix. Consequently, the mechanical features of the biocomposites are also improved. Javadi *et al.*⁹⁹ researched the silane treatment of coir fibers, where a 2% concentration of silane (on the weight of coir) was used. They used a K-mixer instrument, where they operated the machine at 5000 rpm at 150 °C.⁹⁹ The silane treatment could reduce the water absorption characteristics of natural fiber-reinforced composites.¹⁰⁰ This mixer ensured the uniform dispersion of silane on coir fibers. A silane treatment reaction mechanism⁹⁸ is shown in eqn (2) and (3).



2.7.3 Maleated coupling agents. The biocomposites are strengthened by using maleated coupling agents with natural fibers and the associated matrix. Besides, the interfacial bonding of the fiber and matrix is improved by using maleated coupling agents. Ayrilmis *et al.*¹⁰¹ developed a composite panel for automotive applications (interior) by using maleic anhydride-grafted polypropylene (PP) or MAPP with different loadings of coir and found an optimum recipe (3 wt% MAPP, 37 wt% PP, and 60 wt% coir fiber).

2.7.4 Acetylation. The acetylation approach for treating the natural fibers is also termed the esterification method to plasticize the cellulosic materials.¹⁰² The natural fiber acetylation is performed through grafting acetyl groups with the cellulosic structures of fibers.¹⁰² A proposed reaction mechanism is shown in eqn (4).



2.7.5 Benzoylation treatments. The hydrophilic nature of natural fiber, as well as coir fibers, creates adhesion problems with hydrophobic polymeric materials; the benzoylation treatment of natural fibers could address this challenge to increase mechanical properties. The thermal stability of the coir fiber could further be improved by using this method.^{103,104} In this

Table 6 Mechanical properties of coir and different natural fiber-reinforced composite materials^a

Biocomposite materials	ρ (kg m ⁻³)	TS (MPa)	MOR (MPa)	TM (GPa)	IBS (MPa)	IS (kJ m ⁻²)	ThS (%)	WA (%)	Ref.
Coir/PP	749 (10)	13.2 (0.49)	24.3 (0.8)	2.54 (0.079)	1.89 (0.18)	—	3.94 (0.2)	10.26 (0.59)	101
Coir/PP	—	42.5 ± 0.7	52. ± 2	2.17	—	—	—	—	152
Coir/PLA	—	57.9 ± 0.6	107.1 ± 1.4	4.2 ± 0.3	—	—	—	—	134
Coir/PLA	—	30.7 ± 0.7	101.5 ± 1.6	4.9 ± 0.5	—	15.1 ± 0.4	—	—	153
Coir/epoxy	—	17.9	40.09	2.59	—	6.07	—	—	96
Coir/PES	—	18.56	24.19	—	—	48.02	—	—	154
Coir/epoxy	—	5.22 ± 0.3	32.87 ± 0.3	—	—	101.35 ± 0.4	—	—	155
Coir/cement	1450	—	5.01	—	—	—	—	30	156
Coir/cement	—	—	2.6	1.04	0.26	—	0.79	30.66	157
Coir/PES	—	14.86	39.12	—	—	124.23	—	—	158
Coir/epoxy	—	13.05	35.42	—	—	17.5	—	—	127
Flax (woven-warp direction)/ bioepoxy	—	84.66	116.53	6.39	—	—	—	—	159
Abaca/PP	—	40–50	70–80	—	—	4–4.5	—	—	160
Agave/PP	—	282 ± 9.34	—	8.4 ± 2.67	—	—	—	—	161
Sugarcane bagasse/cement	1596	—	2.9	—	—	30	0.38	6.00	162
Jute (non-woven)/ PLA	—	55 ± 11.5	67 ± 8.4	0.87 ± 0.02	—	12.98 ± 1.1	—	—	163
Hemp/thermoplastic polyurethane	—	24.18 ± 6.55	19.5 ± 0.91	0.537 ± 0.059	—	—	—	—	164
Ramie	—	54.88	99.78	9.13	—	—	—	—	165
Sisal/benzoxazine/epoxy	—	64	75	1.4	—	22.4	—	—	166
Pineapple leaf fiber/PP	—	61	31	1.096	—	4.61	—	—	167

^a ρ – density; TS – tensile strength; MOR – modulus of rupture; TM – tensile modulus; IBS – internal bonding strength; IS – impact strength; ThS – thickness swelling; WA – water absorbency.



regard, alkaline treatment is initially carried out on the coir fiber surface to ensure that –OH groups are exposed on the surface. Benzoyl chloride treatment is then conducted on the fiber, which in turn replaces the –OH group and strongly attaches to the backbone of cellulose. The above-mentioned circumstances improve the hydrophobicity of fibers, thus increasing the fiber-to-polymer adhesions.¹⁰⁵

3. Polymers used for coir fiber-reinforced composites

Coir fibers show tremendous potential for reinforcements with thermoplastic,^{38,106–111} thermosetting,^{112–119} and cementitious matrixes.^{120–125} Thermoplastic polymers like polylactic acid (PLA), PP, polyethylene (PE) and high-density polyethylene (HDPE) are widely used for producing coir fiber-reinforced biocomposites. The incorporation of thermoplastic polymers into coir enhances the thermomechanical properties of the biocomposite. The waxy layer of coir fiber makes strong bonds with thermoplastic polymers, thus increasing the strength.¹²⁶ The use of thermosetting polymers like PES (polyester), MUF (melamine-urea-formaldehyde), epoxy resin, *etc.* is another promising area of research for coir fiber-reinforced biocomposites. Biswas *et al.*¹²⁷ mentioned that the pretreatment of coir fibers could provide better mechanical performances to the coir fiber-reinforced thermosetting polymeric matrix. The pretreatment of coir ensures greater adhesion between the fiber and polymeric matrix since normally (without treatment), hydrophilic fibers restrict efficient adhesion with the polymers.¹²⁷ The biodegradability property of the composites made from coir/epoxy is enhanced after the pretreatment, as reported by another study.¹¹⁴ The cementitious matrix from coir and cement also shows great potential in developing composite panels for building and construction. Since the coir fibers contain some outstanding features as an emerging natural fiber, the manufacturing of light-weight cementitious matrix has gained popularity from coir fiber-reinforced cement composites. The availability of raw materials and cheaper costs are some of the key features for the products of the construction and building sector, hence coir fiber shows a new milestone in this perspective. Abraham *et al.* developed green building materials from optimized volumes of coir (10%), which provided satisfactory performance characteristics as roofing tiles.¹²⁸ The mechanical and physical properties of different coir fiber-reinforced composites are tabulated in Table 6. According to the results, it could be summarized that coir fiber-reinforced composite materials are going to dominate the composite sectors in the near future.

4. Fabrication of coir fiber-reinforced composites

Fabrication is a very important aspect that requires focus for biocomposite manufacturing. Different manufacturing methods are used for coir fiber-reinforced composites. The compression, extrusion, injection molding, RTM (resin transfer

molding), and open molding methods are some of the popular fabrication techniques for coir fiber-reinforced composites. However, some processing parameters (like fiber volume, type of fiber, temperature, pressure, moisture content, *etc.*) need to be considered during biocomposite manufacturing to produce successful products. Different fabrication methods are described in this section.

4.1 Compression molding

Compression molding is considered as the most suitable method for producing high-volume composite parts, both from thermoplastic or thermosetting polymers, or even cementitious materials.^{2,3,129,130} Whether the fiber length is long or short, both could be processed using the compression molding technique. It is nearly the same approach as the hand lay-up process, except that the matching dies used are closed during applying the pressure at a certain temperature for perfect curing. This method is more appropriate if the dimension of composite is smaller; however, open molding or hand layup is more feasible in the case of larger composite panels. Compression molding could be implemented in two different ways¹³¹ as indicated below:

- Cold compression: operation is performed at room temperature without using any temperature on the mold.
- Hot compression: the operation is carried out in terms of certain temperatures and pressures on the mold.

The high-quality composite panels could be manufactured by using this method through controlling and regulating some key parameters like temperature, pressure, and time. Besides, the physical dimensions of the composite panels like length, width, and thickness of the composites need to be selected carefully along with associated materials to be used for manufacturing the composites.

4.2 Extrusion molding

A screw extruder is used for this molding process at a specific speed and temperature. The composite materials need to cool down when the extrusion process is complete and could be molded further as per the desired specifications. Extrusion molding is used for thermoplastic polymer reinforced composites with improved mechanical strength and stiffness.¹³² Different studies have been conducted for coir fiber reinforcements with the extrusion molding process.^{133–136}

4.3 Injection molding

Injection molding facilitates diversified processing feasibility for polymeric composite manufacturing, especially for high-volume production. With shorter cycle time along with post-post-processing operation/functioning, the injection molding provides exceptional dimensional stability to the biocomposite materials. However, some limitations remain for using injection molding methods; *e.g.*, it requires the lower molecular weight of polymers for maintaining adequate viscosity. Besides, the length of fiber and processing temperatures also have less influence on the produced biocomposite performance.^{137–139} It has also been reported that plant fiber reinforced with PP



composites displayed higher performances in the case of injection molding as compared to the compression molding techniques.^{139,140}

4.4 RTM method

The RTM method provides high-quality finishing on composite surfaces with better dimensional accuracy. The thermoset polymeric resins are transferred to a closed mold at low temperature and pressure. Fibers of different forms could function as reinforcements by applying RTM methods. Although RTM is advantageous in terms of the ecological, economical, and technological perspectives, some factors also need consideration, such as fiber concentrations, edge flow, and fiber washing.¹⁴¹ However, the most prominent advantage of using RTM methods for natural fiber reinforcement is the positive contribution towards the strength and stiffness of the biocomposites.^{142,143}

4.5 Open molding

Thermoset polymer-reinforced composites with natural fibers are manufactured by using this method. The biocomposites are cured at ambient temperature in an open mold where the natural mold (fibers as reinforcement materials and thermoset as matrix materials) are placed. The investment in equipment is not high for producing high-volume thermoset polymeric composites by using this technology, although this method also has some critical drawbacks like longer curation time, manual labor, and higher waste generations with non-uniform products.³¹ Through implementing spraying up/hand layup, the open molding process could be designed. In this regard, the open molding method is also considered the most economical method for biocomposite products.

5. Properties of coir fiber-reinforced composites

Tensile, flexural, and impact properties are some of the significant mechanical properties of natural fiber as well as coir fiber-reinforced composites. The mechanical and physical properties of different coir and natural fiber-based composites are tabulated (Table 6). It was found that coir fibers provide significant tensile, flexural, impact, water absorption, and thickness swelling properties from developed biocomposites. However, different factors affect the mechanical performances of coir fiber-reinforced composites as given below:

- Types of coir fiber
- Geometry of coir fiber
- Processing of coir fiber
- Orientation of coir fiber
- Surface modification of coir fiber, and
- Fabrication of coir fiber

5.1 Tensile properties

Tensile properties are mainly influenced by the interfacial adhesion characteristics between the coir and matrix polymer.

Coir has greater proportions of lignin than other natural fibers, which facilitates greater tensile strengths.⁹⁵ Siddika *et al.*¹⁴⁴ determined the tensile strength of coir fiber-reinforced PP composites as per ASTM D 638-01 standard by using a universal testing machine with 4 mm min⁻¹ crosshead movement. They conducted the test until the failure of the test samples. Romli *et al.*¹⁴⁵ researched the factorial design of coir-reinforced epoxy composites to investigate the effects of compression load, fiber volume, and curation time and found that fiber volume has the most significant influence on the produced composites (tested *via* ANOVA in terms of tensile strength).

5.2 Flexural properties

The flexural strength of biocomposites indicates their resistance to bending deformations. The modulus of biocomposites and associated moments of inertia are two main dependent parameters of flexural properties.¹⁴⁶ However, it is necessary to ensure an optimum loading of coir fiber to achieve the required flexural properties. Ferraz *et al.*¹⁴⁷ conducted a study on differently-treated coir fiber-reinforced cementitious composites, where they found that hot water treatment provided an increase in the MOE (modulus of elasticity) but alkaline treatment caused a decline in the mechanical and physical properties of coir/cement composite panels. In another study by Prasad *et al.*,¹⁴⁸ it was reported that flexural strengths started to decline after 20% coir fiber loading, whereas it increased up to 20% fiber loading (providing highest bending strength by 141.042 MPa). This test was conducted as per ASTM D 7264 on different coir fiber loadings on polyester thermoset resins.¹⁴⁸ Siddika *et al.*¹⁴⁴ conducted a flexural study according to the standard ASTM D 790-00 to assess the bending properties of biocomposites developed from coir. Coir fiber reinforced with magnesium phosphate reinforced composites provided higher flexural strengths with increased fiber loading up to an optimum level then it declined again.¹⁴⁹

5.3 Impact strength

The Charpy impact strength testing equipment is used for impact strength measurements. The brittle and ductile transition of biocomposites could also be investigated by using this method. The level of bonding between the natural fibers and matrix is responsible for the impact strengths of natural fiber-reinforced composites.¹⁴⁶ The parameters such as the composition of natural fibers like the toughness of polymers, surface treatments, and interfacial bonding between fiber and matrix could enhance the biocomposites' tensile and flexural performances but decline the impact strengths.¹⁵⁰ However, the serviceability of the natural fiber-reinforced composite is dependent on the impact strength of natural fibers.¹⁴⁶ Siddika *et al.*¹⁴⁴ performed the impact strength characterization by using a Charpy impact tester (MT3116) as per ASTM D 6110-97. The same study has further claimed that with the increased fiber loading, more force is required for pulling-out the fibers, hence the impact strength increases.¹⁴⁴ Padmaraj *et al.*¹⁵¹ reported that alkali-treated coir fiber-reinforced unsaturated polyester composites provided 22.2 kJ m⁻² impact strength.



5.4 Coir fiber-reinforced hybrid composites

Typically, hybrid composites are manufactured by reinforcing two or more different types of fiber materials along with a common polymeric matrix.¹⁶⁸ Generally, hybrid composites reinforced with different natural fibers demonstrate greater mechanical performances as compared to single-fiber-reinforced composites, which are even competitive with synthetic fiber-reinforced composites if the fibers are carefully selected as per the requirements.¹⁶⁹ In the case of hybrid composites, the volume fraction of the associated fibers strongly influences the mechanical performances of the composites and stress transfer between the reinforcements (fiber) and polymers in the matrix system.¹⁷⁰ Reinforcing synthetic fibers with natural fibers is also becoming a popular hybridization technology for developed hybrid composites. The natural fibers show significant potential in terms of replacing synthetic fibers for developing hybrid composites having superior mechanical and functional properties through minimizing material and production costs. Tran *et al.*⁸⁹ reported that the reinforcement of bamboo with coir fiber could positively influence the failure at strain, hence the incorporated bamboo fiber materials could enhance the stiffness of coir fiber-reinforced polymeric composites (Table 7).

5.5 Morphological properties

The effects of adhesion properties on coir fiber-reinforced composites were easily observed through the SEM (scanning electron microscopy) characterization of the biocomposites.¹⁸¹ The poor interfacial adhesion between the coir fiber and PBS matrix could create a gap and agglomeration during tensile strength testing for pulling out of the fibers from the matrix.⁹¹ However, the pretreatment of coir fiber could overcome such problems and provide better compatibility between the fiber and the matrix, thus providing better mechanical performance. If the fibers are not treated, the interfacial region of the coir fiber-based composites exhibits less compatibility, hence the composite can easily collapse.⁹¹ Yan *et al.*¹⁸² claimed that 5%

alkaline treatment with NaOH for 30 min at 20 °C provided a rough but cleaner surface as displayed through SEM analysis on coir fiber-reinforced polymeric or cementitious composite panels. The failure surface of the coir fiber/epoxy composite is shown in Fig. 7(a–d) before and after the treatment across the direction of the applied load. However, treated fractured surfaces exhibited more pull-out of failed fibers than the untreated fiber composites Fig. 7(c and d). The alkali treatment of coir fiber enhances the fiber to matrix interfacial bonding, which leads to better tensile performances of biocomposites. The incorporation of more fiber volume in biocomposites could minimize the strain fracture, as the increased fillers lead to a decreased matrix quantity needed for elongation.¹⁸³

5.6 Physical properties

Water absorption and thickness swelling are two very important tests for assessing the dimensional stability of biocomposites. Natural fibers absorb water from the surrounding environment or even in direct contact with the water and consequently, swelling occurs.¹⁸⁵ In this regard, it is important to investigate the water absorption properties of coir fiber composites to ensure better serviceability during their usage. Water absorption has a positive relationship with the fiber length; if the length is longer, then the water absorption is higher.¹⁸⁶ In general, the void content and composite density significantly affect water absorption. The greater fiber volume in the biocomposite is also responsible for greater water absorption. Biocomposites made with 20 wt% coir provided greater water absorption than 5 wt% coir fiber.¹⁸⁶ The reason behind this may be that coir fiber contains hydrophilic –OH groups, as seen in the FTIR study, hence the level of moisture absorption is also high. It could therefore be concluded that increased fiber loading also increases the number of –OH groups in the composites, thus the water absorption is also increased. However, the pretreatment of coir fiber could minimize the water absorption from associated composites as the treatment

Table 7 Mechanical properties of hybrid composites, through reinforcing coir fibers with different natural fibers^a

Hybrid composites	TS (MPa)	TM (GPa)	MOR (MPa)	FM (GPa)	IS (kJ m ⁻²)	EB (%)	Ref.
Coir/silk/polyester resin	15.62	43.74	—	—	—	—	168
Coir (75%)/jute (25%)/PP	13.46 ± 0.39	1.03 ± 0.11	16.48 ± 3.24	0.90 ± 0.18	0.387 ± 0.004	—	171
Coir/bamboo/PP	87.6 ± 4.4	7.3 ± 0.9	—	—	—	2.2 ± 0.8	89
Coir/glass/polyester	29.17	0.98	73.04	64.23	64.23	8.85	172
Banana stem (10%)/coir (10%)/MAPP	36.2 ± 2.6	1.09 ± 0.0096	32.6 ± 3.4	—	9.3 ± 1.1	—	173
Coir (22.5%)/sugarcane leaf sheath (7.5%)/PES	13.42	1.04	25.84	2.17	—	—	174
Coir(90%)/pineapple (10%)/epoxy	43.53	29.41	16.09	28.57	—	85.54	175
Coir pith/nylon/epoxy	7.57 ± 0.3	—	53.19 ± 0.4	—	—	—	176
Coir/date palm/epoxy	46.75	7.54	—	—	—	0.62	177
Coir (20 g)/luffa (5.7 g)/epoxy	51.32	39.4	—	—	43.21	—	178
Coir (30%)/carbon fiber/epoxy	285.74	—	215.79	—	—	—	179
Coir (15%)/agave (15%)/epoxy	48.37	0.33	80.53	4.98	—	—	180

^a TS – tensile strength; TM – tensile modulus; MOR – modulus of rupture; FM – flexural modulus; IS – impact strength; EB – elongation at break, MAPP – maleic anhydride grafted polypropylene.






Fig. 7 SEM photographs of coir fiber/epoxy biocomposites (a–d): (a) before treatment, (b) after treatment, (c) fractured composites before treatment, (d) fractured composites after treatment. (e) Untreated coir/PP composites, and (f) treated coir/PP composites. Adapted with permission from Elsevier.^{182,184} Copyright, Elsevier 2016 and 2010.

reduces the –OH groups from the fibers as compared to the control.¹³³

5.7 Thermal properties

Thermogravimetric analysis (TGA) is a useful method for investigating the weight loss of biocomposite materials corresponding to different temperatures. The structural compositions of coir fibers (lignin, cellulose, and hemicellulose) are responsible for thermal degradation due to the sensitivity to temperature.¹⁰⁵ The composition of biocomposites in terms of coir and matrix along with degradation behavior could be investigated by TGA analysis. Besides, the magnitude of peaks through derivative thermogravimetric (DTG) analysis could

further provide the mutual effects of components in composite systems with respect to temperature. A typical mass loss curve for a coir fiber-reinforced PP composite is illustrated in Fig. 8. The initial mass loss from room temperature (25 °C) to 150 °C is associated with water or moisture evaporations from the biocomposite panels.¹⁸⁷ The initial decomposition temperature for coir fiber was observed at 190.18 °C, whereas the coir fiber/PP biocomposite exhibited decomposition at 211.2 °C, which indicates that the incorporation of PP increased the thermal stability of the composite panels. The degradation of different polymers is indicated by the mass loss at certain temperatures: the degradation of hemicellulose occurred at 200–260 °C, cellulose at 240–350 °C, and lignin at 280–500 °C.^{187–189} However, the decomposition mass loss was 23.95 and 43.89% (Fig. 8) at



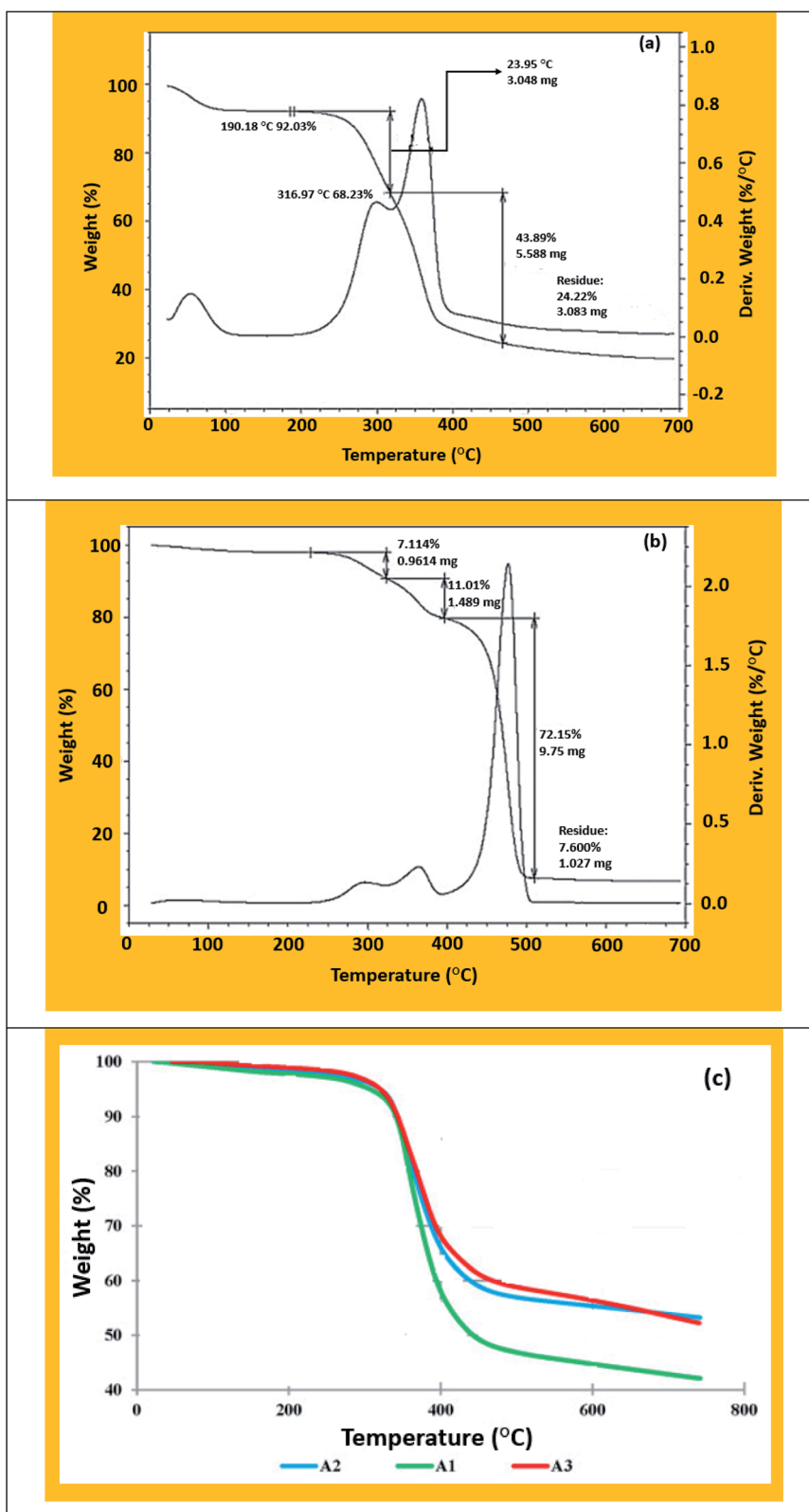


Fig. 8 (a) TGA analysis of coir, (b) TGA analysis of coir/PP composites, and (c) TGA curve for different loadings of coir (10, 20, and 30%) with constant carbon fiber, hardener, and epoxy resin. Adapted with permission from Elsevier. Copyright, Elsevier, 2012 and 2020.^{179,190}



190.2–316.9 °C and 316.9–475 °C, exhibiting nearly the same behaviour. Some researchers also mentioned that the pretreatment of coir fibers could also enhance the thermal stability of the biocomposites.¹⁸⁷ Singh *et al.* developed coir/carbon fiber/epoxy composites; the coir fibers were 10, 20, and 30%, and the epoxy, hardener, and carbon materials were kept constant.¹⁷⁹ This study claimed that the incorporation of carbon fiber and the treatment of coir fibers increased the thermal stability in composite systems and weight loss became greater with the increased coir fiber content Fig. 8(c).

5.8 Flame retardancy

Flammability characteristics are very important parameters for coir fiber-reinforced biocomposites, and the manufacturing of panels with improved resistance/inhibition against fire could enhance the market potential. The use of commercial fire retardants could also enhance the flame retardancy of biocomposite materials. The commercially available fire retardants are based on phosphate, nitrogen, halogen, and inorganic substances.⁴⁰ The main purpose of a fire retardant is to inhibit the fire from reinforced composites, and they function differently depending on the physical or chemical nature of the products in the solid, gas or liquid states.¹⁹¹ It is reported that nitrogen and phosphorus-based fire retardants generate very strong effects on lignocellulosic materials. The fire retardants from boron-based compounds do not influence the mechanical properties of biocomposite materials but resist decay.⁴⁰ Shukor *et al.*¹⁹² conducted a study on flame retardancy in terms of measuring limiting oxygen index (LOI) as per the ASTM D 2863 standard and found satisfactory results ranging from 28.0 to 29.4. In another report, Jang *et al.*¹⁹³ assessed the flammability characteristics of coir fiber-reinforced PLA composites and found that all the developed composite provided LOI values higher than 20. It was mentioned by previous researchers that LOI values higher than 20 are considered non-flammable materials.^{194,195} However, Jang *et al.*¹⁹³ has further claimed that treating the coir fibers could slightly enhance the LOI values of the composites.

6. Potential applications

Coir fibers have a long-term tradition of usage in different application areas. For a long time, coir fibers have been used as ropes, yarns, mats, floor furnishings, sackings, insulation panels, and geotextiles.¹⁰¹ However, coir fiber is showing new potential in terms of commercial prospects for manufacturing sustainable and green composite products. The light-weight, low-cost, and thermally conductive biocomposite panels are new and innovative additions of coir fiber-reinforced composites. The coir-reinforced fibers are widely used for composite panels, beams, and slabs.¹⁹⁶ Besides, coir-fiber-based composites also show tremendous potential for seat cushioning in the automotive and construction sectors.^{187,197} A funnel developed from coir-based materials provides good dimensional stability and mechanical strength.¹⁹⁸ The same study also reported flower pots having high water retention properties made of coir

reinforced PP biocomposites.¹⁹⁸ Coir pith could also be used as lightweight and non-structural building materials through reinforcement with a cementitious matrix, providing thermal and acoustic performances with 3.97–4.35 MPa compressive strength and 0.99–1.26 g cm⁻³ bulk density.¹⁹⁹ Luz *et al.* developed a multilayered armor system by using 30% coir fiber reinforced with epoxy resin to produce composite materials for ballistic performances.²⁰⁰ They further claimed that the reported composite displayed similar performances to Kevlar-based materials.²⁰⁰ The biocomposite materials made from coir/PP could be used for automotive parts.¹²⁶ Nadir *et al.* developed composite panels by reinforcing coir with PP for automotive interiors.²⁰¹ Coir-based materials could further be used as helmets, post-office boxes, and roofing materials.²⁶ Different commercially available and ongoing research-based biocomposite products from coir fibers are shown in Fig. 9. Coir fiber also shows tremendous application potential in the fields of furniture, aerospace (propellers, wings, and tails), boat hulls, sporting goods, cementitious particle boards, and packaging.^{31,202}

7. Economical aspects and environmental sustainability of coir fiber-reinforced composites

The global composite market is booming with the continuously increasing demands of consumers. The world composite market was projected to be USD 74 billion by 2020, whereas this figure could be enhanced up to USD 112.8 billion by 2025 with an 8.8% compound annual growth rate (CAGR).²¹¹ However, with the constantly increasing environmental awareness of the people, synthetic material-based composites are being replaced by biocomposite materials. The market volume of biocomposite in 2016 was USD 16.46 billion, whereas it was projected to be 36.76 billion by 2022 with a 14.44% CAGR from 2017.²¹² The biocomposite market is still an untapped sector where there is the potential for a huge market with prominent demands. The biocomposite products are gaining tremendous attention from the aerospace, automotive, consumer and sporting goods, packaging, biomedical, and construction sectors. There are lots of efforts being made to explore more export-oriented coir fiber and its associated markets, as most coir fibers remain underutilized. In contrast to the potential competitiveness, the progress in the production of coir fiber-reinforced biocomposites and associated employment generations is still low or constant. Coir-based industries are also facilitating huge employments from coconut cultivations to fiber extractions, and associated biocomposite production. The total production of coir fibers is 350 000 metric tonnes annually throughout the world.²¹³ Compared to other natural fibers, coir fiber and associated materials also contribute significantly to biocomposite markets. Coir fibers occupied around \$369.7 million by 2019 which is expected to reach \$525.7 million by 2027 with an 8.2% CAGR rate within this period.²¹⁴ However, due to constant demands for coir-based materials, there is an expansion in USA and Europe.





Fig. 9 Photographs of different coconut materials-derived products: (a) thermal acoustic insulation board,²⁰³ (b) coir fiber seat cushion used by Mercedes Benz,²⁰⁴ (c) thermoplastic polymer-reinforced coir fiber composites,²⁰⁵ (d) truck cabin part made from coir fiber-reinforced PP,²⁰⁶ (e) pots made of coir,²⁰⁷ (f) coir-based insole,²⁰⁸ (g) coir-cement fiberboard, (h)²⁰⁹ various coconut composite panels, (i) movable coconut composite boards.²¹⁰

The processing associated with coir fiber, like retting, is a major issue for generating pollutants.²¹⁵ Coconut husk retting in India is traditionally performed in water systems for 6 to 12 months long durations, which is an age-old process to extract coir fibers. A large number of organic chemical substances like tannin, pectin, fat, phenolic compounds (toxic), and pentosans from coconut husks are liberated in the water systems.²¹⁵ Such retting processes of coconut husks also affect the living space of aquatic living agents like fish and also impact the tidal force of water sources. Besides, the air of the surrounding area of retting is affected by a bad smell that pollutes the surrounding atmosphere. The biological retting process for coconut husks is little bit different as compared to other natural fibers like jute, as only pectin is decomposed from jute but beside the pectin, phenolic compounds are also decomposed and disintegrated from coir. The pectinolytic action of microorganisms like bacteria, yeast, and fungi degrades the fiber-binding elements from husks and liberates them into the environment in large amounts, in terms of organic chemicals and materials. As the DO (dissolved oxygen) is decreased, the hydrogen sulphide, nitrate, and phosphate contents are increased as a consequence

of retting-related waste generations in water systems. However, different studies are also trying to find alternative routes for retting processes to eliminate such environmental challenges.⁵³ Recently, some of the manufacturers were also trying to treat coir fibers with bleaching and scouring chemicals for fiber-to-matrix adhesion improvements or coloration purposes to meet the demands of consumers; hence chemical-based waste is also polluting the water sources.⁵⁹

8. SWOT (strengths, weaknesses, opportunities, and threats) analysis of coir fibers and associated biocomposites

8.1 Strengths

- Potential biodegradability feature
 - Awareness of sustainability throughout the world
 - Constantly increasing demands toward natural fiber and associated byproduct-reinforced biocomposites
 - Lower density, higher stiffness, and higher strengths



Review

- Economical when produced on the industrial scale
- Minimizes/eliminates hazardous effects from manufacturing operations
- Renewability and recyclability
- Requires less energy for processing

8.2 Weakness

- Differences in inherent characteristics
 - Weaker interfacial bonding
 - More feasible production technology is not yet invented

8.3 Opportunity

- Demands on eco-friendly sustainable products are increasing
 - Demands for a lightweight biocomposite material is high
 - Researchers and manufacturers are paying more attention to natural fiber-reinforced biocomposites
 - Biocomposite manufacturing is also implementing state-of-the-art technology with improved scientific inventions and knowledge
 - Manufacturers are trying to be more sustainable to cope with more customer demands

8.4 Threats

- Climate change is having a critical impact, affecting the availability of raw materials (plant-based) all over the world
 - Each specialized application needs specific high-performance fibers
 - The cheaper price of synthetic materials
 - Non-homogeneous quality of the natural fibers

9. Conclusion

This study has provided an overall discussion on coir fiber as a potential filler material for producing biocomposite panels. The physical, chemical, morphological, thermal, and mechanical properties of coir fiber materials, which affect the ultimate biocomposite features, have also been discussed in this review. The surface modifications of natural fibers like coir could also play a significant role in the mechanical properties of biocomposite materials through improving the interfacial adhesion between the coir and matrix, which has been addressed. It was found that the mechanical properties of coir fiber-based composites are dependent on the matrix used. Besides, the -OH groups of the treated coir materials decrease during the pretreatment processes; hence the untreated fibers absorb more moisture in contrast to the treated fibers. Another promising finding reported that the pretreatment could facilitate the reduction of the void content, which is a challenging problem in manufacturing biocomposites. However, the coir fibers are suitable for particle boards, structural beams, thermal insulation, sound absorption panels, and so on. The coir fiber-reinforced biocomposites also provide excellent mechanical performances and thermal stability. The hybrid composite materials developed from coir fiber and other natural or synthetic fibers could tune the improved thermo-mechanical performances of the composites. Furthermore, with the

expansion of scientific innovations and technology, there are more areas of coir fiber-reinforced composite applications, which also influences the constantly increasing market for this emerging material. Further investigation is necessary to develop the coir fiber-based composites from all the possible polymeric matrixes and dynamic characteristics like damping ratio and natural frequency.

Abbreviations

CO ₂	Carbon dioxide
PP	Polypropylene
H ₂ SO ₄	Sulphuric acid
NaHCO ₃	Sodium bicarbonate
CrSO ₄	Chromium sulphate
Na ₂ CO ₃	Sodium carbonate
NaOH	Sodium hydroxide
MAPP	Maleic anhydride grafted polypropylene
CH ₃ CO	Acetic anhydride
3D	Three-dimensional
PLA	Polylactic acid
PE	Polyethylene
HDPE	High density polyethylene
PES	Polyester
MUF	Melamine urea formaldehyde
RTM	Resin transfer molding
ASTM	American society for testing and materials
MOE	Modulus of elasticity
TS	Tensile strength
MOR	Modulus of rupture
ρ	Density
TM	Tensile modulus
IBS	Internal bonding strength
IS	Impact strength
ThS	Thickness swelling
WA	Water absorbency
FM	Flexural modulus
EB	Elongation at break
PBS	Polybutylene succinate
SEM	Scanning electron microscope
TGA	Thermogravimetric analysis
DTG	Derivative thermogravimetric
LOI	Limiting oxygen index
CAGR	Compound annual growth rate
DO	Dissolved oxygen
SWOT	Strengths, weaknesses, opportunities, and threats

Author contributions

The manuscript has been written with the contribution of all the authors. All the authors are agreed on the submitted final version of this manuscript.

Conflicts of interest

The authors have no conflict of interest.



Acknowledgements

This work was supported by the “Stipendium Hungaricum” scholarship under the Simonyi Károly Faculty of Engineering, Wood Sciences, and Applied Arts, University of Sopron, Hungary. This article was made in the frame of “EFOP-3.6.1-16-2016-00018 – improving the role of research, development and innovation in the higher education through institutional developments assisting intelligent specialization in Sopron and Szombathely”.

References

- 1 K. M. F. Hasan, P. G. Horváth and T. Alpár, Potential Natural Fiber Polymeric Nanobiocomposites: A Review, *Polymers*, 2020, **12**(5), 1–25.
- 2 K. M. F. Hasan, G. H. Péter, M. Gábor and A. Tibor, Thermo-mechanical characteristics of flax woven fabric reinforced PLA and PP biocomposites, *Green Mater.*, 2021, 1–9, DOI: 10.1680/jgrma.20.00052.
- 3 K. M. F. Hasan, H. Péter György and A. Tibor, Thermomechanical Behavior of Methylene Diphenyl Diisocyanate-Bonded Flax/Glass Woven Fabric Reinforced Laminated Composites, *ACS Omega*, 2021, DOI: 10.1021/acsomega.0c04798.
- 4 K. M. F. Hasan, P. G. Horváth and T. Alpár, Effects of alkaline treatments on coconut fiber reinforced biocomposites, *9th Interdisciplinary Doctoral Conference*, Pecs Hungary, 2020, p. 241.
- 5 D. Verma and I. Senal, in *Biomass, Biopolymer-Based Materials, and Bioenergy*, ed. D. Verma, E. Fortunati, S. Jain and X. Zhang, Elsevier, Amsterdam, Netherland, 1 edn, 2019, pp. 103–122.
- 6 V. K. Thakur and M. K. Thakur, Processing and characterization of natural cellulose fibers/thermoset polymer composites, *Carbohydr. Polym.*, 2014, **109**, 102–117.
- 7 K. Hasan, M. Pervez, M. Talukder, M. Sultana, S. Mahmud, M. Meraz, V. Bansal and C. Genyang, A novel coloration of polyester fabric through green silver nanoparticles (G-AgNPs@PET), *Nanomaterials*, 2019, **9**(4), 1–13.
- 8 K. M. F. Hasan, H. Wang, S. Mahmud, M. A. Jahid, M. Islam, W. Jin and C. Genyang, Colorful and antibacterial nylon fabric via in situ biosynthesis of chitosan mediated nanosilver, *J. Mater. Res. Technol.*, 2020, **9**(6), 16135–16145.
- 9 K. F. Hasan, H. Wang, S. Mahmud and C. Genyang, Coloration of aramid fabric via in situ biosynthesis of silver nanoparticles with enhanced antibacterial effect, *Inorg. Chem. Commun.*, 2020, **119**, 1–8.
- 10 B. Lee, K. Leong and I. Herszberg, Effect of weaving on the tensile properties of carbon fibre tows and woven composites, *J. Reinf. Plast. Compos.*, 2001, **20**(8), 652–670.
- 11 K. S. Pandya, C. Veerajju and N. Naik, Hybrid composites made of carbon and glass woven fabrics under quasi-static loading, *Mater. Des.*, 2011, **32**(7), 4094–4099.
- 12 K. F. Hasan, P. G. Horváth, A. Horváth and T. Alpár, Coloration of woven glass fabric using biosynthesized silver nanoparticles from *Fraxinus excelsior* tree flower, *Inorg. Chem. Commun.*, 2021, 108477.
- 13 B. Zuccarello and G. Marannano, Random short sisal fiber biocomposites: optimal manufacturing process and reliable theoretical models, *Mater. Des.*, 2018, **149**, 87–100.
- 14 M. T. Zafar, S. N. Maiti and A. K. Ghosh, Effect of surface treatment of jute fibers on the interfacial adhesion in poly(lactic acid)/jute fiber biocomposites, *Fibers Polym.*, 2016, **17**(2), 266–274.
- 15 X. Guo, S. Mahmud, X. Zhang, N. Yu and K. F. Hasan, One-Pot Green Synthesis of Ag@AgCl Nanoparticles with Excellent Photocatalytic Performance, *Surf. Innovations*, 2021, 1–8.
- 16 S. Zhou, H. Zeng, L. Qin, Y. Zhou, K. F. Hasan and Y. Wu, Screening of enzyme-producing strains from traditional Guizhou condiment, *Biotechnol. Biotechnol. Equip.*, 2021, **35**(1), 264–275.
- 17 K. F. Hasan, P. G. Horváth, Z. Kóczán and T. Alpár, Thermo-mechanical properties of pretreated coir fiber and fibrous chips reinforced multilayered composites, *Sci. Rep.*, 2021, **11**, 3618.
- 18 S. Mahmud, K. F. Hasan, M. A. Jahid, K. Mohiuddin, R. Zhang and J. Zhu, Comprehensive review on plant fiber-reinforced polymeric biocomposites, *J. Mater. Sci.*, 2021, 1–34.
- 19 K. F. Hasan, H. Wang, S. Mahmud, M. A. Taher and C. Genyang, Wool Functionalization Through AgNPs: Coloration, Antibacterial, and Wastewater Treatment, *Surf. Innovations*, 2020, **9**(1), 25–36.
- 20 L. A. Pothan, in *Natural fibre reinforced polymer composites: from macro to nanoscale*, Archives Contemporaines, 2009.
- 21 A. Geijer, *Pasold research fund*, United Kingdom, 1979, p. 141.
- 22 K. N. Keya, N. A. Kona, F. A. Koly, K. M. Maraz, M. N. Islam and R. A. Khan, Natural fiber reinforced polymer composites: history, types, advantages and applications, *Mater. Eng. Res.*, 2019, **1**(2), 69–85.
- 23 R. Rahman and S. Zhafer Firdaus Syed Putra, in *Mechanical and Physical Testing of Biocomposites, Fibre-Reinforced Composites and Hybrid Composites*, ed. M. Jawaid, M. Thariq and N. Saba, Woodhead Publishing, Duxford, United Kingdom, 2019, pp. 81–102, DOI: 10.1016/B978-0-08-102292-4.00005-9.
- 24 K. M. F. Hasan, P. G. Horváth and T. Alpár, Lignocellulosic Fiber Cement Compatibility: A State of the Art Review, *J. Nat. Fibers*, 2021, 1–26, DOI: 10.1080/15440478.2021.1875380.
- 25 A. K. Mohanty, M. Misra and L. Drzal, Sustainable biocomposites from renewable resources: opportunities and challenges in the green materials world, *J. Polym. Environ.*, 2002, **10**(1–2), 19–26.
- 26 S. Monteiro, L. Terrones and J. D'almeida, Mechanical performance of coir fiber/polyester composites, *Polym. Test.*, 2008, **27**(5), 591–595.
- 27 J. J. Kenned, K. Sankaranarayanan, J. Binoj and S. K. Chelliah, Thermo-mechanical and morphological characterization of needle punched non-woven banana



- fiber reinforced polymer composites, *Compos. Sci. Technol.*, 2020, **185**, 1–13.
- 28 M. K. B. Bakri, E. Jayamani and S. Hamdan, Processing and characterization of banana fiber/epoxy composites: effect of alkaline treatment, *Mater. Today*, 2017, **4**(2), 2871–2878.
- 29 J. Ohler and Intermediate Technology Pub., *Modern coconut management: palm cultivation and products*, Intermediate Technology Pub., London, United Kingdom, 1999.
- 30 S. Monteiro, L. Terrones and J. D'almeida, Mechanical performance of coir fiber/polyester composites, *Polym. Test.*, 2008, **27**(5), 591–595.
- 31 A. G. Adeniyi, D. V. Onifade, J. O. Ighalo and A. S. Adeoye, A review of coir fiber reinforced polymer composites, *Composites, Part B*, 2019, **176**, 1–10.
- 32 A. Le Duigou, D. Correa, M. Ueda, R. Matsuzaki and M. Castro, A review of 3D and 4D printing of natural fibre biocomposites, *Mater. Des.*, 2020, **194**, 1–26.
- 33 M. E. González-López, A. S. M. del Campo, J. R. Robledo-Ortiz, M. Arellano and A. A. Pérez-Fonseca, Accelerated weathering of poly(lactic acid) and its biocomposites: a review, *Polym. Degrad. Stab.*, 2020, 109290.
- 34 Q. Zhang, H. Cai, W. Yi, H. Lei, H. Liu, W. Wang and R. Ruan, Biocomposites from organic solid wastes derived biochars: a review, *Materials*, 2020, **13**(18), 1–16.
- 35 P. Sahu and M. Gupta, A review on the properties of natural fibres and its bio-composites: effect of alkali treatment, *Proc. Inst. Mech. Eng., Part L*, 2020, **234**(1), 198–217.
- 36 N. Legesse, 2020.
- 37 A. A. Singh, M. E. Genovese, G. Mancini, L. Marini and A. Athanassiou, Green Processing Route for Polylactic Acid–Cellulose Fiber Biocomposites, *ACS Sustainable Chem. Eng.*, 2020, **8**(10), 4128–4136.
- 38 M. K. Singh and S. Zafar, Influence of microwave power on mechanical properties of microwave-cured polyethylene/coir composites, *J. Nat. Fibers*, 2020, **17**(6), 845–860.
- 39 C. P. Singh, R. V. Patel, M. F. Hasan, A. Yadav, V. Kumar and A. Kumar, Fabrication and evaluation of physical and mechanical properties of jute and coconut coir reinforced polymer matrix composite, *Mater. Today*, 2020, 1–6, DOI: 10.1016/j.matpr.2020.07.684.
- 40 C. Rejeesh and K. Saju, Methods and materials for reducing flammability behaviour of coir fibre based composite boards: a review, *Mater. Today*, 2017, **4**(9), 9399–9407.
- 41 L. Á. de Oliveira, J. C. d. Santos, T. H. Panzera, R. T. S. Freire, L. M. G. Vieira and J. C. C. Rubio, Investigations on short coir fibre-reinforced composites via full factorial design, *Polym. Polym. Compos.*, 2018, **26**(7), 391–399.
- 42 N. Ayırlmis, S. Jarusombuti, V. Fueangvivat, P. Bauchongkol and R. H. White, Coir fiber reinforced polypropylene composite panel for automotive interior applications, *Fibers Polym.*, 2011, **12**(7), 919–926.
- 43 J. E. Van Dam, M. J. van den Oever, W. Teunissen, E. R. Keijsers and A. G. Peralta, Process for production of high density/high performance binderless boards from whole coconut husk: Part 1: lignin as intrinsic thermosetting binder resin, *Ind. Crops Prod.*, 2004, **19**(3), 207–216.
- 44 N. Chand and M. Fahim, *Tribology of natural fiber polymer composites*, Woodhead publishing, Duxford, United Kingdom, 2020.
- 45 A. Rajan and T. E. Abraham, Coir fiber process and opportunities, *J. Nat. Fibers*, 2007, **4**(1), 1–11.
- 46 Y. Prashant, C. Gopinath and V. Ravichandran, Design and development of coconut fiber extraction machine, *SASTech-Technical Journal of RUAS*, 2014, **13**(1), 64–72.
- 47 M. Venkataswamy, C. Pillai, V. Prasad and K. Satyanarayana, Effect of weathering on the mechanical properties of midribs of coconut leaves, *J. Mater. Sci.*, 1987, **22**(9), 3167–3172.
- 48 K. Satyanarayana, C. Pillai, K. Sukumaran, S. Pillai, P. Rohatgi and K. Vijayan, Structure property studies of fibres from various parts of the coconut tree, *J. Mater. Sci.*, 1982, **17**(8), 2453–2462.
- 49 R. Arancon, *Natural Fiber Production and Food Security: Coir in Asia and the Pacific*, accessed 12th February, 2020.
- 50 A. A. Kibria, M. Kamrunnessa and M. Rahman, Extraction and evaluation of phytochemicals from green coconut (*Cocos nucifera*) shell, *Malaysian Journal of Halal Research*, 2018, **1**(2), 19–22.
- 51 M. Molla, M. Bhuiyan, M. Khanam and P. Batugal, In vitro coconut (*Cocos nucifera* L.) embryo culture in Bangladesh, *Biotechnology*, 2004, **3**, 98–101.
- 52 Z. Salleh, M. Yusop and M. Rosdi, Mechanical properties of activated carbon (AC) coir fibers reinforced with epoxy resin, *J. Mech. Eng. Sci.*, 2013, **5**, 631–638.
- 53 E. Abraham, B. Deepa, L. Pothan, J. Cintil, S. Thomas, M. J. John, R. Anandjiwala and S. Narine, Environmental friendly method for the extraction of coir fibre and isolation of nanofibre, *Carbohydr. Polym.*, 2013, **92**(2), 1477–1483.
- 54 A. K. Mohanty, M. Misra and L. T. Drzal, *Natural fibers, biopolymers, and biocomposites*, CRC Press, Boca Ratan, United States, 2005.
- 55 S. Vishnudas, H. Savenije, P. Van der Zaag, K. Anil and K. Balan, The protective and attractive covering of a vegetated embankment using coir geotextiles, *Hydrol. Earth Syst. Sci.*, 2006, **10**, 565–574.
- 56 S. Sumi, N. Unnikrishnan and L. Mathew, Durability studies of surface-modified coir geotextiles, *Geotext. Geomembr.*, 2018, **46**(6), 699–706.
- 57 G. Basu, L. Mishra, S. Jose and A. K. Samanta, Accelerated retting cum softening of coconut fibre, *Ind. Crops Prod.*, 2015, **77**, 66–73.
- 58 K. A. Yasar Arafath, S. Gopinath, D. Nilavunesan, S. Sivanesan and P. Baskaralingam, Removal of phenol in coir retting wastewater by membrane bioreactor combined with photo-Fenton process using RSM, *Mater. Res. Express*, 2019, **6**, 1–7.
- 59 V. Manilal, M. Ajayan and S. Sreelekshmi, Characterization of surface-treated coir fiber obtained from environmental friendly bioextraction, *J. Nat. Fibers*, 2010, **7**(4), 324–333.
- 60 A. P. H. Dewi, A. Rahmawati, F. Naufal and S. Kristianingrum, Synthesis and characterization of cellulose zeolite composites from coconut fiber, *6th*



- ICRIEMS Proceedings*, Faculty of Mathematics and Natural Sciences, Yogyakarta State University, Yogyakarta, Indonesia, 2019.
- 61 F. V. Ferreira, I. F. Pinheiro, S. F. de Souza, L. H. Mei and L. M. Lona, Polymer composites reinforced with natural fibers and nanocellulose in the automotive industry: a short review, *J. Compos. Sci.*, 2019, 3(51), 1–17.
- 62 E. Abraham, B. Deepa, L. Pothan, M. Jacob, S. Thomas, U. Cvelbar and R. Anandjiwala, Extraction of nanocellulose fibrils from lignocellulosic fibres: a novel approach, *Carbohydr. Polym.*, 2011, 86(4), 1468–1475.
- 63 R. Merindol, S. Diabang, R. Mujica, V. Le Houerou, T. Roland, C. Gauthier, G. Decher and O. Felix, Assembly of Anisotropic Nanocellulose Films Stronger than the Original Tree, *ACS Nano*, 2020, 14(12), 16525–16534.
- 64 J. Wang, X. Liu, T. Jin, H. He and L. Liu, Preparation of nanocellulose and its potential in reinforced composites: a review, *J. Biomater. Sci., Polym. Ed.*, 2019, 30(11), 919–946.
- 65 B. A. S. Machado, J. H. de Oliveira Reis, L. Cruz, a. Santos, I. L. Leal, J. D. V. Barbosa, J. B. Azevedo and J. I. Druzian, Characterization of cassava starch films plasticized with glycerol and strengthened with nanocellulose from green coconut fibers, *Afr. J. Biotechnol.*, 2017, 16(28), 1567–1578.
- 66 C. Wretfors, S.-W. Cho, M. S. Hedenqvist, S. Marttila, S. Nimmermark and E. Johansson, Use of industrial hemp fibers to reinforce wheat gluten plastics, *J. Polym. Environ.*, 2009, 17(4), 259–266.
- 67 T. Kunanopparat, P. Menut, M.-H. Morel and S. Guilbert, Reinforcement of plasticized wheat gluten with natural fibers: from mechanical improvement to deplasticizing effect, *Composites, Part A*, 2008, 39(5), 777–785.
- 68 P. Muensri, T. Kunanopparat, P. Menut and S. Siriwananayotin, Effect of lignin removal on the properties of coconut coir fiber/wheat gluten biocomposite, *Composites, Part A*, 2011, 42(2), 173–179.
- 69 F. S. Chakar and A. J. Ragauskas, Review of current and future softwood kraft lignin process chemistry, *Ind. Crops Prod.*, 2004, 20(2), 131–141.
- 70 A. Mohanty, M. a. Misra and G. Hinrichsen, Biofibres, biodegradable polymers and biocomposites: an overview, *Macromol. Mater. Eng.*, 2000, 276(1), 1–24.
- 71 D. Verma, P. Gope, A. Shandilya, A. Gupta and M. Maheshwari, Coir fibre reinforcement and application in polymer composites, *J. Mater. Environ. Sci.*, 2013, 4(2), 263–276.
- 72 S. Sapuan, M. Harimiand and M. Maleque, Mechanical properties of epoxy/coconut shell filler particle composites, *Arabian J. Sci. Eng.*, 2003, 28(2), 171–182.
- 73 E. Zainudin, L. H. Yan, W. Haniffah, M. Jawaid and O. Y. Allothman, Effect of coir fiber loading on mechanical and morphological properties of oil palm fibers reinforced polypropylene composites, *Polym. Compos.*, 2014, 35(7), 1418–1425.
- 74 R. Narendar and K. P. Dasan, Chemical treatments of coir pith: morphology, chemical composition, thermal and water retention behavior, *Composites, Part B*, 2014, 56, 770–779.
- 75 R. Malkapuram, V. Kumar and Y. S. Negi, Recent development in natural fiber reinforced polypropylene composites, *J. Reinf. Plast. Compos.*, 2009, 28(10), 1169–1189.
- 76 V. Barbosa Jr, E. C. Ramires, I. A. T. Razera and E. Frollini, Biobased composites from tannin–phenolic polymers reinforced with coir fibers, *Ind. Crops Prod.*, 2010, 32(3), 305–312.
- 77 M. Kabir, H. Wang, K. Lau and F. Cardona, Chemical treatments on plant-based natural fibre reinforced polymer composites: an overview, *Composites, Part B*, 2012, 43(7), 2883–2892.
- 78 A. Raju and M. Shanmugaraja, Recent Researches In Polylactic Acid Reinforced With Natural Fiber Composites – A Literature Review, *IOP Conf. Ser.: Mater. Sci. Eng.*, 2020, 988(1), 012025.
- 79 A. K. Bledzki, A. A. Mamun and J. Volk, Barley husk and coconut shell reinforced polypropylene composites: the effect of fibre physical, chemical and surface properties, *Compos. Sci. Technol.*, 2010, 70(5), 840–846.
- 80 B. M. Cherian, L. A. Pothan, T. Nguyen-Chung, G. n. Mennig, M. Kottaisamy and S. Thomas, A novel method for the synthesis of cellulose nanofibril whiskers from banana fibers and characterization, *J. Agric. Food Chem.*, 2008, 56(14), 5617–5627.
- 81 D. Verma and P. Gope, in *Biofiber Reinforcements in Composite Materials*, Woodhead Publishing, Duxford, United Kingdom, 2015, pp. 285–319.
- 82 X. Sun, F. Xu, R. Sun, P. Fowler and M. Baird, Characteristics of degraded cellulose obtained from steam-exploded wheat straw, *Carbohydr. Res.*, 2005, 340(1), 97–106.
- 83 R. Samal and M. C. Ray, Effect of chemical modifications on FTIR spectra. II. Physicochemical behavior of pineapple leaf fiber (PALF), *J. Appl. Polym. Sci.*, 1997, 64(11), 2119–2125.
- 84 L. Y. Mwaikambo and M. P. Ansell, Chemical modification of hemp, sisal, jute, and kapok fibers by alkalization, *J. Appl. Polym. Sci.*, 2002, 84(12), 2222–2234.
- 85 M. Sreekala, M. Kumaran, S. Joseph, M. Jacob and S. Thomas, Oil palm fibre reinforced phenol formaldehyde composites: influence of fibre surface modifications on the mechanical performance, *Appl. Compos. Mater.*, 2000, 7(5), 295–329.
- 86 N. I. A. Razak, N. A. Ibrahim, N. Zainuddin, M. Rayung and W. Z. Saad, The influence of chemical surface modification of kenaf fiber using hydrogen peroxide on the mechanical properties of biodegradable kenaf fiber/poly(lactic acid) composites, *Molecules*, 2014, 19(3), 2957–2968.
- 87 M. Asim, K. Abdan, M. Jawaid, M. Nasir, Z. Dashtizadeh, M. Ishak and M. E. Hoque, A review on pineapple leaves fibre and its composites, *Int. J. Polym. Sci.*, 2015, 2015, 950567.
- 88 S. Biswas, Q. Ahsan, A. Cenna, M. Hasan and A. Hassan, Physical and mechanical properties of jute, bamboo and coir natural fiber, *Fibers Polym.*, 2013, 14(10), 1762–1767.



- 89 L. Q. N. Tran, C. Fuentes, I. Verpoest and A. W. Van Vuure, Tensile behavior of unidirectional bamboo/coir fiber hybrid composites, *Fibers*, 2019, 7(7), 62.
- 90 N. Defoirdt, S. Biswas, L. De Vriese, J. Van Acker, Q. Ahsan, L. Gorbatikh, A. Van Vuure and I. Verpoest, Assessment of the tensile properties of coir, bamboo and jute fibre, *Composites, Part A*, 2010, 41(5), 588–595.
- 91 T. H. Nam, S. Ogihara, N. H. Tung and S. Kobayashi, Effect of alkali treatment on interfacial and mechanical properties of coir fiber reinforced poly(butylene succinate) biodegradable composites, *Composites, Part B*, 2011, 42(6), 1648–1656.
- 92 A. Balaji, K. Sivaramkrishnan, B. Karthikeyan, R. Purushothaman, J. Swaminathan, S. Kannan, R. Udhayasankar and A. H. Madieen, Study on mechanical and morphological properties of sisal/banana/coir fiber-reinforced hybrid polymer composites, *J. Braz. Soc. Mech. Sci. Eng.*, 2019, 41(9), 386.
- 93 A. R. Pai and R. N. Jagtap, Surface morphology & mechanical properties of some unique natural fiber reinforced polymer composites—a review, *J. Mater. Environ. Sci.*, 2015, 6(4), 902–917.
- 94 E. Riande, R. Diaz-Calleja, M. Prolongo, R. Masegosa and C. Salom, *Polymer viscoelasticity: stress and strain in practice*, CRC Press, Boca Ratan, United States, 1999.
- 95 S. S. Mir, S. M. Hasan, M. J. Hossain and M. Hasan, Chemical modification effect on the mechanical properties of coir fiber, *Eng. J.*, 2012, 16(2), 73–84.
- 96 J. C. dos Santos, R. L. Siqueira, L. M. G. Vieira, R. T. S. Freire, V. Mano and T. H. Panzera, Effects of sodium carbonate on the performance of epoxy and polyester coir-reinforced composites, *Polym. Test.*, 2018, 67, 533–544.
- 97 S. Godara, Effect of chemical modification of fiber surface on natural fiber composites: a review, *Mater. Today*, 2019, 18, 3428–3434.
- 98 A. Ali, K. Shaker, Y. Nawab, M. Jabbar, T. Hussain, J. Militky and V. Baheti, Hydrophobic treatment of natural fibers and their composites—a review, *J. Ind. Text.*, 2018, 47(8), 2153–2183.
- 99 A. Javadi, Y. Srithep, S. Pilla, J. Lee, S. Gong and L.-S. Turng, Processing and characterization of solid and microcellular PHBV/coir fiber composites, *Mater. Sci. Eng., C*, 2010, 30(5), 749–757.
- 100 Y. Liu, J. Xie, N. Wu, L. Wang, Y. Ma and J. Tong, Influence of silane treatment on the mechanical, tribological and morphological properties of corn stalk fiber reinforced polymer composites, *Tribol. Int.*, 2019, 131, 398–405.
- 101 N. Ayrlimis, S. Jarusombuti, V. Fueangvivat, P. Bauchongkol and R. H. White, Coir fiber reinforced polypropylene composite panel for automotive interior applications, *Fibers Polym.*, 2011, 12(7), 919–926.
- 102 M. Sreekala, M. Kumaran, S. Joseph, M. Jacob and S. Thomas, Oil palm fibre reinforced phenol formaldehyde composites: influence of fibre surface modifications on the mechanical performance, *Appl. Compos. Mater.*, 2000, 7, 295–329.
- 103 X. Li, L. G. Tabil and S. Panigrahi, Chemical treatments of natural fiber for use in natural fiber-reinforced composites: a review, *J. Polym. Environ.*, 2007, 15(1), 25–33.
- 104 K. M. Nair, S. Thomas and G. Groeninckx, Thermal and dynamic mechanical analysis of polystyrene composites reinforced with short sisal fibres, *Compos. Sci. Technol.*, 2001, 61(16), 2519–2529.
- 105 M. Kabir, H. Wang, K. Lau and F. Cardona, Chemical treatments on plant-based natural fibre reinforced polymer composites: an overview, *Composites, Part B*, 2012, 43(7), 2883–2892.
- 106 L. Q. N. Tran, C. Fuentes, C. Dupont-Gillain, A. W. Van Vuure and I. Verpoest, Understanding the interfacial compatibility and adhesion of natural coir fibre thermoplastic composites, *Compos. Sci. Technol.*, 2013, 80, 23–30.
- 107 J. G. G. de Farias, R. C. Cavalcante, B. R. Canabarro, H. M. Viana, S. Scholz and R. A. Simão, Surface lignin removal on coir fibers by plasma treatment for improved adhesion in thermoplastic starch composites, *Carbohydr. Polym.*, 2017, 165, 429–436.
- 108 M. Haque, R. Rahman, N. Islam, M. Huque and M. Hasan, Mechanical properties of polypropylene composites reinforced with chemically treated coir and abaca fiber, *J. Reinf. Plast. Compos.*, 2010, 29(15), 2253–2261.
- 109 H. U. Zaman and M. Beg, Preparation, structure, and properties of the coir fiber/polypropylene composites, *J. Compos. Mater.*, 2014, 48(26), 3293–3301.
- 110 J. K. E. D. V. Enriquez, P. J. Macalino Santiago, T. Funcion Ong and S. Chakraborty, Fabrication and characterization of high-density polyethylene-coconut coir composites with stearic acid as compatibilizer, *J. Thermoplast. Compos. Mater.*, 2010, 23(3), 361–373.
- 111 M. K. Singh, N. Verma, N. Pundhir, S. Zafar and H. Pathak, in *Advances in Mechanical Engineering*, Springer, Singapore, 2020, pp. 159–170, DOI: 10.1007/978-981-15-0124-1_16.
- 112 S. Biswas, S. Kindo and A. Patnaik, Effect of fiber length on mechanical behavior of coir fiber reinforced epoxy composites, *Fibers Polym.*, 2011, 12(1), 73–78.
- 113 K. Sumesh and K. Kanthavel, The influence of reinforcement, alkali treatment, compression pressure and temperature in fabrication of sisal/coir/epoxy composites: GRA and ANN prediction, *Polym. Bull.*, 2019, 77, 1–21.
- 114 M. Mittal and R. Chaudhary, Biodegradability and mechanical properties of pineapple leaf/coir fiber reinforced hybrid epoxy composites, *Mater. Res. Express*, 2019, 6(4), 1–18.
- 115 R. Azrin Han Abdul, A. Roslan, M. Jaafar, M. N. Roslan and S. Ariffin, Mechanical properties evaluation of woven coir and Kevlar reinforced epoxy composites, *Adv. Mater. Res.*, 2011, 277, 36–42.
- 116 S. Jayabal, S. Sathiyamurthy, K. Loganathan and S. Kalyanasundaram, Effect of soaking time and concentration of NaOH solution on mechanical properties of coir–polyester composites, *Bull. Mater. Sci.*, 2012, 35(4), 567–574.



- 117 N. Balaji, S. Chockalingam, S. Ashokraj, D. Simson and S. Jayabal, Study of mechanical and thermal behaviours of zeo-coir hybrid polyester composites, *Mater. Today*, 2020, **27**, 2048–2051.
- 118 L. Zhang and Y. Hu, Novel lignocellulosic hybrid particleboard composites made from rice straws and coir fibers, *Mater. Des.*, 2014, **55**, 19–26.
- 119 H. W. A. Weerawansa, Development of Composite Fibre Board (CFB) using Coconut Coir Pith and Rice Husk with Phenol Formaldehyde Resin, *Int. J. Sci. Res. Dev.*, 2016, **3**(11), 872–875.
- 120 B. A. Akinyemi, A. Bamidele and E. Joel, Response of coir fibre reinforced cement composites to water repellent chemical additive and microwave accelerated curing, *Cellulose*, 2019, **26**(8), 4987–4999.
- 121 A. Abdullah and C. Lee, Effect of treatments on properties of cement-fiber bricks utilizing rice husk, corncob and coconut coir, *Procedia Eng.*, 2017, **180**, 1266–1273.
- 122 L. Zhang, Z. Jiang, W. Zhang, S. Peng and P. Chen, Flexural Properties and Microstructure Mechanisms of Renewable Coir-Fiber-Reinforced Magnesium Phosphate Cement-Based Composite Considering Curing Ages, *Polymers*, 2020, **12**(11), 1–21.
- 123 C. Pusri, B. Ksapabutr, N. Chaiyut and M. Panapoy, Performance of lightweight cement board using coconut coir fiber and expanded polystyrene foam waste, *IOP Conf. Ser.: Mater. Sci. Eng.*, 2020, **773**(1), 1–5.
- 124 N. Mohamad, M. Afif Iman, M. Mydin, A. Samad, J. Rosli and A. Noorwirdawati, Mechanical properties and flexure behaviour of lightweight foamed concrete incorporating coir fibre, *IOP Conf. Ser.: Earth Environ. Sci.*, 2018, **140**, 1–8.
- 125 M. Gupta and M. Kumar, Effect of nano silica and coir fiber on compressive strength and abrasion resistance of concrete, *Constr. Build. Mater.*, 2019, **226**, 44–50.
- 126 S. Jayavani, H. Deka, T. Varghese and S. Nayak, Recent development and future trends in coir fiber-reinforced green polymer composites: review and evaluation, *Polym. Compos.*, 2016, **11**(37), 3296–3309.
- 127 S. Biswas, S. Kindo and A. Patnaik, Effect of fiber length on mechanical behavior of coir fiber reinforced epoxy composites, *Fibers Polym.*, 2011, **12**(1), 73–78.
- 128 D. P. R. Abraham, A. Josephc, A. Jasheelad and J. Sarmaa, Development of coir-fibre cement composite roofing tiles, *Procedia Technology*, 2016, **24**, 169–178.
- 129 Y. Leong, S. Thitithanasarn, K. Yamada and H. Hamada, in *Natural Fibre Composites*, Woodhead Publishing, Duxford, United Kingdom, 2014, pp. 216–232.
- 130 Y. El-Shekeil, S. Sapuan, K. Abdan and E. Zainudin, Influence of fiber content on the mechanical and thermal properties of Kenaf fiber reinforced thermoplastic polyurethane composites, *Mater. Des.*, 2012, **40**, 299–303.
- 131 A. Lotfi, H. Li, D. V. Dao and G. Prusty, Natural fiber-reinforced composites: a review on material, manufacturing, and machinability, *J. Thermoplast. Compos. Mater.*, 2021, **34**(2), 238–284.
- 132 A. Qaiss, R. Bouhfid and H. Essabir, in *Manufacturing of natural fibre reinforced polymer composites*, Springer, Cham, Switzerland, 2015, pp. 177–197.
- 133 M. M. Haque, M. Hasan, M. S. Islam and M. E. Ali, Physico-mechanical properties of chemically treated palm and coir fiber reinforced polypropylene composites, *Bioresour. Technol.*, 2009, **100**(20), 4903–4906.
- 134 T. Rigolin, M. Takahashi, D. Kondo and S. Bettini, Compatibilizer acidity in coir-reinforced PLA composites: matrix degradation and composite properties, *J. Polym. Environ.*, 2019, **27**(5), 1096–1104.
- 135 F. Z. Semlali Aouragh Hassani, W. Ouarhim, M. O. Bensalah, H. Essabir, D. Rodrigue, R. Bouhfid and A. e. K. Qaiss, Mechanical properties prediction of polypropylene/short coir fibers composites using a self-consistent approach, *Polym. Compos.*, 2019, **40**(5), 1919–1929.
- 136 Y. S. Munde, R. B. Ingle and I. Siva, Investigation to appraise the vibration and damping characteristics of coir fibre reinforced polypropylene composites, *J. Mater. Process. Technol.*, 2018, **4**(4), 639–650.
- 137 A. K. Bledzki and O. Faruk, Influence of Processing Temperature on Microcellular Injection-Moulded Wood-Polypropylene Composites, *Macromol. Mater. Eng.*, 2006, **291**(10), 1226–1232.
- 138 A. Thumm and A. R. Dickson, The influence of fibre length and damage on the mechanical performance of polypropylene/wood pulp composites, *Composites, Part A*, 2013, **46**, 45–52.
- 139 A. K. Bledzki and O. Faruk, Wood fiber reinforced polypropylene composites: compression and injection molding process, *Polym.-Plast. Technol. Eng.*, 2004, **43**(3), 871–888.
- 140 A. El-Sabbagh, L. Steuernagel and G. Ziegmann, Characterisation of flax polypropylene composites using ultrasonic longitudinal sound wave technique, *Composites, Part B*, 2013, **45**(1), 1164–1172.
- 141 G. Sebe, N. S. Cetin, C. A. Hill and M. Hughes, RTM hemp fibre-reinforced polyester composites, *Appl. Compos. Mater.*, 2000, **7**, 341–349.
- 142 D. K. Rajak, D. D. Pagar, P. L. Menezes and E. Linul, Fiber-reinforced polymer composites: manufacturing, properties, and applications, *Polymers*, 2019, **11**(10), 1–37.
- 143 A. Mikhalchan, T. Gspann and A. Windle, Aligned carbon nanotube-epoxy composites: the effect of nanotube organization on strength, stiffness, and toughness, *J. Mater. Sci.*, 2016, **51**(22), 10005–10025.
- 144 S. Siddika, F. Mansura, M. Hasan and A. Hassan, Effect of reinforcement and chemical treatment of fiber on the properties of jute-coir fiber reinforced hybrid polypropylene composites, *Fibers Polym.*, 2014, **15**(5), 1023–1028.
- 145 F. I. Romli, A. N. Alias, A. S. M. Rafe and D. L. A. A. Majid, Factorial study on the tensile strength of a coir fiber-reinforced epoxy composite, *AASRI Procedia*, 2012, **3**, 242–247.



- 146 O. Faruk, A. K. Bledzki, H.-P. Fink and M. Sain, Biocomposites reinforced with natural fibers: 2000–2010, *Prog. Polym. Sci.*, 2012, **37**(11), 1552–1596.
- 147 J. M. Ferraz, C. H. Del Menezzi, D. E. Teixeira and S. A. Martins, Effects of treatment of coir fiber and cement/fiber ratio on properties of cement-bonded composites, *BioResources*, 2011, **6**(3), 3481–3492.
- 148 G. E. Prasad, B. K. Gowda and R. Velmurugan, in *Mechanics of Composite and Multi-functional Materials*, vol. 7, Springer, Cham, Switzerland, 2016, pp. 173–180.
- 149 L. Zhang, Z. Jiang, H. Wu, W. Zhang, Y. Lai, W. Zheng and J. Li, Flexural Properties of Renewable Coir Fiber Reinforced Magnesium Phosphate Cement, Considering Fiber Length, *Materials*, 2020, **13**(17), 3692.
- 150 R. Latif, S. Wakeel, N. Zaman Khan, A. Noor Siddiquee, S. Lal Verma and Z. Akhtar Khan, Surface treatments of plant fibers and their effects on mechanical properties of fiber-reinforced composites: a review, *J. Reinf. Plast. Compos.*, 2019, **38**(1), 15–30.
- 151 N. Padmaraj, L. G. Keni, K. Chetan and M. Shetty, Mechanical characterization of areca husk-coir fiber reinforced hybrid Composites, *Mater. Today*, 2018, **5**(1), 1292–1297.
- 152 L. Liu, Z. Wang, Y. Yu, S. Fu, Y. Nie, H. Wang and P. Song, Engineering interfaces toward high-performance polypropylene/coir fiber biocomposites with enhanced friction and wear behavior, *ACS Sustainable Chem. Eng.*, 2019, **7**(22), 18453–18462.
- 153 K. Coskun, A. Mutlu, M. Dogan and E. Bozacı, Effect of various enzymatic treatments on the mechanical properties of coir fiber/poly(lactic acid) biocomposites, *J. Thermoplast. Compos. Mater.*, 2019, 1–14, DOI: 10.1177/0892705719864618.
- 154 S. Jayabal, S. Velumani, P. Navaneethakrishnan and K. Palanikumar, Mechanical and machinability behaviors of woven coir fiber-reinforced polyester composite, *Fibers Polym.*, 2013, **14**(9), 1505–1514.
- 155 R. Narendar, K. P. Dasan and M. Nair, Development of coir pith/nylon fabric/epoxy hybrid composites: mechanical and ageing studies, *Mater. Des.*, 2014, **54**, 644–651.
- 156 M. G. Mendonça, T. S. de Almeida, C. R. A. Daniel and L. S. Barreto, Carbon fiber effect on the physico-mechanical and durability properties of a cement/coir pith composite, *Sustainable Mater. Technol.*, 2020, **25**, 1–10.
- 157 M. G. Mendonça, T. S. de Almeida, C. R. A. Daniel and L. S. Barreto, Carbon fiber effect on the physico-mechanical and durability properties of a cement/coir pith composite, *Sustainable Mater. Technol.*, 2020, e00187.
- 158 S. Jayabal and U. Natarajan, Influence of fiber parameters on tensile, flexural, and impact properties of nonwoven coir–polyester composites, *Int. J. Adv. Manuf. Syst.*, 2011, **54**(5), 639–648.
- 159 V. Gopalan, V. Suthenthiraveerappa, A. R. Annamalai, S. Manivannan, V. Pragasam, P. Chinnaiyan, G. Mannayee and C.-P. Jen, Dynamic Characteristics of Woven Flax/Epoxy Laminated Composite Plate, *Polymers*, 2021, **13**(209), 1–15.
- 160 J. A. Delicano, A review on abaca fiber reinforced composites, *Compos. Interfaces*, 2018, **25**(12), 1039–1066.
- 161 P. Madhu, M. Sanjay, M. Jawaid, S. Siengchin, A. Khan and C. I. Pruncu, A new study on effect of various chemical treatments on *Agave americana* fiber for composite reinforcement: physico-chemical, thermal, mechanical and morphological properties, *Polym. Test.*, 2020, **85**, 1–7.
- 162 M. R. Cabral, E. Y. Nakanishi, V. Dos Santos, J. H. Palacios, S. Godbout, H. Savastano and J. Fiorelli, Evaluation of pre-treatment efficiency on sugarcane bagasse fibers for the production of cement composites, *Arch. Civ. Mech. Eng.*, 2018, **18**, 1092–1102.
- 163 G. A. Khan, M. Terano, M. Gafur and M. S. Alam, Studies on the mechanical properties of woven jute fabric reinforced poly(L-lactic acid) composites, *J. King Saud Univ., Eng. Sci.*, 2016, **28**(1), 69–74.
- 164 T. Haghghatnia, A. Abbasian and J. Morshedian, Hemp fiber reinforced thermoplastic polyurethane composite: an investigation in mechanical properties, *Ind. Crops Prod.*, 2017, **108**, 853–863.
- 165 J. Siregar, M. Zalinawati, T. Cionita, M. Rejab, I. Mawarnie, J. Jaafar and M. Hamdan, Mechanical properties of hybrid sugar palm/ramie fibre reinforced epoxy composites, *Mater. Today*, 2020, 1–6, DOI: 10.1016/j.matpr.2020.07.565.
- 166 K. Senthilkumar, N. Saba, N. Rajini, M. Chandrasekar, M. Jawaid, S. Siengchin and O. Y. Alotman, Mechanical properties evaluation of sisal fibre reinforced polymer composites: a review, *Constr. Build. Mater.*, 2018, **174**, 713–729.
- 167 K. Motaleb, M. Shariful Islam and M. B. Hoque, Improvement of physicomechanical properties of pineapple leaf fiber reinforced composite, *Int. J. Biomater.*, 2018, **2018**, 7384360.
- 168 P. Noorunnisa Khanam, G. Ramachandra Reddy, K. Raghu and S. Venkata Naidu, Tensile, flexural, and compressive properties of coir/silk fiber-reinforced hybrid composites, *J. Reinf. Plast. Compos.*, 2010, **29**(14), 2124–2127.
- 169 T. Sathishkumar, P. Navaneethakrishnan, S. Shankar and J. Kumar, Mechanical properties of randomly oriented snake grass fiber with banana and coir fiber-reinforced hybrid composites, *J. Compos. Mater.*, 2013, **47**(18), 2181–2191.
- 170 M. Idicula, S. Malhotra, K. Joseph and S. Thomas, Dynamic mechanical analysis of randomly oriented intimately mixed short banana/sisal hybrid fibre reinforced polyester composites, *Compos. Sci. Technol.*, 2005, **65**(7–8), 1077–1087.
- 171 S. Siddika, F. Mansura, M. Hasan and A. Hassan, Effect of reinforcement and chemical treatment of fiber on the properties of jute-coir fiber reinforced hybrid polypropylene composites, *Fibers Polym.*, 2014, **15**(5), 1023–1028.
- 172 S. Jayabal, U. Natarajan and U. Sekar, Regression modeling and optimization of machinability behavior of glass-coir-polyester hybrid composite using factorial design methodology, *Int. J. Adv. Manuf. Syst.*, 2011, **55**(1), 263–273.



- 173 G. Arifuzzaman Khan, M. Alam Shams, M. R. Kabir, M. Gafur, M. Terano and M. Alam, Influence of chemical treatment on the properties of banana stem fiber and banana stem fiber/coir hybrid fiber reinforced maleic anhydride grafted polypropylene/low-density polyethylene composites, *J. Appl. Polym. Sci.*, 2013, **128**(2), 1020–1029.
- 174 M. Arul, K. Sasikumar, M. Sambathkumar, R. Gukendran and N. Saravanan, Mechanical and fracture study of hybrid natural fiber reinforced composite – coir and sugarcane leaf sheath, *Mater. Today*, 2020, **33**, 2795–2797.
- 175 M. Mittal and R. Chaudhary, Experimental investigation on the mechanical properties and water absorption behavior of randomly oriented short pineapple/coir fiber-reinforced hybrid epoxy composites, *Mater. Res. Express*, 2018, **6**, 1–15.
- 176 R. Narendar, K. P. Dasan and M. Nair, Development of coir pith/nylon fabric/epoxy hybrid composites: mechanical and ageing studies, *Mater. Des.*, 2014, **54**, 644–651.
- 177 S. Dixit, B. Joshi, P. Kumar and V. L. Yadav, Novel Hybrid Structural Biocomposites from Alkali Treated-Date Palm and Coir Fibers: Morphology, Thermal and Mechanical Properties, *J. Polym. Environ.*, 2020, **28**, 2386–2392.
- 178 D. M. Krishnudu, D. Sreeramulu and P. V. Reddy, *AIP Conf. Proc.*, 2018, 1–9.
- 179 Y. Singh, J. Singh, S. Sharma, T.-D. Lam and D.-N. Nguyen, Fabrication and characterization of coir/carbon-fiber reinforced epoxy based hybrid composite for helmet shells and sports-good applications: influence of fiber surface modifications on the mechanical, thermal and morphological properties, *J. Mater. Res. Technol.*, 2020, **9**(6), 15593–15603.
- 180 B. Bakri, S. Chandrabakty and K. A. Putra, Evaluation of mechanical properties of coir-angustifolia haw agave fiber reinforced hybrid epoxy composite, *Jurnal Mekanikal*, 2017, **8**(1), 679–685.
- 181 S. H. Bettini, A. Bicudo, I. Augusto, L. Antunes, P. Morassi, R. Condotta and B. Bonse, Investigation on the use of coir fiber as alternative reinforcement in polypropylene, *J. Appl. Polym. Sci.*, 2010, **118**(5), 2841–2848.
- 182 L. Yan, N. Chouw, L. Huang and B. Kasal, Effect of alkali treatment on microstructure and mechanical properties of coir fibres, coir fibre reinforced-polymer composites and reinforced-cementitious composites, *Constr. Build. Mater.*, 2016, **112**, 168–182.
- 183 T. H. Nam, S. Ogihara and S. Kobayashi, Interfacial, mechanical and thermal properties of coir fiber-reinforced poly(lactic acid) biodegradable composites, *Adv. Compos. Mater.*, 2012, **21**(1), 103–122.
- 184 M. N. Islam, M. R. Rahman, M. M. Haque and M. M. Huque, Physico-mechanical properties of chemically treated coir reinforced polypropylene composites, *Composites, Part A*, 2010, **41**(2), 192–198.
- 185 P. Surin, P. Rakkwamsuk, E. Wimolmala and N. Sombatsompop, Effects of coir fiber and maleic anhydride modification on the properties of thermoplastic starch/PLA composite laminates, *J. Nat. Fibers*, 2015, **12**(2), 108–120.
- 186 G. Das and S. Biswas, Physical, mechanical and water absorption behaviour of coir fiber reinforced epoxy composites filled with Al₂O₃ particulates, *IOP Conf. Ser.: Mater. Sci. Eng.*, 2016, **115**(1), 1–11.
- 187 Y. Dong, A. Ghataura, H. Takagi, H. J. Haroosh, A. N. Nakagaito and K.-T. Lau, Polylactic acid (PLA) biocomposites reinforced with coir fibres: Evaluation of mechanical performance and multifunctional properties, *Composites, Part A*, 2014, **63**, 76–84.
- 188 F. Tomczak, T. H. D. Sydenstricker and K. G. Satyanarayana, Studies on lignocellulosic fibers of Brazil. Part II: morphology and properties of Brazilian coconut fibers, *Composites, Part A*, 2007, **38**(7), 1710–1721.
- 189 M. F. Rosa, B.-s. Chiou, E. S. Medeiros, D. F. Wood, T. G. Williams, L. H. Mattoso, W. J. Orts and S. H. Imam, Effect of fiber treatments on tensile and thermal properties of starch/ethylene vinyl alcohol copolymers/coir biocomposites, *Bioresour. Technol.*, 2009, **100**(21), 5196–5202.
- 190 A. A. Morandim-Giannetti, J. A. M. Agnelli, B. Z. Lanças, R. Magnabosco, S. A. Casarin and S. H. Bettini, Lignin as additive in polypropylene/coir composites: thermal, mechanical and morphological properties, *Carbohydr. Polym.*, 2012, **87**(4), 2563–2568.
- 191 J. H. Troitzsch, Overview of flame retardants, *Chim. Oggi*, 1998, **16**(1–2), 18–24.
- 192 F. Shukor, A. Hassan, M. S. Islam, M. Mokhtar and M. Hasan, Effect of ammonium polyphosphate on flame retardancy, thermal stability and mechanical properties of alkali treated kenaf fiber filled PLA biocomposites, *Mater. Des.*, 2014, **54**, 425–429.
- 193 J. Y. Jang, T. K. Jeong, H. J. Oh, J. R. Youn and Y. S. Song, Thermal stability and flammability of coconut fiber reinforced poly(lactic acid) composites, *Composites, Part B*, 2012, **43**(5), 2434–2438.
- 194 C. Reti, M. Casetta, S. Duquesne, S. Bourbigot and R. Delobel, Flammability properties of intumescent PLA including starch and lignin, *Polym. Adv. Technol.*, 2008, **19**(6), 628–635.
- 195 W. Wu and C. Q. Yang, Correlation between limiting oxygen index and phosphorus/nitrogen content of cotton fabrics treated with a hydroxy-functional organophosphorus flame-retarding agent and dimethyloldihydroxyethyleneurea, *J. Appl. Polym. Sci.*, 2003, **90**(7), 1885–1890.
- 196 L. Yan, S. Su and N. Chouw, Microstructure, flexural properties and durability of coir fibre reinforced concrete beams externally strengthened with flax FRP composites, *Composites, Part B*, 2015, **80**, 343–354.
- 197 M. Sakthivel and S. Ramesh, Mechanical properties of natural fibre (banana, coir, sisal) polymer composites, *Sci. Park*, 2013, **1**(1), 1–6.
- 198 C. b. M. o. M. G. o. India, *Development Of Coir Fibre Reinforced Green Polymeric Composites For Injection Moulding Products*, <http://www.ccriindia.org/pdf/Project%20report%20CBPST.pdf>, accessed 27th December, 2020.



- 199 G. A. M. Brasileiro, J. A. R. Vieira and L. S. Barreto, Use of coir pith particles in composites with Portland cement, *J. Environ. Manage.*, 2013, **131**, 228–238.
- 200 F. S. d. Luz, S. N. Monteiro, E. S. Lima and É. P. Lima Júnior, Ballistic application of coir fiber reinforced epoxy composite in multilayered armor, *Mater. Res.*, 2017, **20**, 23–28.
- 201 N. Ayrilmis, S. Jarusombuti, V. Fueangvivat, P. Bauchongkol and R. H. White, Coir fiber reinforced polypropylene composite panel for automotive interior applications, *Fibers Polym.*, 2011, **12**(7), 919.
- 202 U. Bongarde and B. Khot, A review on coir fiber reinforced polymer composite, *Int. J. Eng. Technol.*, 2019, **6**(4), 793–795.
- 203 A. Expo, *Thermal-acoustic insulation CORKOCO*, <https://www.archiexpo.com/prod/amorim-isolamentos-sa/product-89328-863904.html>, accessed 26th December, 2020.
- 204 S. N. Monteiro, L. A. H. Terronesa, F. P. D. Lopesa and J. R. M. d'Almeidab, Mechanical Strength of Polyester Matrix Composites Reinforced with Coconut Fiber Wastes, *Rev. Mater.*, 2005, **5**, 571–576.
- 205 GreenBeez, *Coconut Husks Find New Life as Packaging*, <https://www.greenbiz.com/article/coconut-husks-find-new-life-packaging>, accessed 26th December, 2020.
- 206 W. L. Bradley and S. W. Bradley, *Using Coconut Fiber and Shell as Functional Fillers in Polyolefin to Enhance Properties and Reduce Costs*, <https://na.eventscloud.com/eselectv2/backendfileapi/download/358894?id=530a3fab2d729a83da52c233cb802f80-MjAxOS0wMiM1YzVjNGM1NTY4MTJi>, accessed 26th December, 2020.
- 207 D. Group, *Biodegradable Coir Fiber Coco Pots*, <http://damrongsilp.com/biodegradable-coir-fiber-coco-pots/>, accessed 26th December 2020.
- 208 Alibaba-B2B, *100% Natural coconut coir insole and genuine cow leather designer shoe insoles*, <https://www.pinterest.com/pin/455074737341999275/>, accessed 26th December, 2020.
- 209 M. District, *COQUIM-COQUIM-COCONUT-FIBRE-ONA751-1*, <https://materialdistrict.com/material/coquim-coconut-fibre/coquim-coquim-coconut-fibre-ona751-1/>, accessed 26th December, 2020.
- 210 Designboom, *COIR: a transformative mobile public space made from coconuts*, <https://www.designboom.com/design/cheryl-wing-zi-wong-coir-coconuts-mobile-public-space-bangkok-thailand-09-02-2014/>, accessed 26th December, 2020.
- 211 M. a. Markets, *Composite market*, https://www.marketsandmarkets.com/Market-Reports/composite-market-200051282.html?gclid=EAIaIQobChMI3bu746D47QIVpgIGAB0pTAGpEAAAYASAAEgISAPD_BwE, accessed 31st December, 2020.
- 212 M. a. Market, *Biocomposites Market*, <https://www.marketsandmarkets.com/Market-Reports/biocomposite-market-258097936.html>, accessed 31st December, 2020.
- 213 M. o. M. Coir Board, Govt. of India, *Global Coir Trade*, http://coirboard.gov.in/?page_id=127, accessed 31st December, 2020.
- 214 A. M. Research, *Coco Coir Market by Product (Coco Coir Grow Bags, Bales, Coir Material, Open Tops, Blends & Loose Substrate, and Others), Application (Rope & Cordage, Coco Nets & Twines, Stitched Mats, Coconut Meals, Husk, and Others), and Consumer (Green Houses and Sellers): Global Opportunity Analysis and Industry Forecast, 2020–2027*, <https://www.alliedmarketresearch.com/coco-coir-market-A06856>, accessed 9th February, 2021.
- 215 P. I. Narayanan and I. Bright Singh, PhD thesis, Cochin University of Science & Technology, 1999.

