


 Cite this: *RSC Adv.*, 2021, **11**, 5644

Synthesis of ultra-high molecular weight poly(ethylene)-co-(1-hexene) copolymers through high-throughput catalyst screening†

 Thomas J. Williams,^a Jessica V. Lamb,^a Jean-Charles Buffet,^a Tossapol Khamnaen^b and Dermot O'Hare^{a*}

A family of permethylindenyl titanium constrained geometry complexes, $\text{Me}_2\text{SB}(\text{R}^i\text{N}, \text{3-R}^i\text{*})\text{TiX}_2$ ($(3\text{-R}^i\text{-}\eta^5\text{-C}_9\text{Me}_5)\text{Me}_2\text{Si}(\text{R}^i\text{TiX}_2)$), supported on solid polymethylaluminumoxane (sMAO) are investigated as slurry-phase catalysts for ethylene/ H_2 homopolymerisation and ethylene/1-hexene copolymerisation by high-throughput catalyst screening. $\text{Me}_2\text{SB}(\text{t}^{\text{Bu}}\text{N}, \text{I}^*)\text{TiCl}_2$ supported on sMAO [sMAO- $\text{Me}_2\text{SB}(\text{t}^{\text{Bu}}\text{N}, \text{I}^*)\text{TiCl}_2$] is responsive to small quantities of H_2 (<1.6%), maintaining high polymerisation activities (up to 4900 $\text{kg}_{\text{PE}} \text{mol}_{\text{Ti}}^{-1} \text{h}^{-1} \text{bar}^{-1}$) and yielding polyethylenes with significantly decreased molecular weight (M_w) (from 2700 to 41 kDa with 1.6% H_2). In slurry-phase ethylene/1-hexene copolymerisation studies, a decrease in polymerisation activity and polymer molecular weights compared to ethylene homopolymerisation is observed. Compared to many solid supported system, these complexes all display high 1-hexene incorporation levels up to a maximum incorporation of 14.2 mol% for sMAO- $\text{Me}_2\text{SB}(\text{t}^{\text{Bu}}\text{N}, \text{I}^*)\text{TiCl}_2$. We observe a proportionate increase in 1-hexene incorporation with concentration, highlighting the ability of these catalysts to controllably tune the amount of 1-hexene incorporated into the polymer chain to produce linear low-density polyethylene (LLDPE) materials.

Received 18th January 2021

Accepted 26th January 2021

DOI: 10.1039/d1ra00446h

rsc.li/rsc-advances

Introduction

The incorporation of longer chain α -olefin monomers into polyethylene chains increases the degree of polymer branching, which lowers the melting point, crystallinity, and density of the polymers.¹ This can lead to significant increases in polymer flexibility, which gives the resultant polymers applications in packaging, foams, elastic fibers, and adhesives.²

Metallocene catalysts containing two η^5 -cyclopentadienyl (C_5H_5 , Cp) ligands and two σ -type ligands (Cp_2MX_2) have similar reactivities with both ethylene and longer chain α -olefins,³ allowing them to incorporate much larger percentages of higher α -olefins than traditional Ziegler-Natta catalysts.⁴ Unlike the latter, copolymerisation using metallocene catalysts often results in regular comonomer distributions and forms high strength, high clarity polymers.^{5,6}

Constrained geometry complexes (CGCs), bridged half-metallocenes containing amide ligands, such as the Dow Chemical Co. complexes $\{(3\text{-}^t\text{Bu-}\eta^5\text{-C}_5\text{H}_3)\text{Me}_2\text{Si}(\text{t}^{\text{Bu}}\text{N})\}\text{TiMe}_2$ ($\text{Me}_2\text{SB}(\text{t}^{\text{Bu}}\text{N}, \text{Cp}^{\text{3-tBu}})\text{TiMe}_2$), $\text{Me}_2\text{SB}(\text{t}^{\text{Bu}}\text{N}, \text{Cp}^*)\text{TiMe}_2$, $\text{Me}_2\text{SB}(\text{t}^{\text{Bu}}\text{N}, \text{I})\text{TiMe}_2$,

and $\text{Me}_2\text{SB}(\text{t}^{\text{Bu}}\text{N}, \text{3-OMe}^i)\text{TiMe}_2$,⁷ have been shown to be highly efficient ethylene/olefin copolymerisation catalysts, with high levels of olefin incorporated into the polymer chains.^{5,8,9} For example, in the solution phase, α -olefin incorporations of 25.3 mol% have been observed for ethylene/1-octene copolymerisation using $\text{Me}_2\text{SB}(\text{t}^{\text{Bu}}\text{N}, \text{Cp}^*)\text{TiMe}_2[\text{HNMe}(\text{C}_{18}\text{H}_{37})_2][\text{B}(\text{C}_6\text{F}_5)_4]$ (20 bar ethylene and 300 g 1-octene),⁷ and incorporations of 69.9% for ethylene/1-hexene copolymerisation using $\text{Me}_2\text{SB}(\text{t}^{\text{Bu}}\text{N}, \text{Cp}^*)\text{Ti}(\text{CH}_2\text{Ph})_2/\text{MAO}$ (1 bar ethylene and 44.5 mmol 1-hexene).^{10,11} These CGCs are of industrial interest due to their enhanced ability to copolymerise ethylene and longer chain α -olefins when compared to Cp_2MX_2 metallocene catalysts.^{7,8,11,12} This has been attributed to the less crowded coordination sphere, decreased tendency to undergo chain transfer reactions, and smaller bite angle ($\text{Cp}_{\text{cent}}\text{-M-N}$ angle) of CGCs compared to metallocenes ($\text{Cp}_{\text{cent}}\text{-M-Cp}_{\text{cent}}$) (by approximately 25–30°).¹³

CGCs are highly tuneable, and variation of the complex components can dramatically influence polymerisation activities.¹³ It has been found that for CGCs containing a substituted indenyl fragment, the addition of electron-donating substituents leads to both increased copolymerisation activity and polymer molecular weights.¹⁴ One advantage of CGCs is their ability to produce polyethylenes with very ultra-high molecular weights, with M_w often in excess of 1000 kDa.^{10,15–17} The long polymer chains transfer pressure more effectively to the polymer backbone, resulting in very tough materials with the highest impact strength of any thermoplastic currently

^aChemistry Research Laboratory, Department of Chemistry, University Oxford, 12 Mansfield Road, OX1 3TA, Oxford, UK. E-mail: dermot.ohare@chem.ox.ac.uk

^bSCG Chemicals Co., Ltd, 1 Siam Cement Rd, Bangkok 10800, Thailand

† Electronic supplementary information (ESI) available: NMR spectroscopy, gel permeation chromatography, crystallisation elution fractionation, ethylene uptake profile. See DOI: 10.1039/d1ra00446h



produced.¹⁷ The extremely low moisture absorption, very low friction coefficient, biological inertness, and self-lubricating nature of UHMWPE have led to their use in fishing lines, joint replacements, and impact-resistant materials in the military.^{17–19}

We recently reported the synthesis and characterisation of a new family of CGCs based on the permethylindenyl ligand (C_9Me_7 , Ind*, I*): $\{(3-R-\eta^5-C_9Me_5)Me_2Si(R'N)\}TiX_2$ ($Me_2SB(R'N, ^3-EtI^*)TiX_2$; R = H and Et; R' = ⁱPr, ^tBu, and ⁿBu; X = Cl, Me, CH_2Ph , and CH_2SiMe_3) (Chart 1).^{20,21}

When immobilised on solid polymethylaluminoxane (sMAO),²² an insoluble form of oligomeric MAO, the CGCs were found to be very active catalysts for slurry-phase ethylene polymerisation, ethylene/1-hexene copolymerisation, and ethylene/styrene copolymerisation with activities up to 7048, 4248, and 2036 $kg_{PE} mol_{Ti}^{-1} h^{-1} bar^{-1}$ respectively.²¹ The catalysts showed low levels of 1-hexene and styrene incorporation (1.9–2.4 mol% and 1.6–2.5 mol% respectively) with 1-hexene incorporation levels found to increase with increasing copolymerisation temperature.²¹

Herein, we report a systematic investigation of the polymerisation performance of sMAO supported permethylindenyl titanium constrained geometry complexes for ethylene and ethylene/1-hexene copolymerisation using a high-throughput catalyst screening methodology.

Results and discussion

The CGCs in Chart 1 were immobilised on solid polymethylaluminoxane (sMAO) with an initial aluminium to titanium

catalyst loading ($[Al_{sMAO}]_0/[Ti]_0$) of 200, using a procedure described in previous work.²⁰ The catalysts were studied under high-throughput conditions for ethylene homopolymerisation with or without dihydrogen (H_2), and ethylene/1-hexene copolymerisation. The high-throughput system allowed a large number of parallel experiments to be run simultaneously, enabling the screening of different conditions in a shorter time period.²³

Ethylene/ H_2 homopolymerisation

sMAO supported $Me_2SB(t^BuN, I^*)TiCl_2$ (1_{sMAO}), $Me_2SB(t^BuN, I^*)TiMe_2$ (2_{sMAO}), $Me_2SB(t^BuN, I^*)Ti(CH_2Ph)_2$ (3_{sMAO}), $Me_2SB(t^BuN, I^*)Ti(CH_2SiMe_3)_2$ (4_{sMAO}), $Me_2SB(t^BuN, I^*)Ti(Cl)CH_2SiMe_3$ (5_{sMAO}), and $Me_2SB(t^BuN, ^3-EtI^*)TiCl_2$ (6_{sMAO}) were studied for ethylene homopolymerisation and H_2 response. High-throughput polymerisation studies were conducted in a parallel pressure reactor (PPR) at 80 °C with 8.3 bar ethylene, 0.8% (0.07 bar) or 1.6% (0.13 bar) H_2 supplied by a mixed H_2/N_2 feed, 5 mL heptane, 10 μ mol triisobutylaluminium (TiBA, $Al(CH_2CH(CH_3)_2)_3$) scavenger, and 0.075–0.40 mg pre-catalyst ($[Al_{sMAO}]_0/[Ti]_0 = 200$) for 1 hour or until 8.3 bar of ethylene uptake was reached.

Polymerisation activities decreased with the addition of H_2 , however, the catalysts remained very active; activities of 6700, 5700, and 4800 $kg_{PE} mol_{Ti}^{-1} h^{-1} bar^{-1}$ for 1_{sMAO} with 0, 0.8, and 1.6% H_2 respectively (Fig. 1 and Table 1). The decrease in polymerisation activity with increasing H_2 pressure was found to be greater for the alkylated catalysts (2_{sMAO} , 3_{sMAO} , and 4_{sMAO}) than the dichloride (1_{sMAO} and 6_{sMAO}) and mono-chloride (5_{sMAO}) catalysts; with 1.6% H_2 , activity decreased by 28, 30,

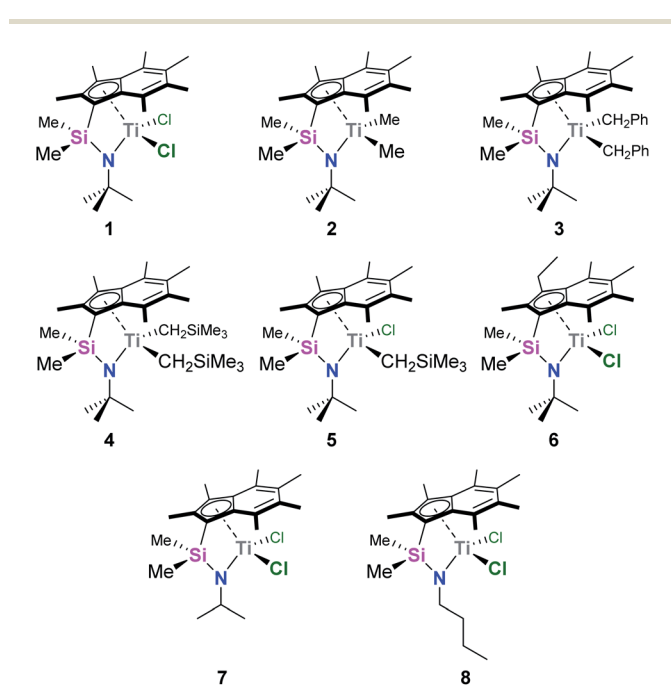


Chart 1 Permethylindenyl CGCs: $Me_2SB(t^BuN, I^*)TiCl_2$ (**1**),²⁰ $Me_2SB(t^BuN, I^*)TiMe_2$ (**2**),²¹ $Me_2SB(t^BuN, I^*)Ti(CH_2Ph)_2$ (**3**),²¹ $Me_2SB(t^BuN, I^*)Ti(CH_2SiMe_3)_2$ (**4**),²¹ $Me_2SB(t^BuN, I^*)Ti(Cl)CH_2SiMe_3$ (**5**),²¹ $Me_2SB(t^BuN, ^3-EtI^*)TiCl_2$ (**6**),²¹ $Me_2SB(i^PrN, I^*)TiCl_2$ (**7**),²⁰ and $Me_2SB(t^BuN, I^*)TiCl_2$ (**8**).²⁰

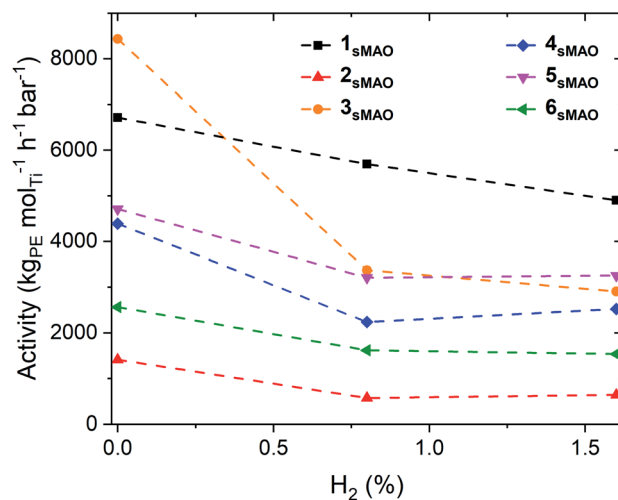


Fig. 1 Slurry-phase ethylene polymerisation activity as a function of H_2 (%) using sMAO supported $Me_2SB(t^BuN, I^*)TiCl_2$ (1_{sMAO}) (black square), $Me_2SB(t^BuN, I^*)TiMe_2$ (2_{sMAO}) (red up triangle), $Me_2SB(t^BuN, I^*)Ti(CH_2Ph)_2$ (3_{sMAO}) (orange circle), $Me_2SB(t^BuN, I^*)Ti(CH_2SiMe_3)_2$ (4_{sMAO}) (blue diamond), $Me_2SB(t^BuN, I^*)Ti(Cl)CH_2SiMe_3$ (5_{sMAO}) (pink down triangle), and $Me_2SB(t^BuN, ^3-EtI^*)TiCl_2$ (6_{sMAO}) (green left triangle) with 0, 0.8, and 1.6% H_2 . Polymerisation conditions: 8.3 bar ethylene, 0.075–0.40 mg pre-catalyst ($[Al_{sMAO}]_0/[Ti]_0 = 200$), 5.0 mL heptane, 10 μ mol TiBA, and 80 °C. Reactions quenched at 8.3 bar ethylene uptake or after 60 minutes.



Table 1 Slurry-phase ethylene/H₂ polymerisation using sMAO supported I* CGCs in a high throughput system^a

Catalyst	H ₂ ^b	Activity ^c	M _w ^d	M _w /M _n
1 _{sMAO}	0	6700	2700	3.2
	0.8	5700	80	2.4
	1.6	4900	41	2.9
2 _{sMAO}	0	1400	1400	3.4
	0.8	570	85	2.7
	1.6	640	45	2.7
3 _{sMAO}	0	8400	1200	3.4
	0.8	3400	84	2.8
	1.6	2900	47	2.7
4 _{sMAO}	0	4400	1800	3.5
	0.8	2200	82	2.6
	1.6	2500	43	2.6
5 _{sMAO}	0	4700	1500	3.8
	0.8	3200	73	2.7
	1.6	3300	42	2.7
6 _{sMAO}	0	2600	1400	3.4
	0.8	1600	80	2.8
	1.6	1500	42	2.7

^a Polymerisation conditions: 8.3 bar ethylene, 0.075–0.40 mg pre-catalyst ([Al]_{sMAO}/[Ti]₀ = 200), 5.0 mL heptane, 10 μmol TiBA, and 80 °C. Reactions quenched at 8.3 bar ethylene uptake or after 60 minutes. ^b %. ^c kg_{PE} mol_{Ti}⁻¹ h⁻¹ bar⁻¹, reported to 2 significant figures. ^d kDa, reported to 2 significant figures.

and 42% for 1_{sMAO}, 5_{sMAO}, and 6_{sMAO} when compared to ethylene homopolymerisation, and by 43, 54 and 65% for 4_{sMAO}, 2_{sMAO}, and 3_{sMAO}. The differences in the relative changes in activities and the absolute activities of sMAO-Me₂SB(^tBuN₁I*)TiX₂ (1_{sMAO}–4_{sMAO}) catalysts also suggests that the initiator groups remain coordinated to the surface of the support and influence the nature of the active species through a secondary

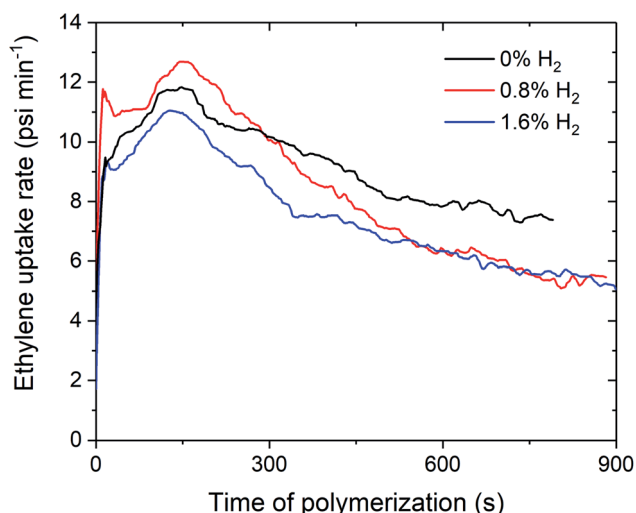


Fig. 2 Slurry-phase polymerisation ethylene uptake rate as a function of time of polymerisation using sMAO supported Me₂SB(^tBuN₁I*)TiCl₂ (1_{sMAO}) with 0 (black), 0.8 (red), and 1.6% H₂ (blue). Polymerisation conditions: 8.3 bar ethylene, 0.20 mg pre-catalyst ([Al]_{sMAO}/[Ti]₀ = 200), 5.0 mL heptane, 10 μmol TiBA, and 80 °C. Reactions quenched at 8.3 bar ethylene uptake or after 60 minutes.

coordination effect.²⁴ Chlorides initiating group could also block the active sites.

Over the course of the polymerisation runs, the *in situ* ethylene uptake rate profiles show lower uptake rates for ethylene polymerisation with H₂ compared to without H₂ (Fig. 2 and S1–S3†). The lower activities and ethylene uptake rates for ethylene/H₂ polymerisation are attributable to the formation of a metal hydride species from chain transfer to H₂, which requires reactivation by propagation.^{25–27} The lower polymerisation activities may also be due to the formation of dormant bimetallic resting states with a bridging hydride, as has been proposed in the solution phase, that require reactivation to form the cationic methyl species.^{28,29} For 1_{sMAO}, ethylene polymerisation with 0.8% H₂ initially shows a higher ethylene uptake rate than for polymerisation without H₂; H₂ may activate an alternative site for a short period,²⁷ which then becomes deactivated as polymerisation progresses (Fig. 2).

Polymer molecular weights (M_w) decreased with increased addition of H₂; M_w of ~80 and ~45 kDa with 0.8 and 1.6% H₂ respectively for all catalysts (Table 1, Fig. S9 and S11–S13†). The narrowing of the molecular weight distributions with increased addition of H₂, (M_w/M_n of 3.8 and 2.7 for 5_{sMAO} with 0 and 1.6% H₂) suggests increased control in the reaction.³⁰ Crystallisation-elution fractionation (CEF) showed that the maximum elution temperature (T_{el,max}) of the polymers decreased slightly in the presence of H₂ (T_{el,max} of 113.3, 112.1, and 111.8 °C with 0, 0.8,

Table 2 Slurry-phase ethylene/1-hexene copolymerisation using sMAO supported I* CGCs in a high-throughput system^a

Catalyst	1-Hexene ^b	Activity ^c	M _w ^d	M _w /M _n	Incorporation ^e	T _{el,max} ^f
1 _{sMAO}	0	6700	2700	3.2	—	112.1
	125	5200	270	3.0	5.6	85.1
	250	3600	330	2.5	6.6	73.5
2 _{sMAO}	0	1400	1400	3.4	—	113.3
	125	380	390	2.8	3.4	89.0
	250	250	300	2.6	6.3	70.5
3 _{sMAO}	0	8400	1200	3.4	—	111.4
	125	2700	490	2.7	3.1	89.8
	250	3000	380	2.4	6.3	71.6
4 _{sMAO}	0	4400	1800	3.5	—	113.3
	125	1100	390	2.8	3.5	84.8
	250	280	200	2.3	7.1	69.5
5 _{sMAO}	0	4700	1500	3.8	—	113.3
	125	2200	360	2.5	3.6	88.0
	250	1500	270	2.5	7.4	70.9
6 _{sMAO}	0	2600	1400	4.0	—	113.4
	125	1700	250	2.9	5.6	81.9
	250	1100	220	2.6	8.4	66.0
7 _{sMAO}	0	1200	1700	2.5	—	113.9
	125	380	250	2.7	6.3	98.8
	250	390	260	2.4	14.2	80.5
8 _{sMAO}	0	490	1700	6.5	—	—
	125	220	210	4.3	1.6	—
	250	190	360	3.9	4.7	—

^a Polymerisation conditions: 8.3 bar ethylene, 0.075–0.40 mg pre-catalyst ([Al]_{sMAO}/[Ti]₀ = 200), 5.0 mL heptane, 10 μmol TiBA, and 80 °C. Reactions quenched at 5.5 bar ethylene uptake or after 60 minutes. ^b μL. ^c kg_{PE} mol_{Ti}⁻¹ h⁻¹ bar⁻¹, reported to 2 significant figures. ^d kDa, reported to 2 significant figures. ^e Mol%. ^f °C.



and 1.6% H₂ respectively for 2_{sMAO}), indicating a slight decrease in melting point and crystallinity (Table S1 and Fig. S18–S20†). The amorphous fraction (AF) increased in the presence of H₂; AF of 0.2, 0.5 and 0.7 with 0, 0.8, and 1.6% H₂ respectively for 2_{sMAO}.

Ethylene/1-hexene copolymerisation

sMAO supported Me₂SB(^tBuN,I*)TiCl₂ (1_{sMAO}), Me₂SB(^tBuN,I*)TiMe₂ (2_{sMAO}), Me₂SB(^tBuN,I*)Ti(CH₂Ph)₂ (3_{sMAO}), Me₂SB(^tBuN,I*)Ti(CH₂SiMe₃)₂ (4_{sMAO}), Me₂SB(^tBuN,I*)Ti(Cl)CH₂SiMe₃ (5_{sMAO}), Me₂SB(^tBuN,3-EtI*)TiCl₂ (6_{sMAO}), Me₂SB(ⁱPrN,I*)TiCl₂ (7_{sMAO}), and Me₂SB(^mBuN,I*)TiCl₂ (8_{sMAO}) (Chart 1) were studied as catalysts for ethylene/1-hexene copolymerisation.

Large reductions in activity were observed for ethylene/1-hexene copolymerisation compared to ethylene homopolymerisation (6700 and 3600 kg_{PE} mol_{Ti}⁻¹ h⁻¹ bar⁻¹ for 1_{sMAO} with 0 and 250 μL 1-hexene respectively), indicating that the negative comonomer effects outweigh the positive effects (Table 2, Fig. 3 and S8†).^{21,31,32} A large decrease in ethylene polymerisation activity is observed with increasing volumes of 1-hexene. For example, a decrease from 4700 to 1500 kg_{PE} mol_{Ti}⁻¹ h⁻¹ bar⁻¹ for 5_{sMAO} with 0 and 250 μL 1-hexene respectively.

Many theories have been proposed for the positive comonomer effect, including fracturing of catalyst particles exposing new sites, the formation of new active species by coordination of α-olefins, and activation of dormant active sites; however, many of these have been refuted for molecular catalyst systems.³³ Studies have also shown that the addition of 1-hexene to an alkane reaction mixture leads to a 7–10% increase in ethylene

solubility between 70–90 °C,³⁴ as well as improved diffusion of ethylene close to the catalytic site, which improves polymerisation activity.³⁵ The negative effects of comonomer addition are proposed to be due to competitive binding between ethylene and α-olefins and, if the rate of migratory insertion of the α-olefin is slower than that of ethylene, the rate of chain propagation will decrease leading to a decrease in polymerisation activity.³³ The negative effects of comonomers on ethylene polymerisation activity may also be due to slower rates of insertion; the increased steric bulk of α-olefin comonomers in the polymer chain can lead to reduced rates of ethylene insertion.³⁶

Through monitoring changes in temperature during polymerisation, an exothermic temperature spike to approximately 85 °C was observed at the start of the copolymerisation experiments. As the alkyl catalysts (2_{sMAO}, 3_{sMAO}, and 4_{sMAO}) are much more sensitive to polymerisation temperature than the dichloride catalysts (1_{sMAO}, 6_{sMAO}, 7_{sMAO}, and 8_{sMAO}),²¹ this thermal spike caused more substantial decreases in polymerisation activities for these catalysts; activity decreases from 6700 to 3600 kg_{PE} mol_{Ti}⁻¹ h⁻¹ bar⁻¹ for 1_{sMAO} and from 4400 to 280 kg_{PE} mol_{Ti}⁻¹ h⁻¹ bar⁻¹ for 4_{sMAO} with 0 and 250 μL 1-hexene respectively.

The decreases in polymerisation activity with increasing volumes of 1-hexene are highlighted by the *in situ* ethylene uptake rate profiles, where sharp decreases in uptake rates with 125 and 250 μL 1-hexene are observed when compared to ethylene homopolymerisation (Fig. 4 and S4–S7†). Polymerisation activity was observed to increase with increasing electron-donating ability of the amido fragment (^tBu > ⁱPr > ⁿBu; 1_{sMAO} > 7_{sMAO} > 8_{sMAO}) (Fig. S8†), as observed in previous work.²⁰ Kamigaito *et al.* and Nomura *et al.* have also observed similar effects when using Me₂SB(^RN,Cp*)TiCl₂/MAO (R = ^tBu, Ph, and

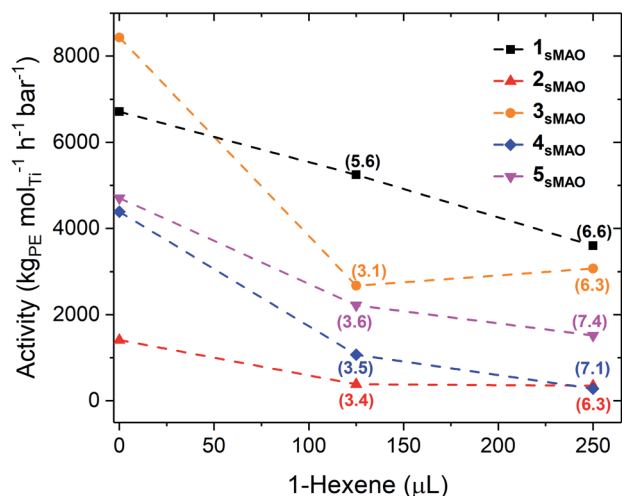


Fig. 3 Slurry-phase ethylene polymerisation activity as a function of 1-hexene (μL) using sMAO supported Me₂SB(^tBuN,I*)TiCl₂ (1_{sMAO}) (black square), Me₂SB(^tBuN,I*)TiMe₂ (2_{sMAO}) (red up triangle), Me₂SB(^tBuN,I*)Ti(CH₂Ph)₂ (3_{sMAO}) (orange circle), Me₂SB(^tBuN,I*)Ti(CH₂SiMe₃)₂ (4_{sMAO}) (blue diamond), and Me₂SB(^tBuN,I*)Ti(Cl)CH₂SiMe₃ (5_{sMAO}) (pink down triangle) with 0, 125, and 250 μL 1-hexene. 1-Hexene incorporation (mol%) shown in parenthesis. Polymerisation conditions: 8.3 bar ethylene, 0.075–0.40 mg pre-catalyst ([A]_{sMAO}/[Ti]₀ = 200), 5.0 mL heptane, 10 μmol TiBA, and 80 °C. Reactions quenched at 5.5 bar ethylene uptake or after 60 minutes.

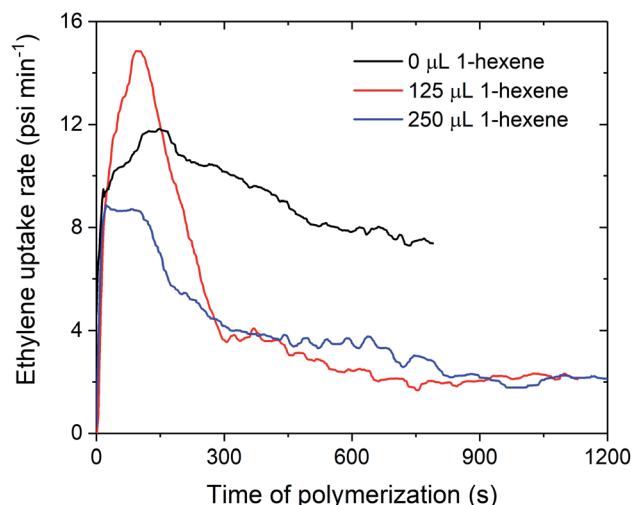


Fig. 4 Slurry-phase polymerisation ethylene uptake rate as a function of time of polymerisation using sMAO supported Me₂SB(^tBuN,I*)TiCl₂ (1_{sMAO}) with 0 (black), 125 (red), and 250 μL 1-hexene (blue). Polymerisation conditions: 8.3 bar ethylene, 0.20 mg pre-catalyst ([A]_{sMAO}/[Ti]₀ = 200), 5.0 mL heptane, 10 μmol TiBA, and 80 °C. Reactions quenched at 5.5 bar ethylene uptake or after 60 minutes.



C_6F_5 ;³⁷ $R = ^tBu$ and Cy)^{38,39} catalysts for solution-phase ethylene/styrene copolymerisation.

Klosin *et al.* have previously reported the effects of variation of the indenyl moiety on ethylene/1-octene copolymerisation, finding that increased electron-donating ability led to higher activities and polymer molecular weights.¹⁴ The opposite effect is observed for these systems, where 6_{sMAO} shows a lower ethylene polymerisation activity than 1_{sMAO} , attributed to its decreased thermal stability; activities of 1100 and 3600 $kg_{PE} mol_{Ti}^{-1} h^{-1} bar^{-1}$ respectively with 250 μL 1-hexene. The lower polymerisation activity of 3-ethylpentamethylindenyl supported catalysts relative to the permethylindenyl analogs has been observed previously for ethylene polymerisation using 1_{sMAO} and 6_{sMAO} with 2 bar ethylene and 50 mL solvent at temperatures above 70 °C,²¹ and when using $sMAO-Me_2SB(2,7-^tBuFlu, ^{3-R}I^*)ZrCl_2$ catalysts.⁴⁰ 6_{sMAO} also shows greater decreases in activities for ethylene/1-hexene copolymerisation compared to ethylene homopolymerisation (35 and 58% decreases for 125 and 250 μL 1-hexene respectively) than 1_{sMAO} (22 and 46% decreases respectively). Similar to alkylated catalysts (2_{sMAO} , 3_{sMAO} , and 4_{sMAO}), this may be due to the exothermic temperature spike at the beginning of the copolymerisation experiment and the lower thermal stability of 6_{sMAO} compared to 1_{sMAO} .

The catalysts produced polymers with very high levels of 1-hexene incorporation for supported systems (up to 14.2 mol% for 7_{sMAO}), confirming the production of ethylene/1-hexene copolymers. This is a trait commonly observed for CGCs that is attributed to the open metal centre resulting from the strain-inducing *ansa*-bridge (Table 2).^{8,12,13}

The incorporation levels observed for these catalysts are lower than for solution-phase ethylene/1-hexene copolymerisation using $Me_2SB(^tBuN, Cp^*)Ti(CH_2Ph)_2$ with an MAO cocatalyst (65–70% 1-hexene incorporation).¹⁰ However, supported catalysts typically give lower incorporation levels than homogeneous catalysts due to mass transfer effects, where both the support and the propagating polymer chain cause diffusional resistance of the comonomer towards the active sites.^{41,42} The active sites of supported catalysts may also become blocked with polymer more quickly than the same catalysts in solution and therefore become inaccessible.⁴²

It was found that 1_{sMAO} , 6_{sMAO} , and 7_{sMAO} produced polymers with similar incorporation levels with 125 μL 1-hexene (5.6–6.3 mol%). However, 7_{sMAO} produced polymers with much higher incorporation levels than 6_{sMAO} and 1_{sMAO} with 250 μL 1-hexene (14.2, 8.4, and 6.6 mol% respectively). This suggests that higher levels of 1-hexene incorporation accompany reduced steric bulk in the amido substituent, likely due to easier coordination of 1-hexene to the metal centre. Catalysts containing at least one alkyl ligand (2_{sMAO} , 3_{sMAO} , 4_{sMAO} , and 5_{sMAO}) produced polymers with similar incorporation levels; 3.1–3.6 and 3.3–7.4 mol% with 125 and 250 μL 1-hexene respectively.

A similar effect was also observed by Chen and Marks for solution-phase ethylene/1-hexene copolymerisation using $Me_2SB(^tBuN, Cp^*)TiMe_2/(BC_6F_5)_3$ and $Me_2SB(^tBuN, Cp^*)Ti(CH_2Ph)_2/MAO$ where both alkyl ligand containing catalysts produced polymers with ~70% 1-hexene incorporation.¹⁰ 8_{sMAO}

consistently produced polymers with lower incorporation levels (1.6 and 4.7 mol% with 125 and 250 μL 1-hexene respectively), which may be due to the reduced electron donating ability of tBu . A proportionate increase in 1-hexene incorporation was observed for ethylene/1-hexene copolymerisation using 2_{sMAO} – 7_{sMAO} (the amount of 1-hexene incorporated into the polyethylene chain approximately doubled when the amount of 1-hexene in the system was doubled), which gives great potential for these catalysts to controllably tune the amount of 1-hexene incorporated into the polymer chain.

Gel permeation chromatography (GPC) showed that as the amount of 1-hexene added to the system increased, the molecular weights (M_w) of the polymers significantly decreased; the polymers produced using 1_{sMAO} showed an eight-fold decrease in polymer molecular weights on the addition of 250 μL 1-hexene (M_w of 2700 and 330 kDa with 0 and 250 μL 1-hexene respectively) (Table 2, Fig. S10 and S14–S17†). The decrease in polymer molecular weights likely results from frequent chain termination following 1-hexene insertion and chain transfer to 1-hexene monomers, coupled with a decrease in the rate of chain propagation.^{31,43} This effect has been observed and studied for ethylene/ α -olefin polymerisation using other CGC systems, such as $Me_2SB(^tBuN, Cp^*)TiMe_2$, $Me_2SB(^tBuN, ^{2-R}I)TiMe_2$, and $Me_2SB(^tBuN, ^{3-R}I)TiMe_2$, with work having been undertaken in an attempt to negate the molecular weights decrease by adding heteroatom substituents in the 2- and 3-positions on the indenyl moiety.^{7,14}

The catalysts produced polymers with relatively narrow molecular weight distributions (M_w/M_n), which became narrower with increasing volumes of 1-hexene; M_w/M_n of 3.2, 3.0, and 2.7 for 1_{sMAO} with 0, 125, and 250 μL 1-hexene. The polymers produced using 8_{sMAO} showed wider molecular weight distributions than the polymers produced using the other catalysts (M_w/M_n of 6.5, 4.4, and 4.0 with 0, 125, and 250 μL 1-hexene respectively), suggesting the potential for more than one active site (Fig. S17†).

CEF showed that the maximum elution temperatures ($T_{el,max}$) of the polymers dramatically decreased with increasing volumes of 1-hexene, indicative of higher levels of 1-hexene incorporation; $T_{el,max}$ of 112.1, 85.1, and 73.5 °C for 1_{sMAO} with 0, 125, and 250 μL 1-hexene respectively (Table 2 and Fig. S21–S23†).

The decreases in $T_{el,max}$ are attributable to the weakening of intramolecular forces between the polymer chains with increasing incorporation of 1-hexene and decreasing molecular weights of the polymers.⁴⁴ The amorphous fraction (AF) also increased with increasing 1-hexene concentration; AF of 0.2, 0.7, and 27.2 wt% for 4_{sMAO} with 0, 125, and 250 μL 1-hexene respectively (Table S2†). This corroborates with the high temperature $^{13}C\{^1H\}$ NMR spectra (Fig. S24–S27†).

Conclusions

A series of eight permethylindenyl constrained geometry titanium complexes ($Me_2SB(^R N, ^{3-R} I^*)TiX_2$) supported on solid polymethylaluminumoxane (sMAO) have been studied for ethylene homopolymerisation, H_2 response, and ethylene/1-hexene



copolymerisation in a high-throughput catalyst screening system.

The catalysts displayed very high ethylene homopolymerisation activities; maximum activity of $8400 \text{ kg}_{\text{PE}} \text{ mol}_{\text{Ti}}^{-1} \text{ h}^{-1} \text{ bar}^{-1}$ for $\text{sMAO-Me}_2\text{SB}(\text{tBuN}, \text{I}^*)\text{Ti}(\text{CH}_2\text{Ph})_2$. $\text{sMAO-Me}_2\text{SB}(\text{tBuN}, \text{I}^*)\text{TiCl}_2$ displayed the best H_2 response, displaying modest decreases in activity (6700 and $4900 \text{ kg}_{\text{PE}} \text{ mol}_{\text{Ti}}^{-1} \text{ h}^{-1} \text{ bar}^{-1}$ with 0 and 1.6% H_2 respectively), large decreases in polymer molecular weights (M_w of 2700 and 41 kDa with 0 and 1.6% H_2 respectively), and narrow molecular weight distributions (M_w/M_n of 2.4 – 3.2).

The addition of 1-hexene to the system caused a decrease in polymerisation activity and polymer molecular weights (activities of 6700 and $3600 \text{ kg}_{\text{PE}} \text{ mol}_{\text{Ti}}^{-1} \text{ h}^{-1} \text{ bar}^{-1}$ and M_w of 2700 and 330 kDa for $\text{sMAO-Me}_2\text{SB}(\text{tBuN}, \text{I}^*)\text{TiCl}_2$ with 0 and $250 \mu\text{L}$ 1-hexene respectively), highlighting a negative comonomer effect.

The catalysts displayed high 1-hexene incorporation levels for supported systems with a maximum incorporation of $14.2 \text{ mol}\%$ for $\text{sMAO-Me}_2\text{SB}(\text{iPrN}, \text{I}^*)\text{TiCl}_2$, demonstrating the formation of ethylene/1-hexene copolymers. A proportionate increase in 1-hexene incorporation with 1-hexene concentration was observed, demonstrating the potential capacity of these catalysts to controllably tune the amount of 1-hexene incorporated into the polymer chain to produce industrially relevant linear low-density polyethylene (LLDPE) materials.

Conflicts of interest

There are no conflicts to declare.

Acknowledgements

T. J. W., J. V. L. and J.-C. B. would like to thank SCG Chemicals Co., Ltd. (Thailand) for financial support; T. J. W. additionally thanks the Engineering and Physical Sciences Research Council (U.K.) for financial support (CASE studentship). We also thank Prof. Vincenzo Busico for the use of HTEExplore (University of Naples), and Mr Alessio Mingione and Prof. Roberta Cipullo (HTEExplore) for running the high-throughput polymerisation experiments and polymer analysis.

Notes and references

- B. Paredes, R. van Grieken, A. Carrero, I. Suarez and J. B. P. Soares, *Macromol. Chem. Phys.*, 2011, **212**, 1590–1599.
- W. Kaminsky, *Macromol. Chem. Phys.*, 1996, **197**, 3907–3945.
- W. Kaminsky, A. Funck and H. Haehnsen, *Dalton Trans.*, 2009, 8803–8810.
- K. Nomura and J. Liu, in *Organometallic Reactions and Polymerization*, ed. K. Osakada, Springer-Verlag Berlin, Berlin, 2014, vol. 85, pp. 51–88.
- A. Shamiri, M. H. Chakrabarti, S. Jahan, M. A. Hussain, W. Kaminsky, P. V. Aravind and W. A. Yehye, *Materials*, 2014, **7**, 5069–5108.
- J. Imuta, A. Todo, T. Tsutsui, T. Hachimori and N. Kashiwa, *Bull. Chem. Soc. Jpn.*, 2004, **77**, 607–615.
- J. Klosin, P. P. Fontaine and R. Figueroa, *Acc. Chem. Res.*, 2015, **48**, 2004–2016.
- J. C. Stevens, F. J. Timmers, D. R. Wilson, G. F. Schmidt, P. N. Nickias, R. K. Rosen, G. W. Knight and S. Y. Lai, EP416815A2, 1991.
- Y. Nakayama, Y. Sogo, Z. G. Cai and T. Shiono, *J. Polym. Sci., Part A: Polym. Chem.*, 2013, **51**, 1223–1229.
- Y.-X. Chen and T. J. Marks, *Organometallics*, 1997, **16**, 3649–3657.
- J. Suhm, M. J. Schneider and R. Mülhaupt, *J. Mol. Catal. A: Chem.*, 1998, **128**, 215–227.
- J. A. M. Canich, EP420436A1, 1991.
- H. Braunschweig and F. M. Breitling, *Coord. Chem. Rev.*, 2006, **250**, 2691–2720.
- J. Klosin, W. J. Kruper, P. N. Nickias, G. R. Roof, P. De Waele and K. A. Abboud, *Organometallics*, 2001, **20**, 2663–2665.
- H. G. Alt, A. Weis, A. Reb and R. Ernst, *Inorg. Chim. Acta*, 2003, **343**, 253–274.
- J.-C. Buffet, Z. R. Turner, R. T. Cooper and D. O'Hare, *Polym. Chem.*, 2015, **6**, 2493–2503.
- S.-J. Park and M.-K. Seo, *Interface Science and Composite*, 1st edn, Elsevier, 2011, vol. 8, pp. 431–499.
- A. Wang, D. C. Sun, C. Stark and J. H. Dumbleton, *Wear*, 1995, **181–183**, 241–249.
- M. C. Sobieraj and C. M. Rimnac, *J. Mech. Behav. Biomed. Mater.*, 2009, **2**, 433–443.
- T. J. Williams, J.-C. Buffet, Z. R. Turner and D. O'Hare, *Catal. Sci. Technol.*, 2018, **8**, 5454–5461.
- T. J. Williams, A. D. H. Smith, J.-C. Buffet, Z. R. Turner and D. O'Hare, *Mol. Catal.*, 2020, **486**, 110872.
- E. Kaji and E. Yoshioka, US8404880, 2013.
- V. Busico, R. Pellecchia, F. Cutillo and R. Cipullo, *Macromol. Rapid Commun.*, 2009, **30**, 1697–1708.
- C. M. R. Wright, Z. R. Turner, J.-C. Buffet and D. O'Hare, *Chem. Commun.*, 2016, **52**, 2850–2853.
- A. T. Rappe, W. M. Skiff and C. J. Casewit, *Chem. Rev.*, 2000, **100**, 1435–1456.
- W. Kaminsky and H. Lüker, *Macromol. Rapid Commun.*, 1984, **5**, 225–228.
- K. J. Chu, J. B. P. Soares and A. Penlidis, *Macromol. Chem. Phys.*, 2000, **201**, 552–557.
- F. Q. Song, R. D. Cannon and M. Bochmann, *J. Am. Chem. Soc.*, 2003, **125**, 7641–7653.
- M. Bochmann, *Organometallics*, 2010, **29**, 4711–4740.
- D. Mathis, F. Rouhollahnejad and P. Chen, *Helv. Chim. Acta*, 2010, **93**, 212–219.
- R. Quijada, G. B. Galland and R. S. Mauler, *Macromol. Chem. Phys.*, 1996, **197**, 3091–3098.
- R. Quijada, J. Dupont, M. S. L. Miranda, R. B. Scipioni and G. B. Galland, *Macromol. Chem. Phys.*, 1995, **196**, 3991–4000.
- J. C. W. Chien and T. Nozaki, *J. Polym. Sci., Part A: Polym. Chem.*, 1993, **31**, 227–237.
- B. J. Banaszak, D. Lo, T. Widya, W. H. Ray, J. J. de Pablo, A. Novak and J. Kosek, *Macromolecules*, 2004, **37**, 9139–9150.
- A. Novak, M. Bobak, J. Kosek, B. J. Banaszak, D. Lo, T. Widya, W. H. Ray and J. J. de Pablo, *J. Appl. Polym. Sci.*, 2006, **100**, 1124–1136.



- 36 G. Fink, R. Mülhaupt and H. H. Brintzinger, *Ziegler Catalysts: Recent Scientific Innovations and Technological Improvements*, Springer Berlin Heidelberg, 2012.
- 37 M. Kamigaito, T. K. Lal and R. M. Waymouth, *J. Polym. Sci., Part A: Polym. Chem.*, 2000, **38**, 4649–4660.
- 38 K. Nomura, H. Okumura, T. Komatsu and N. Naga, *Macromolecules*, 2002, **35**, 5388–5395.
- 39 K. Nomura, H. Okumura, T. Komatsu, N. Naga and Y. Imanishi, *J. Mol. Catal. A: Chem.*, 2002, **190**, 225–234.
- 40 J.-C. Buffet, Z. R. Turner and D. O'Hare, *Chem. Commun.*, 2018, **54**, 10970–10973.
- 41 L. A. Williams and T. J. Marks, *Organometallics*, 2009, **28**, 2053–2061.
- 42 K. Czaja, L. A. Novokshonova and N. J. Kovaleva, *Macromol. Chem. Phys.*, 1999, **200**, 983–988.
- 43 N. Herfert, P. Montag and G. Fink, *Makromol. Chem.*, 1993, **194**, 3167–3182.
- 44 M. D. F. V. Marques and R. B. Tiosso, *Journal of Materials Science and Engineering with Advanced Technology*, 2011, **4**, 149–173.

