




Cite this: *RSC Adv.*, 2021, 11, 16892

Newly synthesized MAX phase Zr_2SeC : DFT insights into physical properties towards possible applications†

M. A. Ali ^{*a} and Muhammad Waqas Qureshi ^{bc}

A DFT study of the synthesized MAX phase Zr_2SeC has been carried out for the first time to explore its physical properties for possible applications in many sectors. The studied properties are compared with prior known MAX phase Zr_2SC . The structural parameters (lattice constants, volume, and atomic positions) are observed to be consistent with earlier results. The band structure and density of states (DOS) are used to explore the metallic conductivity, anisotropic electrical conductivity, and the dominant role of Zr-d states to the electrical conductivity at the Fermi level. Analysis of the peaks in the DOS and charge density mapping (CDM) of Zr_2SeC and Zr_2SC revealed the possible variation of the mechanical properties and hardness among them. The mechanical stability has been checked using elastic constants. The values of the elastic constants, elastic moduli and hardness parameters of Zr_2SeC are found to be lowered than those of Zr_2SC . The anisotropic behavior of the mechanical properties has been studied and analyzed. Technologically important thermodynamic properties such as the thermal expansion coefficient (TEC), Debye temperature (Θ_D), entropy (S), heat capacity at constant volume (C_V), Grüneisen parameter (γ) along with volume (V) and Gibbs free energy (G) are investigated as a function of both temperature (from 0 to 1600 K) and pressure (from 0 to 50 GPa). Besides, the Θ_D , minimum thermal conductivity (K_{\min}), melting point (T_m), and γ have also been calculated at room temperature and found to be lowered for Zr_2SeC compared to Zr_2SC owing to their close relationship with the mechanical parameters. The value of the Θ_D , K_{\min} , T_m , and TEC suggest Zr_2SeC as a thermal barrier coating material. The optical properties such as dielectric constant (real and imaginary part), refractive index, extinction coefficient, absorption coefficient, photoconductivity, reflectivity, and loss function of Zr_2SeC are computed and analyzed to reveal its possible applications.

Received 24th March 2021

Accepted 30th April 2021

DOI: 10.1039/d1ra02345d

rsc.li/rsc-advances

1. Introduction

Since the 1990s, one of the most widely known classes of transition metal carbides or nitrides is the so-called MAX phase materials with general formula $\text{M}_{n+1}\text{AX}_n$ (M – early transition metal, A – A-group element, X – C or N; $n = 1-4$).¹⁻⁴ MAX phase materials can attract great attention owing to their exceptional performance combining both ceramics (elastically rigid, lightweight, creep and fatigue resistant as ceramic materials) and metals (machinable, electrically and thermally conductive, not susceptible to thermal shock, plastic at high temperature and exceptionally damage-tolerant);^{1,2} consequently, they are

promising candidates such as in high-temperature technology as components, sliding electrical contacts, and contacts for 2D electronic circuits, Li-ion batteries, wear and corrosion-resistant coatings, superconducting materials, spintronics, and nuclear industry.^{2,5-9} The hybrid properties of MAX phases are due to the existence of strong covalent M-X bonds and relatively weak metallic M-A bonds within their structure.^{2,10,11} These challenging properties are always motivating scientists; consequently, more than 150 MAX phases have been discovered.¹ Moreover, researchers are also trying to manipulate the composition and structure to achieve better combination of the properties such as different alloys/solid solutions,¹²⁻²⁰ $\text{M}_2\text{A}_2\text{X}^{21-23}$ and $\text{M}_3\text{A}_2\text{X}$,²⁴ rare-earth i-MAX phases,^{25,26} 212 MAX phases,²⁷⁻²⁹ 314 MAX phases,^{27,30} MAX phase borides^{6,31-37} and two-dimensional (2D) MAX phase derivatives termed MXenes.^{38,39}

As an A element, chalcogen S containing MAX phases have drawn attention owing to their comparatively strong M-A(p-d) bonding which is usually weak for MAX phases. So far known, the S-containing ternary MAX phases are M_2SC ($\text{M} = \text{Ti}, \text{Zr}, \text{Hf}$, and Nb) and M_2SB ($\text{M} = \text{Zr}, \text{Hf}$, and Nb).^{1,13-15} The existence of strong M-A bonding for the S-containing MAX phases is

^aDepartment of Physics, Chittagong University of Engineering and Technology (CUET), Chattogram-4349, Bangladesh. E-mail: ashrafphy31@cuet.ac.bd

^bState Key Laboratory of Advanced Welding and Joining, Harbin Institute of Technology, Harbin 150001, China

^cSchool of Materials Science & Engineering, Harbin Institute of Technology, Harbin 150001, China

† Electronic supplementary information (ESI) available. See DOI: 10.1039/d1ra02345d



reflected from the higher values of Young's modulus, bulk modulus, and shear modulus of M_2SC ($M = \text{Ti, Zr, Hf}$) compared to that of M_2AlC ($M = \text{Ti, Zr, Hf}$).^{34,40–42} All the S-containing phases have been studied completely by the different research groups. Amini *et al.*⁴⁰ have synthesized and studied the mechanical properties of Ti_2SC . Bouhemadou *et al.*⁴¹ have performed a first-principles investigation of M_2SC ($M = \text{Ti, Zr, Hf}$) compounds. A comprehensive study of elastic properties of 211 MAX phases has been carried out by Cover *et al.*,⁴² where the Ti_2SC and Zr_2SC were included. M_2SB ($M = \text{Zr, Hf, Nb}$) borides have been synthesized by Rackl *et al.*,^{32,33} which has been further subjected for the comprehensive study of the physical properties of M_2SX ($X = \text{C and B}$).³⁴ For each case, the S-containing MAX phases have enhanced mechanical properties compared to corresponding Al-containing MAX phases.

Recently, a new chalcogen (Se) containing MAX phase (Zr_2SeC) has been synthesized by Chen *et al.*,⁴³ where they have investigated the only electronic density of states, charge density, electrical resistivity, and thermal conductivity of Zr_2SeC . These limited results are not enough to explore the Zr_2SeC thoroughly for practical application in many sectors where many other MAX phases have already been used. For example, the MAX phases have the potential to be used as structural components at high-temperature^{44,45} where the knowledge of mechanical properties is essential. MAX phases are also using in high-temperature technology [e.g., as thermal barrier coating (TBC) material] where some prior knowledge of Debye temperature, minimum thermal conductivity as well as melting temperature is required.^{46,47} Moreover, the MAX phases are potential candidates for use as cover materials to diminish solar heating⁴⁸ where the knowledge of optical properties is fundamental. Thus, to predict its possible relevance in other sectors, a detailed study of Zr_2SeC is of scientific importance. Therefore, a detailed study of Zr_2SeC needs to be performed to take the full advantages for possible use in many sectors.

Therefore, the structural, electronic, mechanical, thermal, and optical properties of Zr_2SeC have been presented in this paper, and the properties of Zr_2SeC have been compared with those of the Zr_2SC MAX phase. It is found that the Zr_2SeC is soft with low Vickers hardness like other phase materials. Moreover, it is suitable to be used as a TBC material. Furthermore, it can also be used as a cover material for spacecraft to reduce solar heating. The rest of the article is organized as follows: the detailed Computational methodology is given in Section 2, Results and discussion are presented in Section 3, and important Conclusions are drawn in Section 4.

2. Computational methodology

A density functional theory based on the plane-wave pseudo-potential method was implemented in the Cambridge Serial Total Energy Package (CASTEP) code^{49,50} to calculate the physical properties of Zr_2SeC . The exchange and correlation functions were treated by the generalized gradient approximation (GGA) of the Perdew–Burke–Ernzerhof (PBE).⁵¹ The pseudo-atomic calculations were performed for C – $2s^22p^2$, Se – $4s^24p^4$, and Zr – $4d^25s^2$ electronic orbitals. A k -point⁵² mesh of size $10 \times 10 \times 3$ was selected to integrate the Brillouin zone,

and the cutoff energy was set as 500 eV. The Broyden Fletcher Goldfarb Shanno (BFGS) technique⁵³ was used for structure relaxation, and density mixing was used for electronic structure calculation. The structure was relaxed with the following parameters: the self-consistent convergence of the total energy is 5×10^{-6} eV per atom, the maximum force on the atom is $0.01 \text{ eV } \text{\AA}^{-1}$, the maximum ionic displacement is set to 5×10^{-4} Å, and maximum stress of 0.02 GPa. The optical properties of the Zr_2SeC compound were calculated using the complex dielectric function $\epsilon(\omega) = \epsilon_1(\omega) + i\epsilon_2(\omega)$. The time-dependent perturbation theory (first-order) is used to obtain the imaginary part of the dielectric function. The equation used to calculate the imaginary part $\epsilon_2(\omega)$ is given by:

$$\epsilon_2(\omega) = \frac{2e^2\pi}{\Omega\epsilon_0} \sum_{k,v,c} |\psi_k^c| \mathbf{u} \cdot \mathbf{r} |\psi_k^v|^2 \delta(E_k^c - E_k^v - E) \quad (1)$$

where Ω and ϵ_0 correspond to the volume of the unit cell and dielectric constant of the free space, \mathbf{u} and \mathbf{r} stand for the incident electric field vector (polarized) and position vector. ω , e and ψ_k^c and ψ_k^v stand for the light frequency, electronic charge, and conduction and valence band wave functions at k , respectively. Here, the sum k was used to present the Brillouin zone' sampling in the k space. The sums v and c were used to represent the contribution from the unoccupied conduction band (CB) and occupied valence band (VB). The Kramers–Kronig relations were used to estimate the real part $\epsilon_1(\omega)$ from the imaginary part $\epsilon_2(\omega)$. The real and imaginary parts of the dielectric function were further used to obtain the other optical constants: refractive index, extinction coefficient, absorption spectrum, reflectivity, and energy-loss spectrum based on the relations found elsewhere.⁵⁴

3. Results and discussion

3.1 Structural properties

The unit of Zr_2SeC is shown in Fig. 1, which is crystallized in the hexagonal system with space group $P6_3/mmc$ (194).² The unit cell contains two formula units, and there are eight atoms in the unit

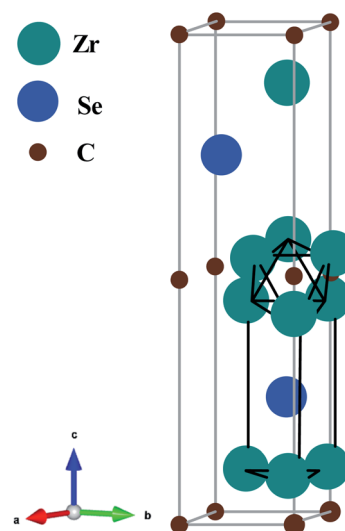


Fig. 1 Crystal structure (unit cell) of the Zr_2SeC compound.



Table 1 Calculated lattice parameters (*a* and *c*), *c/a* ratio, volume (*V*), and atomic positions of Zr₂SeC MAX phase

<i>a</i> (Å)	<i>c</i> (Å)	<i>c/a</i>	<i>V</i> (Å ³)	Ref.	Positions	Zr	Se	C
3.4655	12.5406	3.618	130.429	This study	<i>x</i>	1/3	1/3	0
3.462	12.518	3.615	129.029	Expt. ⁴³	<i>y</i>	2/3	2/3	0
3.487	12.631	3.622	132.080	Theo. ⁴³	<i>z</i>	0.0965, 0.0963 (ref. 43)	3/4	0

cell. The Zr₆C octahedron interleaved between two atomic layers of the Se atom is shown in Fig. 1. For 211 MAX phases, the atomic positions of Zr, Se, and C atoms in the unit cell are (1/3, 2/3, 0.0965), (1/3, 2/3, 3/4), and (0, 0, 0). The unit of Zr₂SeC is optimized geometrically to calculate the physical properties further. The lattice constants of the optimized cell are presented together with previous experimental and theoretical results⁴³ that assure the parameters used for calculations. For example, our calculated values of *a*, *c*, and *V* are only 0.1%, 0.18%, and 1.08%, respectively, higher than those of experimental values (Table 1).

3.2 Electronic properties and bonding nature

The electronic band structure of Zr₂SeC of optimized structure within the GGA-PBE is estimated and analyzed as shown in Fig. 2(a) along the high symmetry lines of the Brillouin zone (Γ–A–H–K–Γ–M–L–H). None existence of a bandgap close to the Fermi level owing to the overlapping of the conduction and valence

band reveals the metallic nature of the titled compound like other MAX phases.⁵⁵ The band structure also reveals the anisotropic nature of electronic conductivity. It is seen that the energy dispersion along Γ–A, K–H, and L–M directions, which are along the *c*-direction, are small. The conductivity in the basal plane is exhibited by H–K, Γ–M, and L–H that are larger than those of *c*-direction. Thus, the conductivity is higher in the basal plane than that of *c*-direction for Zr₂SeC, which is typical for MAX phases.^{20,29,56}

After band structure, the next step for insight into the electronic properties of Zr₂SeC is to investigate its density of states (DOS). Fig. 2(b) shows the DOS of Zr₂SeC with a finite value of DOS (1.84 states per unit cell per eV) at the Fermi level that is slightly higher than the value (1.48 states per unit cell per eV) obtained by Chen *et al.*,⁴³ might due to the difference in the functionals used. The DOS of Zr₂SeC is slightly higher than that of Zr₂SC (1.79 states per unit cell per eV); a similar result is also reported by Chen *et al.*⁴³ The value of DOS at the Fermi level (*E_F*)

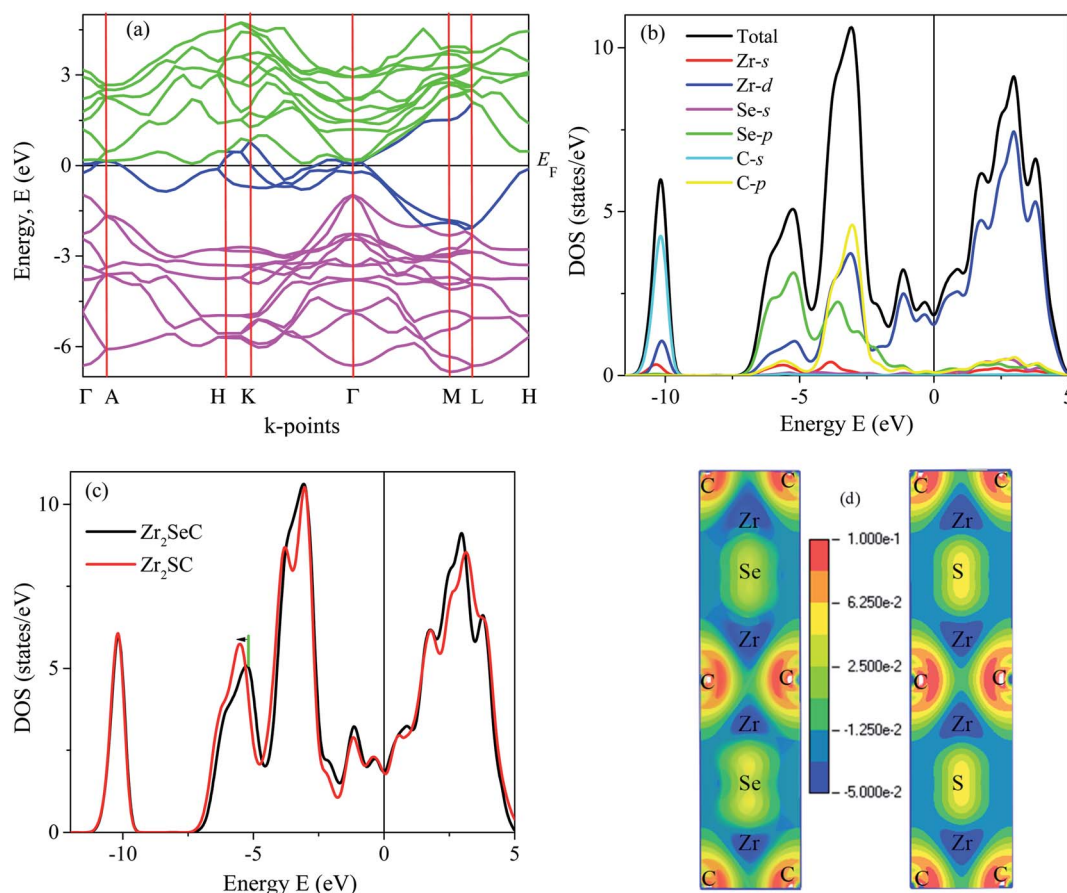


Fig. 2 The electronic band structure of (a) Zr₂SeC, (b) total and partial DOS of Zr₂SeC, (c) the total DOS of Zr₂AC (A = S, Se) and (d) charge density mapping of Zr₂AC (A = S, Se).



can provide information regarding electrical conductivity as it is directly related to the DOS and electron mobility.² The partial DOS is used to explore the contribution from different states to the total DOS. For instance, the DOS at the E_F is contributed from Zr-d states and involved in the conduction of Zr_2SeC . The C and Se do not contribute to the DOS at E_F and are not involved in the conduction properties. The contribution of different atoms to the DOS at different energy states is also observed from the partial DOS (PDOS). The DOS profile is almost similar to that of the reported DOS.⁴³ The hybridization among the different Zr, Se, and C electronic states is observed from PDOS. The lowest energy band (−9 to −12 eV) comes from the hybridization between Zr-d and C-s orbital's electrons with a dominating role of C-s states. The peak in the energy range −4.5 to −7.5 eV is accredited by the strong hybridization of Se-p and Zr-d states with a minor contribution from Zr-s and C-p states. The strongest peak in the range −1.7 to 4.5 eV results from the hybridization between Zr-d, Se-p, and C-p states with dominant contribution from C-p states.

The highest valence band in the range 0 to 1.7 eV is dominated by Zr-d states with a small contribution from Se-p and C-p states. The PDOS of Zr_2SC is not presented here due to similar nature. The TDOS of Zr_2AC (A = S, Se) is shown in Fig. 2(c) to disclose the effect of the A element. As seen in Fig. 2(b), the S/Se contributed to the TDOS mostly in the energy range of −4.5 to −7.5 eV. The peak found in this region is shifted towards lower energy (indicated by the green line and black arrow) for Zr_2SC compared to Zr_2SeC , indicating a higher bonding M–A strength for Zr_2SC compared to that in Zr_2SeC . The peaks position due to Zr and C remain the same for both compounds. Thus, higher values of the mechanical properties characterizing parameters are expected owing to the presence of stronger M–A bonding in Zr_2SC than in Zr_2SeC . To strengthen this statement, we have calculated the charge density mapping (CDM) for both phases, as shown in Fig. 2(d). Fig. 2(d) shows the CDM for both Zr_2AC (A = S, Se), where the red and blue colors indicate the highest and the lowest value, respectively. The directional covalent bonding occurs between Zr and C atoms where the charges are geometrically localized, and this bonding is comparatively stronger, required more energy to break this bonding. As seen in the figure, the charge density at Zr and C position is unchanged for both Zr_2SC and Zr_2SeC . The charges are accumulated to a greater extent at S positions of Zr_2SC than that of Se positions of Zr_2SeC . The greater charges at the S position the greater bonding strength between Zr–S than Zr–Se which is in good agreement with DOS results. Now it's time to prove the statement that the Zr–S bonding stronger than Zr–Se which will be proven in

the following section. The electronic band structure and DOS of Zr_2SeC and Zr_2SC are similar to that of M_2SC (M = Hf, Nb).^{32,41}

3.3 Mechanical properties

Some of the physical properties of solids, for example, the mechanical stability, bonding strength, deformation, failure mode, stiffness, anisotropic nature in bonding strength, *etc.*, can be brought out by studying mechanical properties characterizing parameters that are subjected in this section. At first, the stiffness constants (C_{ij}) have been calculated using the well-known strain–stress method.^{29,30,57–59} The stiffness constants, which are five in number as independent due to the hexagonal nature of Zr_2SeC and presented in Table 2 together with those of other S-containing MAX phases Zr_2SX (X = C, B). One of the prime importance of stiffness constants is the use of checking the mechanical stability of solids. Max Born⁶⁰ proposed some conditions on the stiffness constants of solids for being mechanically stable, having a limitation that they are not enough to predict the stability for all crystal systems correctly. The limitation is overcome by Mouhat *et al.*⁶¹ and the stability conditions for a hexagonal systems becomes:

$$C_{11} > 0, C_{11} > C_{12}, C_{44} > 0, (C_{11} + C_{12})C_{33} - 2(C_{13})^2 > 0. \quad (2)$$

The C_{ij} presented in Table 2 satisfy the above relations, and hence Zr_2SeC is expected to be mechanically stable like M_2SC (M = Zr, Hf, Nb). It should be noted here that Zr_2SeC is already experimentally realized; thus, the question regarding stability is not expected at all. But, checking mechanical stability is necessary for practical application under load. The importance of C_{ij} is not only limited to mechanical stability checking but also provides significant information. For example, the stiffness of solids along [100] and [001] directions are defined by C_{11} and C_{33} , respectively, thus, comparatively low pressure is required to deform Zr_2SeC along crystallographic *a*-axis than *c*-axis because of $C_{11} < C_{33}$. The resistance to shear deformation is measured by the value of C_{44} . It is evident from Table 2 that $C_{44} < C_{33}$ and C_{11} , indicating a low pressure required to shear deformation than axial deformation. Moreover, C_{44} is also a hardness predictor, in fact, directly related to the hardness compared to other elastic moduli.⁶² C_{44} of Zr_2SeC is smaller than M_2SC (M = Zr, Hf) but larger than Nb_2SC , thus, the hardness of Zr_2SeC is expected to be lower than M_2SC (M = Zr, Hf) but higher than Nb_2SC . Furthermore, the unequal values of C_{11} and C_{33} reveal the anisotropy in the bonding strength in the *a* and *c*-axis owing to the difference in the atomic arrangement in *a* and *c*-axes. The

Table 2 The elastic constants, C_{ij} (GPa), bulk modulus, B (GPa), shear modulus, G (GPa), Young's modulus, Y (GPa), macro, H_{macro} (GPa), micro hardness, H_{micro} (GPa), Pugh ratio, G/B , Poisson ratio, ν and Cauchy pressure, CP (GPa) of Zr_2SeC , together with those of M_2SC (M = Zr, Hf, Nb)

Phase	C_{11}	C_{12}	C_{13}	C_{33}	C_{44}	B	G	Y	H_{macro}	H_{micro}	G/B	ν	CP	Ref.
Zr_2SeC	260	97	96	293	128	154	100	247	14.85	17.79	0.65	0.23	−30	This study
Zr_2SC	295	89	102	315	138	166	115	280	17.89	21.57	0.69	0.22	−49	34
Hf_2SC	311	97	121	327	149	181	120	295	17.35	21.72	0.66	0.23	−52	34
Nb_2SC	316	108	151	325	124	197	105	267	11.58	15.84	0.53	0.27	−16	34



difference in the atomic arrangement is mainly responsible for the mechanical anisotropy that will be presented in the letter.

Bulk modulus (B) defines the property related to the incompressibility of the materials. The material's resistance to change its volume keeping shape unchanged under hydrostatic pressure is measured by its B . The resistance of solids to plastic deformation at constant volume is provided by its shear modulus (G). The stiffness of solids is measured by its Young's modulus (Y); the higher value of Y indicates stiffer solids and *vice versa*. These moduli are also important to realize the hardness, stiffness, brittleness/ductileness of solids. From these points of view, we have calculated the B and G using Hill's approximation⁶³ based on the Voigt⁶⁴ and Reuss⁶⁵ models as follows:

$$B = (B_V + B_R)/2, \quad (3)$$

where $B_V = [2(C_{11} + C_{12}) + C_{33} + 4C_{13}]/9$ and $B_R = C^2/M$; $C^2 = (C_{11} + C_{12})C_{33} - 2C_{13}^2$; $M = C_{11} + C_{12} + 2C_{33} - 4C_{13}$.

B_V represents the upper limit of B (Voigt bulk modulus) and B_R represents the lower limit of B (Reuss bulk modulus). Like B , average values of Voigt (G_V) and Reuss (G_R) were used to calculate G using the following equations:

$$G = (G_V + G_R)/2, \quad (4)$$

where $G_V = [M + 12C_{44} + 12C_{66}]/30$ and $G_R = \left(\frac{5}{2}\right)[C^2C_{44}C_{66}]/[3B_VC_{44}C_{66} + C^2(C_{44} + C_{66})]$; $C_{66} = (C_{11} - C_{12})/2$.

The Young's modulus (Y) and Poisson's ratio (ν) were also calculated using their relationships with B and G :³⁴

$$Y = 9BG/(3B + G) \quad (5)$$

and

$$\nu = (3B - Y)/(6B) \quad (6)$$

The lower values of B and G of Zr_2SeC than those of Zr_2SC revealed that low pressure is required to volume and plastic deformation for Zr_2SeC than Zr_2SC and lower value of Y for Zr_2SeC than Zr_2SC , indicating that Zr_2SeC is less stiff than Zr_2SC . The elastic moduli were further used to study the hardness of Zr_2SeC using the equations:^{66,67}

$$H_{\text{macro}} = 2(k^2\bar{G})^{0.585} - 3 \quad (7)$$

(where Pugh's ratio, $k = G/B$) and

$$H_{\text{micro}} = \frac{(1 - 2\nu)E}{6(1 + \nu)}. \quad (8)$$

The study of the hardness parameter is beneficial for those materials which are used as structural components like MAX phases. The replacement of Se by S is enough to increase the M-A bonding strength that must improve the hardness of Zr_2SC than Zr_2SeC . The obtained values of H_{macro} and $H_{\text{micro}} = 14.85$ (17.89) and 17.79 (21.57) GPa for Zr_2SeC (Zr_2SC). Thus, the enhancement of hardness for Zr_2SC is observed. Though the elastic moduli (B , G , Y) of Zr_2SeC are smaller than that of Nb_2SC but the hardness parameters of Zr_2SeC are larger than those of Nb_2SC owing to the larger value of C_{44} (ref. 62) (C_{44} of Zr_2SeC and Nb_2SC are 128 and 124 GPa, respectively). The elastic moduli and hardness parameters of Hf_2SC are larger than those of Zr_2SeC . The lowering of the bonds strength (Zr-C and Zr-Se bond) for Zr_2SeC compared to Zr_2SC (Zr-C and Zr-S bond) is responsible for the lowering of elastic moduli and hardness for the same. The bond length of Zr-C (2.339 Å) in Zr_2SeC is higher than in Zr_2SC (2.326 Å), and Zr-Se (2.776 Å) in Zr_2SeC is higher than Zr-S in Zr_2SC (2.687 Å) and hence the bonds (Zr-C, Zr-S) of Zr_2SC are stronger than those of Zr_2SeC (Zr-C, Zr-Se). Thus, lower hardness parameters for Zr_2SeC compared to Zr_2SC is expected as reflected from the hardness parameters presented in Table 2. To be more confirmed, we have calculated the Vickers hardness (H_v) using the Gou *et al.*⁶⁸ formula that is based on the Mulliken bond population and geometrical averages of the bonds present within the crystal. The relevant formula can be found elsewhere.⁶⁹ The calculated values of H_v for Zr_2SeC and Zr_2SC are 2.52 and 4.33 GPa, respectively. Again, the Vickers hardness of Zr_2SeC is lower than that of Zr_2SC as expected. The obtained elastic moduli and hardness are in good agreement with the DOS and CDM results.

3.4 Mechanical anisotropy

For hexagonal crystal, the elastic anisotropy is related to microcracks and anisotropic plastic deformation, which plays a vital role in understanding the mechanical stability of the material under service. The mechanical anisotropy in MAX phases is normally due to unequal elastic constants, *i.e.* $C_{11} \neq C_{33}$, which indicates that the mechanical properties in all crystallographic planes are not identical.⁷⁰ Moreover, the knowledge of anisotropy offers the information necessary to enhance further the stability of solids for many applications.⁷¹ Therefore, it is necessary to study the anisotropic behavior of mechanical properties in Zr_2SeC . For this purpose, the 2D and 3D visualization of Young's modulus, compressibility, shear modulus, and Poisson's ratio of Zr_2SeC MAX phase is presented ESI [Fig. S1(a-d)†] in comparison with those of Zr_2SC [Fig. S2(a-d)†] by using the open-source software packages ELATE and AnisoVis.^{72,73} The extent of anisotropy is estimated by the variable value of elastic properties in all directions. The 2D projections and 3D plots are perfectly circular and spherical for

Table 3 The minimum and maximum values of Young's modulus, Y (GPa), linear compressibility, K (TPa⁻¹), shear modulus, G (GPa), and Poisson's ratio, ν and their anisotropic indices, A of Zr_2AC ($A = \text{Se}, \text{S}$)

Phases	Y_{min}	Y_{max}	A_Y	K_{min}	K_{max}	A_K	G_{min}	G_{max}	A_G	ν_{min}	ν_{max}	A_ν	Ref.
Zr_2SeC	208.93	277.50	1.32	1.913	2.288	1.19	81.071	127.59	1.57	0.078	0.343	4.394	This work
Zr_2SC	250.08	306.39	1.22	1.78	2.12	1.19	101.19	137.27	1.35	0.110	0.290	2.53	34



Table 4 The anisotropic factors, A_1 , A_2 , A_3 , B_a , B_c , k_c/k_a , and universal anisotropic index A^U of Zr_2AC ($A = \text{Se, S}$)

Phase	A_1	A_2	A_3	k_c/k_a	B_a	B_c	A^U
$Zr_2\text{SeC}$	0.73	1.57	1.14	0.84	383	904	0.218
$Zr_2\text{SC}$	0.73	1.34	0.98	0.85	412	955	0.113

isotropic materials, and variation from circular/spherical shape demonstrates the degree of anisotropy of the corresponding elastic property. The obtained results for $Zr_2\text{SeC}$ and $Zr_2\text{SC}$ are tabulated in Table 3. The unit value of the anisotropic index indicates the identical mechanical properties in all directions where the value higher or lower than 1 (one) measures the degree of anisotropy. Table 3 confirms the anisotropic nature of the mechanical properties and $Zr_2\text{SeC}$ is more anisotropic compared to $Zr_2\text{SC}$.

We have also investigated the different anisotropic factors for the $\{100\}$, $\{010\}$ and $\{001\}$ planes that are computed using the eqn (9)–(11), respectively and presented in Table 4:⁷⁴

$$A_1 = \frac{\frac{1}{6}(C_{11} + C_{12} + 2C_{33} - 4C_{13})}{C_{44}} \quad (9)$$

$$A_2 = \frac{2C_{44}}{C_{11} - C_{12}} \quad (10)$$

$$A_3 = A_1 \cdot A_2 = \frac{\frac{1}{3}(C_{11} + C_{12} + 2C_{33} - 4C_{13})}{C_{11} - C_{12}} \quad (11)$$

Since the values of A_i 's are not equal to 1 (one), thus $Zr_2\text{SeC}$ and $Zr_2\text{SC}$ are anisotropic because $A_i = 1$ implies the isotropic nature. The bulk modulus for a and c -direction are computed using the eqn (12) and (13), respectively:⁷⁵

$$B_a = a \frac{dP}{da} = \frac{A}{2 + \alpha} \quad (12)$$

$$B_c = c \frac{dP}{dc} = \frac{B_a}{\alpha} \quad (13)$$

where $A = 2(C_{11} + C_{12}) + 4C_{13}\alpha + C_{33}\alpha^2$ and $\alpha = \frac{(C_{11} + C_{12}) - 2C_{13}}{C_{33} - C_{13}}$. The unequal values of B_a and B_c [Table 4] indicates the anisotropic nature of Zr_2AC ($A = \text{Se, S}$). The linear compressibility (k) along the a and c -axis are calculated by the equation:⁷⁶

$$\frac{k_c}{k_a} = C_{11} + C_{12} - 2C_{13} / (C_{33} - C_{13}) \quad (14)$$

The obtained values of k_c/k_a are not equal to 1 ($k_c/k_a = 1$ for isotropic materials) and hence Zr_2AC ($A = \text{Se, S}$) are anisotropic. Another important anisotropic factor, the universal anisotropic index A^U is estimated by the following equation:⁷⁷

$$A^U = 5 \frac{G_V}{G_R} + \frac{B_V}{B_R} - 6 \geq 0 \quad (15)$$

where B and G are obtained by Voigt and Reuss models. Since, the values of A^U are greater than zero, indicating the anisotropic nature of Zr_2AC ($A = \text{Se, S}$).

3.5 Thermal properties

The thermodynamic properties of the material at high temperatures and pressures are of scientific and technical significance, which help to predict the material's applications at elevated temperatures and pressure. Here we have investigated the thermodynamic properties of the newly synthesized $Zr_2\text{SeC}$ MAX phase in comparison with $Zr_2\text{SC}$ over the wide temperature (from 0 to 1600 K) and pressure (from 0 to 50 GPa) by using the quasi-harmonic Debye approximation.^{78,79} To disclose the important thermodynamic properties, the thermal expansion coefficient (TEC), heat capacity at constant volume (C_V), entropy (S), and Grüneisen parameter (γ) have been investigated in this temperature and pressure range. The quasi-harmonic Debye model remains valid in this given range of temperature and pressure and has been successfully used to calculate the thermodynamic properties of MAX phases.^{80,81}

The temperature dependence of the thermal expansion coefficient (TEC) is displayed in Fig. 3. It is seen that the TEC increases rapidly with the increase in temperature up to 300 K. The increase in TEC of $Zr_2\text{SeC}$ and $Zr_2\text{SC}$ becomes less sensitive of temperature at the $T \geq$

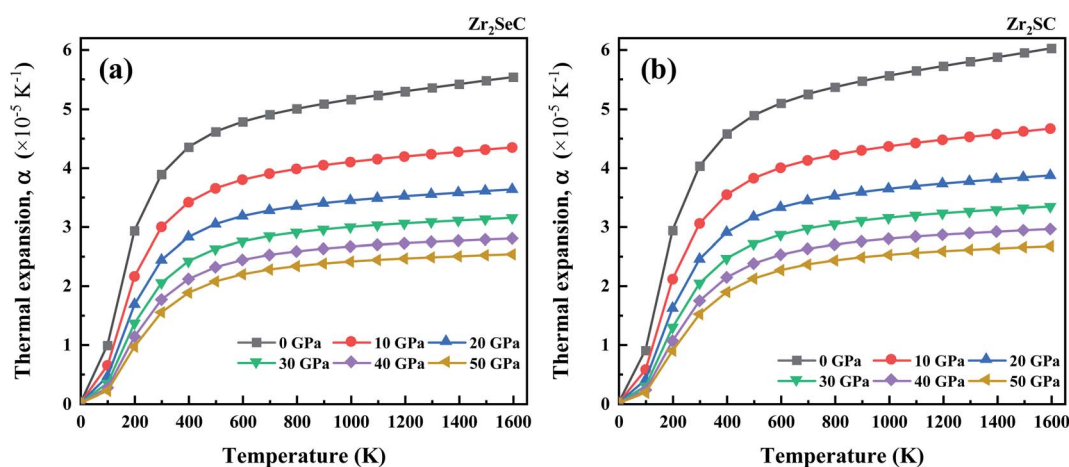


Fig. 3 The temperature effect on the thermal expansion coefficient of (a) $Zr_2\text{SeC}$ and (b) $Zr_2\text{SC}$ at different pressure.



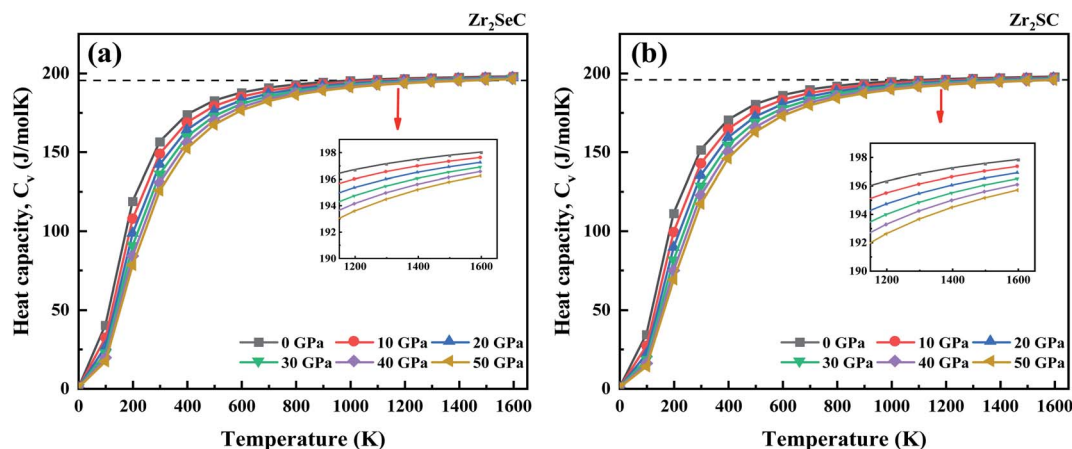


Fig. 4 The temperature on the heat capacity at constant volume, C_v of (a) Zr_2SeC and (b) Zr_2SC at different pressure.

Table 5 The calculated volume (V), Debye temperature (Θ_D), melting temperature (T_m), TEC (α), Grüneisen parameter (γ), minimum thermal conductivity (K_{min}), specific heat (C_v) and entropy (S) of Zr_2SeC together with those of M_2SC ($M = Zr, Hf, Nb$) MAX phases at temperature of 300 K and pressure of 0 Pa

Phases	V (\AA^3)	Θ_D (K)	T_m (K)	α ($\times 10^{-5} \text{ K}^{-1}$)	γ	K_{min} ($\text{W m}^{-1} \text{ K}^{-1}$)	C_v ($\text{J mol}^{-1} \text{ K}^{-1}$)	S ($\text{J mol}^{-1} \text{ K}^{-1}$)
Zr_2SeC	129.7	679	1571	3.88	3.11	1.3	156.5	126.5
Zr_2SC	126.3	727	1712 ^a	4.03	3.12	1.12 ^a	151.3	115.9
Hf_2SC	130.1	598	1778 ^a	3.59	3.11	0.85 ^a	164.8	146.7
Nb_2SC	113.7	821	1790 ^a	3.12	3.12	1.09 ^a	141.0	98.1

^a Ref. 34.

300 K. However, at the constant temperature, TEC decreases with the increase in pressure. The calculated value of TEC for Zr_2SeC ($3.88 \times 10^{-5} \text{ K}^{-1}$) < Zr_2SC ($4.03 \times 10^{-5} \text{ K}^{-1}$) at zero pressure and $T = 300 \text{ K}$.

The specific heat is significant to predict the density of states, band structure, and lattice vibrations. The effect of temperature on the specific heat at constant volume (C_v) for Zr_2SeC and Zr_2SC is given in Fig. 4. The heat capacity for both MAX phases satisfies the Debye T^3 power-law at the low temperatures, which is mainly due to an exponential increase in the number of exciting phonon modes. At high temperatures, the specific heat curves become converged to get the classical

Dulong-petit (DP) limit ($C_v = 3nN_A k_B$). The DP limit for Zr_2SeC and Zr_2SC is found to be at $\sim 197.12 \text{ J mol}^{-1} \text{ K}^{-1}$ and $\sim 196.80 \text{ J mol}^{-1} \text{ K}^{-1}$. The heat capacity decreases linearly with the increase in pressure. The calculated value of C_v for Zr_2SeC ($156.46 \text{ J mol}^{-1} \text{ K}^{-1}$) is greater than that of Zr_2SC ($151.32 \text{ J mol}^{-1} \text{ K}^{-1}$) at zero pressure, and $T = 300 \text{ K}$. It is also observed in Fig. 4 that the heat capacity of Zr_2SeC reached the DP limit at a lower temperature compared to Zr_2SC . The values of Θ_D (Table 5) and H_v of Zr_2SeC are smaller than those of Zr_2SC ; thus, it is expected to reach the DP limit at a lower temperature for Zr_2SeC than that of Zr_2SC . A similar result is also found for other solids.⁸²

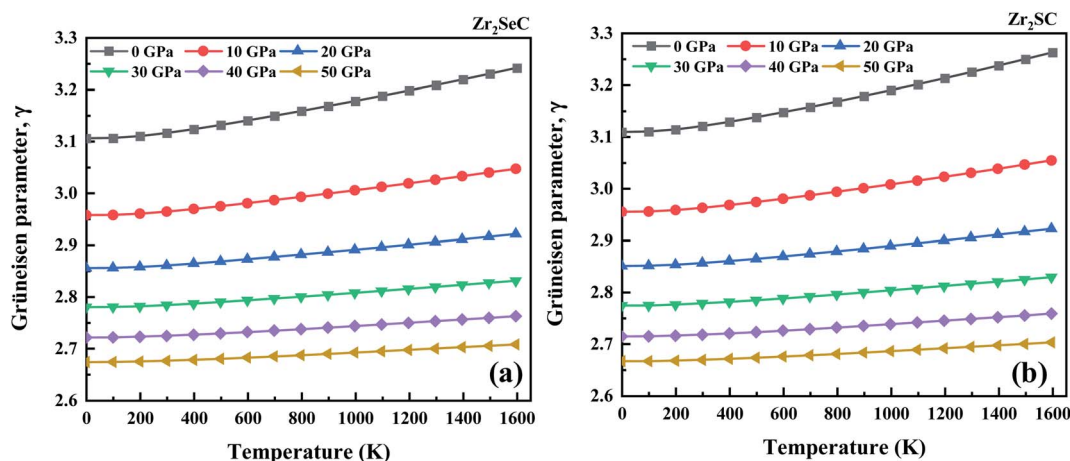


Fig. 5 The effect of temperature and pressure on the Grüneisen parameter of (a and c) Zr_2SeC and (b and d) Zr_2SC , respectively.

The Grüneisen parameter (γ) for Zr_2SeC and Zr_2SC as a function of temperature is depicted in Fig. 5. It is an important parameter that is used to calculate the thermal states and can also quantify the anharmonic effect. The Grüneisen parameter for Zr_2SeC and Zr_2SC increases with the increase in temperature and decreases with the increase in pressure. The effect of temperature on γ for Zr_2SeC and Zr_2SC at higher pressure is less significant. The trend of γ at 50 GPa is nearly constant with the increase in temperature. The calculated value of γ for Zr_2SeC (3.11) is smaller than that of Zr_2SC (3.12) at zero pressure and $T = 300$ K.

We have further calculated pressure and temperature dependence of volume (V), Gibbs free energy (G) Debye temperature (Θ_D) and entropy (S) of Zr_2SeC and the results are presented in ESI (see ESI Fig. S3–S6†). Moreover, we have also calculated the parameters discussed above for M_2SC ($\text{M} = \text{Zr}, \text{Hf}, \text{Nb}$) and the results are presented in ESI† (to save the journal space) together with those of Zr_2SeC (see Fig. S3–S9†).

Furthermore, we have also calculated three important parameters regarding the application at high temperatures, such as the Debye temperature (Θ_D), minimum thermal conductivity (K_{\min}) and melting temperature (T_m) at room temperature. The Θ_D is calculated using the quasi-harmonic Debye model. It is found that the Θ_D for Zr_2SeC (679 K) is smaller than that of Zr_2SC (727 K) which is good agreement with statement that Debye temperature is higher for harder solids and *vice versa*. The thermal conductivity of the materials which are used at high temperatures (*e.g.*, ceramics) reduces to the smallest value (K_{\min}) at high temperatures. The K_{\min} of Zr_2SeC is computed by the equation:⁸³

$$K_{\min} = k_B v_m \left(\frac{M}{n \rho N_A} \right)^{-2/3} \quad (16)$$

where k_B , v_m , N_A and ρ are Boltzmann constant, average phonon velocity, Avogadro's number and density of crystal, respectively. The obtained value of K_{\min} is $1.3 \text{ (W m}^{-1} \text{ K}^{-1})$ for Zr_2SeC which is comparable with those of M_2SC ($\text{M} = \text{Zr}, \text{Hf}, \text{Nb}$)³⁴ as well as other MAX phase materials.^{7,29,30} The thermal conductivity of Zr_2SeC ($18.30 \text{ W m}^{-1} \text{ K}^{-1}$) is also lower than that of Zr_2SC ($21.10 \text{ W m}^{-1} \text{ K}^{-1}$) as measured by Chen *et al.*⁴³ They have also measured the electronic contribution to the electrical conductivity, which is important for predicting high-temperature application. Accordingly, the electronic contribution to the thermal conductivity is 25% for Zr_2SeC and 19.3% for Zr_2SC ; thermal conductivity is dominated by phonon contribution. Thus, K_{\min} of Zr_2SeC and Zr_2SC is also dominated by phonon contribution and the low values of K_{\min} could be useful to predict its suitability as TBC material. Elastic constants can be used to calculate the melting temperature (T_m) of Zr_2SeC and Zr_2SC by using the expression:⁸⁴

$$T_m = 3C_{11} + 1.5C_{33} + 354 \quad (17)$$

It is found that the melting temperature of Zr_2SeC (1571 K) is lower than that of Zr_2SC (1712 K), Hf_2SC (1778 K) and Nb_2SC (1790 K),³⁴ and is comparable with the melting point of Zr_2GaC (1481 K), Hf_2GaC (1648 K), and Hf_3SnC_2 (1773 K).^{59,70} Recently, the research has been focused to prove the MAX phases as TBC

materials.^{47,85} The calculated values of the parameters related to the TBC applications for Zr_2SeC are: $\Theta_D \sim 679$ K, $\text{TEC} \sim 2.81 \times 10^{-6} \text{ K}^{-1}$, $K_{\min} \sim 1.3 \text{ W m}^{-1} \text{ K}^{-1}$, and $T_m \sim 1571$ K. The values for a promising TBC material, $\text{Y}_4\text{Al}_2\text{O}_9$ are: $\Theta_D \sim 564$ K, $\text{TEC} \sim 7.51 \times 10^{-6} \text{ K}^{-1}$, $K_{\min} \sim 1.13 \text{ W m}^{-1} \text{ K}^{-1}$, and $T_m \sim 2020$ K.^{86,87} A comparison of these values indicates that the Zr_2SeC MAX phase can be used as a TBC material for high-temperature applications. However, all the thermal properties characterizing parameters of Zr_2SeC calculated at ambient condition are presented in Table 5 together with those of M_2SC ($\text{M} = \text{Zr}, \text{Hf}, \text{Nb}$) for comparison.

3.6 Optical properties

The optical properties of the Zr_2SeC compound are calculated and presented in Fig. 6 for [100] and [001] polarization directions up to 25 eV incident phonon energy. These two polarization directions represent the related electric field which is in perpendicular and parallel directions to the *c*-axis of unit cell structure. As confirmed that the titled compound is metallic; thus, a correction (intra-band) is needed to the low energy region of the spectrum. This correction is done by setting up a plasma frequency of 3 eV and damping of 0.5 eV. Besides, Gaussian smearing of 0.5 eV was used with the intention that the *k*-points be more effective on the Fermi level. The optical constants of Zr_2SeC are compared with those of M_2SC ($\text{M} = \text{Zr}, \text{Hf}, \text{Nb}$) for [100] direction only.

Fig. 6 shows the (a) real and (b) imaginary part of the complex dielectric function of Zr_2SeC , which is very important and used to explain the material's response to the electric field.⁴⁷ As seen, the high negative static value of the real part and high positive static value of the imaginary part of the dielectric function indicates the metallic nature of Zr_2SeC ; is consistent with the band structure result. The $\epsilon_1(\omega)$ and $\epsilon_2(\omega)$ of Zr_2SeC are too much similar to those of M_2SC ($\text{M} = \text{Zr}, \text{Hf}, \text{Nb}$). Strong anisotropy is observed in the low energy part, which tends to be isotropic in the high-energy region. The peaks in the $\epsilon_2(\omega)$ are the results of electrons excitation, such as intra-band transitions (within M-d states) and inter-band transitions due to absorption of photon incident on it. The first two peaks for [001] direction of Zr_2SeC are due to electron transition within Zr-d states. The third peak for [001] and the only peak for [100] direction assumed to be due to the inter-band transition of electrons. Approaching of zero by $\epsilon_1(\omega)$ from below [at 14.91 and 15.25 eV for [100] and [001] directions, respectively] and $\epsilon_2(\omega)$ from above [at 19 eV for both directions] is another indication for the metallic nature of Zr_2SeC . The energy at which the $\epsilon_1(\omega)$ touches zero from below are 15.42, 16.5, 16.44 eV for M_2SC ($\text{M} = \text{Zr}, \text{Hf}, \text{Nb}$), respectively. Fig. 6(c) shows the refractive index $n(\omega)$ of Zr_2SeC . The value of static $n(0)$ is 19 and 6 for [100] and [001] directions, respectively. As the value of $n(\omega)$ is an indication for the light velocity propagating the materials, thus, lower value of $n(\omega)$ is good for optical devices such as waveguides. The value of $n(\omega)$ is 6 for [001] direction implies the use of Zr_2SeC in parallel to the field direction (parallel to the *c*-axis) is better than that of [100] direction (perpendicular to the *c*-axis). However, the velocity is reduced by the interaction with electrons during



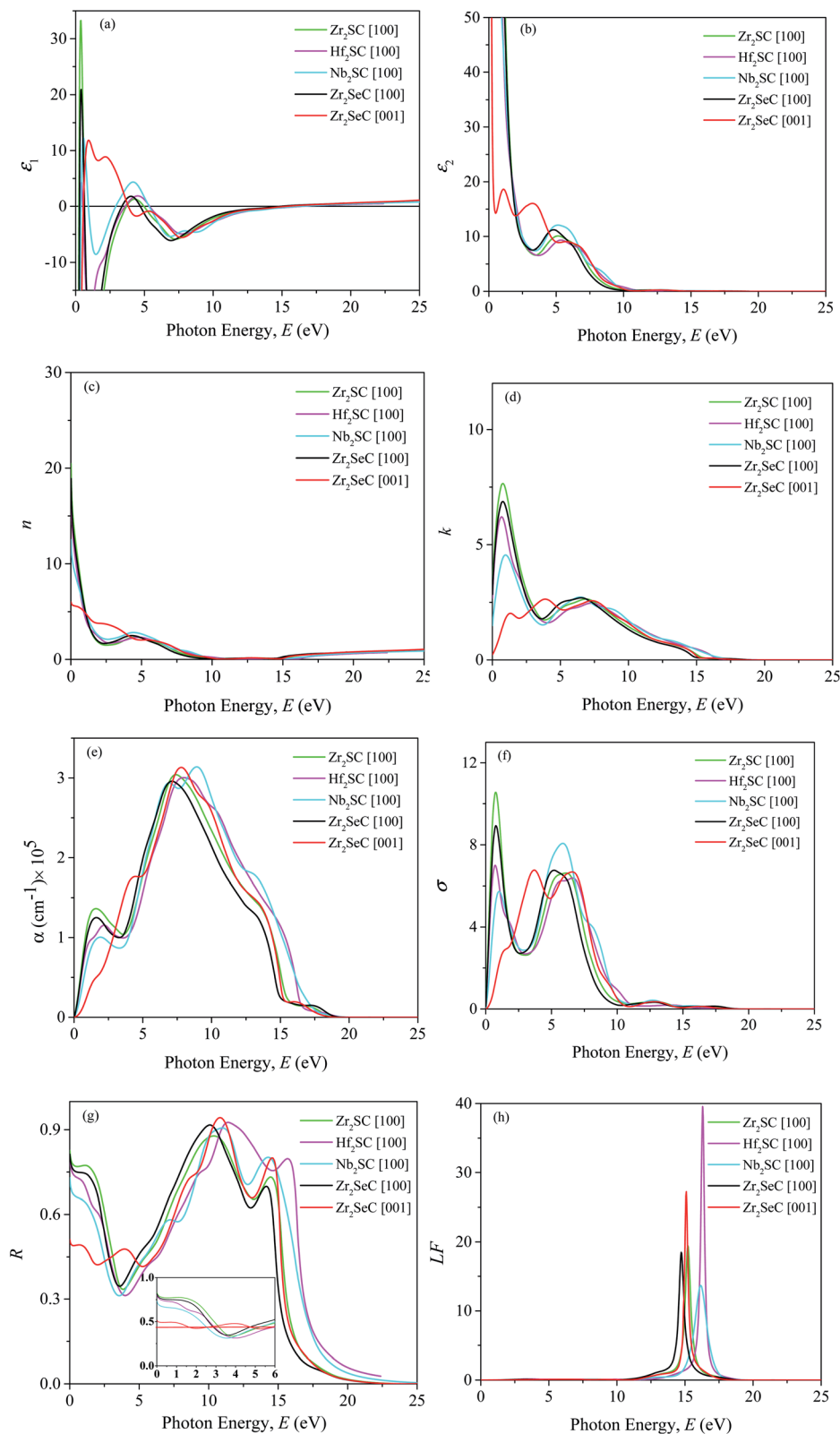


Fig. 6 (a) Real part ϵ_1 and (b) imaginary part ϵ_2 of dielectric function $\epsilon(\omega)$, (c) refractive index n , (d) extinction coefficient k , (e) absorption coefficient α , (f) photoconductivity σ , (g) reflectivity R , and (h) loss function LF of Zr_2SeC together with those of M_2SC ($M = Zr, Hf, Nb$) MAX phases as a function of photon energy.



propagation through the Zr_2SeC , as confirmed from values greater than the unit value. Fig. 6(d) shows the imaginary part of the refractive index, known as extinction coefficient, $k(\omega)$, also used to measure the absorption capability of solids. The spectra of $k(\omega)$ follow the trend of $\varepsilon_2(\omega)$ for each of the MAX phases presented here. The static value of $k(\omega)$ is 2.8 and 0.23 for [100] and [001] directions, respectively. The $k(\omega)$ decreases to zero at ~ 16 eV, indicating that the intrinsic oscillation frequency of Zr_2SeC is 16.0 eV. The higher value of $k(\omega)$ than $n(\omega)$ indicates the energy range wherein light cannot propagate, and Zr_2SeC exhibit the behavior belongs to the reflective metal.^{88,89}

Fig. 6(e) shows the absorption coefficient (α) of Zr_2SeC [100] and [001] for two polarization directions along with that of M_2SC ($\text{M} = \text{Zr}, \text{Hf}, \text{Nb}$) for [100] direction only. The metallic behavior of Zr_2SeC and M_2SC ($\text{M} = \text{Zr}, \text{Hf}, \text{Nb}$) is reflected from the starting of the spectra, started at zero photon energy owing to no existence of the bandgap. For [100] directions, α increases with the rise in photon energy, exhibits a peak in the range of 1.5–1.9 eV, and then decreases slightly 3.3 to 3.6 eV, finally reaches maximum values at 7 to 9 eV. The energy range wherein α attains a value of greater than 10^5 cm^{-1} is the zone of strong absorption. The strong absorption zone of Zr_2SeC is 3.5 to 14 eV and 2.8 to 14.4 eV for [100] and [001], respectively. The absorption coefficient of Zr_2SeC is similar to that of M_2SC ($\text{M} = \text{Zr}, \text{Hf}, \text{Nb}$) for [100] direction. The photoconductivity (σ) of Zr_2SeC is shown in Fig. 6(f), in which the curve is noted to be started in association with the photon incident, which implies the zero bandgap of the titled compound. The σ is found to be similar to that of $k(\omega)$ in peaks position as σ is the results of photon absorption that is exhibited by $k(\omega)$. Strong anisotropy is also observed in the low energy region that tends to be lowered in the high region.

Fig. 6(g) demonstrates the reflectivity (R) Zr_2SeC that is similar to that of M_2SC ($\text{M} = \text{Zr}, \text{Hf}, \text{Nb}$) for [100] direction. The static values of R are 0.81 and 0.5 for [100] and [001] directions, respectively. The inset of Fig. 6(g) shows the R up to 6 eV in which a horizontal redline is drawn at 0.44 (44%) of R to demonstrate the suitability for use as a cover material to diminish solar heating. It was suggested by Li *et al.*^{48,90} that the MAX phase with reflectivity greater than 44% is suitable for use cover materials for the same mentioned before. As seen, R decreases to lower than 0.44 at 1.7 and 2.8 eV for [001] and [100] directions, respectively. However, R of Zr_2SeC decreases to lower than 0.44 at slightly lower energy than that of M_2SC ($\text{M} = \text{Zr}, \text{Hf}$), but the lowest value (34%) is higher than that of M_2SC ($\text{M} = \text{Zr}, \text{Hf}, \text{Nb}$). R increases to a maximum of 0.91 at 10 eV, followed by another peak of 0.7 at 14.1 eV and finally declined sharply towards zero, and the titled compound becomes transparent for the incident light. The Zr_2SeC shows reflective behavior in the energy range of 7.5 to 14 eV in which the refractive index is very low, and the reflectivity is greater than 70%. A similar reflectivity is also shown by M_2SC ($\text{M} = \text{Zr}, \text{Hf}, \text{Nb}$) MAX phases. Fig. 6(h) shows the loss function of Zr_2SeC that demonstrates how fast electrons losing their energy when traversing the Zr_2SeC compound. A peak corresponding to the plasma frequency (ω_p) is observed at the energy where $\varepsilon_1(\omega)$ and $\varepsilon_2(\omega)$ approaches zero from below and above respectively, and reflectivity shows trailing edges. The ω_p of Zr_2SeC are 14.7 and 15.1 eV for [001] and [100] directions, respectively. The ω_p of M_2SC ($\text{M} = \text{Zr}, \text{Hf}, \text{Nb}$) MAX phases are

slightly higher than that of Zr_2SeC for [100] direction. This plasma frequency defined a critical value at which the material changes its behavior from metallic to transparent dielectric.

4. Conclusions

A comparative study of the structural, electronic, mechanical, thermal, and optical properties of synthesized MAX phase Zr_2SeC with prior known MAX phase Zr_2SC has been performed by density functional theory for the first time. The obtained lattice constants, volume, and atomic positions are noticed to be agreed with experimental and theoretical results. The metallic behavior has been confirmed from the band structure and density of states (DOS). The less energy dispersion along the c -direction confirmed the anisotropic behavior of electrical conductivity, and partial DOS revealed the dominant role of Zr-d states to the electrical conductivity. Shifting of the peak in the DOS owing to the replacement of Se by S and difference in charge density mapping (CDM) revealed that the strength of bonds present in Zr_2SeC is lower than the bonds in Zr_2SC . The mechanical stability of the synthesized phase is further confirmed by the stiffness constants. The stiffness constants, elastic moduli, and hardness parameters of Zr_2SeC are found lower than those of Zr_2SC . The lowering of the parameters is explained based on the bond populations, and bond lengths present within them in an association with the DOS and CDM results. Both the directional projections of the elastic moduli and anisotropy indices confirm the anisotropic behavior of Zr_2SeC and Zr_2SC ; Zr_2SeC is more anisotropic than Zr_2SC . The temperature and pressure-dependent properties exhibit the expected variation for the same. The value of Θ_D , K_{\min} , T_m , and TEC of Zr_2SeC are lower than those of Zr_2SC , C_v of Zr_2SeC reach classical DP limit at a lower temperature than that of Zr_2SC ; is consistent with the parameters used to characterize mechanical properties. A comparison of the values of Θ_D , K_{\min} , T_m , and TEC for Zr_2SeC with those of a promising TBC material ($\text{Y}_4\text{Al}_2\text{O}_9$)⁸⁷ reveals its possibility to be used as TBC material. The real and imaginary parts of the dielectric constant and the absorption and photoconductivity curves agree with the band structure results and confirm the metallic nature of Zr_2SeC . The possible relevance of Zr_2SeC for use as shielding material to diminish solar heating has been confirmed from the analysis of the studied optical properties. Like electrical conductivity and mechanical properties, the optical properties of Zr_2SeC also exhibit anisotropic behavior.

Data availability

The data sets generated and/or analyzed in this study are available from the corresponding author on reasonable request.

Author contributions

M. A. A. designed and supervised the project, performed the calculation and analysis of a part of the results, and wrote a part of the draft manuscript. M. W. Q. performed the calculation and analysis of a part of the results and wrote a part of the draft manuscript. Both authors finalized the draft of the manuscript.



Conflicts of interest

There are no conflicts to declare.

References

- 1 M. Sokol, V. Natsu, S. Kota and M. W. Barsoum, On the Chemical Diversity of the MAX Phases, *Trends Chem.*, 2019, **1**, 210–223, DOI: 10.1016/j.trechm.2019.02.016.
- 2 M. W. Barsoum, *MAX phases: Properties of machinable ternary carbides and nitrides*, Wiley-VCH Verlag GmbH & Co. KGaA, Weinheim, Germany, 2013. DOI: 10.1002/9783527654581.
- 3 M. R. Khatun, M. A. Ali, F. Parvin and A. K. M. A. Islam, Elastic, thermodynamic and optical behavior of V_2AC ($A = Al, Ga$) MAX phases, *Results Phys.*, 2017, **7**, 3634–3639, DOI: 10.1016/j.rinp.2017.09.043.
- 4 M. A. Ali, M. T. Nasir, M. R. Khatun, A. K. M. A. Islam and S. H. Naqib, An *ab initio* investigation of vibrational, thermodynamic, and optical properties of Sc_2AlC MAX compound, *Chin. Phys. B*, 2016, **25**, 103102, DOI: 10.1088/1674-1056/25/10/103102.
- 5 M. W. Barsoum and T. El-Raghy, Synthesis and Characterization of a Remarkable Ceramic: Ti_3SiC_2 , *J. Am. Ceram. Soc.*, 1996, **79**, 1953–1956, DOI: 10.1111/j.1151-2916.1996.tb08018.x.
- 6 G. Surucu, Investigation of structural, electronic, anisotropic elastic, and lattice dynamical properties of MAX phases borides: An *Ab-initio* study on hypothetical M_2AB ($M = Ti, Zr, Hf; A = Al, Ga, In$) compounds, *Mater. Chem. Phys.*, 2018, **203**, 106–117, DOI: 10.1016/j.matchemphys.2017.09.050.
- 7 M. A. Ali, M. M. Hossain, M. A. Hossain, M. T. Nasir, M. M. Uddin, M. Z. Hasan, A. K. M. A. Islam and S. H. Naqib, Recently synthesized $(Zr_{1-x}Ti_x)_2AlC$ ($0 \leq x \leq 1$) solid solutions: Theoretical study of the effects of M mixing on physical properties, *J. Alloys Compd.*, 2018, **743**, 146–154, DOI: 10.1016/j.jallcom.2018.01.396.
- 8 M. A. Ali, M. M. Hossain, N. Jahan, A. K. M. A. Islam and S. H. Naqib, Newly synthesized Zr_2AlC , $Zr_2(Al_{0.58}Bi_{0.42})C$, $Zr_2(Al_{0.2}Sn_{0.8})C$, and $Zr_2(Al_{0.3}Sb_{0.7})C$ MAX phases: A DFT based first-principles study, *Comput. Mater. Sci.*, 2017, **131**, 139–145, DOI: 10.1016/j.commatsci.2017.01.048.
- 9 I. R. Shein and A. L. Ivanovskii, Elastic properties of superconducting MAX phases from first-principles calculations, *Phys. Status Solidi*, 2011, **248**, 228–232, DOI: 10.1002/pssb.201046163.
- 10 Y. Bai, N. Srikanth, C. K. Chua and K. Zhou, Density Functional Theory Study of $M_{n+1}AX_n$ Phases: A Review Density Functional Theory Study of $M_{n+1}AX_n$ Phases: A Review, *Crit. Rev. Solid State Mater. Sci.*, 2017, 1–52, DOI: 10.1080/10408436.2017.1370577.
- 11 M. Barsoum and T. El-Raghy, The MAX Phases: Unique New Carbide and Nitride Materials, *Am. Sci.*, 2001, **89**, 334, DOI: 10.1511/2001.4.334.
- 12 B. Tunca, T. Lapauw, O. M. Karakulina, M. Batuk, T. Cabioch, J. Hadermann, R. Delville, K. Lambrinou and J. Vleugels, Synthesis of MAX Phases in the Zr-Ti-Al-C System, *Inorg. Chem.*, 2017, **56**, 3489–3498, DOI: 10.1021/acs.inorgchem.6b03057.
- 13 T. Lapauw, B. Tunca, D. Potashnikov, A. Pesach, O. Ozeri, J. Vleugels and K. Lambrinou, The double solid solution $(Zr,Nb)_2(Al, Sn)C$ MAX phase: a steric stability approach, *Sci. Rep.*, 2018, **8**, 12801, DOI: 10.1038/s41598-018-31271-2.
- 14 B. Tunca, T. Lapauw, R. Delville, D. R. Neuville, L. Hennet, D. Thiaudière, T. Ouisse, J. Hadermann, J. Vleugels and K. Lambrinou, Synthesis and Characterization of Double Solid Solution $(Zr,Ti)_2(Al,Sn)C$ MAX Phase Ceramics, *Inorg. Chem.*, 2019, **58**, 6669–6683, DOI: 10.1021/acs.inorgchem.9b00065.
- 15 M. Griseri, B. Tunca, S. Huang, M. Dahlqvist, J. Rosén, J. Lu, P. O. Å. Persson, L. Popescu, J. Vleugels and K. Lambrinou, Ta-based 413 and 211 MAX phase solid solutions with Hf and Nb, *J. Eur. Ceram. Soc.*, 2020, **40**, 1829–1838, DOI: 10.1016/j.jeurceramsoc.2019.12.052.
- 16 M. A. Ali, Newly Synthesized Ta based MAX phase $(Ta_{1-x}Hf_x)_4AlC_3$ and $(Ta_{1-x}Hf_x)_4Al_{0.5}Sn_{0.5}C_3$ ($0 \leq x \leq 0.25$) Solid Solutions: Unravelling the Mechanical, Electronic and Thermodynamic Properties, *Phys. Status Solidi B*, 2021, **258**(4), 2000307, DOI: 10.1002/pssb.202000307.
- 17 E. Z. Solvas, S. G. Christopoulos, N. Ni, D. C. Par, D. Horlait, M. E. Fitzpatrick, A. Chronos and W. E. Lee, Experimental synthesis and density functional theory investigation of radiation tolerance of $Zr_3(Al_{1-x}Si_x)C_2$ MAX phases, *J. Am. Ceram. Soc.*, 2017, **100**, 1377–1387, DOI: 10.1111/jace.14742.
- 18 R. Pan, J. Zhu and Y. Liu, Synthesis, microstructure and properties of $(Ti_{1-x}Mo_x)_2AlC$ phases, *Mater. Sci. Technol.*, 2018, **34**, 1064–1069, DOI: 10.1080/02670836.2017.1419614.
- 19 C. Zuo and C. Zhong, Screen the elastic and thermodynamic properties of MAX solid solution using DFT procedure: Case study on $(Ti_{1-x}V_x)_2AlC$, *Mater. Chem. Phys.*, 2020, 123059, DOI: 10.1016/j.matchemphys.2020.123059.
- 20 M. A. Ali and S. H. Naqib, Recently synthesized $(Ti_{1-x}Mo_x)_2AlC$ ($0 \leq x \leq 0.20$) solid solutions: deciphering the structural, electronic, mechanical and thermodynamic properties *via ab initio* simulations, *RSC Adv.*, 2020, **10**, 31535–31546, DOI: 10.1039/D0RA06435A.
- 21 M. A. Ali, M. R. Khatun, N. Jahan and M. M. Hossain, Comparative study of Mo_2Ga_2C with superconducting MAX phase Mo_2GaC : First-principles calculations, *Chin. Phys. B*, 2017, **26**, 033102, DOI: 10.1088/1674-1056/26/3/033102.
- 22 C. Hu, C.-C. Lai, Q. Tao, J. Lu, J. Halim, L. Sun, J. Zhang, J. Yang, B. Anasori, J. Wang, Y. Sakka, L. Hultman, P. Eklund, J. Rosen and M. W. Barsoum, Mo_2Ga_2C : a new ternary nanolaminated carbide, *Chem. Commun.*, 2015, **51**, 6560–6563, DOI: 10.1039/C5CC00980D.
- 23 H. He, S. Jin, G. Fan, L. Wang, Q. Hu and A. Zhou, Synthesis mechanisms and thermal stability of ternary carbide Mo_2Ga_2C , *Ceram. Int.*, 2018, **44**, 22289–22296, DOI: 10.1016/j.ceramint.2018.08.353.
- 24 H. Chen, D. Yang, Q. Zhang, S. Jin, L. Guo, J. Deng, X. Li and X. Chen, A Series of MAX Phases with MA-Triangular-Prism Bilayers and Elastic Properties, *Angew. Chem., Int. Ed.*, 2019, **58**, 4576–4580, DOI: 10.1002/anie.201814128.



- 25 Q. Tao, J. Lu, M. Dahlqvist, A. Mockute, S. Calder, A. Petruhins, R. Meshkian, O. Rivin, D. Potashnikov, E. N. Caspi, H. Shaked, A. Hoser, C. Opagiste, R.-M. Galera, R. Salikho, U. Wiedwald, C. Ritter, A. R. Wildes, B. Johansson, L. Hultman, M. Farle, M. W. Barsoum and J. Rosen, Atomically Layered and Ordered Rare-Earth η -MAX Phases: A New Class of Magnetic Quaternary Compounds, *Chem. Mater.*, 2019, **31**, 2476–2485, DOI: 10.1021/acs.chemmater.8b05298.
- 26 L. Chen, M. Dahlqvist, T. Lapauw, B. Tunca, F. Wang, J. Lu, R. Meshkian, K. Lambrinou, B. Blanpain, J. Vleugels and J. Rosen, Theoretical Prediction and Synthesis of $(\text{Cr}_{2/3}\text{Zr}_{1/3})_2\text{AlC}$ η -MAX Phase, *Inorg. Chem.*, 2018, **57**, 6237–6244, DOI: 10.1021/acs.inorgchem.8b00021.
- 27 N. Miao, J. Wang, Y. Gong, J. Wu, H. Niu, S. Wang, K. Li, A. R. Oganov, T. Tada and H. Hosono, Computational Prediction of Boron-Based MAX Phases and MXene Derivatives, *Chem. Mater.*, 2020, **32**, 6947–6957, DOI: 10.1021/acs.chemmater.0c02139.
- 28 J. Wang, T. N. Ye, Y. Gong, J. Wu, N. Miao, T. Tada and H. Hosono, Discovery of hexagonal ternary phase Ti_2InB_2 and its evolution to layered boride TiB , *Nat. Commun.*, 2019, **10**, 1–8, DOI: 10.1038/s41467-019-10297-8.
- 29 M. A. Ali, M. M. Hossain, M. M. Uddin, A. K. M. A. Islam, D. Jana and S. H. Naqib, DFT insights into new B-containing 212 MAX phases: Hf_2AB_2 ($A = \text{In}, \text{Sn}$), *J. Alloys Compd.*, 2021, **860**, 158408, DOI: 10.1016/j.jallcom.2020.158408.
- 30 M. A. Ali, M. M. Hossain, A. K. M. A. Islam and S. H. Naqib, Ternary boride Hf_3PB_4 : Insights into the physical properties of the hardest possible boride MAX phase, *J. Alloys Compd.*, 2021, **857**, 158264, DOI: 10.1016/j.jallcom.2020.158264.
- 31 P. Chakraborty, A. Chakrabarty, A. Dutta and T. Saha-Dasgupta, Soft MAX phases with boron substitution: A computational prediction, *Phys. Rev. Mater.*, 2018, **2**, 103605, DOI: 10.1103/PhysRevMaterials.2.103605.
- 32 T. Rackl, L. Eisenburger, R. Niklaus and D. Johrendt, Syntheses and physical properties of the MAX phase boride Nb_2SB and the solid solutions $\text{Nb}_2\text{SB}_x\text{C}_{1-x}$ ($x=0-1$), *Phys. Rev. Mater.*, 2019, **3**, 054001, DOI: 10.1103/PhysRevMaterials.3.054001.
- 33 T. Rackl and D. Johrendt, The MAX phase borides Zr_2SB and Hf_2SB , *Solid State Sci.*, 2020, **106**, 106316, DOI: 10.1016/j.solidstatesciences.2020.106316.
- 34 M. A. Ali, M. M. Hossain, M. M. Uddin, M. A. Hossain, A. K. M. A. Islam and S. H. Naqib, Physical properties of new MAX phase borides M_2SB ($M = \text{Zr}, \text{Hf}$ and Nb) in comparison with conventional MAX phase carbides M_2SC ($M = \text{Zr}, \text{Hf}$ and Nb): Comprehensive insights, *J. Mater. Res. Technol.*, 2021, **11**, 1000–1018, DOI: 10.1016/j.jmrt.2021.01.068.
- 35 M. Khazaei, M. Arai, T. Sasaki, M. Estili and Y. Sakka, Trends in electronic structures and structural properties of MAX phases: a first-principles study on M_2AlC ($M = \text{Sc}, \text{Ti}, \text{Cr}, \text{Zr}, \text{Nb}, \text{Mo}, \text{Hf}$, or Ta), M_2AlN , and hypothetical M_2AlB phases, *J. Phys.: Condens. Matter*, 2014, **26**, 505503, DOI: 10.1088/0953-8984/26/50/505503.
- 36 G. Surucu, B. Yildiz, A. Erkisi, X. Wang and O. Surucu, The investigation of electronic, anisotropic elastic and lattice dynamical properties of MAB phase nanolaminated ternary borides: M_2AlB_2 ($M = \text{Mn}, \text{Fe}$ and Co) under spin effects, *J. Alloys Compd.*, 2020, **838**, 155436, DOI: 10.1016/j.jallcom.2020.155436.
- 37 A. Gencer and G. Surucu, Electronic and lattice dynamical properties of Ti_2SiB MAX phase, *Mater. Res. Express.*, 2018, **5**, 076303, DOI: 10.1088/2053-1591/aace7f.
- 38 M. Naguib, M. Kurtoglu, V. Presser, J. Lu, J. Niu, M. Heon, L. Hultman, Y. Gogotsi and M. W. Barsoum, Two-Dimensional Nanocrystals: Two-Dimensional Nanocrystals Produced by Exfoliation of Ti_3AlC_2 , *Adv. Mater.*, 2011, **23**, 4248–4253, DOI: 10.1002/adma.201190147.
- 39 R. Meshkian, L. Å. Näslund, J. Halim, J. Lu, M. W. Barsoum and J. Rosen, Synthesis of two-dimensional molybdenum carbide, Mo_2C , from the gallium based atomic laminate $\text{Mo}_2\text{Ga}_2\text{C}$, *Scr. Mater.*, 2015, **108**, 147–150, DOI: 10.1016/j.scriptamat.2015.07.003.
- 40 S. Amini, M. W. Barsoum and T. El-Raghy, Synthesis and mechanical properties of fully dense Ti_2SC , *J. Am. Ceram. Soc.*, 2007, **90**(12), 3953–3958, DOI: 10.1111/j.1551-2916.2007.01999.x.
- 41 A. Bouhemadou and R. Khenata, Structural, electronic and elastic properties of M_2SC ($M = \text{Ti}, \text{Zr}, \text{Hf}$) compounds, *Phys. Lett. A.*, 2008, **372**, 6448–6452, DOI: 10.1016/j.physleta.2008.08.066.
- 42 M. F. Cover, O. Warschkow, M. M. M. Bilek and D. R. McKenzie, A comprehensive survey of M_2AX phase elastic properties, *J. Phys.: Condens. Matter*, 2009, **21**, 305403, DOI: 10.1088/0953-8984/21/30/305403.
- 43 K. Chen, X. Bai, X. Mu, P. Yan, N. Qiu, Y. Li, J. Zhou, Y. Song, Y. Zhang, S. Du, Z. Chai and Q. Huang, *MAX Phase Zr_2SeC and Its Thermal Conduction Behavior*, 2021, <http://arxiv.org/abs/2102.02560>.
- 44 W.-K. Pang and I. M. Low, Understanding and improving the thermal stability of layered ternary carbides and nitrides, *Adv. Ceram. Matrix Compos.*, Elsevier, 2018, pp. 429–460, DOI: 10.1016/B978-0-08-102166-8.00018-9.
- 45 Y. Fu, B. Wang, Y. Teng, X. Zhu, X. Feng, M. Yan, P. Korzhavii and W. Sun, The role of group III, IV elements in Nb_4AC_3 MAX phases ($A = \text{Al}, \text{Si}, \text{Ga}, \text{Ge}$) and the unusual anisotropic behavior of the electronic and optical properties, *Phys. Chem. Chem. Phys.*, 2017, **19**, 15471–15483, DOI: 10.1039/C7CP01375B.
- 46 M. M. Ali, M. A. Hadi, I. Ahmed, A. F. M. Y. Haider and A. K. M. Islam, Physical properties of a novel boron-based ternary compound Ti_2InB_2 , *Mater. Today Commun.*, 2020, **25**, 101600, DOI: 10.1016/j.mtcomm.2020.101600.
- 47 M. A. Hadi, M. Dahlqvist, S.-R. G. Christopoulos, S. H. Naqib, A. Chronos and A. K. M. A. Islam, Chemically stable new MAX phase V_2SnC : a damage and radiation tolerant TBC material, *RSC Adv.*, 2020, **10**, 43783–43798, DOI: 10.1039/D0RA07730E.
- 48 S. Li, R. Ahuja, M. W. Barsoum, P. Jena and B. Johansson, Optical properties of Ti_3SiC_2 and Ti_4AlN_3 , *Appl. Phys. Lett.*, 2008, **92**, 221907, DOI: 10.1063/1.2938862.



- 49 M. D. Segall, P. J. D. Lindan, M. J. Probert, C. J. Pickard, P. J. Hasnip, S. J. Clark and M. C. Payne, First-principles simulation: ideas, illustrations and the CASTEP code, *J. Phys.: Condens. Matter*, 2002, **14**, 2717–2744, DOI: 10.1088/0953-8984/14/11/301.
- 50 S. J. Clark, M. D. Segall, C. J. Pickard, P. J. Hasnip, M. I. J. Probert, K. Refson and M. C. Payne, First principles methods using CASTEP, *Z. Kristallogr.-Cryst. Mater.*, 2005, **220**, 567–570, DOI: 10.1524/zkri.220.5.567.65075.
- 51 J. P. Perdew, K. Burke and M. Ernzerhof, Generalized Gradient Approximation Made Simple, *Phys. Rev. Lett.*, 1996, **77**, 3865–3868, DOI: 10.1103/PhysRevLett.77.3865.
- 52 H. J. Monkhorst and J. D. Pack, Special points for Brillouin-zone integrations, *Phys. Rev. B: Condens. Matter Mater. Phys.*, 1976, **13**, 5188–5192, DOI: 10.1103/PhysRevB.13.5188.
- 53 T. H. Fischer and J. Almlof, General methods for geometry and wave function optimization, *J. Phys. Chem.*, 1992, **96**, 9768–9774, DOI: 10.1021/j100203a036.
- 54 R. John and B. Merlin, Optical properties of graphene, silicene, germanene, and stanene from IR to far UV – A first principles study, *J. Phys. Chem. Solids.*, 2017, **110**, 307–315, DOI: 10.1016/j.jpcs.2017.06.026.
- 55 Y. Zhou and Z. Sun, Electronic structure and bonding properties of layered machinable and ceramics, *Phys. Rev. B: Condens. Matter Mater. Phys.*, 2000, **61**, 12570–12573, DOI: 10.1103/PhysRevB.61.12570.
- 56 J. Wang and Y. Zhou, Dependence of elastic stiffness on electronic band structure of nanolaminate M_2AlC ($M = Ti, V, Nb$, and Cr) ceramics, *Phys. Rev. B: Condens. Matter Mater. Phys.*, 2004, **69**, 214111, DOI: 10.1103/PhysRevB.69.214111.
- 57 Y. X. Wang, Z. X. Yan, W. Liu and G. L. Zhou, Structure stability, mechanical properties and thermal conductivity of the new hexagonal ternary phase Ti_2InB_2 under pressure, *Philos. Mag.*, 2020, **100**, 2054–2067, DOI: 10.1080/14786435.2020.1754485.
- 58 Y. Medkour, A. Bouhemadou and A. Roumili, Structural and electronic properties of M_2InC ($M = Ti, Zr$, and Hf), *Solid State Commun.*, 2008, **148**, 459–463, DOI: 10.1016/j.ssc.2008.09.006.
- 59 M. W. Qureshi, X. Ma, G. Tang and R. Paudel, Ab initio predictions of structure and physical properties of the Zr_2GaC and Hf_2GaC MAX- phases under pressure, *Sci. Rep.*, 2021, **11**, 1–23, DOI: 10.1038/s41598-021-82402-1.
- 60 M. Born, On the stability of crystal lattices. I, *Math. Proc. Cambridge Philos. Soc.*, 1940, **36**, 160–172, DOI: 10.1017/S0305004100017138.
- 61 F. Mouhat and F.-X. Coudert, Necessary and sufficient elastic stability conditions in various crystal systems, *Phys. Rev. B: Condens. Matter Mater. Phys.*, 2014, **90**, 224104, DOI: 10.1103/PhysRevB.90.224104.
- 62 S. Jhi, J. Ihm and S. G. Louie, Electronic mechanism of hardness enhancement in transition-metal carbonitrides, *Nature*, 1999, **399**, 132–134.
- 63 R. Hill, The Elastic Behaviour of a Crystalline Aggregate, *Proc. Phys. Soc., London, Sect. A*, 1952, **65**, 349–354, DOI: 10.1088/0370-1298/65/5/307.
- 64 W. Voigt, *Lehrbuch der Kristallphysik*, Vieweg+Teubner Verlag, Wiesbaden, 1966. DOI: 10.1007/978-3-663-15884-4.
- 65 A. Reuss, Berechnung der Fließgrenze von Mischkristallen auf Grund der Plastizitätsbedingung für Einkristalle, *Z. Angew. Math. Mech.*, 1929, **9**, 49–58, DOI: 10.1002/zamm.19290090104.
- 66 X.-Q. Chen, H. Niu, D. Li and Y. Li, Modeling hardness of polycrystalline materials and bulk metallic glasses, *Intermetallics*, 2011, **19**, 1275–1281, DOI: 10.1016/j.intermet.2011.03.026.
- 67 A. Bouhemadou, First-principles study of structural, electronic and elastic properties of Nb_4AlC_3 , *Brazilian J. Phys.*, 2010, **40**, 52–57, DOI: 10.1590/S0103-97332010000100009.
- 68 X. Guo, L. Li, Z. Liu, D. Yu, J. He, R. Liu, B. Xu, Y. Tian and H. T. Wang, Hardness of covalent compounds: Roles of metallic component and d valence electrons, *J. Appl. Phys.*, 2008, **104**, 023503, DOI: 10.1063/1.2956594.
- 69 M. A. Ali, M. A. Hadi, M. M. Hossain, S. H. Naqib and A. K. M. A. Islam, Theoretical investigation of structural, elastic, and electronic properties of ternary boride $MoAlB$, *Phys. Status Solidi*, 2017, **254**, 1700010, DOI: 10.1002/pssb.201700010.
- 70 M. A. Hadi, S. R. G. Christopoulos, S. H. Naqib, A. Chroneos, M. E. Fitzpatrick and A. K. M. A. Islam, Physical properties and defect processes of M_3SnC_2 ($M = Ti, Zr, Hf$) MAX phases: Effect of M-elements, *J. Alloys Compd.*, 2018, **748**, 804–813, DOI: 10.1016/j.jallcom.2018.03.182.
- 71 J. Chang, G.-P. Zhao, X.-L. Zhou, K. Liu and L.-Y. Lu, Structure and mechanical properties of tantalum mononitride under high pressure: A first-principles study, *J. Appl. Phys.*, 2012, **112**, 083519, DOI: 10.1063/1.4759279.
- 72 D. Healy, *AnisoVis*, GitHub, 2021.
- 73 R. Gaillac, P. Pullumbi and F.-X. Coudert, ELATE: an open-source online application for analysis and visualization of elastic tensors, *J. Phys.: Condens. Matter*, 2016, **28**, 275201, DOI: 10.1088/0953-8984/28/27/275201.
- 74 H. M. Ledbetter, Elastic properties of zinc: A compilation and a review, *J. Phys. Chem. Ref. Data*, 1977, **6**, 1181–1203, DOI: 10.1063/1.555564.
- 75 A. K. M. A. Islam, A. S. Sikder and F. N. Islam, NbB_2 : a density functional study, *Phys. Lett. A*, 2006, **350**, 288–292, DOI: 10.1016/j.physleta.2005.09.085.
- 76 J. Wang, Y. Zhou, T. Liao and Z. Lin, First-principles prediction of low shear-strain resistance of Al_3BC_3 : A metal borocarbide containing short linear BC_2 units, *Appl. Phys. Lett.*, 2006, **89**, 021917, DOI: 10.1063/1.2220549.
- 77 S. I. Ranganathan and M. Ostoja-Starzewski, Universal Elastic Anisotropy Index, *Phys. Rev. Lett.*, 2008, **101**, 055504, DOI: 10.1103/PhysRevLett.101.055504.
- 78 A. Otero-De-La-Roza, D. Abbasi-Pérez and V. Luaña, Gibbs2: A new version of the quasi harmonic model code. II. Models for solid-state thermodynamics, features and implementation, *Comput. Phys. Commun.*, 2011, **182**, 2232–2248, DOI: 10.1016/j.cpc.2011.05.009.
- 79 M. A. Blanco, E. Francisco and V. Luaña, GIBBS: Isothermal-isobaric thermodynamics of solids from energy curves using



- a quasi-harmonic Debye model, *Comput. Phys. Commun.*, 2004, **158**, 57–72, DOI: 10.1016/j.comphy.2003.12.001.
- 80 Y. Zhao, S. Deng, H. Liu, J. Zhang, Z. Guo and H. Hou, First-principle investigation of pressure and temperature influence on structural, mechanical and thermodynamic properties of Ti_3AC_2 (A = Al and Si), *Comput. Mater. Sci.*, 2018, **154**, 365–370, DOI: 10.1016/j.commatsci.2018.07.007.
- 81 M. W. Qureshi, X. Ma, G. Tang and R. Paudel, Structural stability, electronic, mechanical, phonon, and thermodynamic properties of the M_2GaC (M = Zr, Hf) max phase: An *ab initio* calculation, *Materials*, 2020, **13**, 1–18, DOI: 10.3390/ma13225148.
- 82 F. Sultana, M. M. Uddin, M. A. Ali, M. M. Hossain, S. H. Naqib and A. K. M. A. Islam, First principles study of M_2InC (M = Zr, Hf and Ta) MAX phases: The effect of M atomic species, *Results Phys.*, 2018, **11**, 869–876, DOI: 10.1016/j.rinp.2018.10.044.
- 83 G. A. Slack, The Thermal Conductivity of Nonmetallic Crystals, *Solid State Phys.*, 1979, **34**, 1–71, DOI: 10.1016/S0081-1947(08)60359-8.
- 84 M. E. Fine, L. D. Brown and H. L. Marcus, Elastic constants *versus* melting temperature in metals, *Scr. Metall.*, 1984, **18**, 951–956, DOI: 10.1016/0036-9748(84)90267-9.
- 85 M. A. Hadi, N. Kelaidis, S. H. Naqib, A. Chroneos and A. K. M. A. Islam, Mechanical behaviors, lattice thermal conductivity and vibrational properties of a new MAX phase Lu_2SnC , *J. Phys. Chem. Solids.*, 2019, **129**, 162–171, DOI: 10.1016/j.jpcs.2019.01.009.
- 86 Y. Zhou, X. Lu, H. Xiang and Z. Feng, Preparation, mechanical, and thermal properties of a promising thermal barrier material: $\text{Y}_4\text{Al}_2\text{O}_9$, *J. Adv. Ceram.*, 2015, **4**, 94–102, DOI: 10.1007/s40145-015-0141-5.
- 87 Y. Zhou, H. Xiang, X. Lu, Z. Feng and Z. Li, Theoretical prediction on mechanical and thermal properties of a promising thermal barrier material: $\text{Y}_4\text{Al}_2\text{O}_9$, *J. Adv. Ceram.*, 2015, **4**, 83–93, DOI: 10.1007/s40145-015-0140-6.
- 88 X. Li, H. Cui and R. Zhang, First-principles study of the electronic and optical properties of a new metallic MoAlB , *Sci. Rep.*, 2016, **6**, 39790, DOI: 10.1038/srep39790.
- 89 X.-H. Li, H.-L. Cui and R.-Z. Zhang, Structural, optical, and thermal properties of MAX-phase Cr_2AlB_2 , *Front. Phys.*, 2018, **13**, 136501, DOI: 10.1007/s11467-017-0743-1.
- 90 M. A. Ali, M. S. Ali and M. M. Uddin, Structural, elastic, electronic and optical properties of metastable MAX phase Ti_5SiC_4 compound, *Indian J. Pure Appl. Phys.*, 2016, **54**, 386–390.

