




 Cite this: *RSC Adv.*, 2021, **11**, 22692

Metal- and solvent-free synthesis of aniline- and phenol-based triarylmethanes *via* Brønsted acidic ionic liquid catalyzed Friedel-Crafts reaction†

 Nipaphorn Ponpao,^a Warapong Senapak,^a Rungnapha Saeeng,^{ab} Jaray Jaratjaroonphong ^{ab} and Uthaiwan Sirion ^{*ab}

A beneficial, scalable and efficient methodology for the synthesis of aniline-based triarylmethanes has been established through the double Friedel-Crafts reaction of commercial aldehydes and primary, secondary or tertiary anilines using Brønsted acidic ionic liquid as a powerful catalyst, namely [bsmim][NTf₂]. This protocol was successfully performed under metal- and solvent-free conditions with a broad range of substrates, giving the corresponding aniline-based triarylmethane products in good to excellent yields (up to 99%). In addition, alternative aromatic nucleophiles such as phenols and electron-rich arenes were also studied using this useful approach to achieve a diversity of triarylmethane derivatives in high to excellent yields.

 Received 12th May 2021
 Accepted 18th June 2021

DOI: 10.1039/d1ra03724b

rsc.li/rsc-advances

Introduction

Triarylmethanes (TRAMs) are valuable pharmacophores possessing a diversity of biological activities.¹ In particular, triarylmethanes are found in natural products² and are utilized as versatile compounds for photochromic agents,³ dyes,⁴ fluorescent probes,⁵ and are employed as building blocks in synthesis.⁶ Among these compounds, aniline- and phenol-based TRAMs are of growing importance because of their interesting properties⁴ and shown promising biological activities^{1a,1g,1x} (Fig. 1).

In particular, primary aniline-based TRAMs were usually employed as monomers for the preparation of polyamides, which are useful in several applications for material science.⁶ In addition, amino and hydroxy groups on benzene rings of primary aniline- and phenol-based TRAMs can be easily converted into various functional groups that could be precursors for the preparation of diverse TRAMs.⁷ Therefore, synthetic strategies of such these compounds are highly desirable.

Although, many methods are available for the preparation of aniline-based TRAMs, most are derived from tertiary anilines.^{4k,8} Whereas, the synthetic methods for aniline-based TRAMs from primary and secondary anilines are still very limited. These syntheses suffer from drawbacks such as corrosive acid or toxic metal catalysts, harsh conditions (high temperature and/or microwave irradiation), using organic solvents and limited

substrate scope.^{1a,6c,6d,6e,6f,6g,9} In 2005, Martínez-Palou and co-workers first reported the synthesis of primary, secondary and tertiary aniline-based triarylmethanes catalyzed by aniline hydrochloride salt (PhNH₂·HCl) under microwave irradiation or high reaction temperature^{9a} (Scheme 1A). Recently, Afonso and co-workers reported the synthesis of secondary aniline-based triarylmethanes using ytterbium-catalyzed Friedel-Crafts reaction in acetonitrile solvent under high pressure (9 kbar). However, only unsubstituted secondary anilines were successful and primary and tertiary anilines failed^{1a} (Scheme 1B).

At present, high performance, non-toxic, inexpensive, stable and reusable catalysts are gaining considerable attention for green synthesis. In particular, practical and metal-free reactions are strongly desirable for environmentally and economically sustainable processes. Brønsted acidic ionic liquids (BAILs) are among the most desirable catalysts in the green context. They have evolved as remarkable acid catalysts for numerous organic reactions in past decades.¹⁰ BAILs are privileged catalysts with moisture resistance, air tolerance, non-volatility, thermal

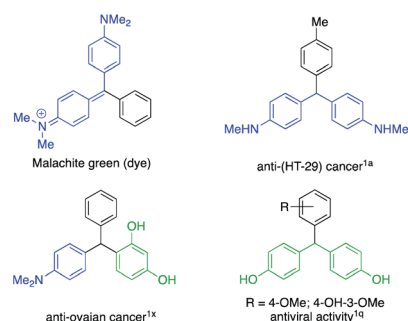


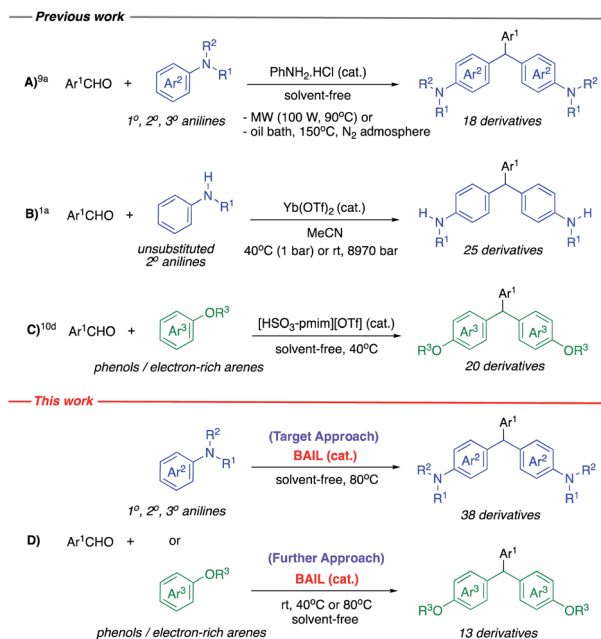
Fig. 1 Examples of important aniline- and phenol-based triarylmethanes.

^aDepartment of Chemistry, Center of Excellence for Innovation in Chemistry, Faculty of Science, Burapha University, Sangesook, ChonBuri, 20131, Thailand. E-mail: uthaiwan@buu.ac.th; Fax: +66-3-839-3494; Tel: +66-98-026-2181

^bThe Research Unit in Synthetic Compounds and Synthetic Analogues from Natural Product for Drug Discovery (RSND), Burapha University, Chonburi, 20131, Thailand

† Electronic supplementary information (ESI) available. See DOI: 10.1039/d1ra03724b





Scheme 1 Schematic synthesis of aniline- and phenol-based triaryl-methanes (A–D).

stability, low-toxicity, environment-friendly, less corrosive, easy to handle, inexpensive, reusable, good solubility with many organic compounds and practical use even on a gram-scale synthesis. In contrast traditional Brønsted and Lewis acids generally involve some disadvantages such as corrosive acids, toxic metal catalysts, unstable, moisture sensitive, environmental contaminants and not reusable.

Friedel-Crafts reactions are classical and valuable tools for the synthesis of a variety of organic compounds.^{10d,10k,10l,11,12} However, to the best of our knowledge, examples of using BAILS as catalysts in Friedel-Crafts reactions for the synthesis of triaryl-methanes are extremely rare to date.^{10c,10d,10e} In 2014 a Brønsted acidic ionic liquid, [HSO₃-pmim][OTf] was employed for stimulating the synthesis of triaryl-methane derivatives from electron-rich arenes^{10d} (Scheme 1C).

Based on these concepts, aniline-based triaryl-methanes become our goals for searching a novel synthetic strategy under green conditions. Herein, a highly efficient and convenient methodology for the synthesis of a variety of aniline-based triaryl-methanes *via* double Friedel-Crafts reaction catalyzed by Brønsted acidic ionic liquid is presented. The reaction was conducted using commercially available aromatic/heteroaromatic aldehydes and various primary, secondary or tertiary anilines under metal- and solvent-free conditions. Furthermore, several kinds of aromatic nucleophiles such as phenols and electron-rich arenes were also studied employing this protocol to achieve a diversity of triaryl-methane derivatives (Scheme 1D).

Results and discussion

Brønsted acidic ionic liquid based-imidazonium cations, as shown in Fig. 2, were selected and prepared following a previous procedure^{10b,10c} and employed as catalysts for this approach.

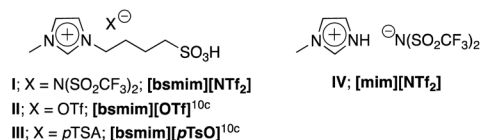


Fig. 2 Brønsted acidic ionic liquids (BAILS).

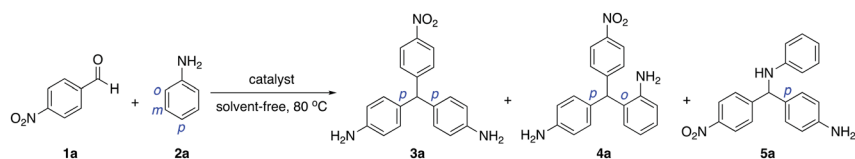
The synthesis of aniline-based triaryl-methanes using a Friedel-Crafts reaction catalyzed by a Brønsted acidic ionic liquid was explored using readily available 4-nitrobenzaldehyde (**1a**) and aniline (**2a**) as model substrates (Table 1). The possibility preparing a range of products was investigated by including *para-para* (*pp*), *para-ortho* (*po*) and *ortho-ortho* (*oo*) isomers. This methodology afforded the *para-para* (*pp*) isomer as a major product and *para-ortho* (*po*) isomer as a minor product, whereas the *ortho-ortho* (*oo*) isomeric product was not formed.

Initial optimization reaction conditions were performed by treatment of **1a** (1.0 mmol) and **2a** (3.0 mmol) in the presence of 10 mol% of Brønsted acidic ionic liquid (**I**) under solvent-free conditions (entries 1–4). The results showed that room temperature did not give the desired product (**3a**) even after 12 h, while a trace amount of isomeric product (**4a**) was observed along with intermediate (**5a**) in 15% yield (entry 1). Product **3a** was obtained when performing the reaction at elevated temperature (80 °C) giving a moderate yield after 12 h (58%, entry 2). Surprisingly, the chemical yield of **3a** was improved when reducing the reaction time, produced 71% at 3.0 h (entry 3) and was unchanged at 1.5 h (70% yield, entry 4). Subsequently, the amount of catalyst **I** was screened and the results indicated that 20 mol% led to an increase in yield of **3a** to 78% (entry 5), whereas 5 mol% gave an inferior result (65%, entry 6). To improve the product yield, a slightly higher reaction temperature (100 °C) was tried with 20 mol% of catalyst **I** for 1.5 h, resulting in a lower yield (71%, entry 7). However, a higher yield of **3a** was achieved when increasing the amount of aniline (**2a**) (entries 8 and 9), in which 5.0 equivalent of **2a** was sufficient to provide the highest yield of 90% (entry 8).

For comparison, the reaction using water and toluene solvent was investigated. In the case of water, a moderate yield of major product (**3a**) was produced (48%) and minor product (**4a**) with 5% yield along with intermediate (**5a**) at 25% (entry 10). This result suggests that the reaction was not completed, probably due to poor solubility of organic substrates in the water system. While toluene afforded a high yield of **3a** at 84% but lower than solvent-free conditions (entry 11 *vs.* 8).

Under the same conditions, various Brønsted acidic ionic liquid catalysts (**II–III**), which consists of different counter-anions were examined (entries 12–13). Catalyst **II** having OTf anion and catalyst **III** having pTSA anion, both gave diminished yields of **3a** in 75% and 46%, respectively. This discloses that the activity of catalysts depends on the acidity of the counter anion and the NTF₂ anion exhibits a better catalytic activity for this protocol than the OTf and pTSA anions. This could be due to the NTF₂ anion, which is derived from traditional acid



Table 1 Optimization of the reaction^a

Entry	Substrate (mmol)		Catalyst (mol%)	Time (h)	Yield ^b (%)		
	1a	2a			3a	4a	5a
1 ^c	1.0	3.0	I (10)	12.0	0	Trace	15
2	1.0	3.0	I (10)	12.0	58	7	—
3	1.0	3.0	I (10)	3.0	71	9	—
4	1.0	3.0	I (10)	1.5	70	8	—
5	1.0	3.0	I (20)	1.5	78	10	—
6	1.0	3.0	I (5)	1.5	65	10	—
7 ^d	1.0	3.0	I (20)	1.5	71	10	—
8	1.0	5.0	I (20)	1.5	90(89) ^e	10(11) ^e	—
9	1.0	7.0	I (20)	1.5	91	9	—
10 ^f	1.0	5.0	I (20)	1.5	48	5	25
11 ^g	1.0	5.0	I (20)	1.5	84	9	2
12	1.0	5.0	II (20)	1.5	75	8	Trace
13	1.0	5.0	III (20)	1.5	46	5	14
14	1.0	5.0	IV (20)	1.5	42	20	30
15	1.0	5.0	HNTf ₂ (20)	1.5	75	19	—
16	1.0	5.0	H ₃ PO ₄ (20)	1.5	0	0	—
17	1.0	5.0	H ₂ SO ₄ (20)	1.5	0	0	—
18	1.0	5.0	HCl (20)	1.5	28	Trace	52
19	1.0	5.0	Cu(OTf) ₂ (20)	1.5	85	9	—
20	1.0	5.0	—	1.5	0	0	—

^a Reaction conditions: 1a (1.0 mmol), 2a (3.0–7.0 mmol), catalyst (5–20 mol%), solvent-free, 80 °C. ^b Isolated yield. ^c Room temperature. ^d 100 °C. ^e Second run. ^f Water (1.0 mL). ^g Toluene (1.0 mL).

bis(trifluoromethane)imide (HNTf₂) possesses hydrogen atoms that are bound to nitrogen and hence is more acidic.

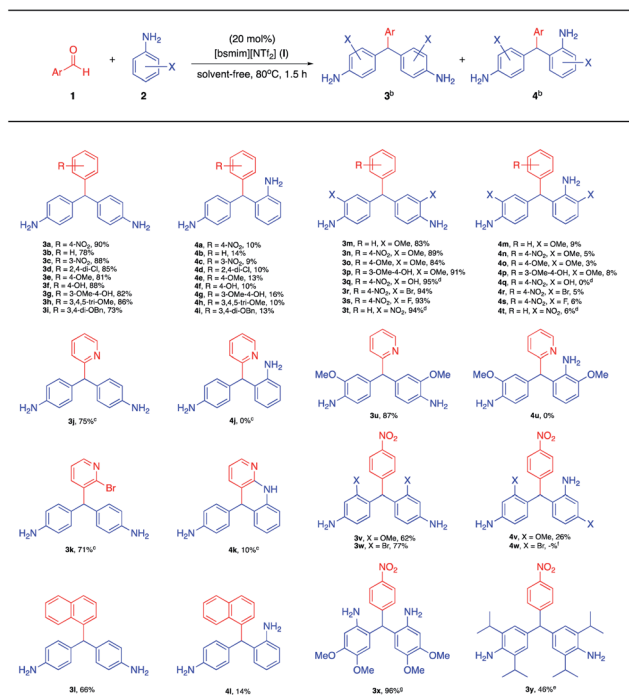
In addition, catalyst **IV**, which consists of methylimidazolium cation and Ntf₂ anion, provided the major product **3a** in lower yield (42%) and increased the minor product **4a** to 20% yield. The intermediate **5a** was also observed in 30% yield (entry 14), most likely due to instability of catalyst **IV** that can convert the counter-anion back to the traditional acid HNTf₂. This result was confirmed with the traditional acid bis(trifluoromethane)imide (HNTf₂), which is a very corrosive acid and not easy to use. When the reaction was promoted by HNTf₂ a lower yield of the major product **3a** was found (75%) and an increased yield of the minor product **4a** was obtained (19%), similar to catalyst **IV** (entry 15). Other traditional acids such as H₃PO₄, H₂SO₄ and HCl were examined (entries 16–18). In case of strong acids H₃PO₄ and H₂SO₄ that fully reacted to aniline base, provided only imine intermediate and no any products were observed (entries 16–17). While acid HCl gave a lower yield of the major product **3a** in 28% yield along with the intermediate **5a** in 52% yield (entry 18). This is probably due to HCl react with aniline to form an aniline hydrochloride salt (PhNH₂·HCl), which could act as a catalyst.^{9a} A metal catalyst Cu(OTf)₂ was tested for comparison and revealed a slightly lower yield of the desired product (**3a**) in 85% (entry 19 vs. 8). A

control experiment was examined in the absence of a catalyst and the result showed that no products were observed (entry 20).

To probe the efficiency of this methodology, the investigation was extended to the reaction of various aldehydes with different kinds of nucleophile substrates including primary, secondary and tertiary anilines, electron-rich arenes and phenols employing the optimal conditions (Table 1, entry 8). Accordingly, a variety of primary anilines were first evaluated and the results are summarized in Scheme 2.

Unsubstituted primary anilines reacted smoothly with benzaldehydes bearing both electron-withdrawing and electron-donating groups to achieve the excellent yield of the major product **3a** (90%), high yield of the major products **3c–3h** (81–86%) and good yields of the products **3b** (78%) and **3i** (73%). The minor isomeric products **4a–4i** were found in trace quantities (9–16%). Heteroaromatic aldehydes gave good yields of the major products but with longer reaction times (3 h). Pyridine-2-carbaldehyde produced the major product **3j** in 75% yield with no minor product **4j** being observed, while 2-bromopyridine-3-carbaldehyde provided the major product **3k** in 71% yield and the minor product **4k** was formed in 10% yield through intramolecular cyclization of the *para-ortho* isomeric intermediate. Indeed, aromatic aldehydes with sterically





Scheme 2 Synthesis of triarylmethanes with various aldehyde substrates.^a Reaction conditions: **1** (1.0 mmol), **2** (5.0 mmol), [bsmim][NTf₂] (I) (20 mol%), solvent-free, 80 °C, 1.5 h. ^bIsolated yield. ^c3.0 h. ^dToluene (0.5 mL), 3.0 h. ^e100 °C, 24 h. ^fComplex mixture. ^g2.8 equivalent of 3,4-dimethoxyaniline was recovered.

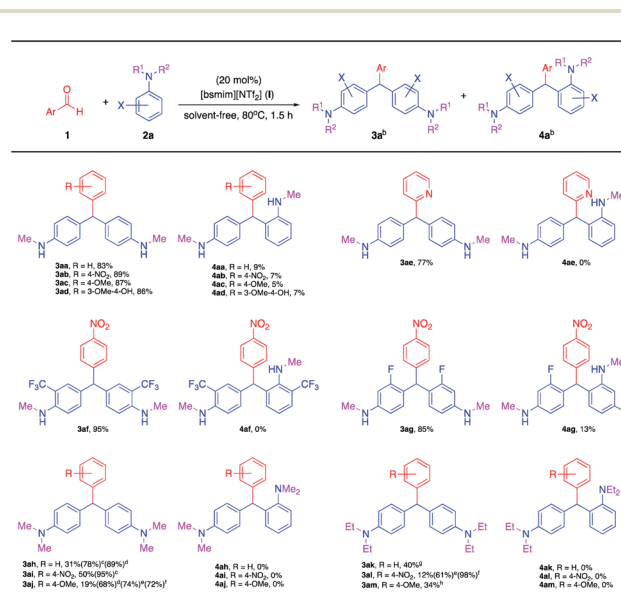
hindered molecules such as 1-naphthaldehyde gave a diminished yield of the major product **3l** (66%) and generated the minor product **4l** in 14% yield. Subsequently, *ortho* substituted primary anilines were examined, including electron-donating groups (X = OMe, OH) and electron-withdrawing groups (X = Br, F, NO₂) on benzene rings. The results revealed that the corresponding products were produced in high to excellent yields with no electronic influence of substituents. Electron-donating substituents generated high to excellent yields of the major products **3m**, **3n**, **3o**, **3p** and **3q** in 83, 89, 84, 91 and 95% yields respectively.

Electron-withdrawing substituents also gave excellent yields of the major products **3r** (94%), **3s** (93%) and **3t** (94%). In addition, similar results were obtained in the case of hetero-aromatic aldehydes. The reaction of pyridine-2-carbaldehyde generally in high yield (87%) with no formative of the minor product **4u**. However, the synthesis of compounds **3q** and **3t** must be carried out in toluene solvent, which was used to dissolve the solid substrates. Significantly, *meta* substituted primary aniline substrates were found to provide product yields which depended on the electronic effect of the *meta* position substituent.

In the case of *meta*-methoxyaniline, the major product (**3v**) resulted in a relatively lower yield (62% vs. 89% for **3n**) and the yield of minor product (**4v**) was increased to 26% (vs. **4n**, 5%). Whereas, *meta*-bromoaniline gave the major product (**3w**) in lower yield (77% vs. 94% for **3r**) along with complex mixtures of minor products (*o,p*- and *o,o*-isomers). This is due to the fact

that substitutes at the *meta*-position on the benzene ring of aniline can enhance the nucleophilicity of aniline substrates at the *ortho*-position causing an increase in the yield of the *para-ortho* (*po*) isomeric product. However, methoxy groups gave a superior electronic effect than bromo groups. Furthermore, whereas 3,4-dimethoxyaniline was employed as a substrate, the compound **3x** was isolated as the sole product in 96% yield. Notable, 3,4-dimethoxyaniline substrate could be recovered (2.8 mmol) from the reaction mixture, indicating that only equivalent amounts of aniline substrate (2.2 equivalent) required to achieve the desirable products. Sterically hindered anilines such as 2,6-diisopropylaniline were also examined leading to an acceptable yield of the product **3y** of 46%.

Encouraged by the results summarized in above, the scope of aniline nucleophiles was further explored. A variety of *N*-substituted and *N,N*-disubstituted anilines were investigated and found to readily undergo the reaction under optimized conditions (Table 1, entry 8) to generate structurally diverse aniline-based triarylmethanes in variable yields (Scheme 3). Similar to primary anilines, secondary *N*-methylaniline was smoothly performed to generate the major products **3aa–3ad** in comparatively high yields (83–89%) along with trace amounts of the minor products **4aa–4ad** (5–9%). As expected, hetero-aromatic aldehydes such as pyridine-2-carbaldehyde provided good yields of product **3ae** (77%) with the minor product **4ae** was not being formed. In the case of *N*-methyl-2-substituted anilines such as *N*-methyl-2-(trifluoromethyl)aniline was successfully performed to furnished the sole product **3af** in excellent yield (95%). While *N*-methyl-3-substituted anilines such as *N*-methyl-3-fluoroaniline led to a high yield of the major product **3ag** (85%) and the minor product **4ag** in 13% yield was observed.



Scheme 3 Synthesis of triarylmethanes with secondary and tertiary anilines.^a Reaction conditions: **1** (1.0 mmol), **2a** (5.0 mmol), [bsmim][NTf₂] (I) (20 mol%), solvent-free, 80 °C, 1.5 h. ^bIsolated yield. ^c6.0 h. ^d12.0 h. ^e24.0 h. ^f100 °C, 6.0 h. ^g100 °C, 12.0 h. ^h100 °C, 24.0 h.



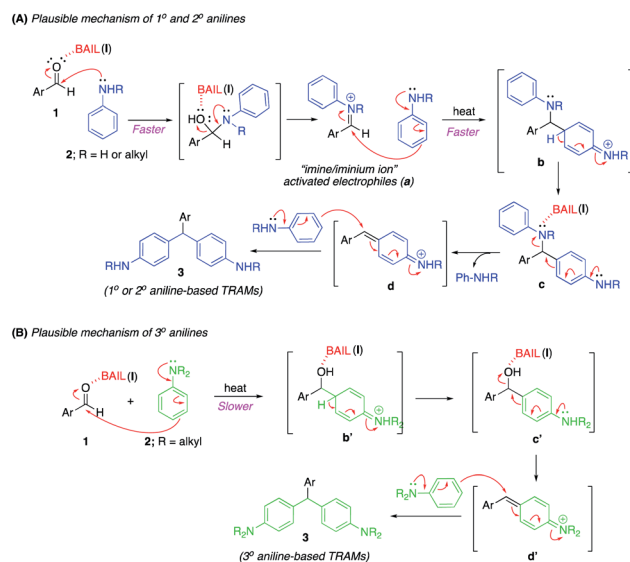
likely due to over nucleophilic addition at C-6 positions of **3bj** and **3bk** and *ortho*-positions of **3bk**. While, improved yields of the products **3bj** and **3bk** were obtained in high yields (80% for **3bj** and 73% for **3bk**) when performing the reaction at lower reaction temperature (40 °C). In addition, sterically hindered groups of electron-rich arenes such as 1,3,5-trimethoxybenzene was explored using this protocol. Aromatic aldehyde with electron-withdrawing group such as 4-nitrobenzaldehyde provided an excellent yield of the product **3bl** (>99%). While aromatic aldehyde with electron-donating group, 4-methoxybenzaldehyde provided lower acceptable yields of the product **3bm** (56%). This is due to a less reactive electrophile substrate and over nucleophilic addition at *ortho*-positions of **3bm** led to a complex mixture of by-products.

From the above investigation, it can be concluded that this approach shows excellent tolerance to a wide range of aldehyde and aromatic nucleophile substrates providing the desirable products in considerable yields under metal- and solvent-free conditions.

To demonstrate the practical usefulness of this approach for gram-scale synthesis, the reaction was performed using 10 mmol of **1a** treated with 50 mmol of **2a** under optimal conditions. The results showed that compound **3a** (*para-para* isomeric adduct) was exclusively obtained as a sole product in excellent yield (94%). Surprisingly, there was no detection of *para-ortho* isomeric adduct **4a** (Scheme 5). This result suggests that an enlarged scale synthesis will be an efficient process to produce specific products.

Recycling performance of catalyst **I** was examined with gram scale synthesis under the optimum reaction (Table 1, entry 8). After the first run, water (10 mL) was added to the reaction mixture and organic residues were extracted with EtOAc (3 × 50 mL) leaving catalyst **I** in the water layer. Then, after removing the water under high vacuum, recovered catalyst **I** was reused without purification by simply adding substrates for next run, giving the desirable product **3a** in slightly lower yields with 94, 90 and 89% for three cycles, respectively (Scheme 5). Reused catalyst **I** was confirmed the structure using NMR analysis and showed its retained structure.

A plausible mechanism for the formation of aniline-based triarylmethanes catalyzed by BAIL can be rationalized by considering the following mechanism (Scheme 6). Activation of the carbonyl group of the aldehyde substrate (**1**) by BAIL (**I**) in order to easily react with the aniline nucleophile. Then rapid addition of 1° and 2° anilines (**2**) by N-nucleophilic addition to form an iminium ion intermediate¹⁴ (Scheme 6A). This intermediate acted as an activated electrophile (**a**), promoting addition of a second molecule of aniline by C-nucleophilic



Scheme 6 Plausible mechanism for the formation of 1° and 2° aniline-based TRAMs (A) and 3° aniline-based TRAMs (B).

addition to generate intermediate **c**, which could be isolated from the reaction mixture. Then, BAIL (**I**) activated intermediate **c** leaving the aniline moiety to afford the iminium intermediate **d**, which on addition of an aniline nucleophile accomplished the target product (**3**). In contrast, 3° anilines directly react to activating aldehyde (**1**) through C-nucleophilic addition at *para*-position of aniline. Indeed, it is much slower to form iminium intermediate **d'**, which usually requires high temperature conditions⁸ and subsequent access to the target product (**3**) (Scheme 6B).^{14a}

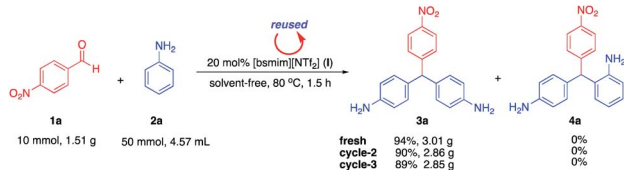
Conclusions

In summary, this work has developed a convenient, scalable and highly efficient methodology for the synthesis of diverse symmetric triarylmethane derivatives *via* double Friedel-Crafts reaction of commercial aldehydes and a wide range of aromatic nucleophiles, including primary, secondary and tertiary anilines as well as phenols and electron-rich arenes. The reaction was achieved under metal- and solvent-free conditions catalyzed by Brønsted acidic ionic liquids. Notable [bsmim][NTf₂] was found to be the most efficient catalyst to furnish a variety of the corresponding products in considerable yields. In addition, this useful approach features green, stable and reusable catalyst, mild conditions, a wide range of substrates, considerable yields and is environmental benign and excellent sustainability.

Experimental section

General remarks

All chemicals were purchased from commercial sources and used without further purification. ¹H and ¹³C NMR spectra were recorded using a BRUKER AVANC (400 MHz) spectrometer from Burapha University. High-resolution mass spectra (HRMS) data were recorded using a Bruker Daltonics-microTOF-Q at



Scheme 5 Gram-scale synthesis and recyclability.



Mahidol University and an Agilent Technologies Q-TOF at Naresuan University. Infrared spectra were determined on a PERKIN ELMER FT/IR-2000S spectrophotometer. Analytical thin-layer chromatography (TLC) was conducted on pre-coated TLC plates; silica gel 60 F-254 [E. Merck, Darmstadt, Germany]. Open-column chromatography was carried out using silica gel 60 (0.063–0.200 mm) [E. Merck, Darmstadt, Germany]. Melting points were measured using a melting point apparatus (Griffin) from Burapha University.

General procedure for the preparation of acidic ionic liquids (I, II and III)

To a solution of 1-methylimidazole (4.00 mL, 0.050 mol) in acetonitrile (15.0 mL) was added 1,4-butanediol (5.7 mL, 0.056 mol) in portions at room temperature. The reaction mixture was heated to 80 °C with stirring for 24 h, and then cooled to room temperature resulting in white precipitate. The white precipitate was filtered and washed with ethyl acetate (3 × 5 mL) to remove any unreacted starting materials, and then the precipitate was dried in a vacuum to give the zwitter ionic compound^{10c} as a white solid in 99% yield (10.8189 g); ¹H-NMR (400 MHz, CD₃OD): δ 9.05 (s, 1H), 7.74 (brt, *J* = 2.0 Hz, 1H), 7.66 (brt, *J* = 1.6 Hz, 1H), 4.34 (t, *J* = 7.2 Hz, 2H), 3.99 (s, 3H), 2.88 (t, *J* = 7.6 Hz, 2H), 2.09 (quint, *J* = 7.6 Hz, 2H), 1.82 (quint, *J* = 7.6 Hz, 2H). A mixture of zwitter ionic compound (1.00 g, 4.52 mmol) in anhydrous toluene (2.00 mL) was added a stoichiometric amount of acid (4.52 mmol, 1 equiv.) in portions at room temperature. The reaction was then stirred at 80 °C for 24 h. After complete the reaction, anhydrous toluene was removed by rotary evaporator to obtain acidic ionic liquid products.

1-Butylsulfonic-3-methylimidazolium bis(trifluoromethyl sulfonyle)imide (I).^{10ah} >99% yield (2.2720 g) as a colorless oil; ¹H-NMR (400 MHz, DMSO-*d*₆): δ 9.10 (s, 1H), 7.71 (d, *J* = 1.2 Hz, 1H), 7.64 (d, *J* = 1.6 Hz, 1H), 6.33 (brs, 1H), 4.16 (t, *J* = 6.8 Hz, 2H), 3.82 (s, 3H), 2.63 (t, *J* = 7.6 Hz, 2H), 1.87 (quint, *J* = 7.2 Hz, 2H), 1.57 (quint, *J* = 7.2 Hz, 2H); ¹³C-NMR (100 MHz, DMSO-*d*₆): δ 137.0, 124.0, 122.6, 119.9 (q, *J*_{C-F} = 320 Hz, CF₃SO₂N), 35.0, 50.8, 48.9, 36.1, 28.8, 21.8.

1-Butylsulfonic-3-methylimidazolium trifluoromethanesulfonate (II).^{10c} 95% (1.5902 g) as a colorless oil; ¹H-NMR (400 MHz, DMSO-*d*₆): δ 9.13 (s, 1H), 7.77 (s, 1H), 7.70 (s, 1H), 4.40 (brs, 1H), 4.18 (t, *J* = 7.2 Hz, 2H), 3.85 (s, 3H), 2.53–2.47 (m, 2H), 1.87 (quint, *J* = 7.2 Hz, 2H), 1.54 (quint, *J* = 7.2 Hz, 2H).

1-Butylsulfonic-3-methylimidazolium *p*-toluenesulfonate (III).^{10c} 97% (1.7300 g) as a colorless oil; ¹H-NMR (400 MHz, DMSO-*d*₆): δ 9.13 (s, 1H), 7.76 (s, 1H), 7.69 (s, 1H), 7.48 (d, *J* = 7.6 Hz, 2H), 7.13 (d, *J* = 8.0 Hz, 2H), 4.17 (t, *J* = 6.8 Hz, 2H), 3.95 (brs, 1H), 3.84 (s, 3H), 2.55–2.48 (m, 2H), 2.28 (s, 3H), 1.87 (quint, *J* = 7.2 Hz, 2H), 1.54 (quint, *J* = 7.2 Hz, 2H).

General procedure for the preparation of acidic ionic liquid (IV)^{10ai,10aj}

A mixture of 1-methylimidazole (0.5 mL, 6.27 mmol) in anhydrous toluene (2.00 mL) was added a stoichiometric amount of bis(trifluoromethanesulfonyle)imide (1.7628 g, 6.27 mmol) in portions at room temperature. The reaction mixture was heated

to 80 °C with stirring for 24 h, and then cooled to room temperature. After complete the reaction, toluene was removed by rotary evaporator to obtain 1-methyl-1*H*-imidazolium bis(trifluoromethylsulfonyle)imide (IV) as a colorless oil in 86% yield (1.946 g); ¹H-NMR (400 MHz, DMSO-*d*₆): δ 8.68 (s, 1H), 8.33 (brs, 1H), 7.45 (s, 1H), 7.43 (s, 1H), 3.81 (s, 3H); ¹³C-NMR (100 MHz, DMSO-*d*₆): δ 136.4, 122.8, 121.4, 119.8 (q, *J*_{C-F} = 319 Hz, CF₃SO₂N), 35.0.

General procedure for the synthesis of triarylmethanes

A mixture of aldehyde 1 (1.0 mmol), nucleophile 2 (5.0 mmol) and [bsmim][NTf₂][‡] (20 mol%) was stirred at 80 °C for the period of time. The reaction was monitored by thin layer chromatography (TLC). After the reaction was completed, the crude residue was extracted with ethyl acetate (3 × 5 mL). The combined organic layer was dried over anhydrous sodium sulfate and concentrated using a rotary evaporator. The crude product was purified by column chromatography (SiO₂, 5–50% ethyl acetate/*n*-hexane as eluent depending on the derivatives) to give the desired product (3).

4,4'-((4-Nitrophenyl)methylene)dianiline (3a).^{9a,9c} CAS number 47334-87-2; 90% yield (0.2867 g) as a yellow solid; mp: 78–80 °C; *R*_f = 0.23 (40% EtOAc/*n*-hexane); ¹H-NMR (400 MHz, DMSO-*d*₆): δ 8.13 (d, *J* = 8.8 Hz, 2H), 7.32 (d, *J* = 8.8 Hz, 2H), 6.73 (d, *J* = 8.4 Hz, 4H), 6.49 (d, *J* = 8.4 Hz, 4H), 5.35 (s, 1H), 4.96 (brs, 4H); ¹³C-NMR (100 MHz, DMSO-*d*₆): δ 154.0, 147.0, 145.6, 130.4, 130.0, 129.4, 123.3, 113.9, 54.2; IR (neat): 3419, 3340, 3210, 3019, 1611, 1509, 1311, 1170, 1074, 811, 554 cm⁻¹.

2-((4-Aminophenyl)(4-nitrophenyl)methyl)aniline (4a). CAS number 47334-87-2; 10% yield (0.0315 g) as a yellow solid; mp: 64–66 °C; *R*_f = 0.33 (40% EtOAc/*n*-hexane); ¹H-NMR (400 MHz, DMSO-*d*₆): δ 8.15 (d, *J* = 8.8 Hz, 2H), 7.30 (d, *J* = 8.8 Hz, 2H), 6.94 (td, *J* = 7.0, 2.0 Hz, 1H), 6.71 (d, *J* = 8.4 Hz, 2H), 6.65 (d, *J* = 8.0 Hz, 1H), 6.54–6.45 (m, 4H), 5.53 (s, 1H), 5.00 (brs, 2H), 4.73 (brs, 2H); ¹³C-NMR (100 MHz, DMSO-*d*₆): δ 152.5, 147.3, 145.81, 145.78, 130.2, 129.7, 129.1, 128.6, 127.1, 126.8, 123.3, 116.2, 115.3, 114.0, 49.4; IR (neat): 3442, 3361, 3220, 3065, 3030, 2958, 2921, 2854, 1621, 1510, 1487, 1452, 1341, 1274, 1186, 1105, 1013, 851, 751 cm⁻¹; HRMS (ESI-TOF) *m/z* calcd for C₁₉H₁₈N₃O₂ [M + H]⁺ 320.1394, found 320.1395.

***N*-((4-Aminophenyl)(4-nitrophenyl)methyl)aniline (5a) (intermediate).** 15% yield (0.0479 g) as a yellow solid; mp: 148–152 °C; *R*_f = 0.38 (40% EtOAc/*n*-hexane); ¹H-NMR (400 MHz, DMSO-*d*₆): δ 8.17 (d, *J* = 8.8 Hz, 2H), 7.64 (d, *J* = 8.4 Hz, 2H), 7.00 (t, *J* = 8.8 Hz, 4H), 6.60 (d, *J* = 7.6 Hz, 2H), 6.52–6.49 (m, 3H), 6.33 (d, *J* = 6.8 Hz, 1H), 5.57 (d, *J* = 6.4 Hz, 1H), 5.04 (brs, 2H); ¹³C-NMR (100 MHz, DMSO-*d*₆): δ 152.6, 148.0, 147.6, 146.2, 129.2, 128.7, 128.3, 128.1, 123.6, 116.3, 113.9, 113.2, 60.2; IR (neat): 3456, 3367, 1619, 1502, 1345, 1178, 742 cm⁻¹; HRMS (ESI-TOF) *m/z* calcd for C₁₉H₁₈N₃O₂ [M + H]⁺ 320.1394, found 320.1394.

[‡] Recycling experiment. After the first run, water (1 mL) was added to the reaction mixture and organic residues were extracted with EtOAc (3 × 5 mL) leaving catalyst I in the water layer. Then, after removing the water under high vacuum, recovered catalyst I was reused without purification by simply adding substrates for the second run.



4,4'-(Phenylmethylene)dianiline (3b).^{6a,6g,9a,9c,9d,9e} CAS number 603-40-7; 78% yield (0.2133 g) as a yellow solid; mp: 130–132 °C; $R_f = 0.33$ (40% EtOAc/*n*-hexane); ¹H-NMR (400 MHz, DMSO-*d*₆): δ 7.24 (t, *J* = 7.2 Hz, 2H), 7.14 (t, *J* = 7.2 Hz, 1H), 7.06 (d, *J* = 7.2 Hz, 2H), 6.73 (d, *J* = 8.4 Hz, 4H), 6.47 (d, *J* = 8.4 Hz, 4H), 5.17 (s, 1H), 4.88 (brs, 4H); ¹³C-NMR (100 MHz, DMSO-*d*₆): δ 146.6, 145.8, 131.9, 129.4, 128.9, 128.0, 125.6, 113.7, 54.6; IR (neat): 3420, 3338, 3211, 3021, 1739, 1618, 1509, 1268, 1177, 813, 698, 574, 556 cm⁻¹.

2-((4-Aminophenyl)(phenyl)methyl)aniline (4b).^{9c} CAS number 13168-31-5; 14% yield (0.0379 g) as a brown oil; $R_f = 0.45$ (40% EtOAc/*n*-hexane); ¹H-NMR (400 MHz, DMSO-*d*₆): δ 7.27 (t, *J* = 7.2 Hz, 2H), 7.17 (t, *J* = 7.6 Hz, 1H), 7.05 (d, *J* = 7.2 Hz, 2H), 6.90 (td, *J* = 8.0, 1.6 Hz, 1H), 6.71 (d, *J* = 8.0 Hz, 2H), 6.62 (dd, *J* = 8.0, 1.2 Hz, 1H), 6.54–6.44 (m, 4H), 5.30 (s, 1H), 4.92 (brs, 2H), 4.57 (brs, 2H); ¹³C-NMR (100 MHz, DMSO-*d*₆): δ 146.9, 145.6, 144.0, 129.7, 129.6, 129.1, 129.0, 128.2, 128.1, 126.6, 125.9, 116.0, 115.1, 113.9, 49.8; IR (neat): 3365, 300, 3209, 3001, 1739, 1618, 1509, 1268, 1177, 813, 698, 574, 556 cm⁻¹.

4,4'-((3-Nitrophenyl)methylene)dianiline (3c).^{9d} CAS number 82646-09-1; 88% yield (0.2800 g) as a viscous brown oil; $R_f = 0.26$ (40% EtOAc/*n*-hexane); ¹H-NMR (400 MHz, DMSO-*d*₆): δ 8.04 (dt, *J* = 7.2, 2.4 Hz, 1H), 7.86 (brs, 1H), 7.55–7.51 (m, 2H), 6.75 (d, *J* = 8.0 Hz, 4H), 6.51 (d, *J* = 8.4 Hz, 4H), 5.39 (s, 1H), 4.97 (brs, 4H); ¹³C-NMR (100 MHz, DMSO-*d*₆): δ 148.3, 147.7, 147.0, 135.7, 130.6, 129.5, 129.4, 123.0, 120.9, 113.9, 53.9; IR (neat): 3415, 3335, 3205, 3011, 1620, 1511, 1313, 1244, 1080, 745, 521 cm⁻¹.

2-((4-Aminophenyl)(3-nitrophenyl)methyl)aniline (4c). 9% yield (0.0299 g) as a yellow solid; mp: 70–72 °C; $R_f = 0.37$ (40% EtOAc/*n*-hexane); ¹H-NMR (400 MHz, DMSO-*d*₆): δ 8.07 (ddd, *J* = 8.0, 2.4, 1.2 Hz, 1H), 7.85 (t, *J* = 2.0 Hz, 1H), 7.58 (t, *J* = 7.6 Hz, 1H), 7.50 (d, *J* = 7.6 Hz, 1H), 6.94 (td, *J* = 7.6, 1.6 Hz, 1H), 6.72 (d, *J* = 8.4 Hz, 2H), 6.65 (dd, *J* = 8.0, 0.8 Hz, 1H), 6.56–6.51 (m, 4H), 5.56 (s, 1H), 5.00 (brs, 2H), 4.76 (brs, 2H); ¹³C-NMR (100 MHz, DMSO-*d*₆): δ 147.7, 147.2, 146.6, 145.8, 135.9, 129.6, 129.5, 129.0, 128.7, 127.1, 126.8, 123.3, 121.1, 116.1, 115.2, 114.0, 48.9; IR (neat): 3442, 3361, 3205, 3011, 1620, 1511, 1311, 1170, 1074, 811, 554, 527, 447 cm⁻¹; HRMS (ESI-TOF) *m/z* calcd for C₁₉H₁₈N₃O₂ [M + H]⁺ 320.1394, found 320.1394.

4,4'-((2,4-Dichlorophenyl)methylene)dianiline (3d).^{6r} CAS number 2451434-53-8; 85% yield (0.2915 g) as a yellow oil; $R_f = 0.42$ (40% EtOAc/*n*-hexane); ¹H-NMR (400 MHz, DMSO-*d*₆): δ 7.54 (d, *J* = 2.4 Hz, 1H), 7.33 (dd, *J* = 8.4, 2.0 Hz, 1H), 6.92 (d, *J* = 8.4 Hz, 1H), 6.64 (d, *J* = 8.4 Hz, 4H), 6.47 (d, *J* = 8.4 Hz, 4H), 5.46 (s, 1H), 3.95 (brs, 4H); ¹³C-NMR (100 MHz, DMSO-*d*₆): δ 147.0, 142.2, 134.1, 132.0, 131.2, 129.6, 129.5, 128.7, 127.0, 113.9, 51.0; IR (neat): 3443, 3355, 3210, 2924, 1727, 1619, 1510, 1465, 1274, 1045, 819, 573, 508 cm⁻¹.

2-((4-Aminophenyl)(2,4-dichlorophenyl)methyl)aniline (4d). 10% yield (0.0340 g) as a white solid; mp: 120–122 °C; $R_f = 0.56$ (40% EtOAc/*n*-hexane); ¹H-NMR (400 MHz, DMSO-*d*₆): δ 7.57 (d, *J* = 2.0 Hz, 1H), 7.34 (dd, *J* = 8.4, 2.0 Hz, 1H), 6.94 (td, *J* = 8.0, 1.2 Hz, 1H), 6.85 (d, *J* = 8.4 Hz, 1H), 6.72–6.65 (m, 3H), 6.51 (d, *J* = 8.4 Hz, 2H), 6.47 (td, *J* = 7.2, 0.8 Hz, 1H), 6.39 (dd, *J* = 7.6, 1.2 Hz, 1H), 5.48 (s, 1H), 5.01 (s, 2H), 4.52 (s, 2H); ¹³C-NMR (100 MHz, DMSO-*d*₆): δ 147.4, 145.6, 140.8, 134.5, 131.8, 131.6, 129.8, 128.9, 128.4, 127.3, 127.1, 127.0, 126.2, 116.3, 115.4, 114.1, 46.9;

IR (neat): 3431, 3343, 2923, 1734, 1619, 1514, 1454, 1380, 1273, 1104, 1046, 820, 752, 549, 640 cm⁻¹; HRMS (ESI-TOF) *m/z* calcd for C₁₉H₁₇Cl₂N₂ [M + H]⁺ 343.0763, found 343.0763.

4,4'-((4-Methoxyphenyl)methylene)dianiline (3e).^{9a,9c} CAS number 848126-11-4; 81% yield (0.2468 g) as a brown solid; mp: 130–132 °C; $R_f = 0.25$ (40% EtOAc/*n*-hexane); ¹H-NMR (400 MHz, DMSO-*d*₆): δ 6.95 (d, *J* = 8.8 Hz, 2H), 6.81 (d, *J* = 8.8 Hz, 2H), 6.70 (d, *J* = 8.4 Hz, 4H), 6.46 (d, *J* = 8.4 Hz, 4H), 5.11 (s, 1H), 4.85 (s, 4H), 3.69 (s, 3H); ¹³C-NMR (100 MHz, DMSO-*d*₆): δ 157.2, 146.5, 137.8, 132.3, 129.8, 129.3, 113.8, 113.4, 55.0, 53.8; IR (neat): 3408, 3333, 3002, 2970, 1739, 1606, 1505, 1232, 1026, 830, 559, 507 cm⁻¹.

2-((4-Aminophenyl)(4-methoxyphenyl)methyl)aniline (4e). 13% yield (0.0403 g) as a yellow solid; mp: 120–122 °C; $R_f = 0.31$ (40% EtOAc/*n*-hexane); ¹H-NMR (400 MHz, DMSO-*d*₆): δ 6.95 (d, *J* = 8.4 Hz, 2H), 6.90 (td, *J* = 8.0, 1.6 Hz, 1H), 6.83 (d, *J* = 8.8 Hz, 2H), 6.70 (d, *J* = 8.4 Hz, 2H), 6.61 (dd, *J* = 8.0, 0.8 Hz, 1H), 6.53 (dd, *J* = 7.6, 1.6 Hz, 1H), 6.48 (d, *J* = 8.4 Hz, 2H), 6.46 (td, *J* = 8.0, 0.8 Hz, 1H), 5.23 (s, 1H), 4.90 (s, 2H), 4.53 (s, 2H), 3.71 (s, 3H); ¹³C-NMR (100 MHz, DMSO-*d*₆): δ 157.5, 146.8, 145.5, 135.8, 130.2, 130.0, 129.5, 129.0, 128.6, 126.6, 116.1, 115.1, 113.9, 113.5, 56.0, 49.1; IR (neat): 3365, 3001, 2926, 2853, 1894, 1618, 1507, 1242, 1175, 1029, 834, 751, 624, 580, 570, 548, 530, 509, 471, 446 cm⁻¹; HRMS (ESI-TOF) *m/z* calcd for C₂₀H₂₁N₂O [M + H]⁺ 305.1648, found 305.1645.

4-(Bis(4-aminophenyl)methyl)phenol (3f).^{6b,6h,6i,6j,6k,6l,9a} CAS number 110146-05-9; 88% yield (0.2552 g) as a brown solid; mp: 198–200 °C; $R_f = 0.36$ (50% EtOAc/*n*-hexane); ¹H-NMR (400 MHz, DMSO-*d*₆): δ 9.14 (s, 1H), 6.83 (d, *J* = 8.4 Hz, 2H), 6.69 (d, *J* = 8.4 Hz, 4H), 6.63 (d, *J* = 8.4 Hz, 2H), 6.45 (d, *J* = 8.4 Hz, 4H), 5.04 (s, 1H), 4.85 (brs, 4H); ¹³C-NMR (100 MHz, DMSO-*d*₆): δ 155.2, 146.4, 136.0, 132.6, 129.7, 129.3, 114.7, 113.7, 53.8; IR (neat): 3233, 3021, 2876, 2704, 1612, 1600, 1442, 1359, 1171, 1184, 1107, 831, 815, 603, 567 cm⁻¹.

4-((2-Aminophenyl)(4-aminophenyl)methyl)phenol (4f). 10% yield (0.0296 g) as a brown solid; mp: 184–186 °C; $R_f = 0.48$ (50% EtOAc/*n*-hexane); ¹H-NMR (400 MHz, DMSO-*d*₆): δ 9.20 (s, 1H), 6.89 (td, *J* = 7.2, 1.6 Hz, 1H), 6.83 (d, *J* = 8.4 Hz, 2H), 6.70 (d, *J* = 8.4 Hz, 2H), 6.65 (d, *J* = 8.4 Hz, 2H), 6.60 (dd, *J* = 8.0, 0.8 Hz, 1H), 6.53 (dd, *J* = 7.6, 1.2 Hz, 1H), 6.50–6.44 (m, 3H), 5.16 (s, 1H), 4.89 (brs, 2H), 4.49 (brs, 2H); ¹³C-NMR (100 MHz, DMSO-*d*₆): δ 155.5, 146.8, 145.5, 134.0, 130.4, 130.0, 129.5, 129.0, 129.0, 126.5, 116.1, 115.0, 114.9, 113.9, 49.2; IR (neat): 3369, 3302, 3018, 2923, 2853, 2807, 2684, 2612, 1894, 1713, 1609, 1508, 1489, 1453, 1242, 1175, 1158, 1103, 1013, 939, 866, 834, 819, 797, 752, 707, 640, 626, 549, 527, 447 cm⁻¹; HRMS (ESI-TOF) *m/z* calcd for C₁₉H₁₇N₂O [M – H]⁻ 289.1346, found 289.1334.

4-(Bis(4-aminophenyl)methyl)-2-methoxyphenol (3g).^{13a} CAS number 114163-79-0; 82% yield (0.2620 g) as a brown solid; mp: 160–162 °C; $R_f = 0.23$ (50% EtOAc/*n*-hexane); ¹H-NMR (400 MHz, DMSO-*d*₆): δ 8.71 (s, 1H), 6.71 (d, *J* = 8.4 Hz, 4H), 6.64 (d, *J* = 8.4 Hz, 1H), 6.61 (d, *J* = 2.0 Hz, 1H), 6.45 (d, *J* = 8.4 Hz, 4H), 6.40 (dd, *J* = 8.4, 2.0 Hz, 1H), 5.05 (s, 1H), 4.85 (s, 4H), 3.63 (s, 3H); ¹³C-NMR (100 MHz, DMSO-*d*₆): δ 147.2, 146.4, 144.4, 136.7, 132.5, 129.3, 121.2, 115.0, 113.7, 113.33, 113.31, 55.6, 54.2; IR (neat): 3005, 2971, 1738, 1366, 1216 cm⁻¹.



4-((2-Aminophenyl)(4-aminophenyl)methyl)-2-methoxyphenol (4g). 16% yield (0.0520 g) as a brown solid; mp: 108–110 °C; $R_f = 0.32$ (50% EtOAc/*n*-hexane); $^1\text{H-NMR}$ (400 MHz, DMSO- d_6): δ 8.77 (s, 1H), 6.89 (td, $J = 7.6, 1.6$ Hz, 1H), 6.71 (d, $J = 8.4$ Hz, 2H), 6.66 (d, $J = 8.0$ Hz, 1H), 6.64 (d, $J = 2.0$ Hz, 1H), 6.61 (dd, $J = 7.6, 0.8$ Hz, 1H), 6.55 (dd, $J = 7.6, 1.2$ Hz, 1H), 6.50–6.45 (m, 3H), 6.38 (dd, $J = 8.0, 2.0$ Hz, 1H), 5.16 (s, 1H), 4.89 (s, 2H), 4.49 (s, 2H), 3.64 (s, 3H); $^{13}\text{C-NMR}$ (100 MHz, DMSO- d_6): δ 147.8, 147.2, 146.0, 145.2, 135.1, 130.8, 129.9, 129.4, 129.3, 127.0, 121.8, 116.5, 115.6, 115.5, 114.3, 114.0, 56.0, 50.0; IR (neat): 3346, 2923, 2853, 1742, 1614, 1509, 1492, 1454, 1374, 1262, 1223, 1178, 1122, 1031, 941, 801, 637, 594, 509, 528 cm^{-1} ; HRMS (ESI-TOF) m/z calcd for $\text{C}_{20}\text{H}_{20}\text{N}_2\text{O}_2\text{Na}$ $[\text{M} + \text{Na}]^+$ 343.141, found 343.1417.

4,4'-((3,4,5-Trimethoxyphenyl)methylene)dianiline (3h). 86% yield (0.3124 g) as a white solid; mp: 186–188 °C; $R_f = 0.28$ (40% EtOAc/*n*-hexane); $^1\text{H-NMR}$ (400 MHz, DMSO- d_6): δ 6.74 (d, $J = 8.4$ Hz, 4H), 6.47 (d, $J = 8.4$ Hz, 4H), 6.35 (s, 2H) 5.10 (s, 1H), 4.87 (s, 4H), 3.63 (s, 6H), 3.61 (s, 3H); $^{13}\text{C-NMR}$ (100 MHz, DMSO- d_6): δ 152.5, 146.6, 141.5, 135.6, 131.8, 129.3, 113.8, 106.4, 60.0, 55.8, 54.8; IR (neat): 3434, 3347, 3003, 2935, 2836, 1738, 1511, 1230, 1123, 1002 cm^{-1} ; HRMS (ESI-TOF) m/z calcd for $\text{C}_{22}\text{H}_{25}\text{N}_2\text{O}_3$ $[\text{M} + \text{H}]^+$ 365.1860, found 356.1881.

2-((4-Aminophenyl)(3,4,5-trimethoxyphenyl)methyl)aniline (4h). 10% yield (0.0364 g) as a brown solid; mp: 174–176 °C; $R_f = 0.45$ (40% EtOAc/*n*-hexane); $^1\text{H-NMR}$ (400 MHz, DMSO- d_6): δ 6.91 (td, $J = 8.0, 1.6$ Hz, 1H), 6.74 (d, $J = 8.4$ Hz, 2H), 6.64–6.57 (m, 2H), 6.52–6.46 (m, 3H), 6.36 (s, 2H), 5.23 (s, 1H), 4.93 (s, 2H), 4.55 (s, 2H), 6.63 (s, 3H), 3.62 (s, 6H); $^{13}\text{C-NMR}$ (100 MHz, DMSO- d_6): δ 152.6, 146.9, 145.6, 139.6, 135.8, 129.7, 129.5, 128.9, 128.2, 126.7, 116.1, 115.0, 113.9, 106.6, 60.0, 55.8, 50.1; IR (neat): 3430, 3337, 3103, 2934, 2840, 1730, 1522, 1230, 1125, 1002, 975, 775 cm^{-1} ; HRMS (ESI-TOF) m/z calcd for $\text{C}_{22}\text{H}_{25}\text{N}_2\text{O}_3$ $[\text{M} + \text{H}]^+$ 365.1860, found 356.1883.

4,4'-((3,4-Bis(benzyloxy)phenyl)methylene)dianiline (3i). 73% yield (0.3540 g) as a yellow solid; mp: 114–116 °C; $R_f = 0.19$ (30% EtOAc/*n*-hexane); $^1\text{H-NMR}$ (400 MHz, DMSO- d_6): δ 7.44–7.28 (m, 10H), 6.93 (d, $J = 8.4$ Hz, 1H), 6.76 (d, $J = 2.0$ Hz, 1H), 6.66 (d, $J = 8.4$ Hz, 2H), 6.54 (dd, $J = 8.4, 2.0$ Hz, 1H), 6.45 (d, $J = 8.4$ Hz, 2H), 5.06 (s, 3H), 4.98 (s, 2H), 4.86 (s, 4H); $^{13}\text{C-NMR}$ (100 MHz, DMSO- d_6): δ 147.7, 146.5, 136.8, 137.5, 137.2, 132.1, 129.3, 128.4, 128.3, 127.8, 127.7, 127.6, 121.6, 116.0, 114.2, 113.8, 70.2, 54.1; IR (neat): 3433, 3357, 3216, 3029, 2932, 2873, 1739, 1622, 1508, 1261, 1214, 1126, 1003, 745, 696 cm^{-1} ; HRMS (ESI-TOF) m/z calcd for $\text{C}_{33}\text{H}_{31}\text{N}_2\text{O}_2$ $[\text{M} + \text{H}]^+$ 487.2380, found 487.2417.

2-((4-Aminophenyl)(3,4-bis(benzyloxy)phenyl)methyl)aniline (4i). 13% yield (0.0611 g) as a brown oil; $R_f = 0.31$ (30% EtOAc/*n*-hexane); $^1\text{H-NMR}$ (400 MHz, DMSO- d_6): δ 7.45–7.29 (m, 10H), 6.96 (d, $J = 8.4$ Hz, 1H), 6.90 (td, $J = 7.2, 1.6$ Hz, 1H), 6.78 (d, $J = 1.6$ Hz, 1H), 6.67 (d, $J = 8.4$ Hz, 2H), 6.61 (dd, $J = 8.0, 0.8$ Hz, 1H), 6.54 (dd, $J = 8.4, 2.0$ Hz, 1H), 6.50–6.44 (m, 4H), 5.18 (s, 1H), 5.07 (s, 2H), 4.98 (s, 2H), 4.92 (s, 2H), 4.51 (s, 2H); $^{13}\text{C-NMR}$ (100 MHz, DMSO- d_6): δ 147.7, 146.8, 146.8, 145.5, 137.4, 137.1, 136.9, 130.0, 129.5, 129.0, 128.5, 128.4, 128.3, 127.8, 127.8, 127.6, 126.6, 121.8, 116.3, 116.1, 115.1, 114.2, 113.9, 70.3, 70.2, 49.4; IR (neat): 3443, 3350, 3220, 2940, 2932, 2873, 1735, 1621,

1508, 1265, 1214, 1127, 1003, 745, 600, 696 cm^{-1} ; HRMS (ESI-TOF) m/z calcd for $\text{C}_{33}\text{H}_{31}\text{N}_2\text{O}_2$ $[\text{M} + \text{H}]^+$ 487.2380, found 487.2414.

4,4'-(Pyridin-2-ylmethylene)dianiline (3j). 75% yield (0.2065 g) as an orange solid; mp: 165–170 °C; $R_f = 0.31$ (40% EtOAc/*n*-hexane); $^1\text{H-NMR}$ (400 MHz, DMSO- d_6): δ 8.46 (ddd, $J = 4.8, 1.6, 0.8$ Hz, 1H), 7.66 (td, $J = 8.0, 2.0$ Hz, 1H), 7.16 (ddd, $J = 7.6, 4.8, 1.2$ Hz, 1H), 7.11 (d, $J = 8.0$ Hz, 1H), 6.78 (d, $J = 8.4$ Hz, 4H), 6.46 (d, $J = 8.4$ Hz, 4H), 5.24 (s, 1H), 4.88 (s, 4H); $^{13}\text{C-NMR}$ (100 MHz, DMSO- d_6): δ 164.4, 148.8, 146.6, 136.3, 131.0, 129.4, 123.1, 121.1, 113.7, 57.1; IR (neat): 3425, 3321, 3200, 3004, 2923, 2881, 1890, 1623, 1588, 1568, 1513, 1434, 1295, 1176, 871, 757 cm^{-1} ; HRMS (ESI-TOF) m/z calcd for $\text{C}_{18}\text{H}_{18}\text{N}_3$ $[\text{M} + \text{H}]^+$ 276.1495, found 276.1496.

4,4'-((2-Bromopyridin-3-yl)methylene)dianiline (3k). 71% yield (0.2532 g) as a yellow solid; mp: 170–172 °C; $R_f = 0.29$ (40% EtOAc/*n*-hexane); $^1\text{H-NMR}$ (400 MHz, DMSO- d_6): δ 8.21 (dd, $J = 4.8, 2.0$ Hz, 1H), 7.36 (dd, $J = 7.6, 4.4$ Hz, 1H), 7.30 (dd, $J = 8.0, 2.0$ Hz, 1H), 6.66 (d, $J = 8.4$ Hz, 4H), 6.48 (d, $J = 8.4$ Hz, 4H), 5.41 (s, 1H), 4.97 (s, 4H); $^{13}\text{C-NMR}$ (100 MHz, DMSO- d_6): δ 147.7, 147.1, 144.3, 141.9, 139.2, 129.6, 129.2, 123.3, 114.0, 53.4; IR (neat): 3467, 3378, 3352, 3039, 2997, 2920, 1613, 1550, 1512, 1391, 1178, 1049, 799, 570 cm^{-1} ; HRMS (ESI-TOF) m/z calcd for $\text{C}_{18}\text{H}_{17}\text{BrN}_3$ $[\text{M} + \text{H}]^+$ 354.0600, found 354.0600.

4-(5,10-Dihydrobenzo[b][1,8]naphthyridine-5-yl)aniline (4k). 10% yield (0.0283 g) as a yellow solid; mp: 164–168 °C; $R_f = 0.39$ (40% EtOAc/*n*-hexane); $^1\text{H-NMR}$ (400 MHz, DMSO- d_6): δ 9.39 (s, 1H), 7.97 (d, $J = 1.6$ Hz, 1H), 7.36 (dd, $J = 8.0, 1.6$ Hz, 1H), 7.07 (td, $J = 8.4, 1.6$ Hz, 1H), 7.02–6.97 (m, 2H), 6.80–6.73 (m, 4H), 6.41 (d, $J = 8.4$ Hz, 2H), 5.14 (s, 1H), 4.88 (s, 2H); $^{13}\text{C-NMR}$ (100 MHz, DMSO- d_6): δ 151.6, 147.0, 146.0, 138.8, 136.8, 135.1, 129.0, 127.8, 127.0, 123.4, 120.6, 118.9, 116.2, 114.4, 113.9, 45.4; IR (neat): 3373, 3179, 3097, 3010, 2922, 2852, 1737, 1580, 1608, 1510, 1496, 1445, 1270, 1177, 1124, 1096, 808, 738, 512, 406 cm^{-1} ; HRMS (ESI-TOF) m/z calcd for $\text{C}_{18}\text{H}_{16}\text{N}_3$ $[\text{M} + \text{H}]^+$ 274.1339, found 274.1343.

4,4'-(Naphthalen-1-ylmethylene)dianiline (3l).^{6c,9d} CAS number 1132762-70-9; 66% yield (0.2151 g) as a yellow solid; mp: 210–212 °C; $R_f = 0.38$ (40% EtOAc/*n*-hexane); $^1\text{H-NMR}$ (400 MHz, DMSO- d_6): δ 8.03 (d, $J = 8.0$ Hz, 1H), 7.88 (d, $J = 7.6$ Hz, 1H), 7.75 (d, $J = 8.4$ Hz, 1H), 7.46–7.36 (m, 3H), 6.92 (d, $J = 6.8$ Hz, 1H), 6.72 (d, $J = 8.4$ Hz, 4H), 6.46 (d, $J = 8.4$ Hz, 4H), 5.94 (s, 1H), 4.88 (s, 4H); $^{13}\text{C-NMR}$ (100 MHz, DMSO- d_6): δ 146.6, 141.7, 133.6, 131.6, 131.4, 129.6, 128.5, 126.54, 126.53, 125.8, 125.4, 125.2, 124.5, 113.9, 50.8; IR (neat): 3438, 3415, 3339, 3211, 2924, 1611, 1508, 1268, 1177, 787, 573, 501 cm^{-1} .

2-((4-Aminophenyl)(naphthalen-1-yl)methyl)aniline (4l). 14% yield (0.0452 g) as a white solid; mp: 154–156 °C; $R_f = 0.53$ (40% EtOAc/*n*-hexane); $^1\text{H-NMR}$ (400 MHz, DMSO- d_6): δ 7.90 (d, $J = 8.0$ Hz, 2H), 7.78 (d, $J = 8.0$ Hz, 1H), 7.47–7.37 (m, 3H), 6.93–88 (m, 2H), 6.79 (d, $J = 8.4$ Hz, 2H), 6.69 (d, $J = 7.6$ Hz, 1H), 6.51 (d, $J = 8.4$ Hz, 2H), 6.44–6.38 (m, 2H), 5.99 (s, 1H), 4.95 (s, 2H), 4.66 (s, 2H); $^{13}\text{C-NMR}$ (100 MHz, DMSO- d_6): δ 147.0, 145.3, 140.4, 133.6, 131.5, 130.0, 129.1, 129.0, 128.5, 128.1, 126.8, 126.7, 126.2, 125.9, 125.5, 125.2, 124.4, 116.2, 115.3, 114.0, 46.1; IR (neat): 3461, 3424, 3371, 3031, 2923, 2853, 1736, 1620, 1513, 1493, 1454, 1392, 1277,



1246, 1182, 838, 794, 749, 506, 411 cm^{-1} ; HRMS (ESI-TOF) m/z calcd for $\text{C}_{23}\text{H}_{21}\text{N}_2$ $[\text{M} + \text{H}]^+$ 325.1699, found 325.1705.

4,4'-(Phenylmethylene)bis(2-methoxyaniline) (3m).^{9a} CAS number 6259-05-8; 83% yield (0.2757 g) as a brown solid; mp: 134–136 °C; $R_f = 0.33$ (30% EtOAc/*n*-hexane); $^1\text{H-NMR}$ (400 MHz, DMSO- d_6): δ 7.25 (t, $J = 7.6$ Hz, 2H), 7.15 (t, $J = 7.6$ Hz, 1H), 7.08 (d, $J = 7.2$ Hz, 2H), 6.57 (d, $J = 1.6$ Hz, 2H), 6.54 (d, $J = 8.0$ Hz, 2H), 6.37 (dd, $J = 8.0, 1.6$ Hz, 2H), 5.25 (s, 1H), 4.55 (s, 4H), 3.63 (s, 6H); $^{13}\text{C-NMR}$ (100 MHz, DMSO- d_6): δ 146.2, 145.6, 135.6, 132.6, 128.9, 128.0, 125.7, 121.3, 113.5, 111.6, 55.3, 55.2; IR (neat): 3470, 3373, 3005, 2970, 2938, 2856, 1737, 1616, 1515, 1279, 1227, 1149, 1032, 740, 706 cm^{-1} .

4-((2-Amino-3-methoxyphenyl)(phenyl)methyl)-2-methoxyaniline (4m). 9% yield (0.0287 g) as a brown solid; mp: 128–130 °C; $R_f = 0.43$ (30% EtOAc/*n*-hexane); $^1\text{H-NMR}$ (400 MHz, DMSO- d_6): δ 7.27 (t, $J = 7.2$ Hz, 2H), 7.18 (t, $J = 7.2$ Hz, 1H), 7.06 (d, $J = 7.4$ Hz, 2H), 6.71 (dd, $J = 8.0, 0.8$ Hz, 1H), 6.57 (d, $J = 2.0$ Hz, 1H), 6.53 (d, $J = 7.6$ Hz, 1H), 6.49 (t, $J = 7.6$ Hz, 1H), 6.32 (dd, $J = 8.0, 2.0$ Hz, 1H), 6.23 (dd, $J = 8.0, 0.8$ Hz, 1H), 5.39 (s, 1H), 4.58 (s, 2H), 4.20 (s, 2H), 3.75 (s, 3H), 3.62 (s, 3H); $^{13}\text{C-NMR}$ (100 MHz, DMSO- d_6): δ 146.6, 146.3, 143.8, 135.9, 134.4, 130.6, 129.1, 128.6, 128.1, 126.0, 121.5, 121.4, 115.7, 113.6, 111.8, 108.4, 55.4, 55.2, 50.3; IR (neat): 3428, 3036, 2923, 2855, 1618, 1512, 1483, 1455, 1176, 1073, 1010, 780, 743, 423 cm^{-1} ; HRMS (ESI-TOF) m/z calcd for $\text{C}_{21}\text{H}_{23}\text{N}_2\text{O}_2$ $[\text{M} + \text{H}]^+$ 335.1754, found 335.1757.

4,4'-((4-Nitrophenyl)methylene)bis(2-methoxyaniline) (3n).^{13b} CAS number 1429648-38-3; 89% yield (0.3373 g) as a brown solid; mp: 82–84 °C; $R_f = 0.26$ (30% EtOAc/*n*-hexane); $^1\text{H-NMR}$ (400 MHz, DMSO- d_6): δ 8.14 (d, $J = 8.8$ Hz, 2H), 7.35 (d, $J = 8.8$ Hz, 2H), 6.58 (d, $J = 2.0$ Hz, 2H), 6.55 (d, $J = 7.6$ Hz, 2H), 6.37 (dd, $J = 8.0, 1.6$ Hz, 2H), 5.43 (s, 1H), 4.62 (s, 4H), 3.65 (s, 6H); $^{13}\text{C-NMR}$ (100 MHz, DMSO- d_6): δ 153.8, 146.3, 145.6, 136.02, 131.1, 130.0, 123.3, 121.3, 113.5, 111.5, 55.2, 54.9; IR (neat): 3430, 3321, 3210, 2924, 1611, 1508, 1445, 1291, 1121, 1028, 903, 702, 511 cm^{-1} .

4-((2-Amino-3-methoxyphenyl)(4-nitrophenyl)methyl)-2-methoxyaniline (4n). 5% yield (0.0188 g) as a brown oil; $R_f = 0.32$ (30% EtOAc/*n*-hexane); $^1\text{H-NMR}$ (400 MHz, DMSO- d_6): δ 8.15 (d, $J = 8.8$ Hz, 2H), 7.30 (d, $J = 8.8$ Hz, 2H), 6.74 (dd, $J = 8.0, 1.2$ Hz, 1H), 6.58 (d, $J = 1.6$ Hz, 1H), 6.56 (d, $J = 8.0$ Hz, 1H), 6.52 (t, $J = 8.0$ Hz, 1H), 6.31 (dd, $J = 8.0, 2.0$ Hz, 1H), 6.22 (dd, $J = 7.6, 0.8$ Hz, 1H), 5.62 (s, 1H), 4.65 (s, 2H), 4.36 (s, 2H), 3.76 (s, 3H), 3.64 (s, 3H); $^{13}\text{C-NMR}$ (100 MHz, DMSO- d_6): δ 152.3, 146.7, 146.4, 145.8, 136.3, 134.7, 130.2, 129.4, 127.1, 123.3, 121.44, 121.38, 115.8, 113.6, 111.8, 108.7, 55.5, 55.2, 49.8; IR (neat): 3457, 3422, 3053, 2924, 2852, 1592, 1505, 1455, 1335, 1245, 1215, 1093, 1010, 736, 596, 425 cm^{-1} ; HRMS (ESI-TOF) m/z calcd for $\text{C}_{21}\text{H}_{21}\text{N}_3\text{O}_4$ $[\text{M}]^+$ 379.1532, found 379.1533.

4,4'-((4-Methoxyphenyl)methylene)bis(2-methoxyaniline) (3o).^{13d,13e} CAS number 1012062-39-3; 84% yield (0.3077 g) as a brown solid; mp: 128–132 °C; $R_f = 0.30$ (40% EtOAc/*n*-hexane); $^1\text{H-NMR}$ (400 MHz, DMSO- d_6): δ 6.98 (d, $J = 8.8$ Hz, 2H), 6.82 (d, $J = 8.8$ Hz, 2H), 6.54 (d, $J = 1.6$ Hz, 2H), 6.52 (d, $J = 8.0$ Hz, 2H), 6.5 (dd, $J = 8.0, 1.6$ Hz, 2H), 5.18 (s, 1H), 4.53 (s, 4H), 3.70 (s, 3H), 3.63 (s, 6H); $^{13}\text{C-NMR}$ (100 MHz, DMSO- d_6): δ 157.2, 146.2, 137.5, 135.5, 133.0, 129.8, 121.2, 113.5, 113.4, 111.5, 55.2, 54.9,

54.5; IR (neat): 3463, 3422, 3322, 3012, 2958, 2835, 1617, 1506, 1280, 1229, 1029, 742, 631, 579 cm^{-1} .

4-((2-Amino-3-methoxyphenyl)(4-methoxyphenyl)methyl)-2-methoxyaniline (4o). 3% yield (0.0107 g) as a brown oil; $R_f = 0.39$ (40% EtOAc/*n*-hexane); $^1\text{H-NMR}$ (400 MHz, DMSO- d_6): δ 6.96 (d, $J = 8.8$ Hz, 2H), 6.83 (d, $J = 8.8$ Hz, 2H), 6.71 (dd, $J = 8.0, 1.2$ Hz, 1H), 6.55 (d, $J = 1.6$ Hz, 1H), 6.53 (d, $J = 8.0$ Hz, 1H), 6.49 (t, $J = 8.0$ Hz, 1H), 6.30 (dd, $J = 8.0, 2.0$ Hz, 1H), 6.22 (dd, $J = 7.6, 0.8$ Hz, 1H), 5.31 (s, 1H), 4.57 (s, 2H), 4.16 (s, 2H), 3.75 (s, 3H), 3.71 (s, 3H), 3.62 (s, 3H); $^{13}\text{C-NMR}$ (100 MHz, DMSO- d_6): δ 157.5, 146.6, 146.3, 135.8, 135.6, 134.3, 131.0, 129.9, 128.9, 121.4, 121.2, 115.7, 113.5, 111.7, 108.3, 55.4, 55.2, 55.0, 49.5; IR (neat): 3444, 3363, 2927, 2835, 1609, 1508, 1477, 1243, 1032 cm^{-1} ; HRMS (ESI-TOF) m/z calcd for $\text{C}_{22}\text{H}_{25}\text{N}_2\text{O}_3$ $[\text{M} + \text{H}]^+$ 365.1860, found 365.1860.

4-(Bis(4-amino-3-methoxyphenyl)methyl)-2-methoxyphenol (3p). 91% yield (0.03462 g) as a black solid; mp: 138–140 °C; $R_f = 0.25$ (50% EtOAc/*n*-hexane); $^1\text{H-NMR}$ (400 MHz, DMSO- d_6): δ 8.73 (s, 1H), 6.67–6.65 (m, 2H), 6.55 (d, $J = 1.6$ Hz, 2H), 6.52 (d, $J = 8.0$ Hz, 2H), 6.44 (dd, $J = 8.4, 2.0$ Hz, 1H), 6.37 (dd, $J = 8.0, 1.6$ Hz, 2H), 5.13 (s, 1H), 4.52 (brs, 4H), 3.64 (s, 9H); $^{13}\text{C-NMR}$ (100 MHz, DMSO- d_6): δ 147.1, 146.1, 144.5, 136.4, 135.4, 133.2, 121.2, 115.0, 113.4, 113.3, 111.5, 55.6, 55.2, 54.9; IR (neat): 3749, 3370, 2939, 2838, 1737, 1592, 1512, 1217, 1029 cm^{-1} ; HRMS (ESI-TOF) m/z calcd for $\text{C}_{22}\text{H}_{25}\text{N}_2\text{O}_4$ $[\text{M} + \text{H}]^+$ 381.1809, found 381.1809.

4-((2-Amino-3-methoxyphenyl)(4-amino-3-methoxyphenyl)methyl)-2-methoxyphenol (4p). 8% yield (0.0302 g) as a brown solid; mp: 128–130 °C; $R_f = 0.31$ (50% EtOAc/*n*-hexane); $^1\text{H-NMR}$ (400 MHz, DMSO- d_6): δ 8.78 (s, 1H), 6.71–6.65 (m, 3H), 6.55–6.47 (m, 3H), 6.39 (d, $J = 8.4$ Hz, 1H), 6.32 (d, $J = 8.0$ Hz, 1H), 6.25 (d, $J = 7.6$ Hz, 1H), 5.24 (s, 1H), 4.56 (s, 2H), 4.13 (s, 2H), 3.75 (s, 3H), 3.64 (s, 3H), 3.63 (s, 3H); $^{13}\text{C-NMR}$ (100 MHz, DMSO- d_6): δ 147.3, 146.6, 146.3, 144.8, 135.8, 134.5, 134.3, 131.2, 129.2, 121.5, 121.3, 115.8, 115.1, 113.6, 111.8, 108.3, 55.6, 55.5, 55.2, 50.1; IR (neat): 3747, 3470, 2839, 2838, 1737, 1592, 1512, 1217, 1029, 952, 847, 554, 447 cm^{-1} ; HRMS (ESI-TOF) m/z calcd for $\text{C}_{22}\text{H}_{25}\text{N}_2\text{O}_4$ $[\text{M} + \text{H}]^+$ 381.1809, found 381.1805.

5,5'-((4-Nitrophenyl)methylene)bis(2-aminophenol) (3q). 95% yield (0.3354 g) as a brown solid; mp: 154–156 °C; $R_f = 0.40$ (50% EtOAc/*n*-hexane); $^1\text{H-NMR}$ (400 MHz, DMSO- d_6): δ 8.91 (s, 2H), 8.15 (d, $J = 8.8$ Hz, 2H), 7.32 (d, $J = 8.8$ Hz, 2H), 6.50 (d, $J = 7.6$ Hz, 2H), 6.38 (d, $J = 2.0$ Hz, 2H), 6.26 (dd, $J = 8.0, 2.0$ Hz, 2H), 5.28 (s, 1H), 4.43 (s, 4H); $^{13}\text{C-NMR}$ (100 MHz, DMSO- d_6): δ 154.1, 145.6, 143.9, 134.9, 131.6, 130.1, 123.3, 121.2, 120.1, 117.9, 115.3, 114.2, 54.5; IR (neat): 3374, 3297, 3045, 2703, 2587, 1592, 1441, 1507, 1348, 1201, 1134 cm^{-1} ; HRMS (ESI-TOF) m/z calcd for $\text{C}_{19}\text{H}_{18}\text{N}_3\text{O}_4$ $[\text{M} + \text{H}]^+$ 352.1292, found 352.1292.

4,4'-((4-Nitrophenyl)methylene)bis(2-bromoaniline) (3r). 94% yield (0.4528 g) as a yellow solid; mp: 128–130 °C; $R_f = 0.27$ (30% EtOAc/*n*-hexane); $^1\text{H-NMR}$ (400 MHz, DMSO- d_6): δ 8.16 (d, $J = 8.8$ Hz, 2H), 7.34 (d, $J = 8.4$ Hz, 2H), 7.03 (d, $J = 2.0$ Hz, 2H), 6.79 (d, $J = 8.4, 2.0$ Hz, 2H), 6.74 (d, $J = 8.4$ Hz, 2H), 5.48 (s, 1H), 5.27 (s, 4H); $^{13}\text{C-NMR}$ (100 MHz, DMSO- d_6): δ 152.4, 145.9, 144.4, 132.2, 131.9, 130.0, 128.9, 123.6, 115.5, 107.4, 52.9; IR (neat): 3464, 3371, 3207, 2926, 1616, 1497, 1342, 1309, 1243, 1157, 1108,



1035, 853, 810, 699, 672, 564, 413 cm^{-1} ; HRMS (ESI-TOF) m/z calcd for $\text{C}_{19}\text{H}_{16}\text{Br}_2\text{N}_3\text{O}_2$ $[\text{M} + \text{H}]^+$ 475.9604, found 475.9604.

4-((2-Amino-3-bromophenyl)(4-nitrophenyl)methyl)-2-bromoaniline (4r). 5% yield (0.0259 g) as a yellow solid; mp: 118–120 °C; $R_f = 0.30$ (30% EtOAc/*n*-hexane); $^1\text{H-NMR}$ (400 MHz, DMSO- d_6): δ 8.18 (d, $J = 8.8$ Hz, 2H), 7.32 (dd, $J = 7.6, 1.6$ Hz, 1H), 7.29 (d, $J = 9.2$ Hz, 2H), 7.02 (brs, 1H), 6.76 (d, $J = 0.8$ Hz, 2H), 6.54 (dd, $J = 8.0, 2.0$ Hz, 1H), 6.49 (t, $J = 8.0$ Hz, 1H), 5.76 (s, 1H), 5.30 (s, 2H), 5.00 (s, 2H); $^{13}\text{C-NMR}$ (100 MHz, DMSO- d_6): δ 151.1, 146.1, 144.7, 124.8, 132.4, 130.9, 130.2, 130.0, 129.2, 128.7, 128.2, 123.6, 117.4, 115.5, 109.2, 107.4, 49.2; IR (neat): 3461, 3410, 3370, 3340, 2958, 2924, 2852, 1742, 1616, 1510, 1496, 1441, 1344, 1276, 1253, 855, 825, 767, 749 cm^{-1} ; HRMS (ESI-TOF) m/z calcd for $\text{C}_{19}\text{H}_{16}\text{Br}_2\text{N}_3\text{O}_2$ $[\text{M} + \text{H}]^+$ 475.9604, found 475.9605.

4,4'-((4-Nitrophenyl)methylene)bis(2-fluoroaniline) (3s). 93% yield (0.3305 g) as a yellow solid; mp: 120–122 °C; $R_f = 0.17$ (20% EtOAc/*n*-hexane); $^1\text{H-NMR}$ (400 MHz, DMSO- d_6): δ 8.15 (d, $J = 8.8$ Hz, 2H), 7.34 (d, $J = 8.8$ Hz, 2H), 6.73–6.65 (m, 4H), 6.61 (dd, $J = 8.4, 2.0$ Hz, 2H), 5.46 (s, 1H), 5.06 (s, 4H); $^{13}\text{C-NMR}$ (100 MHz, DMSO- d_6): δ 152.7, 150.4 (d, $^1J_{\text{C-F}} = 236.0$ Hz), 145.9, 134.9 (d, $^2J_{\text{C-F}} = 13.0$ Hz), 130.9 (d, $^3J_{\text{C-F}} = 5.0$ Hz), 130.0, 124.9 (d, $^4J_{\text{C-F}} = 2.0$ Hz), 123.5, 116.2 (d, $^3J_{\text{C-F}} = 5.0$ Hz), 115.3 (d, $^2J_{\text{C-F}} = 19.0$ Hz), 53.4; IR (neat): 3428, 3380, 2923, 2885, 1618, 1512, 1483, 1455, 1315, 1274, 1227, 1176, 1010, 806, 780, 743, 549, 485, 423 cm^{-1} ; HRMS (ESI-TOF) m/z calcd for $\text{C}_{19}\text{H}_{16}\text{F}_2\text{N}_3\text{O}_2$ $[\text{M} + \text{H}]^+$ 356.1205, found 356.1207.

4-((2-Amino-3-fluorophenyl)(4-nitrophenyl)methyl)-2-fluoroaniline (4s). 6% yield (0.0210 g) as a yellow solid; mp: 114–116 °C; $R_f = 0.27$ (20% EtOAc/*n*-hexane); $^1\text{H-NMR}$ (400 MHz, DMSO- d_6): δ 8.17 (d, $J = 9.2$ Hz, 2H), 7.30 (d, $J = 8.4$ Hz, 2H), 6.94 (ddd, $J = 11.2, 8.0, 1.2$ Hz, 1H), 6.72 (t, $J = 8.0$ Hz, 1H), 6.64 (dd, $J = 12.4, 1.6$ Hz, 1H), 6.59 (dd, $J = 8.0, 2.0$ Hz, 1H), 6.50 (td, $J = 8.0, 5.6$ Hz, 1H), 6.39 (d, $J = 7.6$ Hz, 1H), 5.74 (s, 1H), 5.10 (s, 2H), 4.86 (s, 2H); $^{13}\text{C-NMR}$ (100 MHz, DMSO- d_6): δ 151.8, 151.5 (d, $^1J_{\text{C-F}} = 235.0$ Hz), 150.9 (d, $^1J_{\text{C-F}} = 236.0$ Hz), 146.5, 135.5 (d, $^2J_{\text{C-F}} = 13.0$ Hz), 134.4 (d, $^2J_{\text{C-F}} = 12.0$ Hz), 130.6, 129.5 (d, $^3J_{\text{C-F}} = 5.0$ Hz), 129.5 (d, $^4J_{\text{C-F}} = 2.0$ Hz), 125.6 (d, $^3J_{\text{C-F}} = 3.0$ Hz), 125.2 (d, $^4J_{\text{C-F}} = 2.0$ Hz), 123.91, 116.7 (d, $^3J_{\text{C-F}} = 5.0$ Hz), 116.0 (d, $^2J_{\text{C-F}} = 18.0$ Hz), 115.9 (d, $^3J_{\text{C-F}} = 7.0$ Hz), 113.5 (d, $^2J_{\text{C-F}} = 18.0$ Hz), 49.0; IR (neat): 3444, 3310, 2974, 9875, 1650, 1510, 1420, 1311, 1201, 1110, 874, 854, 700, 654, 542 cm^{-1} ; HRMS (ESI-TOF) m/z calcd for $\text{C}_{19}\text{H}_{16}\text{F}_2\text{N}_3\text{O}_2$ $[\text{M} + \text{H}]^+$ 356.1205, found 356.1205.

4,4'-((Phenylmethylene)bis(2-nitroaniline) (3t). 94% yield (0.3430 g) as a yellow solid; mp: 160–162 °C; $R_f = 0.23$ (30% EtOAc/*n*-hexane); $^1\text{H-NMR}$ (400 MHz, DMSO- d_6): δ 7.62 (d, $J = 2.0$ Hz, 2H), 7.43 (brs, 4H), 7.33 (t, $J = 7.2$ Hz, 2H), 7.24 (t, $J = 7.6$ Hz, 1H), 7.20 (dd, $J = 8.8, 2.0$ Hz, 2H), 7.13 (d, $J = 7.2$ Hz, 2H), 6.99 (d, $J = 8.8$ Hz, 2H), 5.47 (s, 1H); $^{13}\text{C-NMR}$ (100 MHz, DMSO- d_6): δ 145.1, 142.9, 136.8, 130.8, 129.7, 128.9, 128.7, 126.6, 124.6, 119.8, 52.9; IR (neat): 3415, 3335, 3205, 3011, 1620, 1511, 1313, 1244, 1080, 745, 521 cm^{-1} ; HRMS (ESI-TOF) m/z calcd for $\text{C}_{19}\text{H}_{17}\text{N}_4\text{O}_4$ $[\text{M} + \text{H}]^+$ 365.1244, found 365.1244.

4-((2-Amino-3-nitrophenyl)(phenyl)methyl)-2-nitroaniline (4t). 6% yield (0.0240 g) as an orange solid; mp: 88–90 °C; $R_f = 0.30$ (30% EtOAc/*n*-hexane); $^1\text{H-NMR}$ (400 MHz, DMSO- d_6): δ 7.97 (d, $J = 8.8, 1.6$ Hz, 1H), 7.58 (d, $J = 2.0$ Hz, 1H), 7.45 (brs, 2H), 7.34 (t, $J = 7.2$ Hz, 2H), 7.26 (t, $J = 7.2$ Hz, 1H), 7.15 (dd, $J = 8.8, 2.4$ Hz,

1H), 7.11–7.06 (m, 4H), 7.50 (d, $J = 8.8$ Hz, 1H), 6.91 (dd, $J = 7.2, 1.2$ Hz, 1H), 6.64 (dd, $J = 8.4, 7.2$ Hz, 1H), 5.78 (s, 1H); $^{13}\text{C-NMR}$ (100 MHz, DMSO- d_6): δ 145.3, 143.5, 141.5, 137.0, 136.1, 131.9, 131.5, 129.8, 129.1, 128.9, 128.7, 127.0, 124.8, 124.5, 119.8, 115.1, 48.1; IR (neat): 3447, 3334, 3207, 3015, 1640, 1538, 1315, 1249, 1080, 740, 647, 501, 478, 324 cm^{-1} ; HRMS (ESI-TOF) m/z calcd for $\text{C}_{19}\text{H}_{17}\text{N}_4\text{O}_4$ $[\text{M} + \text{H}]^+$ 365.1244, found 365.1236.

4,4'-((Pyridin-2-ylmethylene)bis(2-methoxyaniline) (3u). 87% yield (0.2924 g) as a brown solid; mp: 124–126 °C; $R_f = 0.32$ (60% EtOAc/*n*-hexane); $^1\text{H-NMR}$ (400 MHz, DMSO- d_6): δ 8.48 (dd, $J = 4.8, 0.8$ Hz, 1H), 7.67 (td, $J = 7.6, 1.6$ Hz, 1H), 7.18–7.14 (m, 2H), 6.65 (d, $J = 1.6$ Hz, 2H), 6.54 (d, $J = 7.6$ Hz, 2H), 6.45 (dd, $J = 8.0, 1.6$ Hz, 2H), 5.33 (s, 1H), 4.56 (brs, 4H), 3.64 (s, 6H); $^{13}\text{C-NMR}$ (100 MHz, DMSO- d_6): δ 164.2, 148.8, 146.2, 136.4, 135.7, 131.7, 123.2, 121.3, 121.2, 113.5, 111.6, 51.8, 55.2; IR (neat): 3443, 3351, 2949, 1739, 1513, 1231, 1030, 756, 627 cm^{-1} ; HRMS (ESI-TOF) m/z calcd for $\text{C}_{20}\text{H}_{21}\text{N}_3\text{O}_2$ $[\text{M}]^+$ 335.1634, found 335.1633.

4,4'-((4-Nitrophenyl)methylene)bis(3-methoxyaniline) (3v). 62% yield (0.2356 g) as a yellow solid; mp: 164–166 °C; $R_f = 0.26$ (50% EtOAc/*n*-hexane); $^1\text{H-NMR}$ (400 MHz, DMSO- d_6): δ 8.07 (d, $J = 8.8$ Hz, 2H), 7.15 (d, $J = 8.4$ Hz, 2H), 6.32 (d, $J = 8.4$ Hz, 2H), 6.22 (d, $J = 2.0$ Hz, 2H), 6.05 (dd, $J = 8.0, 2.0$ Hz, 2H), 5.83 (s, 1H), 4.99 (brs, 4H), 3.55 (s, 6H); $^{13}\text{C-NMR}$ (100 MHz, DMSO- d_6): δ 157.3, 154.9, 148.6, 145.3, 130.0, 129.6, 123.0, 118.1, 105.6, 97.8, 55.1, 41.5; IR (neat): 3412, 3310, 3210, 2935, 2833, 1736, 1611, 1504, 1341, 1204, 1039 cm^{-1} ; HRMS (ESI-TOF) m/z calcd for $\text{C}_{21}\text{H}_{22}\text{N}_3\text{O}_4$ $[\text{M} + \text{H}]^+$ 380.1605, found 380.1603.

2-((4-Amino-2-methoxyphenyl)(4-nitrophenyl)methyl)-5-methoxyaniline (4v). 26% yield (0.0988 g) as a yellow solid; mp: 88–90 °C; $R_f = 0.32$ (50% EtOAc/*n*-hexane); $^1\text{H-NMR}$ (400 MHz, DMSO- d_6): δ 8.12 (d, $J = 8.8$ Hz, 2H), 7.22 (d, $J = 8.8$ Hz, 2H), 6.33 (d, $J = 8.0$ Hz, 1H), 6.30 (d, $J = 8.8$ Hz, 1H), 6.25 (d, $J = 2.4$ Hz, 2H), 6.08–6.05 (m, 2H), 5.58 (s, 1H), 5.06 (brs, 2H), 4.57 (brs, 2H), 3.63 (s, 3H), 3.59 (s, 3H); $^{13}\text{C-NMR}$ (100 MHz, DMSO- d_6): δ 158.6, 157.4, 153.0, 149.0, 146.7, 145.7, 130.1, 129.8, 129.6, 123.1, 119.5, 116.5, 105.8, 101.8, 100.5, 97.6, 55.1, 54.6, 42.8; IR (neat): 3444, 3366, 2936, 2834, 1610, 1505, 1463, 1341, 1205, 1172, 1030, 829, 744, 570 cm^{-1} ; HRMS (ESI-TOF) m/z calcd for $\text{C}_{21}\text{H}_{22}\text{N}_3\text{O}_4$ $[\text{M} + \text{H}]^+$ 380.1605, found 380.1605.

4,4'-((4-Nitrophenyl)methylene)bis(3-bromoaniline) (3w). 77% yield (0.3667 g) as a yellow solid; mp: 198–200 °C; $R_f = 0.17$ (30% EtOAc/*n*-hexane); $^1\text{H-NMR}$ (400 MHz, DMSO- d_6): δ 8.16 (d, $J = 8.8$ Hz, 2H), 7.20 (d, $J = 8.4$ Hz, 2H), 6.84 (d, $J = 2.4$ Hz, 2H), 6.49 (dd, $J = 8.4, 2.4$ Hz, 2H), 6.40 (d, $J = 8.4$ Hz, 2H), 5.85 (s, 1H), 5.35 (brs, 4H); $^{13}\text{C-NMR}$ (100 MHz, DMSO- d_6): δ 151.3, 149.0, 146.0, 130.8, 130.3, 127.2, 125.0, 123.6, 117.5, 113.1, 53.5; IR (neat): 3471, 3413, 3375, 3317, 3216, 1625, 1601, 1508, 1487, 1344, 1262, 1026, 867, 816, 741, 696 cm^{-1} ; HRMS (ESI-TOF) m/z calcd for $\text{C}_{19}\text{H}_{16}\text{Br}_2\text{N}_3\text{O}_2$ $[\text{M} + \text{H}]^+$ 475.9604, found 475.9595.

6,6'-((4-Nitrophenyl)methylene)bis(3,4-dimethoxyaniline) (3x). 96% yield (0.4242 g) as a brown solid; mp: 184–186 °C; $R_f = 0.47$ (100% EtOAc); $^1\text{H-NMR}$ (400 MHz, DMSO- d_6): δ 8.17 (d, $J = 8.8$ Hz, 2H), 7.31 (d, $J = 8.8$ Hz, 2H), 6.40 (s, 2H), 6.16 (s, 2H), 5.51 (s, 1H), 4.49 (brs, 4H), 3.68 (s, 6H), 3.44 (s, 6H); $^{13}\text{C-NMR}$ (100 MHz, DMSO- d_6): δ 151.6, 148.9, 145.9, 140.8, 140.09, 140.08, 130.3, 123.2, 116.8, 115.6, 100.98, 100.96, 57.0, 55.2, 44.1; IR (neat): 3463, 3422, 3322, 3012, 2958, 2835, 1617, 1506, 1280, 1229, 1029, 742, 631, 579 cm^{-1} ;



HRMS (ESI-TOF) m/z calcd for $C_{23}H_{26}N_3O_6$ $[M + H]^+$ 440.1816, found 440.1817.

4,4'-((4-Nitrophenyl)methylene)bis(2,6-diisopropylaniline) (3y).^{6p,6q} CAS number 870633-59-3; 46% yield (0.2230 g) as a brown oil; $R_f = 0.33$ (10% EtOAc/*n*-hexane); 1H -NMR (400 MHz, DMSO- d_6): δ 8.13 (d, $J = 8.8$ Hz, 2H), 7.31 (d, $J = 8.4$ Hz, 2H), 6.70 (s, 4H), 5.35 (s, 1H), 4.47 (brs, 4H), 3.03–2.90 (m, 4H), 1.06 (d, $J = 6.8$ Hz, 12H), 1.05 (d, $J = 6.8$ Hz, 12H); ^{13}C -NMR (100 MHz, DMSO- d_6): δ 155.1, 145.4, 139.8, 131.2, 130.8, 129.8, 123.2, 122.9, 55.5, 26.7, 22.7, 22.5; IR (neat): 3397, 2959, 2927, 2869, 1622, 1588, 1520, 1462, 1441, 1342, 1310, 1260, 1213, 1185, 1158, 1067, 1013, 993, 970, 855, 848, 748, 725, 725, 527, 469 cm^{-1} .

4,4'-(Phenylmethylene)bis(*N*-methylaniline) (3aa).^{1a,4j,4k} CAS number 3808-38-6; 83% yield (0.2502 g) as a yellow oil; $R_f = 0.39$ (20% EtOAc/*n*-hexane); 1H -NMR (400 MHz, DMSO- d_6): δ 7.25 (t, $J = 7.2$ Hz, 2H), 7.14 (t, $J = 7.2$ Hz, 1H), 7.06 (d, $J = 7.2$ Hz, 2H), 6.80 (d, $J = 8.4$ Hz, 4H), 6.44 (d, $J = 8.4$ Hz, 4H), 5.45 (q, $J = 5.2$ Hz, 2H), 5.22 (s, 1H), 2.62 (d, $J = 4.8$ Hz, 6H); ^{13}C -NMR (100 MHz, DMSO- d_6): δ 148.1, 145.8, 131.7, 129.4, 128.9, 128.0, 125.6, 111.5, 54.6, 29.9; IR (neat): 3412, 2926, 2880, 2812, 1736, 1612, 1509, 1341, 803 cm^{-1} .

***N*-Methyl-2-((4-(methylamino)phenyl)(phenyl)methyl)aniline (4aa).** 9% yield (0.0260 g) as a brown solid; mp: 128–130 °C; $R_f = 0.55$ (20% EtOAc/*n*-hexane); 1H -NMR (400 MHz, DMSO- d_6): δ 7.26 (t, $J = 7.2$ Hz, 2H), 7.17 (t, $J = 7.2$ Hz, 1H), 7.09–7.00 (m, 3H), 6.76 (d, $J = 8.4$ Hz, 2H), 6.57–6.47 (m, 3H), 6.45 (d, $J = 8.4$ Hz, 2H), 5.50 (q, $J = 5.2$ Hz, 1H), 5.40 (s, 1H), 4.70 (q, $J = 4.8$ Hz, 1H), 2.64 (d, $J = 4.8$ Hz, 3H), 2.63 (d, $J = 4.8$ Hz, 3H); ^{13}C -NMR (100 MHz, DMSO- d_6): δ 148.3, 146.6, 144.1, 129.65, 129.58, 129.1, 129.0, 128.5, 128.1, 127.0, 125.9, 115.4, 111.5, 109.4, 49.1, 30.3, 29.8; IR (neat): 3407, 3019, 2877, 2810, 1883, 1736, 1612, 1515, 1316, 1262, 1179, 1151, 1106, 1059, 806, 747, 535 cm^{-1} ; HRMS (ESI-TOF) m/z calcd for $C_{21}H_{23}N_2$ $[M + H]^+$ 303.1856, found 303.1855.

4,4'-((4-Nitrophenyl)methylene)bis(*N*-methylaniline) (3ab). 89% yield (0.3090 g) as a viscous brown oil; $R_f = 0.39$ (20% EtOAc/*n*-hexane); 1H -NMR (400 MHz, DMSO- d_6): δ 8.14 (d, $J = 8.8$ Hz, 2H), 7.32 (d, $J = 8.8$ Hz, 2H), 6.81 (d, $J = 8.4$ Hz, 4H), 6.46 (d, $J = 8.4$ Hz, 4H), 5.54 (q, $J = 5.2$ Hz, 2H), 5.40 (s, 1H), 2.63 (d, $J = 5.2$ Hz, 6H); ^{13}C -NMR (100 MHz, DMSO- d_6): δ 154.1, 148.4, 145.6, 130.2, 130.0, 129.4, 123.3, 111.6, 54.2, 29.8; IR (neat): 3412, 2926, 2880, 2812, 1736, 1612, 1509, 1341, 803 cm^{-1} ; HRMS (ESI-TOF) m/z $C_{21}H_{22}N_3O_2$ $[M + H]^+$ calcd 348.1707, found 348.1707.

***N*-Methyl-2-((4-(methylamino)phenyl)(4-nitrophenyl)methyl)aniline (4ab).** 7% yield (0.0251 g) as a yellow solid; mp: 130–132 °C; $R_f = 0.52$ (20% EtOAc/*n*-hexane); 1H -NMR (400 MHz, DMSO- d_6): δ 8.14 (d, $J = 8.8$ Hz, 2H), 7.26 (d, $J = 8.8$ Hz, 2H), 7.11–7.06 (m, 1H), 6.76 (d, $J = 8.4$ Hz, 2H), 6.56–6.52 (m, 3H), 6.47 (d, $J = 8.4$ Hz, 2H), 5.61 (s, 1H), 5.58 (q, $J = 5.2$ Hz, 1H), 4.93 (q, $J = 4.8$ Hz, 1H), 2.64 (d, $J = 4.8$ Hz, 3H), 2.63 (d, $J = 5.2$ Hz, 3H); ^{13}C -NMR (100 MHz, DMSO- d_6): δ 152.5, 148.6, 146.7, 145.5, 130.2, 129.7, 128.9, 128.3, 127.5, 127.2, 123.2, 115.5, 111.6, 109.6, 48.8, 30.3, 29.7; IR (neat): 3434, 2936, 2881, 2811, 1736, 1610, 1509, 1341, 803, 751, 665 cm^{-1} ; HRMS (ESI-TOF) m/z calcd for $C_{21}H_{22}N_3O_2$ $[M + H]^+$ 348.1707, found 348.1704.

4,4'-((4-Methoxyphenyl)methylene)bis(*N*-methylaniline) (3ac).^{1a,9a} CAS number 848126-21-6; 87% yield (0.2901 g) as

a viscous green oil; $R_f = 0.32$ (20% EtOAc/*n*-hexane); 1H -NMR (400 MHz, DMSO- d_6): δ 6.96 (d, $J = 8.4$ Hz, 2H), 6.81 (d, $J = 8.8$ Hz, 2H), 6.78 (d, $J = 8.8$ Hz, 4H), 6.43 (d, $J = 8.8$ Hz, 4H), 5.43 (q, $J = 5.2$ Hz, 2H), 5.16 (s, 1H), 3.70 (s, 3H), 2.62 (d, $J = 5.2$ Hz, 6H); ^{13}C -NMR (100 MHz, DMSO- d_6): δ 157.2, 148.0, 137.7, 132.0, 129.8, 129.3, 113.4, 111.4, 55.0, 53.7, 29.9; IR (neat): 3407, 2971, 2879, 2811, 1737, 1611, 1507, 1240, 1175, 1031, 810, 546 cm^{-1} .

2-((4-Methoxyphenyl)(4-(methylamino)phenyl)methyl)-*N*-methylaniline (4ac). 5% yield (0.0149 g) as a yellow oil; $R_f = 0.48$ (20% EtOAc/*n*-hexane); 1H -NMR (400 MHz, DMSO- d_6): δ 7.04 (t, $J = 7.2$ Hz, 1H), 6.92 (d, $J = 8.8$ Hz, 2H), 6.82 (d, $J = 8.8$ Hz, 2H), 6.74 (d, $J = 8.8$ Hz, 2H), 6.57–6.47 (m, 3H), 6.44 (d, $J = 8.8$ Hz, 2H), 5.47 (q, $J = 5.6$ Hz, 1H), 5.32 (s, 1H), 4.63 (q, $J = 5.6$ Hz, 1H), 3.71 (s, 3H), 2.64 (d, $J = 4.4$ Hz, 3H), 2.62 (d, $J = 4.4$ Hz, 3H); ^{13}C -NMR (100 MHz, DMSO- d_6): δ 157.4, 148.2, 146.6, 135.8, 130.0, 129.6, 128.9, 126.9, 115.4, 113.5, 111.5, 109.4, 55.0, 48.3, 30.3, 29.8; IR (neat): 3408, 3333, 3002, 2970, 1606, 1505, 1242, 1175, 1029, 834, 751, 624, 580, 570, 548, 530, 509, 471, 446 cm^{-1} ; HRMS (ESI-TOF) m/z calcd for $C_{22}H_{25}N_2O$ $[M + H]^+$ 333.1961, found 333.1966.

4-(Bis(4-(methylamino)phenyl)methyl)-2-methoxyphenol (3ad). 86% yield (0.2995 g) as a purple solid; mp: 74–76 °C; $R_f = 0.19$ (30% EtOAc/*n*-hexane); 1H -NMR (400 MHz, DMSO- d_6): δ 8.72 (s, 1H), 6.79 (d, $J = 8.4$ Hz, 4H), 6.67–6.62 (m, 2H), 6.46–6.38 (m, 5H), 5.42 (q, $J = 5.2$ Hz, 2H), 5.10 (s, 1H), 3.63 (s, 3H), 2.62 (d, $J = 5.2$ Hz, 6H); ^{13}C -NMR (100 MHz, DMSO- d_6): δ 147.9, 147.2, 144.5, 136.7, 132.3, 129.4, 121.2, 115.0, 113.38, 113.35, 111.4, 55.6, 55.6, 54.2, 29.9; IR (neat): 3404, 2970, 2929, 2811, 1736, 1612, 1508, 1121, 1031, 814 cm^{-1} ; HRMS (ESI-TOF) m/z calcd for $C_{22}H_{25}N_2O_2$ $[M + H]^+$ 349.1911, found 349.1911.

2-Methoxy-4-((2-(methylamino)phenyl)(4-(methylamino)phenyl)methyl)phenol (4ad). 7% yield (0.0238 g) as a brown oil; $R_f = 0.29$ (30% EtOAc/*n*-hexane); 1H -NMR (400 MHz, DMSO- d_6): δ 8.78 (s, 1H), 7.04 (td, $J = 7.0, 1.2$ Hz, 1H), 6.76 (d, $J = 8.4$ Hz, 2H), 6.66 (d, $J = 8.0$ Hz, 1H), 6.62 (d, $J = 1.6$ Hz, 1H), 6.58 (dd, $J = 8.0, 1.6$ Hz, 1H), 6.53–6.48 (m, 2H), 6.44 (d, $J = 8.4$ Hz, 2H), 6.35 (dd, $J = 8.0, 1.6$ Hz, 1H), 5.46 (q, $J = 6.4$ Hz, 1H), 5.26 (s, 1H), 4.54 (q, $J = 5.2$ Hz, 1H), 3.63 (s, 3H), 2.64 (d, $J = 4.8$ Hz, 3H), 2.63 (d, $J = 4.0$ Hz, 3H); ^{13}C -NMR (100 MHz, DMSO- d_6): δ 148.2, 147.3, 146.6, 144.8, 134.7, 130.1, 129.6, 129.1, 128.8, 126.9, 121.3, 115.4, 115.1, 113.6, 111.5, 109.4, 55.6, 48.9, 30.4, 29.9; IR (neat): 3531, 3411, 3327, 3088, 3012, 2970, 1615, 1514, 1475, 1456, 1435, 1266, 1244, 1121, 1067, 1051, 1033, 765, 756, 670, 503 cm^{-1} ; HRMS (ESI-TOF) m/z calcd for $C_{22}H_{25}N_2O_2$ $[M + H]^+$ 349.1911, found 349.1915.

4,4'-(Pyridin-2-ylmethylene)bis(*N*-methylaniline) (3ae).^{1a} CAS number 1810046-99-1; 77% yield (0.2335 g) as a white soil; mp: 132–134 °C; $R_f = 0.33$ (40% EtOAc/*n*-hexane); 1H -NMR (400 MHz, DMSO- d_6): δ 8.47 (dd, $J = 4.8, 1.2$ Hz, 1H), 7.66 (td, $J = 7.6, 2.0$ Hz, 1H), 7.16 (ddd, $J = 7.6, 5.2, 1.2$ Hz, 1H), 7.13 (d, $J = 8.0$ Hz, 1H), 6.87 (d, $J = 8.4$ Hz, 4H), 6.44 (d, $J = 8.4$ Hz, 4H), 5.44 (q, $J = 5.6$ Hz, 2H), 5.30 (s, 1H), 5.24 (d, $J = 4.4$ Hz, 6H); ^{13}C -NMR (100 MHz, DMSO- d_6): δ 164.4, 148.8, 148.1, 136.3, 130.8, 129.4, 123.2, 121.1, 111.4, 57.1, 29.9; IR (neat): 3419, 3255, 3024, 2971, 1739, 1520, 1432, 1365, 1217, 806, 762, 519 cm^{-1} .

4,4'-((4-Nitrophenyl)methylene)bis(*N*-methyl-2-(trifluoromethyl)aniline) (3af). 95% yield (0.4609 g) as a yellow oil; $R_f = 0.43$ (20%



EtOAc/*n*-hexane); ¹H-NMR (400 MHz, DMSO-*d*₆): δ 8.18 (d, *J* = 8.8 Hz, 2H), 7.35 (d, *J* = 8.4 Hz, 2H), 7.15–7.13 (m, 4H), 6.72 (d, *J* = 9.2 Hz, 2H), 5.68 (s, 1H), 5.64 (q, *J* = 4.8 Hz, 2H), 2.74 (d, *J* = 4.8 Hz, 6H); ¹³C-NMR (100 MHz, DMSO-*d*₆): δ 152.2, 146.0, 145.21, 145.20, 134.0, 130.0, 128.9, 126.3 (q, ¹*J*_{C-F} = 4.0 Hz), 123.7, 111.9, 111.1 (q, *J*_{C-F} = 29.0 Hz), 52.8, 30.0; IR (neat): 3479, 2937, 2824, 1735, 1624, 1605, 1583, 1515, 1467, 1422, 1345, 1320, 1298, 1259, 1239, 1181, 1142, 1092, 1072, 1043, 1015, 855, 810, 788, 739, 687, 548, 434 cm⁻¹; HRMS (ESI-TOF) *m/z* calcd for C₂₃H₂₀F₆N₃O₂ [M + H]⁺ 484.1454, found 484.1454.

4,4'-((4-Nitrophenyl)methylene)bis(3-fluoro-*N*-methylaniline) (3ag). 85% yield (0.3272 g) as a yellow solid; mp: 152–154 °C; *R*_f = 0.20 (20% EtOAc/*n*-hexane); ¹H-NMR (400 MHz, DMSO-*d*₆): δ 8.16 (d, *J* = 8.8 Hz, 2H), 7.31 (d, *J* = 8.8 Hz, 2H), 6.62–6.55 (m, 2H), 6.34–6.26 (m, 4H), 5.94 (q, *J* = 4.8 Hz, 2H), 5.75 (s, 1H), 2.64 (d, *J* = 5.2 Hz, 6H); ¹³C-NMR (100 MHz, DMSO-*d*₆): δ 160.9 (d, ¹*J*_{C-F} = 241.0 Hz), 151.4, 150.8 (d, ³*J*_{C-F} = 11.0 Hz), 146.0, 130.3 (d, ⁴*J*_{C-F} = 6.0 Hz), 129.6, 123.5, 114.6 (d, ²*J*_{C-F} = 15.0 Hz), 107.8, 98.0 (d, ²*J*_{C-F} = 26.0 Hz), 41.0, 29.6; IR (neat): 3434, 2902, 1735, 1625, 1580, 1511, 1471, 1408, 1341, 1260, 1191, 1175, 1151, 1097, 1054, 1013, 877, 839, 802, 746, 697, 529 cm⁻¹; HRMS (ESI-TOF) *m/z* calcd for C₂₁H₂₀F₂N₃O₂ [M + H]⁺ 384.1518, found 384.1518.

5-Fluoro-2-((2-fluoro-4-(methylamino)phenyl)(4-nitrophenyl)methyl)-*N*-methylaniline (4ag). 13% yield (0.0485 g) as a yellow solid; mp: 120–22 °C; *R*_f = 0.31 (20% EtOAc/*n*-hexane); ¹H-NMR (400 MHz, DMSO-*d*₆): δ 8.15 (d, *J* = 8.8 Hz, 2H), 7.26 (d, *J* = 8.8 Hz, 2H), 6.48 (t, *J* = 8.4 Hz, 1H), 6.41 (t, *J* = 8.8 Hz, 1H), 6.34–6.25 (m, 4H), 5.94 (q, *J* = 5.2 Hz, 1H), 5.73 (s, 1H), 5.42–5.37 (m, 1H), 2.65–2.62 (m, 6H); ¹³C-NMR (100 MHz, DMSO-*d*₆): δ 162.7 (d, ¹*J*_{C-F} = 238.0 Hz), 161.2 (d, ¹*J*_{C-F} = 241.0 Hz), 151.0, 150.9 (d, ³*J*_{C-F} = 11.0 Hz), 148.7 (d, ³*J*_{C-F} = 11.0 Hz), 146.1, 130.3 (d, ³*J*_{C-F} = 6.0 Hz), 130.1, 130.0 (d, ³*J*_{C-F} = 7.0 Hz), 123.3, 121.6 (d, ⁴*J*_{C-F} = 2.0 Hz), 114.6 (²*J*_{C-F} = 16.0 Hz), 107.7, 100.98 (²*J*_{C-F} = 21.0 Hz), 98.2 (²*J*_{C-F} = 25.0 Hz), 96.6 (²*J*_{C-F} = 26.0 Hz), 42.2, 30.2, 29.6; IR (neat): 3422, 3324, 2977, 2874, 1612, 1514, 1487, 1312, 1251, 1181, 1155, 1110, 1081, 880, 840, 801, 756, 741, 664, 543 cm⁻¹; HRMS (ESI-TOF) *m/z* calcd for C₂₁H₂₀F₂N₃O₂ [M + H]⁺ 384.1518, found 384.1514.

4,4'-(Phenylmethylene)bis(*N,N*-dimethylaniline) (3ah).^{4k,8a,8b,8c,8i,10e} CAS number 129-73-7; 89% yield (0.2939 g) as a white solid; mp: 94–96 °C; *R*_f = 0.36 (5% EtOAc/*n*-hexane); ¹H-NMR (400 MHz, DMSO-*d*₆): δ 7.26 (t, *J* = 7.2 Hz, 2H), 7.16 (t, *J* = 7.2 Hz, 1H), 7.07 (d, *J* = 7.2 Hz, 2H), 6.89 (d, *J* = 8.8 Hz, 4H), 6.64 (d, *J* = 8.8 Hz, 4H), 5.30 (s, 1H), 2.83 (s, 12H); ¹³C-NMR (100 MHz, DMSO-*d*₆): δ 148.8, 145.4, 132.2, 129.4, 128.9, 128.1, 125.7, 112.4, 54.2, 40.3; IR (neat): 3029, 2882, 2803, 1611, 1517, 1442, 1349, 1215, 1127, 944, 790, 699 cm⁻¹.

4,4'-((4-Nitrophenyl)methylene)bis(*N,N*-dimethylaniline) (3ai).^{8a,8c,8i,10e,12c} CAS number 5327-39-9; 95% yield (0.3580 g) as a yellow solid; mp: 176–178 °C; *R*_f = 0.38 (10% EtOAc/*n*-hexane); ¹H-NMR (400 MHz, DMSO-*d*₆): δ 8.16 (d, *J* = 8.8 Hz, 2H), 7.34 (d, *J* = 8.4 Hz, 2H), 6.91 (d, *J* = 8.4 Hz, 4H), 6.67 (d, *J* = 8.8 Hz, 4H), 5.51 (s, 1H), 2.85 (s, 12H); ¹³C-NMR (100 MHz, DMSO-*d*₆): δ 153.7, 149.0, 145.7, 130.8, 130.0, 129.4, 123.4, 112.5, 53.9, 40.2; IR (neat): 2920, 2878, 2803, 1931, 1882, 1606, 1512, 1332, 1201, 940, 809, 797, 565 cm⁻¹.

4,4'-((4-Methoxyphenyl)methylene)bis(*N,N*-dimethylaniline) (3aj).^{4k,8c,8i,10e} CAS number 641-59-8; 72% yield (0.2583 g) as a white solid; mp: 98–102 °C; *R*_f = 0.47 (10% EtOAc/*n*-hexane); ¹H-NMR (400 MHz, DMSO-*d*₆): δ 6.98 (d, *J* = 8.4 Hz, 2H), 6.89 (d, *J* = 8.4 Hz, 4H), 6.83 (d, *J* = 8.8 Hz, 2H), 6.64 (d, *J* = 8.8 Hz, 4H), 5.25 (s, 1H), 3.71 (s, 3H), 2.84 (s, 12H); ¹³C-NMR (100 MHz, DMSO-*d*₆): δ 157.3, 148.7, 137.4, 132.6, 129.8, 129.3, 113.5, 112.4, 55.0, 53.4, 40.3; IR (neat): 3006, 2862, 2802, 1739, 1608, 1509, 1347, 1245, 1031, 812, 560 cm⁻¹.

4,4'-(Phenylmethylene)bis(*N,N*-diethylaniline) (3ak).^{4k,8j,8k,10e} CAS number 82-90-6; 40% yield (0.1546 g) as a brown oil; *R*_f = 0.37 (10% EtOAc/*n*-hexane); ¹H-NMR (400 MHz, DMSO-*d*₆): δ 7.24 (t, *J* = 7.2 Hz, 2H), 7.14 (t, *J* = 7.2 Hz, 1H), 7.09 (d, *J* = 7.2 Hz, 2H), 6.87 (d, *J* = 8.8 Hz, 4H), 6.55 (d, *J* = 8.8 Hz, 4H), 5.24 (s, 1H), 3.26 (q, *J* = 6.8 Hz, 8H), 1.04 (t, *J* = 6.8 Hz, 12H); ¹³C-NMR (100 MHz, DMSO-*d*₆): δ 146.1, 146.0, 131.5, 130.1, 129.3, 128.5, 126.1, 111.8, 54.8, 44.1, 12.9; IR (neat): 3074, 2971, 2929, 2889, 2866, 1606, 1267, 1197, 1078, 785, 713 cm⁻¹.

4,4'-((4-Nitrophenyl)methylene)bis(*N,N*-diethylaniline) (3al).^{10e} CAS number 81713-52-2; 98% yield (0.4250 g) as a yellow solid; mp: 108–112 °C; *R*_f = 0.43 (20% EtOAc/*n*-hexane); ¹H-NMR (400 MHz, DMSO-*d*₆): δ 8.15 (d, *J* = 8.8 Hz, 2H), 7.35 (d, *J* = 8.8 Hz, 2H), 6.87 (d, *J* = 8.8 Hz, 4H), 6.58 (d, *J* = 8.8 Hz, 4H), 5.42 (s, 1H), 3.28 (q, *J* = 6.8 Hz, 8H), 1.05 (t, *J* = 6.8 Hz, 12H); ¹³C-NMR (100 MHz, DMSO-*d*₆): δ 153.9, 145.9, 145.6, 130.0, 129.7, 129.5, 123.3, 111.4, 53.9, 43.6, 12.4; IR (neat): 3074, 2971, 2929, 2889, 2866, 1606, 1510, 1339, 1267, 1197, 1078, 785, 713 cm⁻¹.

4,4'-((4-methoxyphenyl)methylene)bis(*N,N*-diethylaniline) (3am).^{10e} CAS number 123095-07-8; 34% yield (0.1416 g) as a yellow oil; *R*_f = 0.43 (10% EtOAc/*n*-hexane); ¹H-NMR (400 MHz, DMSO-*d*₆): δ 6.98 (d, *J* = 8.4 Hz, 2H), 6.84 (d, *J* = 8.8 Hz, 4H), 6.82 (d, *J* = 8.8 Hz, 2H), 6.55 (d, *J* = 8.8 Hz, 4H), 5.17 (s, 1H), 3.70 (s, 3H), 3.27 (q, *J* = 7.2 Hz, 8H), 1.04 (t, *J* = 7.2 Hz, 12H); ¹³C-NMR (100 MHz, DMSO-*d*₆): δ 157.3, 145.6, 137.6, 131.4, 129.8, 129.6, 113.4, 111.4, 55.0, 53.4, 43.6, 12.5; IR (neat): 3064, 2941, 2929, 1739, 1608, 1509, 1347, 1245, 1068, 785, 760, 611, 520 cm⁻¹.

4,4'-(Phenylmethylene)diphenol (3ba).^{10d,12k,12n,12o,13c} CAS number 4081-02-1; 60% yield (0.1653 g) as a white solid; mp: 146–148 °C; *R*_f = 0.21 (20% EtOAc/*n*-hexane); ¹H-NMR (400 MHz, DMSO-*d*₆): δ 9.24 (s, 2H), 7.26 (t, *J* = 7.6 Hz, 2H), 7.16 (t, *J* = 7.2 Hz, 1H), 7.07 (d, *J* = 7.2 Hz, 2H), 6.87 (d, *J* = 8.4 Hz, 4H), 6.67 (d, *J* = 8.8 Hz, 4H), 5.43 (s, 1H); ¹³C-NMR (100 MHz, DMSO-*d*₆): δ 155.5, 145.0, 134.6, 129.8, 128.9, 128.1, 125.9, 115.0, 54.4; IR (neat): 3181, 3020, 2698, 2592, 1601, 1503, 1445, 1360, 1232, 1171, 818, 715, 572, 549 cm⁻¹.

2-((4-Hydroxyphenyl)(phenyl)methyl)phenol (4ba).^{12l,13c} CAS number 60054-61-7; 10% yield (0.0283 g) as a white solid; mp: 120–122 °C; *R*_f = 0.27 (20% EtOAc/*n*-hexane); ¹H-NMR (400 MHz, DMSO-*d*₆): δ 9.38 (s, 1H), 9.25 (s, 1H), 7.25 (t, *J* = 7.6 Hz, 2H), 7.16 (t, *J* = 7.2 Hz, 1H), 7.08–6.99 (m, 3H), 6.88–6.79 (m, 3H), 6.76–6.65 (m, 4H), 5.72 (s, 1H); ¹³C-NMR (100 MHz, DMSO-*d*₆): δ 155.6, 154.7, 144.6, 134.0, 130.7, 130.1, 129.8, 129.1, 128.1, 127.2, 125.8, 118.7, 115.1, 115.0, 48.4; IR (neat): 3527, 3334, 2923, 2854, 1738, 1590, 1508, 1455, 1356, 1231, 1170, 1091, 838, 748, 703, 605, 548, 520 cm⁻¹.



4,4'-((4-Nitrophenyl)methylene)diphenol (3bb).^{12c,12k,12m} CAS number 63647-37-0; 81% yield (0.2603 g) as a yellow solid; mp: 178–180 °C; $R_f = 0.44$ (40% EtOAc/*n*-hexane); ¹H-NMR (400 MHz, DMSO-*d*₆): δ 9.36 (s, 2H), 8.15 (d, $J = 8.8$ Hz, 2H), 7.33 (d, $J = 8.4$ Hz, 2H), 6.88 (d, $J = 8.4$ Hz, 4H), 6.70 (d, $J = 8.8$ Hz, 4H), 5.54 (s, 1H); ¹³C-NMR (100 MHz, DMSO-*d*₆): δ 155.9, 153.2, 145.8, 133.4, 130.1, 129.9, 123.4, 115.3, 54.0; IR (neat): 3359, 6022, 2970, 1891, 1703, 1594, 1508, 1342, 1442, 1218, 1171, 1107, 1042, 1014, 811, 744, 696, 558 cm⁻¹.

2-((4-Hydroxyphenyl)(4-nitrophenyl)methyl)phenol (4bb).^{12k,12m} CAS number 63118-62-7; 18% yield (0.0578 g) as a viscous yellow oil; $R_f = 0.53$ (40% EtOAc/*n*-hexane); ¹H-NMR (400 MHz, DMSO-*d*₆): δ 9.50 (s, 1H), 9.33 (s, 1H), 8.14 (d, $J = 8.8$ Hz, 2H), 7.28 (d, $J = 8.4$ Hz, 2H), 7.06 (t, $J = 7.8$ Hz, 1H), 6.86 (d, $J = 8.4$ Hz, 2H), 6.81 (d, $J = 8.0$ Hz, 1H), 6.80–6.60 (m, 4H), 5.79 (s, 1H); ¹³C-NMR (100 MHz, DMSO-*d*₆): δ 155.9, 154.7, 152.8, 145.8, 132.4, 130.2, 130.0, 129.6, 129.4, 127.7, 123.4, 118.9, 115.3, 115.2, 48.6; IR (neat): 3344, 3109, 3080, 3019, 2923, 2852, 1898, 1596, 1502, 1455, 1341, 1225, 1176, 1088, 836, 848, 755, 699, 635, 465 cm⁻¹.

4,4',4''-Methanetriyltriphenol (3bc).^{6s,6t,6v,12n} CAS number 603-44-1; 40% yield (0.1169 g) as a white solid; mp: 220–224 °C; $R_f = 0.24$ (40% EtOAc/*n*-hexane); ¹H-NMR (400 MHz, DMSO-*d*₆): δ 9.21 (s, 3H), 6.84 (d, $J = 8.4$ Hz, 6H), 6.65 (d, $J = 8.4$ Hz, 6H), 5.21 (s, 1H); ¹³C-NMR (100 MHz, DMSO-*d*₆): δ 155.4, 135.2, 129.7, 114.9, 53.6; IR (neat): 3238, 3020, 2880, 1601, 1503, 1440, 1356, 1215, 1173, 1099, 1017, 827 cm⁻¹.

4,4'-((2-Hydroxyphenyl)methylene)diphenol (4bc).^{6u} CAS number 51728-14-4; 15% yield (0.0438 g) as a white solid; mp: 182–184 °C; $R_f = 0.30$ (40% EtOAc/*n*-hexane); ¹H-NMR (400 MHz, DMSO-*d*₆): δ 9.33 (s, 1H), 9.22 (s, 2H), 7.00 (td, $J = 8.0, 2.0$ Hz, 1H), 6.86–6.64 (m, 11H), 5.61 (s, 1H); ¹³C-NMR (100 MHz, DMSO-*d*₆): δ 155.4, 154.6, 134.8, 131.4, 130.0, 129.8, 127.0, 118.7, 115.1, 115.0, 47.5; IR (neat): 3509, 3242, 3062, 2922, 1587, 1505, 1447, 1211, 1082, 750 cm⁻¹.

4,4'-((4-Methoxyphenyl)methylene)diphenol (3bd).^{1q,12m} CAS number 63074-92-0; 50% yield (0.1532 g) as a yellow solid; mp: 122–124 °C; $R_f = 0.26$ (30% EtOAc/*n*-hexane); ¹H-NMR (400 MHz, DMSO-*d*₆): δ 9.22 (s, 2H), 6.96 (d, $J = 8.8$ Hz, 2H), 6.84 (d, $J = 8.4$ Hz, 4H), 6.83 (d, $J = 8.8$ Hz, 2H), 6.66 (d, $J = 8.4$ Hz, 4H), 5.28 (s, 1H), 3.70 (s, 3H); ¹³C-NMR (100 MHz, DMSO-*d*₆): δ 157.4, 155.5, 137.1, 135.1, 129.84, 129.79, 115.0, 113.6, 55.0, 53.6; IR (neat): 3273, 3020, 2952, 2936, 2842, 1592, 1508, 1445, 1218, 1166, 1033, 827, 556 cm⁻¹.

2-((4-Hydroxyphenyl)(4-methoxyphenyl)methyl)phenol (4bd).^{12m} CAS number 63074-86-2; 12% yield (0.0368 g) as a yellow oil; $R_f = 0.31$ (30% EtOAc/*n*-hexane); ¹H-NMR (400 MHz, DMSO-*d*₆): δ 9.33 (s, 1H), 9.22 (s, 1H), 7.03–6.91 (m, 3H), 6.84–6.76 (m, 5H), 6.73–6.63 (m, 4H), 5.64 (s, 1H), 3.70 (s, 3H); ¹³C-NMR (100 MHz, DMSO-*d*₆): δ 157.4, 155.4, 154.6, 136.4, 134.4, 131.0, 129.9, 129.7, 129.5, 127.0, 118.6, 115.1, 115.0, 114.9, 113.5, 55.0, 47.4; IR (neat): 3325, 3028, 2932, 2836, 1894, 1736, 1608, 1507, 1452, 1360, 1291, 1232, 1171, 1105, 1089, 1026, 938, 874, 832, 818, 752, 643, 621, 572, 548, 512, 403 cm⁻¹.

4,4'-((4-Nitrophenyl)methylene)bis(2-methoxyphenol) (3be). 88% yield (0.3375 g) as a yellow solid; mp: 68–70 °C; $R_f = 0.23$

(30% EtOAc/*n*-hexane); ¹H-NMR (400 MHz, DMSO-*d*₆): δ 8.93 (brs, 2H), 8.15 (d, $J = 8.8$ Hz, 2H), 7.36 (d, $J = 8.8$ Hz, 2H), 6.72 (d, $J = 8.0$ Hz, 2H), 6.72 (s, 2H), 6.46 (d, $J = 8.0$ Hz, 2H), 5.55 (s, 1H), 3.66 (s, 6H); ¹³C-NMR (100 MHz, DMSO-*d*₆): δ 153.0, 147.5, 145.8, 145.2, 133.8, 130.1, 123.4, 121.3, 115.4, 113.3, 55.6, 54.6; IR (neat): 3481, 2934, 2844, 1593, 1551, 1342, 1268, 1217, 1065, 1031, 856, 824, 753, 728, 424 cm⁻¹; HRMS (ESI-TOF) m/z calcd for C₂₁H₁₉NO₆Na [M + Na]⁺ 404.1105, found 404.1104.

4-((2-Hydroxy-3-methoxyphenyl)(4-nitrophenyl)methyl)-2-methoxyphenol (4be). 10% yield (0.0403 g) as a yellow solid; mp: 46–48 °C; $R_f = 0.31$ (30% EtOAc/*n*-hexane); ¹H-NMR (400 MHz, DMSO-*d*₆): δ 8.91 (s, 1H), 8.70 (s, 1H), 8.14 (d, $J = 8.8$ Hz, 2H), 7.28 (d, $J = 8.8$ Hz, 2H), 6.86 (dd, $J = 8.0, 1.2$ Hz, 1H), 6.73–6.60 (m, 3H), 6.44–6.30 (m, 2H), 5.84 (s, 1H), 3.78 (s, 3H), 3.65 (s, 3H); ¹³C-NMR (100 MHz, DMSO-*d*₆): δ 152.7, 147.6, 147.5, 145.8, 145.2, 143.7, 133.1, 130.0, 129.6, 123.3, 121.5, 118.6, 115.3, 113.6, 110.2, 55.8, 55.6, 48.9; IR (neat): 3402, 3054, 2970, 2926, 2850, 1660, 1587, 1484, 1354, 1211, 1201, 1092, 1009, 772, 740, 422 cm⁻¹; HRMS (ESI-TOF) m/z calcd for C₂₁H₁₉NO₆Na [M + Na]⁺ 404.1105, found 404.1105.

4,4'-((4-Nitrophenyl)methylene)bis(2-bromophenol) (3bf). 81% yield (0.3873 g) as a yellow oil; $R_f = 0.17$ (30% EtOAc/*n*-hexane); ¹H-NMR (400 MHz, DMSO-*d*₆): δ 10.27 (s, 2H), 8.18 (d, $J = 8.8$ Hz, 2H), 7.35 (d, $J = 8.4$ Hz, 2H), 7.18 (s, 2H), 6.91 (s, 4H), 5.64 (s, 1H); ¹³C-NMR (100 MHz, DMSO-*d*₆): δ 152.8, 151.7, 146.1, 134.8, 133.0, 130.1, 129.2, 123.7, 116.5, 109.4, 52.8; IR (neat): 3448, 3069, 2927, 2847, 1601, 1510, 1494, 1494, 1337, 1258, 1176, 1038, 848, 811, 699 cm⁻¹; HRMS (ESI-TOF) m/z calcd for C₁₉H₁₄Br₂NO₄ [M + H]⁺ 477.9284, found 477.9284.

2-Bromo-4-((3-bromo-2-hydroxyphenyl)(4-nitrophenyl)methyl)phenol (4bf). 15% yield (0.0728 g) as a yellow oil; $R_f = 0.34$ (30% EtOAc/*n*-hexane); ¹H-NMR (400 MHz, DMSO-*d*₆): δ 10.27 (s, 1H), 9.25 (s, 1H), 8.17 (d, $J = 8.8$ Hz, 2H), 7.43 (dd, $J = 7.6, 1.6$ Hz, 1H), 7.30 (d, $J = 8.8$ Hz, 2H), 7.14 (d, $J = 2.0$ Hz, 1H), 6.92 (d, $J = 8.4$ Hz, 1H), 6.88 (dd, $J = 8.4, 2.4$ Hz, 1H), 6.77 (t, $J = 7.6$ Hz, 1H), 6.71 (dd, $J = 8.0, 1.6$ Hz, 1H), 5.95 (s, 1H); ¹³C-NMR (100 MHz, DMSO-*d*₆): δ 152.9, 151.3, 151.2, 146.1, 133.9, 133.1, 132.5, 131.5, 130.1, 129.5, 129.2, 123.6, 121.2, 116.5, 111.8, 109.4, 48.8; IR (neat): 3461, 2923, 2853, 1736, 1594, 1513, 1492, 1468, 1447, 1342, 1283, 1239, 1108, 1071, 1043, 1014, 957, 906, 894, 824, 767, 734, 708, 690, 666, 554, 489 cm⁻¹; HRMS (ESI-TOF) m/z calcd for C₁₉H₁₄Br₂NO₄ [M + H]⁺ 477.9284, found 477.111.

4,4'-((4-Nitrophenyl)methylene)bis(2-fluorophenol) (3bg). 89% yield (0.3192 g) as a colorless oil; $R_f = 0.17$ (20% EtOAc/*n*-hexane); ¹H-NMR (400 MHz, DMSO-*d*₆): δ 9.86 (s, 2H), 8.16 (d, $J = 8.8$ Hz, 2H), 7.36 (d, $J = 8.8$ Hz, 2H), 6.90 (t, $J = 8.4$ Hz, 2H), 6.84 (dd, $J = 12.4, 2.4$ Hz, 2H), 6.72 (dd, $J = 8.0, 2.0$ Hz, 2H), 5.61 (s, 1H); ¹³C-NMR (100 MHz, DMSO-*d*₆): δ 151.87, 150.9 (d, ¹ $J_{C-F} = 240.0$ Hz), 146.1, 143.6 (d, ² $J_{C-F} = 12.0$ Hz), 134.0 (d, ³ $J_{C-F} = 6.0$ Hz), 130.2, 125.1 (d, ⁴ $J_{C-F} = 3.0$ Hz), 123.7, 117.9 (d, ⁴ $J_{C-F} = 3.0$ Hz), 116.6 (d, ² $J_{C-F} = 19.0$ Hz), 53.4; IR (neat): 3351, 1700, 1624, 1595, 1509, 1439, 1287, 1274, 1234, 1188, 1105, 1015, 957, 859, 811, 756, 733, 697, 576, 526, 452 cm⁻¹; HRMS (ESI-TOF) m/z calcd for C₁₉H₁₄F₂NO₄ [M + H]⁺ 358.0885, found 365.0899.

2-Fluoro-4-((3-fluoro-2-hydroxyphenyl)(4-nitrophenyl)methyl)phenol (4bg). 11% yield (0.0400 g) as a colorless oil; $R_f = 0.26$ (20% EtOAc/*n*-hexane); ¹H-NMR (400 MHz, DMSO-*d*₆): δ 9.83 (s, 1H), 9.76 (s, 1H), 8.16 (d, $J = 8.8$ Hz, 2H), 7.31 (d, $J = 8.8$ Hz,



2H), 7.08 (ddd, $J = 10.4, 8.0, 1.6$ Hz, 1H), 6.91 (t, $J = 8.8$ Hz, 1H), 6.82 (dd, $J = 12.4, 2.0$ Hz, 1H), 6.76 (td, $J = 7.6, 5.2$ Hz, 1H), 6.70 (dd, $J = 8.4, 2.0$ Hz, 1H), 6.56 (d, $J = 7.6$ Hz, 1H), 5.89 (s, 1H); ^{13}C -NMR (100 MHz, DMSO- d_6): δ 151.6 (d, $^1J_{\text{C-F}} = 237.0$ Hz), 151.5, 150.9 (d, $^1J_{\text{C-F}} = 239.0$ Hz), 146.0, 143.6 (d, $^2J_{\text{C-F}} = 12.0$ Hz), 142.2 (d, $^2J_{\text{C-F}} = 14.0$ Hz), 133.1 (d, $^4J_{\text{C-F}} = 5.0$ Hz), 132.5 (d, $^3J_{\text{C-F}} = 3.0$ Hz), 130.0, 125.2 (d, $^4J_{\text{C-F}} = 2.0$ Hz), 125.0 (d, $^4J_{\text{C-F}} = 2.0$ Hz), 123.5, 119.0 (d, $^3J_{\text{C-F}} = 7.0$ Hz), 117.8 (d, $^3J_{\text{C-F}} = 3.0$ Hz), 116.7 (d, $^2J_{\text{C-F}} = 19.0$ Hz), 114.4 (d, $^2J_{\text{C-F}} = 19.0$ Hz), 48.4; IR (neat): 3369, 2928, 1699, 1594, 1514, 1474, 1344, 1262, 1192, 1108, 1066, 825, 756, 728, 454, 418 cm^{-1} ; HRMS (ESI-TOF) m/z calcd for $\text{C}_{19}\text{H}_{14}\text{F}_2\text{NO}_4$ $[\text{M} + \text{H}]^+$ 358.0885, found 365.00904.

4,4'-((4-Nitrophenyl)methylene)bis(3-bromophenol) (3bh). 50% yield (0.2394 g) as a white solid; mp: 142–144 °C; $R_f = 0.23$ (30% EtOAc/*n*-hexane); ^1H -NMR (400 MHz, DMSO- d_6): δ 9.92 (s, 2H), 8.18 (d, $J = 8.8$ Hz, 2H), 7.23 (d, $J = 8.8$ Hz, 2H), 7.05 (d, $J = 2.8$ Hz, 2H), 6.74 (dd, $J = 8.4, 2.4$ Hz, 2H), 6.55 (d, $J = 8.4$ Hz, 2H), 5.96 (s, 1H); ^{13}C -NMR (100 MHz, DMSO- d_6): δ 157.2, 150.1, 146.2, 131.2, 130.9, 130.4, 124.8, 123.7, 119.7, 115.0, 53.6; IR (neat): 3406, 3205, 2957, 2922, 2849, 1603, 1484, 1512, 1339, 1211, 1031, 855, 806, 692, 551 cm^{-1} ; HRMS (ESI-TOF) m/z calcd for $\text{C}_{19}\text{H}_{14}\text{Br}_2\text{NO}_4$ $[\text{M} + \text{H}]^+$ 477.9284, found 477.9104.

5-Bromo-2-((2-bromo-4-hydroxyphenyl)(4-nitrophenyl)methyl)phenol (4bh). 50% yield (0.2390 g) as a colorless oil; $R_f = 0.31$ (30% EtOAc/*n*-hexane); ^1H -NMR (400 MHz, DMSO- d_6): δ 10.11 (brs, 1H), 9.87 (brs, 1H), 8.17 (d, $J = 8.4$ Hz, 2H), 7.23 (d, $J = 8.8$ Hz, 2H), 7.04 (d, $J = 2.8$ Hz, 1H), 6.70 (d, $J = 2.0$ Hz, 1H), 6.94 (dd, $J = 8.0, 1.6$ Hz, 1H), 6.74 (dd, $J = 8.4, 2.4$ Hz, 1H), 6.61 (d, $J = 8.4$ Hz, 1H), 6.48 (d, $J = 8.0$ Hz, 1H), 5.98 (s, 1H); ^{13}C -NMR (100 MHz, DMSO- d_6): δ 157.1, 156.0, 150.6, 146.1, 131.2, 131.1, 130.9, 130.2, 128.0, 124.6, 123.6, 121.7, 120.2, 119.6, 117.8, 114.9, 48.1; IR (neat): 3359, 3101, 3022, 2970, 1611, 1594, 1508, 1432, 1342, 1218, 1171, 1107, 1042, 811, 744, 696, 558 cm^{-1} ; HRMS (ESI-TOF) m/z calcd for $\text{C}_{19}\text{H}_{14}\text{Br}_2\text{NO}_4$ $[\text{M} + \text{H}]^+$ 477.9284, found 477.9105.

4,4'-((4-Nitrophenyl)methylene)bis(methoxybenzene) (3bi). 10d,12c,12k,12m,12n CAS number 128527-22-0; 85% yield (0.2970 g) as a colorless oil; $R_f = 0.37$ (10% EtOAc/*n*-hexane); ^1H -NMR (400 MHz, DMSO- d_6): δ 8.16 (d, $J = 8.8$ Hz, 2H), 7.34 (d, $J = 8.4$ Hz, 2H), 7.02 (d, $J = 8.8$ Hz, 4H), 6.88 (d, $J = 8.8$ Hz, 4H), 5.67 (s, 1H), 3.71 (s, 6H); ^{13}C -NMR (100 MHz, DMSO- d_6): δ 157.9, 152.6, 145.9, 134.9, 130.1, 130.0, 123.5, 114.0, 55.0, 53.8; IR (neat): 3001, 2933, 2835, 1606, 1582, 1506, 1462, 1343, 1243, 1175, 1110, 1030, 821, 801, 564 cm^{-1} .

1-Methoxy-2-((4-methoxyphenyl)(4-nitrophenyl)methyl)benzene (4bi). 12k,12m CAS number 936568-71-7; 14% yield (0.0489 g) as a colorless oil; $R_f = 0.43$ (10% EtOAc/*n*-hexane); ^1H -NMR (400 MHz, DMSO- d_6): δ 8.14 (d, $J = 8.8$ Hz, 2H), 7.27 (d, $J = 8.8$ Hz, 2H), 7.27–7.23 (m, 1H), 7.01 (d, $J = 7.6$ Hz, 1H), 6.97 (d, $J = 8.8$ Hz, 2H), 6.90–6.85 (m, 3H), 6.77 (dd, $J = 7.6, 1.6$ Hz, 1H), 5.89 (s, 1H), 3.72 (s, 3H), 3.67 (s, 3H); ^{13}C -NMR (100 MHz, DMSO- d_6): δ 157.9, 156.6, 152.3, 145.9, 133.9, 130.8, 130.2, 130.0, 129.5, 128.2, 123.4, 120.3, 113.9, 111.3, 55.5, 55.0, 48.4; IR (neat): 3007, 2944, 2935, 3840, 1850, 1602, 1507, 1450, 1344, 1244, 1210, 1170, 1121, 1029, 820, 800, 740, 695 cm^{-1} .

4,4'-((4-Nitrophenyl)methylene)bis(1,3-dimethoxybenzene) (3bj). 10d,12c 80% yield (0.3280 g) as a white solid; mp: 146–148 °C; $R_f = 0.43$ (30% EtOAc/*n*-hexane); ^1H -NMR (400 MHz, CDCl_3):

d 8.08 (d, $J = 8.8$ Hz, 2H), 7.18 (d, $J = 8.4$ Hz, 2H), 6.63 (d, $J = 8.4$ Hz, 2H), 6.47 (d, $J = 2.4$ Hz, 2H), 6.38 (dd, $J = 8.4, 2.4$ Hz, 2H), 6.05 (s, 1H), 3.79 (s, 6H), 3.68 (s, 6H); ^{13}C -NMR (100 MHz, CDCl_3): δ 159.7, 158.0, 153.2, 146.1, 130.3, 129.7, 123.4, 123.1, 103.8, 98.8, 55.5, 55.3, 42.5; IR (neat): 2993, 2962, 2933, 2837, 1734, 1604, 1586, 1514, 1504, 1435, 1342, 1291, 1208, 1192, 1175, 1103, 1029, 937, 822, 697 cm^{-1} ; HRMS (ESI-TOF) m/z calcd for $\text{C}_{23}\text{H}_{24}\text{NO}_6$ $[\text{M} + \text{H}]^+$ 410.1598, found 410.1596.

4,4'-((4-Methoxyphenyl)methylene)bis(1,3-dimethoxybenzene) (3bk). 12k CAS number 1578250-27-7; 73% yield (0.2875 g) as a white solid; mp: 122–124 °C; $R_f = 0.26$ (10% EtOAc/*n*-hexane); ^1H -NMR (400 MHz, CDCl_3): δ 6.95 (d, $J = 8.8$ Hz, 2H), 6.77 (d, $J = 8.8$ Hz, 2H), 6.68 (d, $J = 8.4$ Hz, 2H), 6.45 (d, $J = 2.4$ Hz, 2H), 6.36 (dd, $J = 8.4, 2.8$ Hz, 2H), 5.95 (s, 1H), 3.78 (s, 6H), 3.77 (s, 3H), 3.68 (s, 6H); ^{13}C -NMR (100 MHz, CDCl_3): δ 159.1, 158.0, 157.5, 136.6, 130.2, 130.0, 125.7, 113.2, 103.5, 98.7, 55.7, 55.2, 55.1, 41.3; IR (neat): 2994, 2957, 2932, 2836, 1608, 1584, 1501, 1455, 1435, 1243, 1205, 1110, 1030, 936, 829, 821, 795, 564 cm^{-1} .

2,2'-((4-Nitrophenyl)methylene)bis(1,3,5-trimethoxybenzene) (3bl). 12k >99% yield (0.4751 g) as a white solid; mp: 138–140 °C; $R_f = 0.23$ (20% EtOAc/*n*-hexane); ^1H -NMR (400 MHz, DMSO- d_6): δ 8.01 (d, $J = 8.8$ Hz, 2H), 7.08 (d, $J = 8.4$ Hz, 2H), 6.17 (s, 1H), 6.15 (s, 4H), 3.74 (s, 6H), 3.48 (s, 12H); ^{13}C -NMR (100 MHz, DMSO- d_6): δ 159.5, 159.2, 154.9, 144.7, 128.5, 122.4, 111.1, 111.0, 91.4, 55.7, 55.1, 36.7; IR (neat): 2995, 2964, 2961, 2823, 2811, 1605, 1581, 1504, 1430, 1341, 1211, 1110, 1102, 1050, 951, 842, 612 cm^{-1} ; HRMS (ESI-TOF) m/z calcd for $\text{C}_{25}\text{H}_{28}\text{NO}_8$ $[\text{M} + \text{H}]^+$ 470.1809, found 470.1809.

2,2'-((4-Methoxyphenyl)methylene)bis(1,3,5-trimethoxybenzene) (3bm). 56% yield (0.2545 g) as a white solid; mp: 114–116 °C; $R_f = 0.35$ (20% EtOAc/*n*-hexane); ^1H -NMR (400 MHz, DMSO- d_6): δ 6.78 (d, $J = 8.4$ Hz, 2H), 6.65 (d, $J = 8.8$ Hz, 2H), 6.11 (s, 4H), 6.01 (s, 1H), 3.72 (s, 6H), 3.67 (s, 3H), 3.46 (s, 12H); ^{13}C -NMR (100 MHz, DMSO- d_6): δ 159.3, 158.8, 156.2, 137.3, 128.6, 113.1, 112.2, 91.4, 55.7, 54.9, 54.8, 35.6; IR (neat): 3001, 2959, 2935, 2836, 1585, 1509, 1451, 1410, 1332, 1226, 1200, 1110, 1057, 1033, 949, 810, 791, 750, 632, 542, 519 cm^{-1} ; HRMS (ESI-TOF) m/z calcd for $\text{C}_{26}\text{H}_{31}\text{O}_7$ $[\text{M} + \text{H}]^+$ 455.2064, found 455.2065.

Conflicts of interest

There are no conflicts to declare.

Acknowledgements

This work was financially supported by the Research Grant of Burapha University through National Research Council of Thailand (Grant no. 162/2561), the Office of National Higher Education Science Research and Innovation Policy Council (NXPO) (Grant no. BO5F630030), the Center of Excellence for Innovation in Chemistry (PERCH-CIC), and the Research Unit in Synthetic Compounds and Synthetic Analogues from Natural Product for Drug Discovery (RSND), Burapha University. Special thanks to Dr Ron Beckett, Faculty of Science, Burapha University for his comments and proofreading the English manuscript.



Notes and references

- 1 (a) R. F. A. Gomes, J. A. S. Coelho, R. F. M. Frade, A. F. Trindade and C. A. M. Afonso, *J. Org. Chem.*, 2015, **80**, 10404–10411; (b) R. Palchaudhuri, V. Nesterenko and P. J. Hergenrother, *J. Am. Chem. Soc.*, 2008, **130**, 10274–10281; (c) Shagufta, A. K. Srivastava, R. Sharma, R. Mishra, A. K. Balapure, P. S. R. Murthy and G. Panda, *Bioorg. Med. Chem.*, 2006, **14**(5), 1497–1505; (d) R. S. Dothager, K. S. Putt, B. J. Allen, B. J. Leslie, V. Nesterenko and P. J. Hergenrother, *J. Am. Chem. Soc.*, 2005, **127**, 8686–8696; (e) Q. Li, K. W. Woods, W. Wang, N.-H. Lin, A. Claiborne, W. Gu, J. Cohen, V. S. Stoll, C. Hutchins, D. Frost, S. H. Rosenberg and H. L. Sham, *Bioorg. Med. Chem. Lett.*, 2005, **15**, 2033–2039; (f) S. B. Bodendiek, C. Rubinos, M. P. Trelles, N. Coleman, D. P. Jenkins, H. Wulff and M. Srinivas, *Front. Pharmacol.*, 2012, **3**, 106; (g) R. A. Al-Qawasmeh, Y. Lee, M.-Y. Cao, X. Gu, A. Vassilakos, J. A. Wright and A. Young, *Bioorg. Med. Chem. Lett.*, 2004, **14**, 347–350; (h) A. Natarajan, Y.-H. Fan, H. Chen, Y. Guo, J. Iyasere, F. Harbinski, W. J. Christ, H. Aktas and J. A. Halperin, *J. Med. Chem.*, 2004, **47**, 1882–1885; (i) C. Ricco, F. Abdmouleh, C. Riccobono, L. Guenineche, F. Martin, E. Goya-Jorge, N. Lagarde, B. Liagre, M. B. Ali, C. Ferroud, M. E. Arbi and M. S.-I. Veitia, *Bioorg. Chem.*, 2020, **96**, 103591; (j) G. Panda, J. Shagufta, K. Mishra, V. Chaturvedi, A. K. Srivastava, R. Srivastava and B. S. Srivastava, *Bioorg. Med. Chem.*, 2004, **12**, 5269–5276; (k) G. Panda, M. K. Parai, S. K. Das, Shagufta, M. Sinha, V. Chaturvedi, A. K. Srivastava, Y. S. Manju, A. N. Gaikwad and S. Sinha, *Eur. J. Med. Chem.*, 2007, **42**, 410–419; (l) M. K. Parai, G. Panda, V. Chaturvedi, Y. K. Manju and S. Sinha, *Bioorg. Med. Chem. Lett.*, 2008, **18**, 289–292; (m) P. Singh, S. K. Manna, A. K. Jana, T. Saha, P. Mishra, S. Bera, M. K. Parai, M. S. L. Kumar, S. Mondal, P. Trivedi, V. Chaturvedi, S. Singh, S. Sinha and G. Panda, *Eur. J. Med. Chem.*, 2015, **95**, 357–368; (n) R. S. Upadhyaya, J. K. Vandavasi, N. R. Vasireddy, V. Sharma, S. S. Dixit and J. Chattopadhyaya, *Bioorg. Med. Chem.*, 2009, **17**, 2830–2841; (o) M.-P. Lézé, M. L. Borgne, P. Marchand, D. Loquet, M. Kogler, G. L. Baut, A. Paluszczak and R. W. Hartmann, *J. Enzyme Inhib. Med. Chem.*, 2004, **19**, 549–557; (p) M. Nibu, K. Yokomizo, M. Uyeda and K. Sumoto, *Chem. Pharm. Bull.*, 2005, **53**, 1171–1174; (q) N. Mibu, K. Yokomizo, M. Uyeda and K. Sumoto, *Chem. Pharm. Bull.*, 2003, **11**, 1325–1327; (r) M. L. Borgne, P. Marchand, B. Delevoye-Seiller, J.-M. Robert, G. L. Baut, R. W. Hartmann and M. Palzer, *Bioorg. Med. Chem. Lett.*, 1999, **9**, 333–336; (s) T. Küçükılınç and I. Özer, *Arch. Biochem. Biophys.*, 2005, **440**, 118–122; (t) T. T. Kucukilinc and I. Ozer, *Chem.-Biol. Interact.*, 2008, **175**, 309–311; (u) Y. Y. Yücel, Y. O. Tacal and I. Özer, *Arch. Biochem. Biophys.*, 2008, **478**, 201–205; (v) R. A. Schnick, *Prog. Fish-Cult.*, 1988, **50**, 190–196; (w) J. M. Bastidas, P. Pinilla, E. Cano, J. L. Polo and S. Miguel, *Corros. Sci.*, 2003, **45**, 427–449; (x) J. Finer, J. Chabala and L. Evan, *US Pat.*, WO2002056880A1, 2002.
- 2 (a) R. D. Bindal, J. T. Golab and J. A. Katzenellenbogen, *J. Am. Chem. Soc.*, 1990, **112**, 7861–7868; (b) L. Bai, N. Masukawa, M. Yamaki and S. Takagi, *Phytochemistry*, 1998, **47**, 1637–1640; (c) C. Jin, R. G. Michetich and M. Daneshtalab, *Phytochemistry*, 1999, **50**, 505–508.
- 3 D. F. Duxbury, *Chem. Rev.*, 1993, **93**, 381–433.
- 4 (a) P. F. Gordon and P. Gregory, *Organic Chemistry in Colour*, Springer, New York, 1983, p. 242; (b) K. Venkata-raman, in *The Chemistry of Synthetic Dyes*, Academic, New York, 1971, vol. 4; (c) E. Gurr, *Synthetic Dyes in Biology, Medicine and Chemistry*, Academic, New York, 1971; (d) R. Muthyala, A. R. Katritzky and X. Lan, *Dyes Pigm.*, 1994, **25**, 303–324; (e) M. Irie, *J. Am. Chem. Soc.*, 1983, **105**, 2078–2079; (f) V. V. Ghaisas, B. J. Kane and F. F. Nord, *J. Org. Chem.*, 1958, **23**, 560–565; (g) C. D. Mason and F. F. Nord, *J. Org. Chem.*, 1951, **16**, 722–727; (h) D. Fisher, W. R. Caseri and G. Hähner, *J. Colloid Interface Sci.*, 1998, **198**, 337–346; (i) D. R. Doerge, H. C. Chang, R. L. Divi and M. I. Churchwell, *Chem. Res. Toxicol.*, 1998, **11**, 1098–1110; (j) D. R. Doerge, M. I. Churchwell, T. A. Gehring, Y. M. Pu and S. M. Plakas, *Rapid Commun. Mass Spectrom.*, 1998, **12**, 1625–1634; (k) C.-p. Dong, S. Kodama, A. Uematsu, A. Nomoto, M. Ueshima and A. Ogawa, *J. Org. Chem.*, 2017, **82**, 12530–12538.
- 5 (a) A. C. Bhasikuttan, J. Mohanty, W. M. Nau and H. Pal, *Angew. Chem.*, 2007, **119**, 4198–4200; (b) Y. Urano, M. Kamiya, K. Kanda, T. Ueno, K. Hirose and T. Nagano, *J. Am. Chem. Soc.*, 2005, **127**, 4888–4894; (c) H. Abe, J. Wang, K. Furukawa, K. Oki, M. Uda, S. Tsuneda and Y. Ito, *Bioconjugate Chem.*, 2008, **19**, 1219–1226; (d) M. Beija, C. A. M. Afonso and J. M. G. Martinho, *Chem. Soc. Rev.*, 2009, **38**, 2410; (e) X. Chen, T. Pradhan, F. Wang, J. S. Kim and J. Yoon, *Chem. Rev.*, 2012, **112**, 1910–1956.
- 6 (a) D. Likhatchev, L. Alexandrova, M. Tlenkopatchev, R. Vilar and R. Vera-Graziano, *J. Appl. Polym. Sci.*, 1995, **57**, 37–44; (b) T. Akhter, S. C. Mun, S. Saeed, O. O. Park and H. M. Siddiqi, *RSC Adv.*, 2015, **5**(87), 71183–71189; (c) T. Li, H. Huang, L. Wang and Y. Chen, *RSC Adv.*, 2017, **7**, 40996–41003; (d) R. Hariharan, S. Bhuvana, N. Amutha and M. Sarojadevi, *High Perform. Polym.*, 2006, **18**, 893–905; (e) X. H. Huang, W. Huang, J. Y. Liu, L. L. Meng and D. Y. Yan, *Polym. Int.*, 2012, **61**, 1503–1509; (f) W. Huang, D. Y. Yan and Q. H. Lu, *Macromol. Rapid Commun.*, 2001, **22**, 1481–1484; (g) M. Yan, F. Jiang, X. Zhao and N. Liu, *J. Appl. Polym. Sci.*, 2008, **109**, 2460–2464; (h) B.-K. Chen, T.-M. Chiu and S.-Y. Tsay, *J. Appl. Polym. Sci.*, 2004, **94**, 382–393; (i) T. Nakayama, A. Mochizuki and M. Ueda, *React. Funct. Polym.*, 1996, **30**, 109–115; (j) Y.-T. Chang, C.-F. Shu, C.-M. Leu and K.-H. Wei, *J. Polym. Sci.*, 2003, **41**, 3726–3735; (k) C. Hamciuc, I.-D. Carja, E. Hamciuc, T. Vlad-Bubulac and M. Ignat, *Polym. Adv. Technol.*, 2013, **24**, 258–265; (l) Y. Huang, J. Qin and Y. Gu, *J. Appl. Polym. Sci.*, 2004, **93**, 1198–1202; (m) D. Likhachev, L. Alexandrova, M. Tlenkopatchev, A. Martinez-Richa and R. Vera-Graziano, *J. Appl. Polym. Sci.*, 1996, **61**, 815–818; (n) M. Ueda and T. Nakayama, *Macromolecules*, 1996, **29**, 6427–6431; (o) N. Batina, M. Kunitake and K. Itaya, *J. Electroanal. Chem.*,



- 1996, **405**, 245–250; (p) B. K. Bahuleyan, G. W. Son, D.-W. Park, C.-S. Ha and I. Kim, *J. Polym. Sci., Part A: Polym. Chem.*, 2008, **46**, 1066–1082; (q) B. K. Bahuleyan, U. Lee, C.-S. Ha and I. Kim, *Appl. Catal., A*, 2008, **351**, 36–44; (r) R. J. Kamel, M. A. Mutar and F. S. Khlewee, *Int. J. Res. Pharm. Sci.*, 2019, **10**(3), 1936–1941; (s) L. Luo, Y. Meng, T. Qiu and X. Li, *J. Appl. Polym. Sci.*, 2013, **130**(2), 1064–1073; (t) T. Liu, Y. Nie, R. Chen, L. Zhang, Y. Meng and X. Li, *J. Mater. Chem. A*, 2015, **3**(3), 1188–1198; (u) T. L. Caskey, T. L. Parker and P. H. Martin, *US Pat.*, US4447598A, 1984; (v) T. Fukuoka, H. Uyama and S. Kobayashi, *Macromolecules*, 2004, **37**, 5911–5915.
- 7 (a) D. Qiu, H. Meng, L. Jin, S. Wang, S. Tang, X. Wang, F. Mo, Y. Zhang and J. Wang, *Angew. Chem.*, 2013, **125**, 11795–11798; (b) J.-J. Dai, C. Fang, B. Xiao, J. Yi, Z.-J. Liu, X. Lu, L. Liu and Y. Fu, *J. Am. Chem. Soc.*, 2013, **135**, 8436–8439; (c) D. P. Hari and B. König, *Angew. Chem., Int. Ed.*, 2013, **52**, 4734–4743; (d) Y. Xu, B. Li, X. Zhang and X. Fan, *J. Org. Chem.*, 2017, **82**, 9637–9646.
- 8 (a) C. S. Reddy, A. Nagaraj, A. Srinivas and G. P. Reddy, *Indian J. Chem., Sect. B: Org. Chem. Incl. Med. Chem.*, 2009, **48**, 248–254; (b) M. Alvaro, H. García, A. Sanjuán and M. Esplá, *Appl. Catal., A*, 1998, **175**, 105–112; (c) G. R. Bardajee, *Beilstein J. Org. Chem.*, 2011, **7**, 135–144; (d) J. Liu, T. He and L. Wang, *Tetrahedron*, 2011, **67**, 3420–3426; (e) S. S. Ganesan and A. Ganesan, *Tetrahedron Lett.*, 2014, **55**, 694–698; (f) J. Kothandapani, A. Ganesan, P. Vairaprakash and S. S. Ganesan, *Tetrahedron Lett.*, 2015, **56**, 2238–2242; (g) J. Kothandapani, A. Ganesan and S. S. Ganesan, *Tetrahedron Lett.*, 2015, **56**, 5568–5572; (h) X. Zhang, X. Zhang, N. Li, X. Xu, R. Qiu and S. Yin, *Tetrahedron Lett.*, 2014, **55**, 120–123; (i) H. M. Bachhav, B. S. Takale and V. N. Telvekar, *Synth. Commun.*, 2013, **43**, 1909–1914; (j) M. Periasamy, N. Kishorebabu and K. N. Jayakumar, *Tetrahedron Lett.*, 2007, **48**, 1955–1958; (k) M. Periasamy, N. Jayakumar and P. Bharathi, *J. Org. Chem.*, 2000, **65**, 3548–3550.
- 9 (a) D. Guzmán-Lucero, J. Guzmán, D. Likhatchev and R. Martínez-Palou, *Tetrahedron Lett.*, 2005, **46**, 1119–1122; (b) R. Nallagonda, M. Rehan and P. Ghorai, *J. Org. Chem.*, 2014, **79**, 2934–2943; (c) S. J. Ahmadi, M. Hosseinpour and S. Sadjadi, *Green Chem. Lett. Rev.*, 2012, **5**(3), 403–407; (d) S. Ajai Kumar and A. Pandurangan, *J. Mol. Catal. A: Chem.*, 2008, **286**, 21–30; (e) P. J. Gridale, J. C. Doty, T. H. Regan and J. L. R. Williams, *J. Org. Chem.*, 1967, **32**(8), 2401–2405.
- 10 (a) A. S. Amarasekara, *Chem. Rev.*, 2016, **116**, 6133–6183; (b) A. C. Cole, J. L. Jensen, I. Ntai, K. L. T. Tran, K. J. Weaver, D. C. Forbes and J. H. Davis, *J. Am. Chem. Soc.*, 2002, **124**, 5962–5963; (c) W. Senapak, R. Saeeng, J. Jaratjaroonphong, T. Kasemsuk and U. Sirion, *Org. Biomol. Chem.*, 2016, **14**, 1302–1310; (d) A. Wang, X. Zheng, Z. Zhao, C. Li, Y. Cui, X. Zheng, J. Yin and G. Yang, *Appl. Catal., A*, 2014, **482**, 198–204; (e) C. Mukhopadhyay, A. Datta and P. K. Tapaswi, *Synth. Commun.*, 2012, **42**, 2453–2463; (f) Y. Gu, F. Shi and Y. Deng, *J. Mol. Catal. A: Chem.*, 2004, **212**, 71–75; (g) G. Zhao, T. Jiang, H. Gao, B. Han, J. Huang and D. Sun, *Green Chem.*, 2004, **6**, 75–77; (h) A. Zare, F. Abi, A. R. Moosavi-Zare, M. H. Beyzavi and M. A. Zolfigol, *J. Mol. Liq.*, 2013, **178**, 113–121; (i) A. S. Smarasekara and O. S. Owereh, *Catal. Commun.*, 2010, **11**, 1072–1075; (j) A. Taheri, B. Lai, C. Cheng and Y. Gu, *Green Chem.*, 2015, **17**, 812–816; (k) K. Qiao and C. Yokoyama, *Chem. Lett.*, 2004, **33**, 472–473; (l) V. I. Pârvulescu and C. Hardacre, *Chem. Rev.*, 2007, **107**, 2615–2665; (m) Z. Duan, Y. Gu, J. Zhang, L. Zhu and Y. Deng, *J. Mol. Catal. A: Chem.*, 2006, **250**, 163–168; (n) S. Sahoo, T. Joseph and S. B. Halligudi, *J. Mol. Catal. A: Chem.*, 2006, **250**, 179–182; (o) D. Fang, Q.-R. Shi, J. Cheng, K. Gong and Z.-L. Liu, *Appl. Catal., A*, 2008, **345**, 158–163; (p) X. Lui, L. Xiao, H. Wu, Z. Li, J. Chen and C. Xia, *Catal. Commun.*, 2009, **10**, 424–427; (q) F. Dong, F. Zhenghao and L. Zuliang, *Catal. Commun.*, 2009, **10**, 1267–1270; (r) X. Liang and C. Qi, *Catal. Commun.*, 2011, **12**, 808–812; (s) M. Vafaezadeh and H. Alinezhad, *J. Mol. Liq.*, 2016, **218**, 95–105; (t) A. K. Bagdi and A. Hajra, *RSC Adv.*, 2014, **4**, 23287–23291; (u) T. Chang, L. He, L. Bian, H. Han, M. Yuan and X. Gao, *RSC Adv.*, 2014, **4**, 727–731; (v) A. R. Hajipour, Y. Ghayeb, N. Sheikhan and A. E. Ruoho, *Tetrahedron Lett.*, 2009, **50**, 5649–5651; (w) R. Kore and R. Srivastava, *J. Mol. Catal. A: Chem.*, 2011, **345**, 117–126; (x) F. Han, L. Yang, Z. Li and C. Xia, *Org. Biomol. Chem.*, 2012, **10**, 346–354; (y) L. He, S. Qin, T. Chang, Y. Sun and X. Gao, *Catal. Sci. Technol.*, 2013, **3**, 1102–1107; (z) Z. Chen, Q. Zhu and W. Su, *Tetrahedron Lett.*, 2011, **52**, 2601–2604; (aa) D. Forbes and K. J. Weaver, *J. Mol. Catal. A: Chem.*, 2004, **214**, 129–132; (ab) J. Fraga-Dubreuil, K. Bourahla, M. Rahmouni, J. P. Bazureau and J. Hamelin, *Catal. Commun.*, 2002, **3**, 185–190; (ac) H. Xing, T. Wang, Z. Zhou and Y. Dai, *Ind. Eng. Chem. Res.*, 2005, **44**, 4147–4150; (ad) F. Dong, J. Luo, X.-L. Zhou and Z.-L. Liu, *Catal. Lett.*, 2007, **116**, 76–80; (ae) K. Qiao, H. Hagiwara and C. Yokoyama, *J. Mol. Catal. A: Chem.*, 2006, **246**, 65–69; (af) S. Kitaoka, K. Nobuoka and Y. Ishikawa, *Chem. Commun.*, 2004, 1902–1903; (ag) H. Xing, T. Wang, Z. Zhou and Y. Dai, *J. Mol. Catal. A: Chem.*, 2007, **264**, 53–59; (ah) T. Huang, P.-F. Yan, Z. Xu, X. Liu, Q. Xin, H. Liu and Z. C. Zhang, *J. Phys. Chem. B*, 2018, **122**(22), 6007–6016; (ai) M. H. Kowsari and M. Fakhraee, *J. Chem. Eng. Data*, 2015, **60**(3), 551–560; (aj) H. Watanabe, H. Doi, S. Saito, M. Matsugami, K. Fujii, R. Kanzaki, Y. Kameda and Y. Umabayashi, *J. Mol. Liq.*, 2016, **217**, 35–42; (ak) C. Wu, L.-H. Lu, A.-Z. Peng, G.-K. Jia, C. Peng, Z. Cao, Z. Tang, W.-M. He and X. Xu, *Green Chem.*, 2018, **20**(16), 3683–3688; (al) Z. Cao, Q. Zhu, Y.-W. Lin and W.-M. He, *Chin. Chem. Lett.*, 2019, **30**, 2132–2138; (am) M. Li, F. Wu and Y. Gu, *Chin. J. Catal.*, 2019, **40**, 1135–1140; (an) J. Jiang, F. Xiao, W.-M. He and L. Wang, *Chin. Chem. Lett.*, 2021, **32**, 1637–1644.
- 11 (a) R. Hekmatshoar, F. Mousavizadeh and R. Rahanamafar, *J. Chem. Sci.*, 2013, **125**, 1009–1013; (b) G. Sartori and R. Maggi, *Chem. Rev.*, 2006, **106**, 1077–1104; (c) P. H. Gore, *Chem. Rev.*, 1955, **55**, 229–281; (d) M. H. Valkenberg, C. deCastro and W. F. Hölderich, *Appl. Catal., A*, 2001, **215**, 185–190; (e) J. E. Appleton, K. N. Dack, A. D. Green and J. Steele, *Tetrahedron Lett.*, 1993, **34**, 1529–1532; (f)



- J. Esquivias, R. Gómez Arrayás and J. C. Carretero, *Angew. Chem., Int. Ed.*, 2006, **45**, 629–633; (g) P. Thirupathi and S. S. Kim, *J. Org. Chem.*, 2009, **74**, 7755–7761; (h) P. Thirupathi and S. S. Kim, *Eur. J. Org. Chem.*, 2010, 1798–1808; (i) P. Thirupathi and S. S. Kim, *J. Org. Chem.*, 2010, **75**, 5240–5249.
- 12 (a) J. Jaratjaroonphong, S. Sathalalai, P. Techasauvapak and V. Reutrakul, *Tetrahedron Lett.*, 2009, **50**, 6012–6015; (b) S. G. K. Prakash, G. Fogassy and G. A. Olah, *Catal. Lett.*, 2010, **138**, 155–159; (c) Y. Leng, F. Chen, L. Zuo and W. Duan, *Tetrahedron Lett.*, 2010, **51**, 2370–2373; (d) M. Wilsdorf, D. Lechnitz and H.-U. Reissig, *Org. Lett.*, 2013, **15**(10), 2494–2497; (e) G. K. S. Prakash, C. Panja, A. Shakhmin, E. Shah, T. Mathew and G. A. Olah, *J. Org. Chem.*, 2009, **74**, 8659–8668; (f) Z. Li, Z. Duan, J. Kang, H. Wang, L. Yu and Y. Wu, *Tetrahedron*, 2008, **64**, 1924–1930; (g) M. Kodomari, M. Nagamatsu, M. Akaike and T. Aoyama, *Tetrahedron Lett.*, 2008, **49**, 2537–2540; (h) K. Mohammadiannejad-Abbasabadi, I. Mohammadpoor-Baltork, S. Tangestaninejad, M. Moghadam, V. Mirkhani and R. Kia, *Tetrahedron*, 2016, **72**, 1433–1439; (i) B. M. Babu, P. B. Thakur, N. N. Rao, G. S. Kumar and H. M. Meshram, *Tetrahedron Lett.*, 2014, **55**, 1868–1872; (j) X. Wang, Y. Wang, D.-M. Du and J. Xu, *J. Mol. Catal. A: Chem.*, 2006, **255**, 31–35; (k) S. Podder, J. Choudhury, U. K. Roy and S. Roy, *J. Org. Chem.*, 2007, **72**, 3100–3103; (l) A. Pochini and R. Ungaro, *J. Chem. Soc., Chem. Commun.*, 1976, 309–310; (m) M. Barbero, S. Cadamuro, S. Dughera, C. Magistris and P. Venturello, *Org. Biomol. Chem.*, 2011, **9**, 8393–8399; (n) C. R. Liu, M.-B. Li, C.-F. Yang and S.-K. Tian, *Chem. Commun.*, 2008, 1249–1251; (o) K. H. Bhadra and G. D. Yadav, *Mol. Catal.*, 2018, **455**, 150–158.
- 13 (a) D. H. Grangaard, *Tappi*, 1961, **44**, 433–439; (b) G. Guedes, M. López-Rodríguez, A. G. Ravelo and A. Estévez-Braun, *Eur. J. Org. Chem.*, 2012, **29**, 5757–5766; (c) I. Tooru, T. Rikio and Z. Kazuo, Japan Patent, JP06032756A, 1994; (d) L. Hasemann, European Patent, EP2078737A1, 2009; (e) A. W. Bassett and J. F. Stanzione, *US Pat.*, US20200199087A1, 2018.

