


Cite this: *RSC Adv.*, 2021, 11, 32654

Thermal stability and pathways for the oxidation of four 3-phenyl-2-propene compounds†

Chang Yu,  Min Liang, Su-Yi Dai, Hai-Jun Cheng, Li Ma, Fang Lai, Xiong-Min Liu * and Wei-Guang Li*

Cinnamaldehyde, cinnamyl alcohol, β -methylstyrene and cinnamic acid are four important biomass 3-phenyl-2-propene compounds. In the field of perfume and organic synthesis, their thermal stability and oxidation pathways deserve attention. This paper reports a new attempt to investigate the thermal stability and reactivity by a custom-designed mini closed pressure vessel test (MCPVT). The pressure and temperature behaviors were measured by MCPVT under nitrogen and oxygen atmosphere. The temperature of initial oxygen absorption (T_a) and rapid oxidation (T_R) were calculated. The results showed that four 3-phenyl-2-propene compounds were stable under nitrogen atmosphere. The T_a of cinnamaldehyde, cinnamyl alcohol, β -methylstyrene, and cinnamic acid was 271.25 K, 292.375 K, 323.125 K, and 363.875 K, and their T_R was 301.125 K, 332.75 K, 357.91 K, and 385.375 K, respectively. The oxidation reactivity order was derived to be cinnamaldehyde > cinnamyl alcohol > β -methylstyrene > cinnamic acid. The oxidation kinetics were determined using n versus time ($n-t$) plots, which showed a second-order reaction. Peroxide was determined by iodimetry, and the oxidation products were analyzed by gas chromatography-mass spectrometry (GC-MS). The results showed that the peroxide value of cinnamaldehyde, cinnamyl alcohol, β -methylstyrene, and cinnamic acid reached 18.88, 15.07, 9.62, and 4.24 mmol kg⁻¹ at 373 K for 6 h, respectively. The common oxidation products of four 3-phenyl-2-propene compounds were benzaldehyde, benzoic acid, and epoxide, which resulted from the carbon-carbon double bond oxidation. The substituents' oxidation products were obtained from the oxidation of cinnamaldehyde, cinnamyl alcohol, and β -methylstyrene. In particular, the difference is that no oxidation products of the carboxyl group of cinnamic acid were detected. The common oxidation products of the four 3-phenyl-2-propene compounds were benzaldehyde, benzoic acid, and epoxide, which resulted from the carbon-carbon double bond oxidation. The substituents' oxidation products were caught in the oxidation of cinnamaldehyde, cinnamyl alcohol, and β -methylstyrene. In particular, the difference is that no oxidation products of the carboxyl group of cinnamic acid were detected. According to the complex oxidation products, important insights into the oxidation pathways were provided.

Received 22nd June 2021
Accepted 3rd September 2021

DOI: 10.1039/d1ra04836h

rsc.li/rsc-advances

1. Introduction

Cinnamon oil is a natural aldehydic aromatic raw material with high economic value. The main ingredients of cinnamon oil are cinnamaldehyde, cinnamyl alcohol, and cinnamic acid. Cinnamyl alcohol can produce β -methylstyrene through the hydrogenolysis reaction.¹ As high-activity biomass compounds, they are widely used in the chemical, medicine, and food industry due to their strong ability of sterilization and anti-sepsis.²⁻⁵ Given their structural similarity, the four compounds are regarded as 3-phenyl-2-propene compounds with

bifunctional groups. Owing to the unsaturated carbon-carbon double bonds, the four 3-phenyl-2-propene compounds were oxidized easily to aldehyde and epoxy derivatives, resulting in limited application. Cinnamaldehyde and epoxy cinnamyl alcohol were detected in the autoxidation of cinnamyl alcohol.⁶ Cinnamic acid reacted with hydroxyl radical (HO) to form the hydroxylation products and the decarboxylation products in a neutral medium.⁷ For bifunctional compounds, there is a significant fundamental question about how to improve the selectivity of the reaction sites. Much attention have been paid to the selective oxidation to synthesize fine chemicals and intermediates.⁸⁻¹⁰ The chemoselective oxidation of organics having at least two active functional groups by H₂O₂ has been studied, which demonstrated the substituent groups' influence on the reactivity.¹¹ *trans*- β -Methylstyrene oxidation was probed in order to understand the competing reactivity of the

College of Chemistry and Chemical Engineering, Guangxi University, Nanning 530004, Guangxi, China. E-mail: xmlu1@gxu.edu.cn; hwgqxz@163.com

† Electronic supplementary information (ESI) available. See DOI: 10.1039/d1ra04836h



bifunctional allylic olefins.¹² Studies on the chemoselective competitive oxidation of cinnamyl alcohol and cinnamaldehyde were efficiently realized with the catalyst for epoxidation.^{13,14} In addition to the carbon-carbon double bonds, the functional groups of four 3-phenyl-2-propene compounds have been extensively investigated. Many studies on the high selectivity for the oxidation of cinnamyl alcohol to cinnamaldehyde have been conducted.¹⁵ The aerobic selective oxidation of allylaldehyde provides an efficient way for the synthesis of unsaturated carboxylic acids. Lee¹⁶ reported that cinnamaldehyde was directly oxidized to cinnamic acid by silica-supported platinum nanoparticles in base-free media under batch and continuous flow conditions. However, not much information is available on the activation ability of the terminal functional groups to the four 3-phenyl-2-propene compounds. Hence, the study of the relative reactivity of the four 3-phenyl-2-propene compounds is of considerable interest. Based on a consistent assessment of the C-H and C-C bond dissociation energies, the relative reactivity of oxygenated fuels was analyzed.¹⁷ A detailed comparison of the ignition behavior of *n*-alkanes and *n*-alcohols shows the general trends and influence of the alcohol group.¹⁸ The quantitative data about the relative activating ability of different groups in a short series of reactions have been studied.¹⁹⁻²¹ The relative reactivity of enol ether and allylsilane to the ketene dithioacetal-derived radical cations was studied by competitive and cyclic voltammetry.²² The reactivity of four 3-phenyl-2-propene compounds is dependent on the activity of the carbon-carbon double bonds and terminal functional groups. Moreover, note that more attention should be paid to the thermal stability of four 3-phenyl-2-propene compounds before studying their oxidation reactivity. However, few papers have been published on the initial temperature and oxidation pathways of the four 3-phenyl-2-propene compounds, which decide the storage and application conditions.

In the present work, to investigate the thermal stability and oxidation reactivity of the four 3-phenyl-2-propene compounds, the temperature and pressure behaviors of the oxidation process were determined by MCPVT (mini closed pressure vessel test). The temperature of oxygen absorption (T_a), rapid

oxidation (T_R), and oxidation kinetics of the four compounds were investigated using MCPVT. The effect of different terminal functional groups on the reactivity of the four compounds was analyzed. It is of great interest to study the oxidation products and reaction pathways to understand the difference in the adsorbed oxygen by different functional groups. The purpose of this study is to supply basic data to the thermal stability and the reactivity of the four 3-phenyl-2-propene compounds with oxygen, and to provide the possible methods for the organic synthesis of the compounds such as benzaldehyde. In addition, the data provide guidance for the safe transportation and application of the four 3-phenyl-2-propene compounds.

2. Experiment

2.1 Materials

Cinnamaldehyde (99%), β -methylstyrene (99%), and cinnamic acid (98%) were purchased from Shanghai Macklin Biochemical Technology Co., Ltd, China. Cinnamyl alcohol (99%) was purchased from 9 Ding Industrial Corporation, China. The N_2 and O_2 (99.99%) gases were supplied by Nanning Zhong yi Chuang gas Co., Ltd, China. KI (99.50%) and $Na_2S_2O_3$ (99.95%) were obtained from Aladdin Industrial Corporation, China.

2.2 Oxidation of the four 3-phenyl-2-propene compounds

A mini closed pressure vessel test (MCPVT, vessel volume: 35 mL) was designed to trace the reaction process, as shown in Fig. 1. The main components of MCPVT are: (a) pressure sensor, made in Japan; (b) temperature sensor, made in Japan; (c) recorder, made in Japan; (d) stainless steel high-pressure reactor, self-designed; (e) gas cylinder, made in China; (f) heating and stirring system, the system is DF-101S collector type constant temperature heating magnetic stirrer, made in China, and the heating medium is heat conductive oil (glycerol). MCPVT was used to evaluate the thermal stability and define the initial oxidation temperature of the compounds because of the closed system.^{23,24} MCPVT is sensitive enough to measure the changes in the pressure and temperature; thus, the

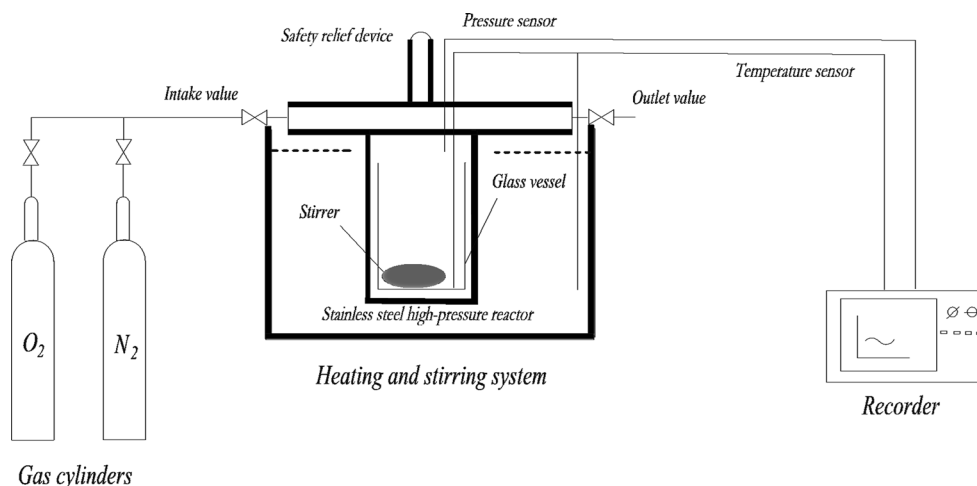


Fig. 1 Experimental installation for the oxidation of the four 3-phenyl-2-propene compounds.

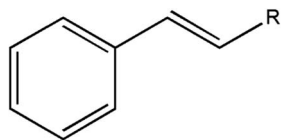


Fig. 2 The structure of the four 3-phenyl-2-propene compounds, R = CH₃, CH₂OH, CHO, and COOH.

characteristics of the thermal decomposition reaction can be well understood. MCPVT was used for investigating the thermal stability and oxidation process of the four 3-phenyl-2-propene compounds under nitrogen and oxygen atmosphere. It is worth considering the order of oxidation and thermal decomposition of the four 3-phenyl-2-propene compounds. For understanding the characteristics and reactivity of the four 3-phenyl-2-propene compounds of the oxidation reaction, it is necessary to study the temperature and pressure behavior of the four 3-phenyl-2-propene compounds under oxygen and nitrogen atmospheres.

The reactants and magnetic stirrer were put into lined pipes (glass material) of the stainless-steel reactor of MCPVT to avoid the influence of metal on the four 3-phenyl-2-propene compounds' oxidation. Nitrogen/oxygen was directly transmitted from the gas cylinder into the reactor through the intake valve. The oxidation experiments of the four 3-phenyl-2-propene compounds were performed under oxygen atmosphere at different heating modes. The contrast experiments were performed in nitrogen atmosphere. The experimental

temperatures were below the boiling point of the four 3-phenyl-2-propene compounds. The changes in the pressure and temperature were recorded by a recorder and a signal conditioner. After the reaction, the products were cooled to the room temperature and collected. In order to reduce the experimental error, three parallel experiments were conducted at each temperature.

2.3 Analysis of the peroxide value

In order to detect the formation of peroxides, the peroxide value of oxidation was determined by iodimetry at different temperatures. About 0.1 g sample obtained from the oxidation was added to aqueous potassium iodide. The peroxides were reduced by potassium iodide (eqn (1)). An equivalent amount of iodine was liberated with starch, and the solution became blue. Then, the solution was titrated with standardized sodium thiosulfate solution until the blue color disappeared (eqn (2)). The experiment was carried out three times in parallel to obtain the average value. The results were quantified as milligrams per kilogram (mmol kg⁻¹) of peroxide.

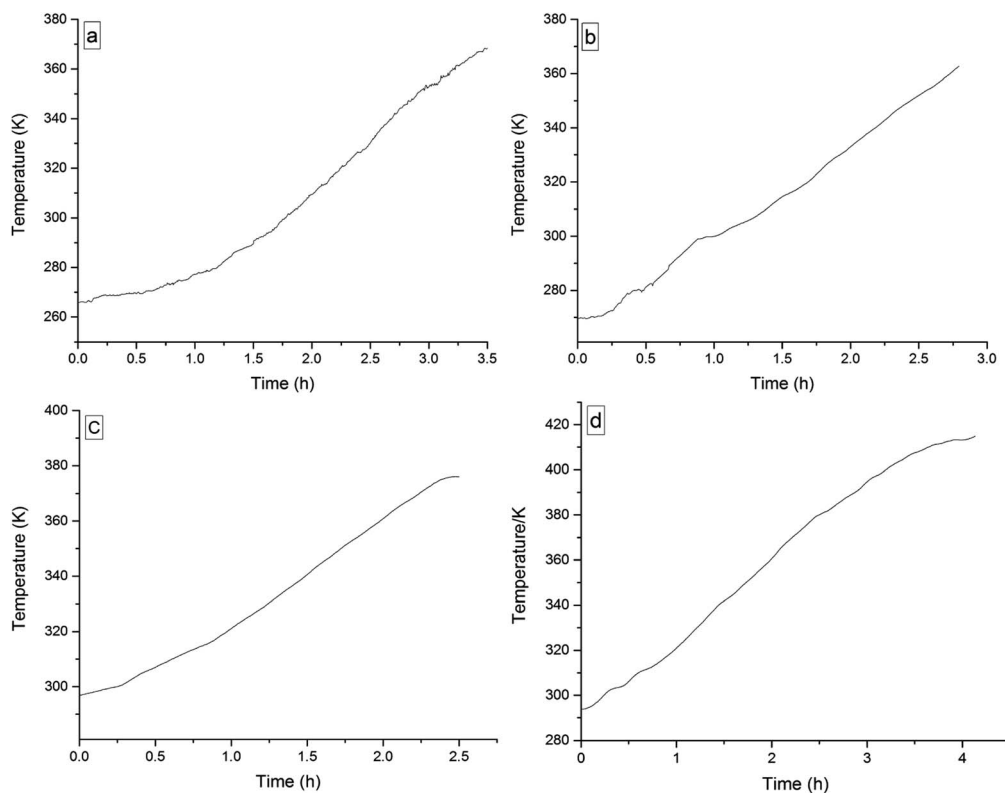
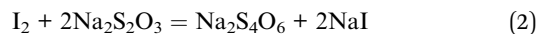
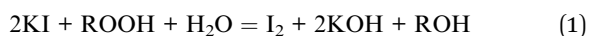


Fig. 3 Temperature versus time plots for the four 3-phenyl-1-propene compounds under nitrogen atmosphere, namely, (a) cinnamaldehyde, (b) cinnamyl alcohol, (c) β-methylstyrene, and (d) cinnamic acid.



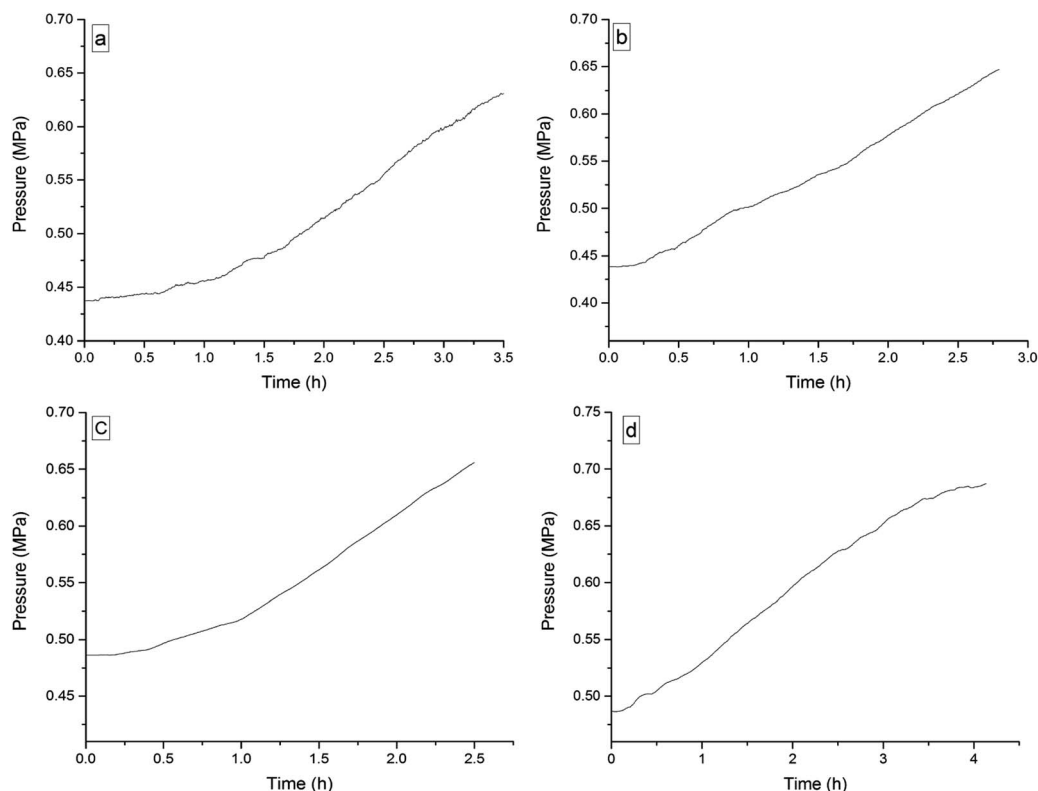


Fig. 4 Pressure versus time plots for the four 3-phenyl-1-propene compounds under nitrogen atmosphere, namely, (a) cinnamaldehyde, (b) cinnamyl alcohol, (c) β -methylstyrene, and (d) cinnamic acid.

2.4 Analysis of the oxidation products

GC-MS gas (chromatography-mass spectrometry) is an effective means to analyze the oxidation products of the four 3-phenyl-2-propene compounds. It is significant for the safe use of four 3-phenyl-2-propene compounds, the analysis of the oxidation mechanism, and the thermal decomposition characteristics. The GC-MS (GCMS-QP2010 Ultra, Shimadzu Corp.) for the analysis of the oxidation products contained an electron impact ionization detector (EID: 70 eV) and a DB-WAX fused silica capillary column (with an inner diameter of $30 \text{ m} \times 0.25 \text{ mm}$, a film thickness of 0.25 mm; J&W Scientific Inc.). The following temperature program was used: maintained 343.15 K for 3 min, which first rose to 450.15 K (8 K min^{-1}) and then rose to 473.15 K (5 K min^{-1}), and finally rose to 513.15 K (20 K min^{-1}). The carrier gas is high-purity helium gas, the column flow rate is 1.53 mL min^{-1} ; the injection volume is $0.2 \text{ }\mu\text{L}$, the split ratio is 80.0 : 1, the inlet temperature is 523.15 K, and the interface temperature is 503.15 K. The scanning range of the mass spectrometer is 20–500 m/z in the full scan mode.

3. Results and discussion

3.1 Thermal stability of the four 3-phenyl-2-propene compounds' oxidation

The four 3-phenyl-2-propene compounds have two reactive functional groups of unsaturated double bonds and terminal groups, whose structures are shown in Fig. 2.

In terms of the molecular structures, they have active chemical properties. Therefore, it is necessary to investigate their thermal stability and oxidation reactivity using MCPVT. The dosages of the four 3-phenyl-2-propene compounds were about 0.9 g. The amount of the initial gas was about 0.007 mol (the initial pressures of cinnamaldehyde and cinnamyl alcohol were about 0.45 MPa at 270 K. The initial pressure of β -methylstyrene and cinnamic acid were about 0.5 MPa at 300 K). In the experiments, cinnamaldehyde and cinnamyl alcohol were heated approximately from 270 K to 370 K, and β -methylstyrene and cinnamic acid were heated from room temperature to 390 K and 410 K, respectively. The heating rate was about $0.5 \text{ }^\circ\text{C min}^{-1}$. First, the thermal stability of the four 3-phenyl-2-propene compounds was investigated. The heating experiments of the four 3-phenyl-2-propene compounds were carried out under nitrogen atmosphere; the experimental results of T - t (temperature vs. time) and P - t (pressure vs. time) are shown in Fig. 3 and 4, respectively. Then, the thermal oxidation of the four 3-phenyl-2-propene compounds was performed under oxygen atmosphere. The pressure and internal temperature of the reactor were monitored from 260 K to 423 K slowly; the results of T - t and P - t are shown in Fig. 5 and 6, respectively.

Whether under oxygen or nitrogen atmosphere, the T - t curves are straight lines with no sharp change points in Fig. 3 and 5, which indicated that no exothermic chemical reaction occurred. As shown in Fig. 4, the P - t curves are also straight lines under nitrogen atmosphere, which indicated that no

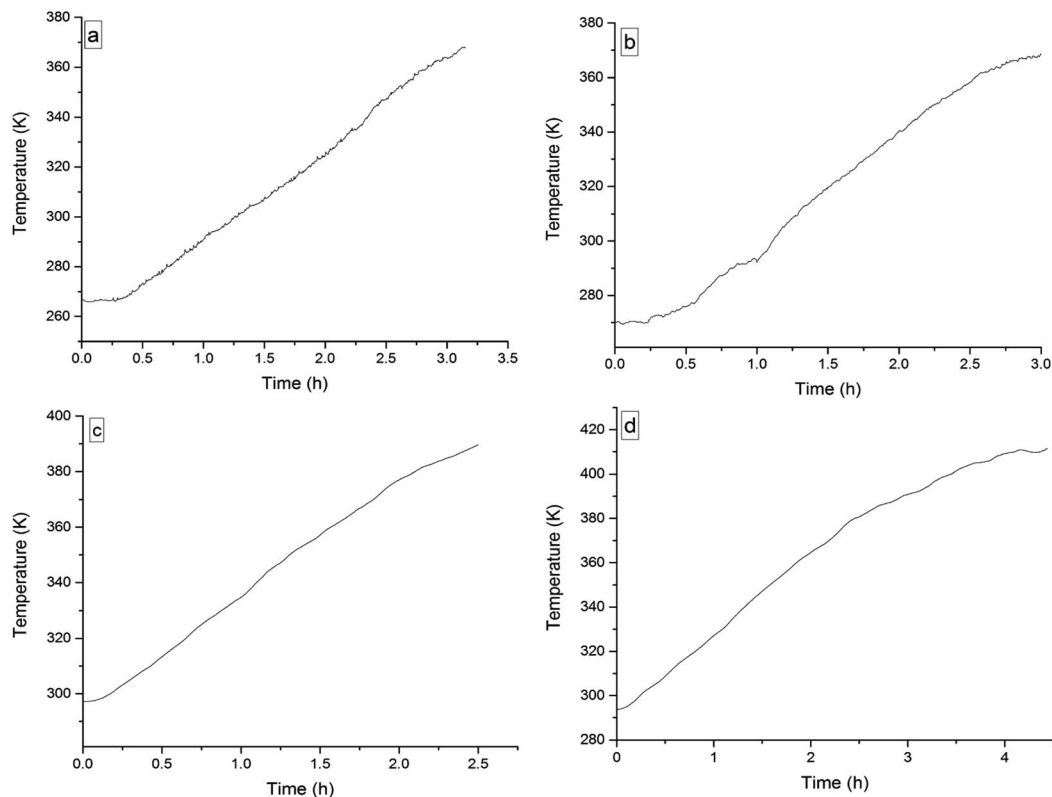


Fig. 5 Temperature versus time plots for the four 3-phenyl-1-propene compounds under oxygen atmosphere, namely, (a) cinnamaldehyde, (b) cinnamyl alcohol, (c) β -methylstyrene, (d) and cinnamic acid.

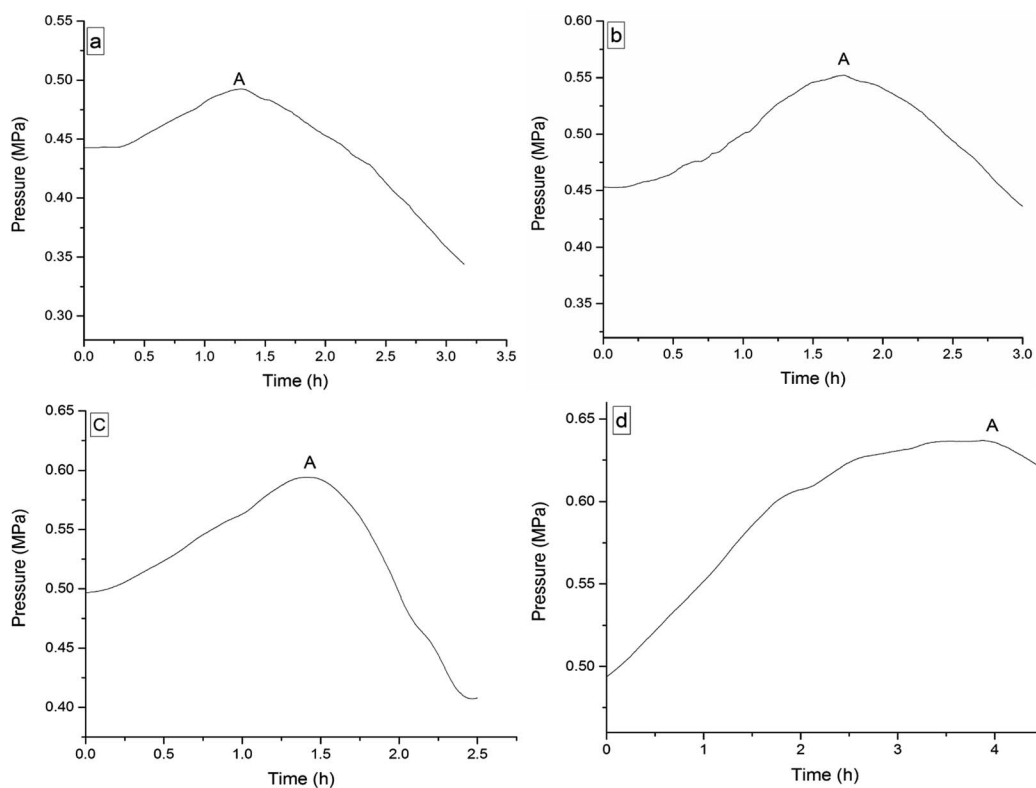


Fig. 6 Pressure versus time plots for the four 3-phenyl-1-propene compounds under oxygen atmosphere, namely, (a) cinnamaldehyde, (b) cinnamyl alcohol, (c) β -methylstyrene, (d) and cinnamic acid.



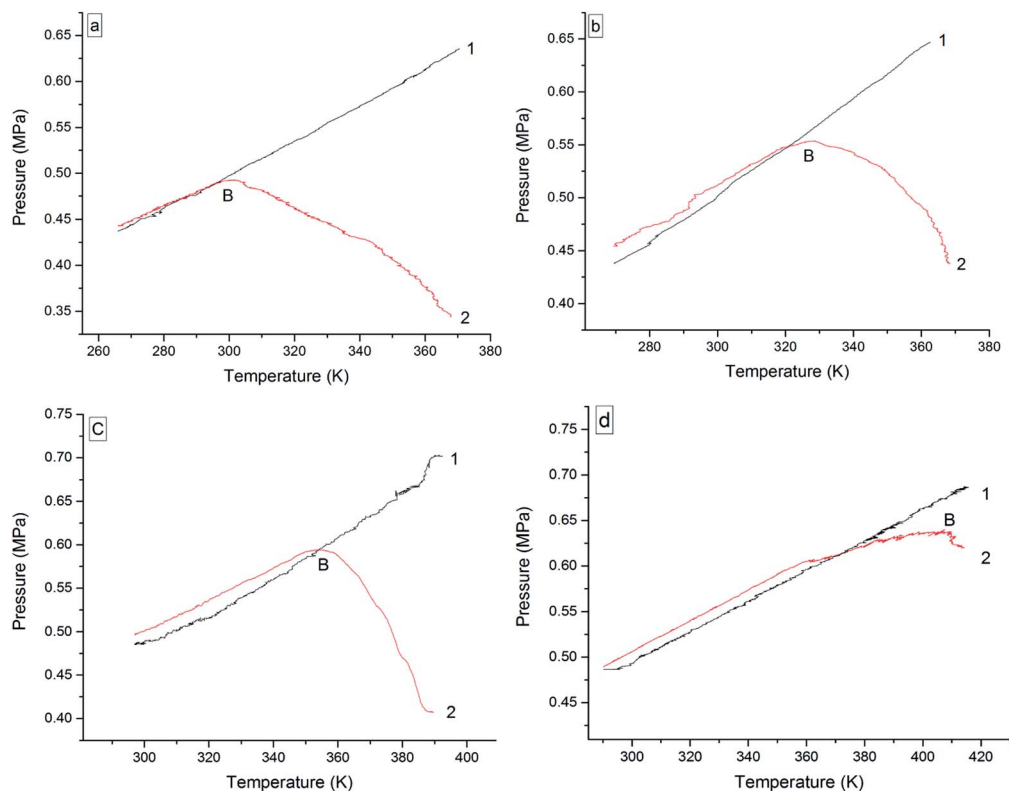


Fig. 7 Pressure versus temperature plots for the four 3-phenyl-1-propene compounds, namely, (a) cinnamaldehyde, (b) cinnamyl alcohol, (c) β -methylstyrene, and (d) cinnamic acid; (1) nitrogen, (2) oxygen.

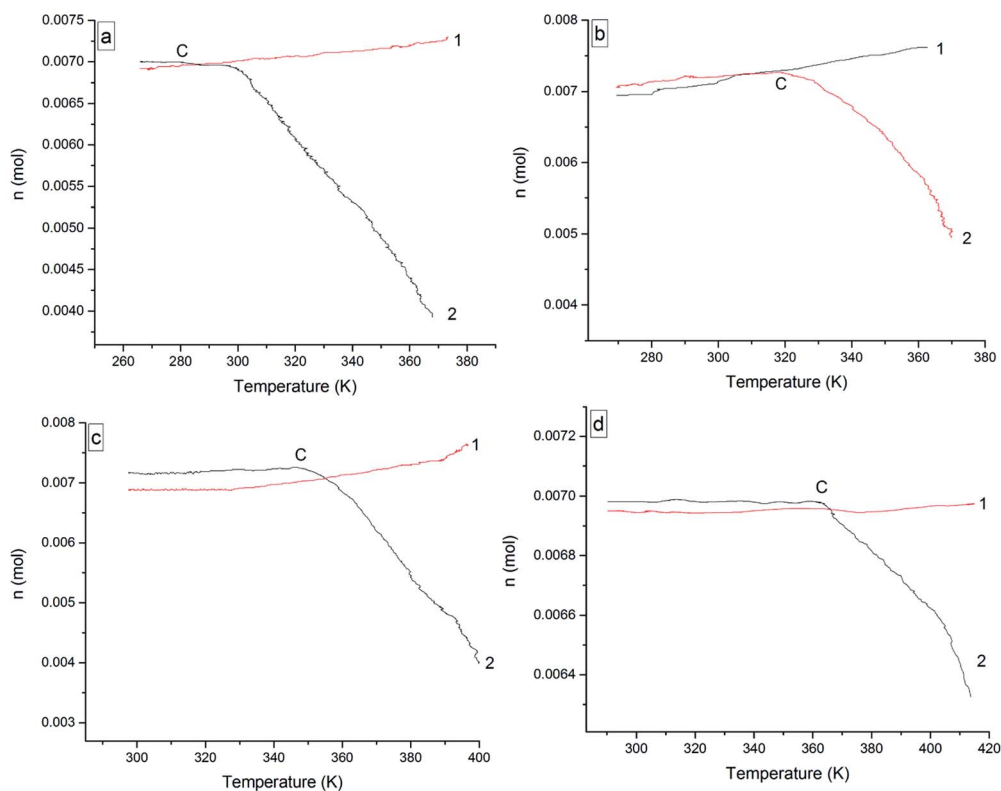
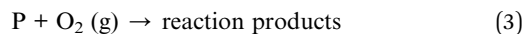


Fig. 8 The value for n versus temperature for the four 3-phenyl-1-propene compounds, (a) cinnamaldehyde, (b) cinnamyl alcohol, (c) β -methylstyrene, and (d) cinnamic acid; (1) nitrogen, (2) oxygen.

chemical reaction occurred. The P - t curves of Fig. 6 are also not straight lines, which have dramatic drop points (A) under oxygen atmosphere. The autoxidation of cinnamyl alcohol was investigated upon air exposure.⁶ Cinnamaldehyde could react with oxygen even at room temperature.²⁵ The pressure characteristics showed that the gas was gradually reduced. In other words, oxygen was absorbed and oxidation occurred. The oxidation of the four 3-phenyl-2-propene compounds (P) is shown in reaction (3).



The oxidation reactions of the four 3-phenyl-2-propene compounds are gas-liquid or gas-solid reactions. They reacted with oxygen to form non-gaseous products, resulting in a pressure reduction in the MCPVT. The four 3-phenyl-2-propene compounds are liquid (l) or solid (s) at room temperature, whose boiling points are higher than 445 K at 0.1013 MPa. However, their vapor pressures could not be ignored in the experimental temperature range (260–423 K) and 0.5 MPa pressure. Thus, the pressure behaviors of the oxidation process could not be completely regarded as a change process in the oxygen (g) content. In order to gain insights into the initial point at which oxygen is consumed, *i.e.*, the T_a of the four 3-phenyl-2-propene compounds, the amount of the gaseous substance was calculated using the ideal gas equation ($n = PV/RT$), where the gas constant $R = 8.314 \text{ J mol}^{-1} \text{ K}^{-1}$, and T and P were obtained through Fig. 7. The reactor volume $V = 35 \text{ mL}$. The results of n - T (number of moles *vs.* temperature) are shown in Fig. 8.

In Fig. 7, the P - T (pressure *vs.* temperature) curves were directly obtained from the P - t and T - t relationships. The P - T curves for nitrogen atmosphere are a straight line without apparent change points, *i.e.*, no chemical reaction occurred. However, the P - T curves for the oxygen atmosphere are not a straight line, and contain a pressure drop point (B), which showed that oxidation happened. When $T > B$, rapid oxidation took place. Insufficiently, the temperature of oxygen absorption could not be reflected in Fig. 7.

In Fig. 8, the value for n increased as the temperature increased under nitrogen atmosphere, which embodied the volatilization process of cinnamaldehyde, cinnamyl alcohol, and β -methylstyrene in the heating process. When the boiling point of the compounds is low, they are more volatile. Unlike the other three 3-phenyl-2-propene compounds, the value for n almost remained constant with increasing temperature. Cinnamic acid is a solid with low volatility, which can be ignored.

Under oxygen atmosphere, the value for n remained constant or slowly increased with temperature up to C and then decreased as the temperature increased in the four 3-phenyl-2-propene compounds system. When the rising rate of the value for n under oxygen atmosphere is less than that of nitrogen, oxygen was absorbed. So, the temperature of oxygen absorption (T_a) of cinnamaldehyde, cinnamyl alcohol, β -methylstyrene, and cinnamic acid was 271.25 K, 292.375 K, 323.125 K, and 363.875 K, respectively. As the experimental temperature rose, the value for n decreased gradually. The four 3-phenyl-2-

propene compounds reacted with oxygen rapidly. The temperatures of rapid oxidation (T_R) were calculated according to the method of exothermal onset temperature in differential scanning calorimetry (DSC). The T_R of cinnamaldehyde, cinnamyl alcohol, β -methylstyrene, and cinnamic acid was 301.125 K, 332.75 K, 357.91 K, and 385.375 K, respectively. The T_R is almost consistent with the temperature at which the pressure began to drop. Therefore, the reactions of the four 3-phenyl-2-propene compounds include their evaporation and oxidation with oxygen without thermal decomposition. The T_a and T_R of the four 3-phenyl-1-propene compounds are shown in Table 1.

The T_a and T_R order for the four 3-phenyl-2-propene compounds was derived to be cinnamic acid > β -methylstyrene > cinnamyl alcohol > cinnamaldehyde. The T_a and T_R reflected the reactivity of the four 3-phenyl-2-propene compounds with oxygen. Thus, the following oxidation reactivity order could be derived: cinnamaldehyde > cinnamyl alcohol > β -methylstyrene > cinnamic acid. The chemical structure characteristics were related to the oxidation characteristics, which could explain the reactivity sequence. The activity of the functional groups was related to the reactivity of the four 3-phenyl-2-propene compounds. The reaction sites of the four 3-phenyl-2-propene compounds included the carbon-carbon double bonds and substituents. Undoubtedly, the substituents' activity sequence is $\text{CHO} > \text{CH}_2\text{OH} > \text{CH}_3 > \text{COOH}$. Due to the high activity of the aldehyde groups, they are prone to oxidation to peroxide, which would initiate further oxidation and the reactivity of cinnamaldehyde was improved. Matte¹⁷ reported that the electronegativity of the oxygen atoms weakened the closest C-C bond, and the hydroxyl group, especially the carbonyl group, showed a reduced energy of the C-C bond, suggesting that aldehydes have higher reactivity with respect to the corresponding alcohols and alkanes. For low temperature oxidation, aldehyde was produced during the reaction of alcohol with O_2 , hindering the formation of QOOH ,¹⁷ which is significant for inducing oxidation. This indicates that the alcohol has lower activity than that of the aldehyde. The mesomeric structures of the unshared pair of electrons in the oxygen singly bonded to the carbonyl carbon allow the ester resonance, thus stabilizing the methyl-butanoate group. Similarly, the carboxyl group of cinnamic acid lowers the reactivity. Moreover, the substituents have a great influence on the reactivity of olefins. The electronic effects of the terminal functional groups affected the activity of

Table 1 Temperature of oxygen absorption (T_a) and rapid oxidation (T_R)

Compounds	Atmosphere	T_a/K	T_R/K
Cinnamaldehyde	N_2	—	—
Cinnamyl alcohol	N_2	—	—
β -Methylstyrene	N_2	—	—
Cinnamic acid	N_2	—	—
Cinnamaldehyde	O_2	271.75	301.125
Cinnamyl alcohol	O_2	292.375	332.75
β -Methylstyrene	O_2	323.125	357.91
Cinnamic acid	O_2	363.875	385.75

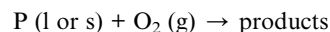


the carbon–carbon double bonds. Electron withdrawing groups attached to the alkene double bonds increased the reactivity of the carbon–carbon double bonds with oxygen, while electron donating groups decreased the reactivity. The activation ability of the X group in compound $\text{CH}_2 = \text{CHX}$ is in the descending order of $\text{CHO} > \text{COOR}$,²⁶ which provided evidence for the low reactivity of cinnamic acid. However, the hydrogen bond between the cinnamic acid molecules allows it to have a minimum-energy structure, which requires higher activation energy to react. Also, the activation energy of cinnamic acid is the highest, as given in Section 3.2. The high activation energy of the reaction pathways is the “pinning-back” of the alcohol proton by hydrogen bonding, rendering it less likely to take part in any oxidation process.²⁷ To sum up, the oxidation reactivity order was derived as cinnamaldehyde > cinnamyl alcohol > β -methylstyrene > cinnamic acid, which coincided with the MCPVT results.

3.2 Kinetics of oxidation of the four 3-phenyl-2-propene compounds

Chemical kinetics is an important method to study the reactivity and stability of the compounds. The four 3-phenyl-2-propene compounds are unstable under an oxygen atmosphere. Therefore, it is necessary to study the oxidation kinetics of the four 3-phenyl-2-propene compounds to determine the oxidation kinetics in the heating process using MCPVT. It is of great significance to understand the reactivity and thermal stability for the oxidation of the four compounds.

It is assumed that the oxidation of the four 3-phenyl-2-propene compounds occurred as follows.



$$\begin{array}{llll} t = 0 & A_0 & B_0 & \\ t = t & A_0 - X & B_0 - X & X \end{array}$$

Kinetic equation (eqn (4)):

$$\text{d}X/\text{d}t = k(A - X)^\alpha(B - X)^\beta \quad (4)$$

where t is the time, A_0 is the initial molar number of the 3-phenyl-2-propene compounds, B_0 is the initial molar number of oxygen, X is the moles of reaction products at t , k is the rate constant of oxidation, and α and β is the reaction order of the four 3-phenyl-2-propene compounds and oxygen, respectively.

If we make the following assumptions

(1) The oxidation kinetics is a second-order reaction.

(2) Oxygen is an ideal gas, and the remaining number of moles of oxygen can be calculated by the ideal gas equation: $n_t = (B_0 - X) = PV/RT$ (P is pressure, R is gas constant, T is temperature). For the experiment, $n_{A_0} = n_{B_0} = 0.0071$ mol.

So, eqn (5) is simplified by the integral eqn (4)

$$X/(A - X)A = kt \quad (5)$$

The rate constant:

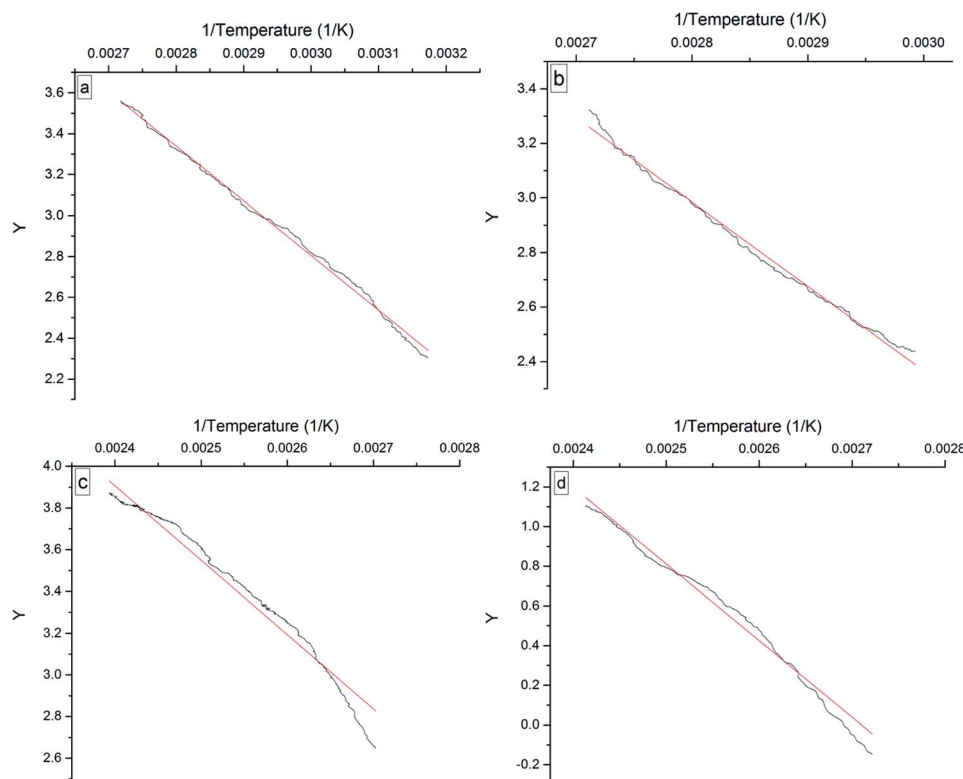


Fig. 9 Y versus $1/\text{temperature}$ plots for the four 3-phenyl-1-propene compounds, namely, (a) cinnamaldehyde, (b) cinnamyl alcohol, (c) β -methylstyrene, and (d) cinnamic acid.



Table 2 Kinetic parameters for the oxidation of the four 3-phenyl-2-propene compounds

Compound	Equation	$E_a/(\text{kJ mol}^{-1})$	T/K	R^2
Cinnamaldehyde	$Y = -2677.25 \times (1/T) + 10.83$	22.26	315–368	0.9966
Cinnamyl alcohol	$Y = -3091.31 \times (1/T) + 11.64$	25.70	334–370	0.9923
β -Methylstyrene	$Y = -3568.76 \times (1/T) + 12.47$	29.67	370–404	0.9847
Cinnamic acid	$Y = -3874.29 \times (1/T) + 10.50$	32.21	367–414	0.9805

$$k = A \exp(-E_a/RT) \quad (6)$$

where A is the pre-exponential factor and E_a is the activation energy.

Then, eqn (7) can be obtained by the logarithm of eqn (5) and (6).

$$Y = -E_a/RT + \ln A = \ln[X/(A - X)At] \quad (7)$$

Fig. 9 shows the $Y \sim 1/T$ plots of the four 3-phenyl-2-propene compounds in the heating process, which indicated that Y has a good linear relationship with $1/T$. The E_a for the oxidation of the four compounds was obtained from the linear slope. The fitted linear equations and E_a are given in Table 2. The linear oxidation reaction equations of the four 3-phenyl-2-propene compounds are second-order reactions.

The E_a is important to understand the nature and characteristics of the compounds and the chemical reactions, which represents the difficulty of the reaction at a certain temperature.

In particular, cinnamaldehyde easily reacted with oxygen even at 304 K because of the low E_a . The thermal runaway of cinnamaldehyde was detected due to oxidation.²⁵ The E_a is consistent with the oxidation reactivity of the four 3-phenyl-2-propene compounds. The E_a also showed that the oxidation reactivity order was cinnamaldehyde > cinnamyl alcohol > β -methylstyrene > cinnamic acid. As important components of special plant resources in Guangxi, the four 3-phenyl-2-propene compounds should be kept away from oxygen and air during storage, transportation, and usage.

3.3 Pressure behavior of the four 3-phenyl-2-propene compounds oxidation under isothermal conditions

To investigate the thermal oxidation behavior of the four 3-phenyl-2-propene compounds, isothermal oxidation experiments were conducted for 6 h by MCPVT under oxygen atmosphere. Equal number of moles of oxygen and the reactant were put into the experiment. The inner temperature and pressure of

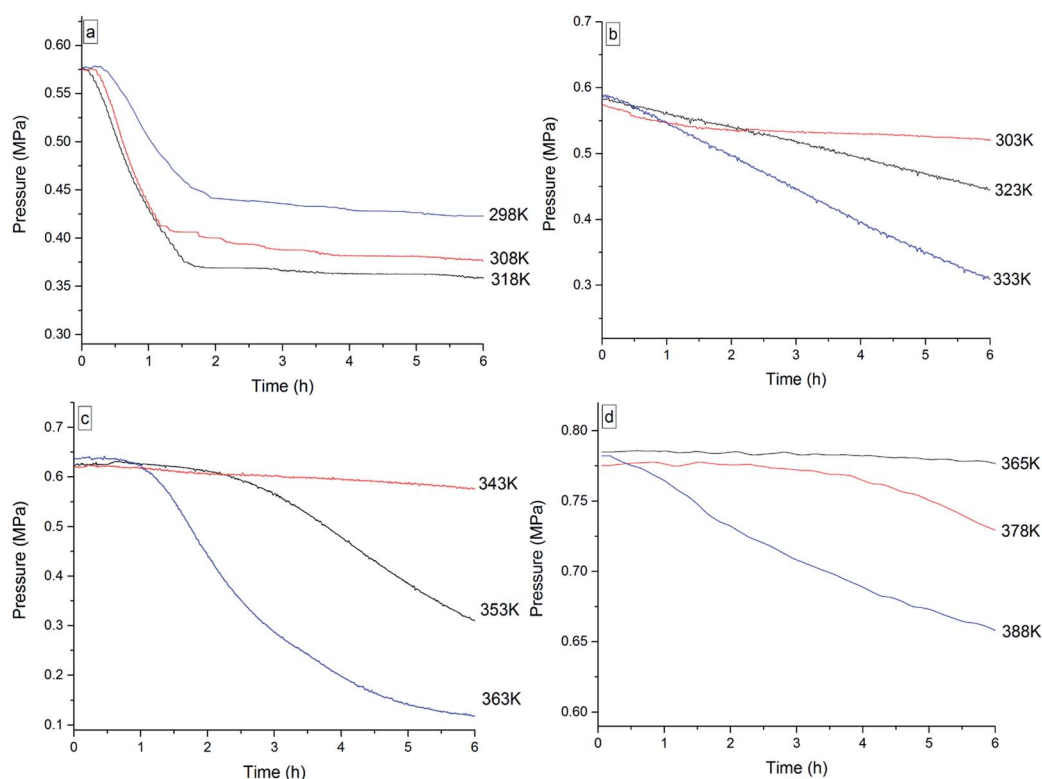


Fig. 10 Pressure vs. time plots for the oxidation of the four 3-phenyl-2-propene compounds, namely, (a) cinnamaldehyde, (b) cinnamyl alcohol, (c) β -methylstyrene, and (d) cinnamic acid.



Table 3 Oxygen consumption of the four 3-phenyl-2-propene compounds

(a) Oxygen consumption of cinnamaldehyde			
Temperature (K)	298	308	318
Oxygen consumption (mol $\times 10^{-3}$)	2.03	2.69	2.87
(b) Oxygen consumption of cinnamyl alcohol			
Temperature (K)	303	323	333
Oxygen consumption (mol $\times 10^{-3}$)	7.73×10^{-1}	1.71	3.34
(c) Oxygen consumption of β -methylstyrene			
Temperature (K)	343	353	363
Oxygen consumption (mol $\times 10^{-3}$)	5.45×10^{-1}	3.68	6.04
(d) Oxygen consumption of cinnamic acid			
Temperature (K)	365	378	388
Oxygen consumption (mol $\times 10^{-3}$)	9.52×10^{-2}	5.09×10^{-1}	1.35

the reactor were traced when the vessel of cinnamaldehyde was heated to 298 K, 308 K, and 318 K respectively (when the vessel of cinnamyl alcohol was heated to 303 K, 323 K, and 333 K, respectively; when the vessel of cinnamyl alcohol was heated to 343 K, 353 K, and 363 K, respectively; when the vessel of β -methylstyrene was heated to 365 K, 378 K, and 388 K, respectively). The experimental results of the P - t (pressure vs. time) relationship are shown in Fig. 10.

The P - t curve under oxygen atmosphere was not a horizontal line and included the pressure-drop process, indicating that a great deal of oxygen was consumed and that the oxidation process was temperature-dependent. The oxygen consumption during the oxidation of the four 3-phenyl-2-propene compounds was calculated to measure the oxidation degree between the number of moles (n) at the beginning and at the end of the reaction in Table 3.

The results indicated that oxygen consumption rapidly increased when the reaction temperature increased. A relatively

low oxygen absorption process was investigated for cinnamaldehyde at 298 K, cinnamyl alcohol at 308 K, β -methylstyrene at 333 K, and cinnamic acid at 365 K. The peroxide formation process of the four 3-phenyl-2-propene compounds with oxygen is nearly identical. In particular, oxygen consumption rapidly increased near the rapid oxidation temperature. This phenomenon was also observed in the oxidation process of ethers²⁸ and abietic acid,²⁹ which was explained by the mechanism of free radical chain reaction. A large number of free radicals were generated by the thermal decomposition of peroxide, accelerating the oxidation to produce complex secondary oxidation products. The accumulation of the free radical concentration resulted in the deep radical oxidation of the four 3-phenyl-2-propene compounds with oxygen. Thus, the combination of the four 3-phenyl-2-propene compounds with oxygen to generate peroxides is the key. The presence of peroxides could accelerate the reaction, which may cause thermal runaway.³⁰

3.4 Peroxide value of the four 3-phenyl-2-propene compounds

The MCPVT results showed the evidence that oxygen was absorbed in the reaction, which is a complex oxidation process. It deserves careful consideration that some products would be formed in the initial oxidation at a low temperature. The structural characteristics of the four 3-phenyl-2-propene compounds enable the formation of peroxides. Peroxide is a hazardous compound, whose structure and thermal properties indicate that the O-O bond is fragile. Owing to its instability, peroxide is difficult to separate and characterize. To confirm the formation of the peroxide, the peroxide concentrations (peroxide value) were measured by iodimetry. The variation in the peroxide value with the reaction time for the four 3-phenyl-2-propene compounds at 373 K is shown in Fig. 11.

The peroxide value results proved that peroxides were produced in the oxidation process. The change trend in the peroxide value of the four 3-phenyl-2-propene compounds with the oxidation time was similar. The peroxide value increased with the oxidation time. The order of the peroxide formation rate is as follows: cinnamaldehyde > cinnamyl alcohol > β -methylstyrene > cinnamic acid, which coincided with the chemical structure and the MCPVT results. The peroxide value of cinnamaldehyde, cinnamyl alcohol, β -methylstyrene, and cinnamic acid reached the maximum of 18.88 mmol kg⁻¹, 15.07 mmol kg⁻¹, 9.62 mmol kg⁻¹, and 4.24 mmol kg⁻¹ in 6 h, respectively. Peroxide was easy to form and relatively stable at low temperature. Thus, the peroxides would accumulate, which is reflected in the increase in the peroxide value. The peroxide formation process was analogous to the known mechanism for the auto-oxidation of lipids.³¹ Peroxide as the oxidation initiator could accelerate the reaction process. In the presence of organic peroxides,²⁸ oxidation occurs easily. On exposure to physical shock or heat, the peroxide was easy to decompose due the vulnerability of the O-O bond. Many thermal runaway incidents have been caused by organic peroxides.³² Therefore, in order to

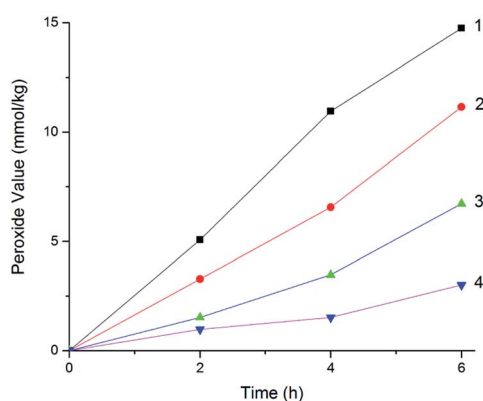


Fig. 11 Peroxide value for the four 3-phenyl-2-propene compounds, (1) cinnamaldehyde; (2) cinnamyl alcohol; (3) β -methylstyrene; (4) cinnamic acid.



Table 4 Oxidation products of cinnamaldehyde

No.	Product	Molecular formula	Relative content (%)
1	Water	H ₂ O	0.21
2	Carbon dioxide	CO ₂	0.76
3	Acetaldehyde	C ₂ H ₄ O	0.65
4	Formic acid	CH ₂ O ₂	2.06
5	Acetic acid	C ₂ H ₄ O ₂	0.07
6	Benzaldehyde	C ₇ H ₆ O	25.2
7	Phenylacetaldehyde	C ₈ H ₈ O	7.02
8	Acetophenone	C ₈ H ₈ O	4.31
9	Phenylglyoxylic acid	C ₈ H ₈ O ₂	1.48
10	Ethyl benzoate	C ₉ H ₁₀ O ₂	1.46
11	3-Phenyloxirane-2-carbaldehyde (epoxide)	C ₉ H ₈ O ₂	10.28
12	Benzoic acid	C ₇ H ₆ O ₂	4.93
13	Ethyl phenylacetate	C ₁₀ H ₁₂ O ₂	0.47
14	2-Hydroxyacetophenone	C ₈ H ₈ O ₂	4.62
15	Cinnamaldehyde	C ₉ H ₈ O	22.25
16	Ethyl cinnamate	C ₁₁ H ₁₂ O ₂	6.64
17	Cinnamic acid	C ₉ H ₈ O ₂	7.37
18	Unknown component		0.22

avoid the formation of peroxides, the method of prohibiting oxygen or nitrogen protection should be used in the process of production, storage, and transportation.

3.5 Products of oxidation

The oxidation products are complex and interesting, which are essential to comprehend the characteristics of the oxidation process, reactivity, and mechanism. In order to study the initial oxidation products and explore the pathways for the oxidation of the four 3-phenyl-2-propene compounds, an in-depth study

of the oxidation products' composition was undertaken by GC-MS, as shown in Tables 4–7. Because of the four 3-phenyl-2-propene compounds with phenylethenyl structure, benzaldehyde and epoxide as the common oxidation products were detected, which is the result of the unsaturated carbon–carbon bond being attacked by oxygen. The epoxidation pathway most likely proceeds *via* oxametallacycle intermediates, which are formed through oxygen addition to the carbon–carbon double bond.¹² Epoxidation is the interaction between the peroxy radical and the carbon–carbon double bond.^{33,34} This indicated that epoxidation is an expression of oxidation of the carbon–

Table 5 Oxidation products of cinnamyl alcohol

No.	Product	Molecular formula	Relative content (%)
1	Water	H ₂ O	2.42
2	Methanol	CH ₄ O	0.25
3	Formic acid	CH ₂ O ₂	0.46
4	Glycolaldehyde	C ₂ H ₄ O ₂	3.98
5	Benzaldehyde	C ₇ H ₆ O	18.59
6	Benzeneacetaldehyde	C ₈ H ₈ O	0.25
7	2-Hydroxyethyl benzoate	C ₉ H ₁₀ O ₃	0.72
8	Phenylgloxal	C ₈ H ₆ O ₂	0.44
9	Benzoic acid	C ₇ H ₆ O ₂	5.16
10	Benzenepropanol	C ₉ H ₁₂ O	0.38
11	2-Hydroxyacetophenone	C ₈ H ₈ O ₂	0.61
12	Cinnamaldehyde	C ₉ H ₈ O	14.47
13	Cinnamyl alcohol	C ₉ H ₁₀ O	34.49
14	Cinnamyl formate	C ₁₀ H ₁₀ O ₂	5.15
15	2,3-Epoxy-3-phenylpropan-1-ol (epoxide)	C ₉ H ₁₀ O ₂	5.41
16	1-Propanone, 3-hydroxy-1-phenyl	C ₉ H ₁₀ O ₂	0.42
17	Cinnamic acid	C ₉ H ₈ O ₂	1.12
18	1-Phenyl-1,2-ethanediol	C ₈ H ₁₀ O ₂	4.55
19	1,2-Dibenzoylthane	C ₁₆ H ₁₄ O ₂	1.15
20	Unknown		0.1



Table 6 Oxidation products of β -methylstyrene

No.	Product	Molecular formula	Relative content (%)
1	Acetaldehyde	C ₂ H ₄ O	0.38
2	Acetic acid	C ₂ H ₄ O ₂	0.13
3	Benzaldehyde	C ₇ H ₆ O	25.11
4	β -Methylstyrene	C ₉ H ₁₀	38.78
5	1,2-Epoxy-1-phenylpropane (epoxide)	C ₉ H ₁₀ O	28.17
6	Phenylacetone	C ₉ H ₁₀ O	0.22
7	Propiophenone	C ₉ H ₁₀ O	0.41
8	1-Phenyl-1,2-propanedione	C ₉ H ₈ O ₂	0.56
9	Benzoic acid	C ₇ H ₆ O ₂	1.53
10	1-Hydroxy-1-phenylacetone	C ₉ H ₁₀ O ₂	1.46
11	Cinnamaldehyde	C ₉ H ₈ O	2.14
12	1-Phenylpropane-1,2-diol	C ₉ H ₁₂ O ₂	1.85
13	Cinnamic acid	C ₉ H ₈ O ₂	0.37
14	Unknown		0.19

carbon double bonds. The formation of epoxides was in the descending order of β -methylstyrene > cinnamaldehyde > cinnamyl alcohol > cinnamic acid. The epoxidation rate of olefins is mainly determined by the properties of the functional groups attached to the alkene double bond, and electron donating groups are favorable for epoxidation.^{11,35} However, in the case of such allylic alcohols having internal C=C bond or branching adjacent to the C=C bond, the oxidative dehydrogenation of the -CH₂OH group is more dominant.¹³ Alcohols reacted with oxygen mostly to produce the aldehyde at a low temperature.¹⁷ This explained the formation of cinnamyl alcohol epoxide with low selectivity in cinnamyl alcohol oxidation.

Benzaldehyde was obtained from the oxidative cleavage of the C-C bond of the oxirane ring, while phenylacetaldehyde could be oxidized to benzaldehyde.³⁶ Benzaldehyde as the main product was observed in the oxidation. The yield of

benzaldehyde increased with the increase in the temperature. The selectivity for benzaldehyde was able to reach 40%. Benzaldehyde is a good natural perfume with a large demand and wide application. Several methods for the synthesis of benzaldehyde from cinnamaldehyde have been reported, which have some limitations such as the use of a catalyst. Yang *et al.*³⁷ investigated the selective oxidation of cinnamaldehyde to benzaldehyde in the presence of bicarbonate and hydrogen peroxide using β -cyclodextrin polymer as the catalyst. In the study, using oxygen as the green oxidant, the oxidation process was simple and mild, in which no pollution waste liquid was produced. The high selectivity was favorable for improving the utilization of raw materials. If the yield of benzaldehyde is further enhanced, a new thought can be provided for the synthesis of benzaldehyde from cinnamaldehyde (cinnamyl alcohol, β -methylstyrene) at low temperature.

Table 7 Oxidation products of cinnamic acid

No.	Product	Molecular formula	Relative content (%)
1	Formic acid	CH ₂ O ₂	0.13
2	Acetic acid	C ₂ H ₄ O ₂	0.37
3	Benzaldehyde	C ₇ H ₆ O	7.14
4	Benzeneacetaldehyde	C ₈ H ₈ O	4.65
5	Acetophenone	C ₈ H ₈ O	0.29
6	Benzoic acid	C ₇ H ₆ O ₂	1.71
7	Cinnamic acid	C ₉ H ₈ O ₂	82.07
8	2-Oxiranecarboxylic acid, 3-phenyl-(epoxide)	C ₉ H ₈ O ₃	0.35
9	Benzophenone	C ₁₃ H ₁₀ O	0.26
10	Isostilbene	C ₁₄ H ₁₂	0.17
11	α -Hydroxybenzeneacetic acid	C ₈ H ₈ O ₃	0.77
12	Benzoylformic acid	C ₈ H ₆ O ₃	0.14
13	Benzylphenyl ketone	C ₁₄ H ₁₂ O	0.43
14	Benzyl benzoate	C ₁₄ H ₁₂ O ₂	0.37
15	Diphenylethanedione	C ₁₄ H ₁₀ O ₂	0.23
16	Benzylideneacetophenone	C ₁₅ H ₁₂ O	0.4
17	1,2-Dibenzoylthane	C ₁₆ H ₁₄ O ₂	0.31
18	Unknown		0.19



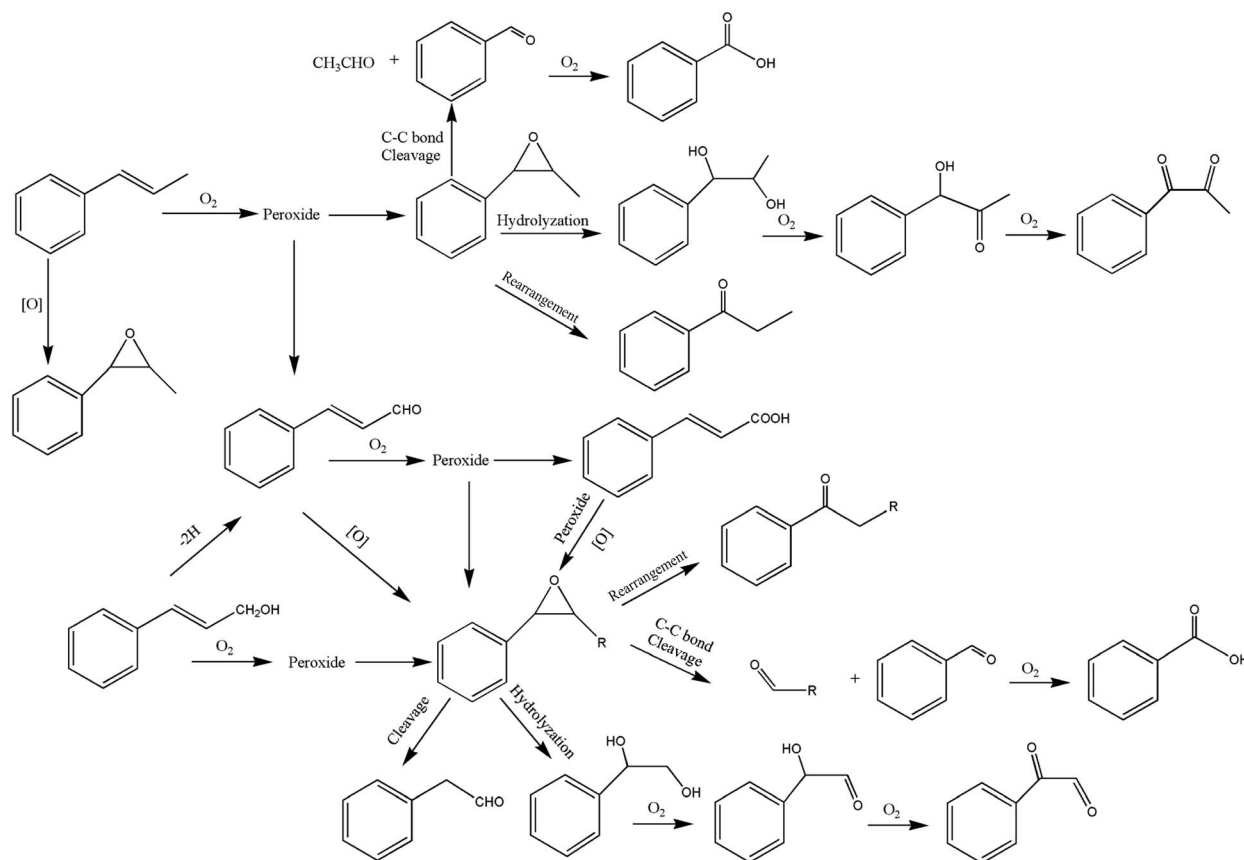
Meanwhile, differential oxidation products were detected due to the difference in the substituent groups of the four 3-phenyl-2-propene compounds. Cinnamaldehyde was detected in the oxidation of cinnamyl alcohol³⁸ and β -methylstyrene.^{1,22} Cinnamic acid was detected in cinnamaldehyde oxidation.¹⁶ However, significant difference was seen in cinnamic acid oxidation. The product of the carboxyl group of cinnamic acid was not detected. This is not surprising as the carboxyl group is relatively stable, which cannot be oxidized by oxygen. Also, the disruption of the oxidation of the propyl chain in cinnamyl alcohol and cinnamic acid would cause the formation of small molecules, such as formic acid. These oxidation products provide a deeper guidance for understanding the reactivity of the four 3-phenyl-2-propene compounds with oxygen, and are important to establish the oxidation pathways.

3.6 Pathways for the oxidation of the four 3-phenyl-2-propene compounds

It can be seen from the variety of products that the oxidation of the four 3-phenyl-2-propene compounds is very complicated. The oxidation products give a helpful insight into the oxidation pathways, which are very important to understand the stability and oxidation process of the four 3-phenyl-2-propene compounds with oxygen. Associated with the mechanism reported in the literature, the simplified oxidation pathways of the four 3-phenyl-2-propene compounds in MCPVT are proposed,

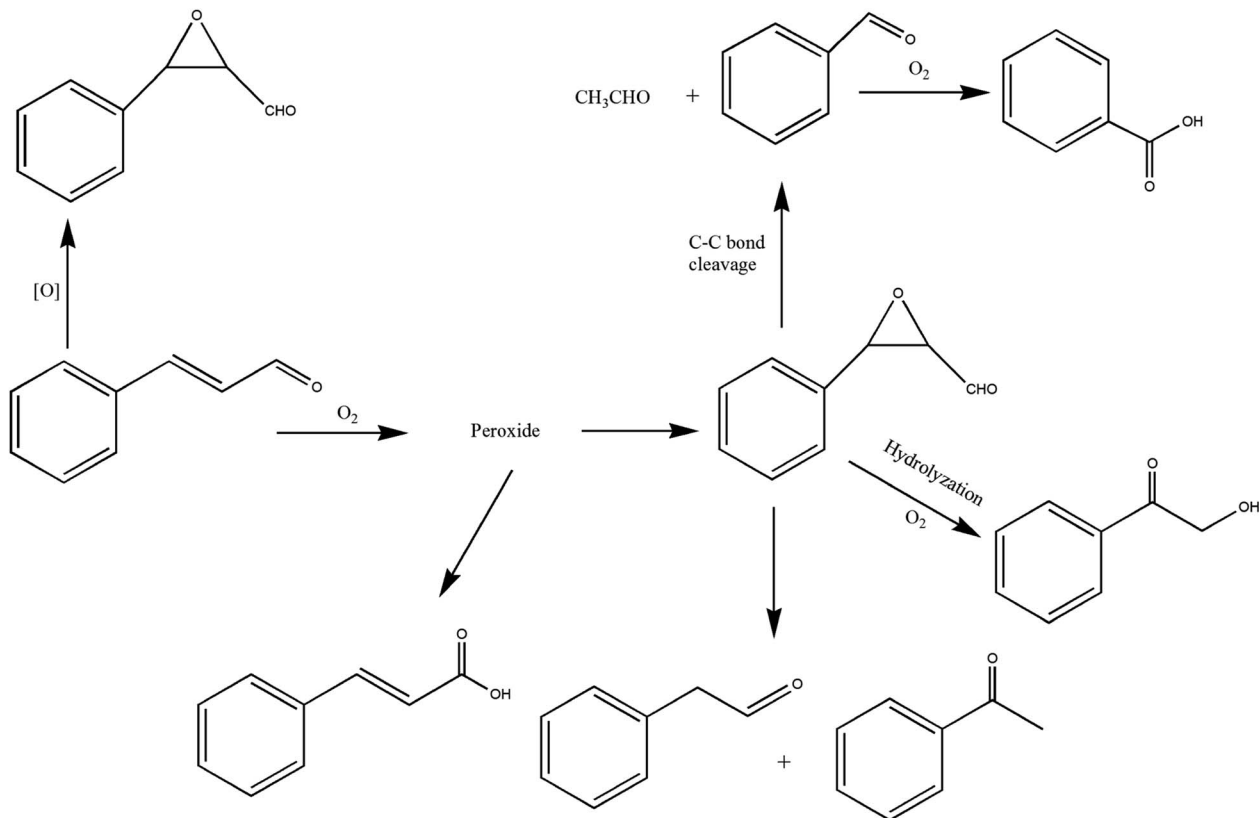
as shown in Schemes 1–5. The four 3-phenyl-2-propene compounds have two active functional groups. On the one hand, oxidation occurred at the carbon–carbon double bond. The carbon–carbon double bond of the four 3-phenyl-2-propene compounds includes the absorption of oxygen to form peroxide, followed by thermal decomposition and oxidation. Oxygen attacked the C–H bond and C–C double bond of the compounds to form hydroperoxides under certain circumstances.^{39–41} The hydroperoxides can react further to produce alcohols, ketones, peroxides, and more complex products. The epoxide compounds might be detected as the further products of peroxides.²⁹ The plausible mechanism involves the transformation of cinnamaldehyde to an open peroxide,⁴² which could be cyclized into a cyclic compound. Furthermore, the epoxidation was ascribed to the addition of peroxy radicals to the double bonds, followed by unimolecular ring-closure.⁴³ The epoxides of cinnamaldehyde and cinnamyl alcohol were formed by the interaction between the double bonds and the peroxides.³³ Similar views on the photooxidation pathway of the phytosterols have also been proposed.³⁴ O_2 addition to the allyl radicals generated the pinocarvyl ($R_{(b)}OO\cdot$) intermediate, which could eliminate the alkoxy radical to form an epoxide in α -pinene autoxidation.⁴⁴

The epoxide compounds as intermediates could produce benzaldehyde in significant amounts through C–C bond cleavage.⁴⁵ Moreover, the epoxide compounds were converted

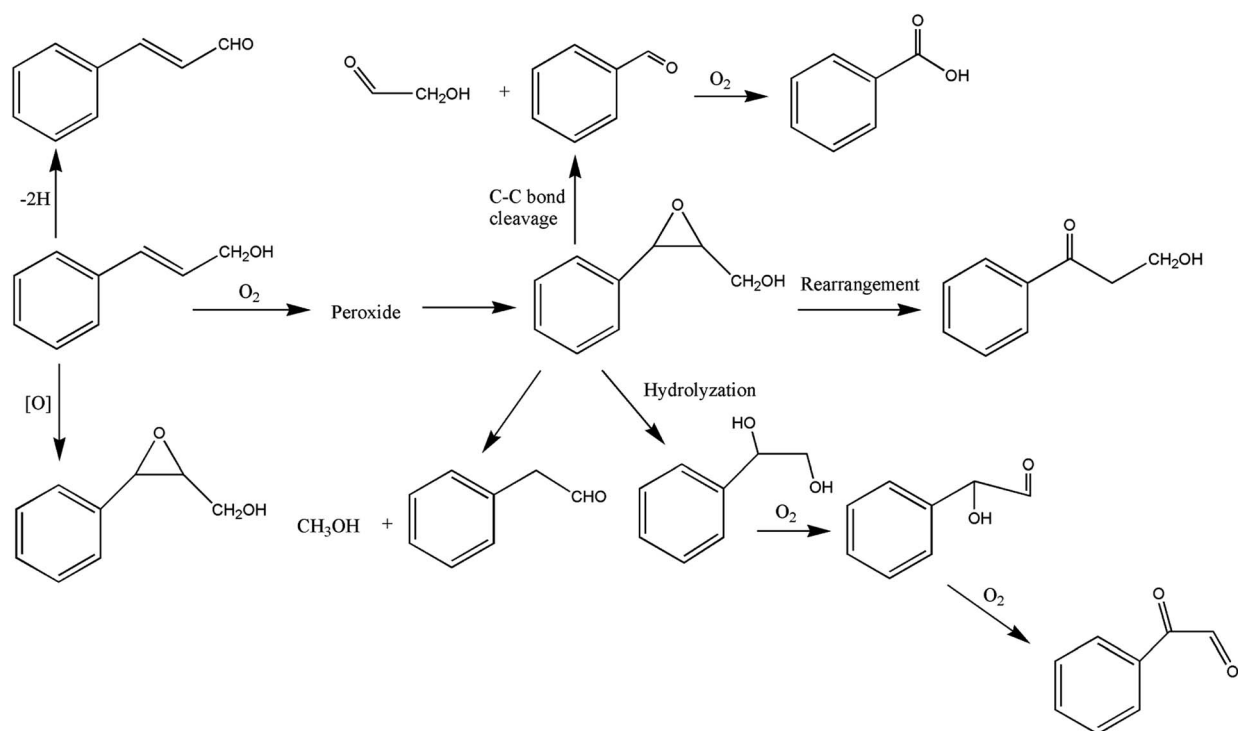


Scheme 1 Proposed reaction pathways for the oxidation of the four 3-phenyl-2-propene compounds at a low temperature.

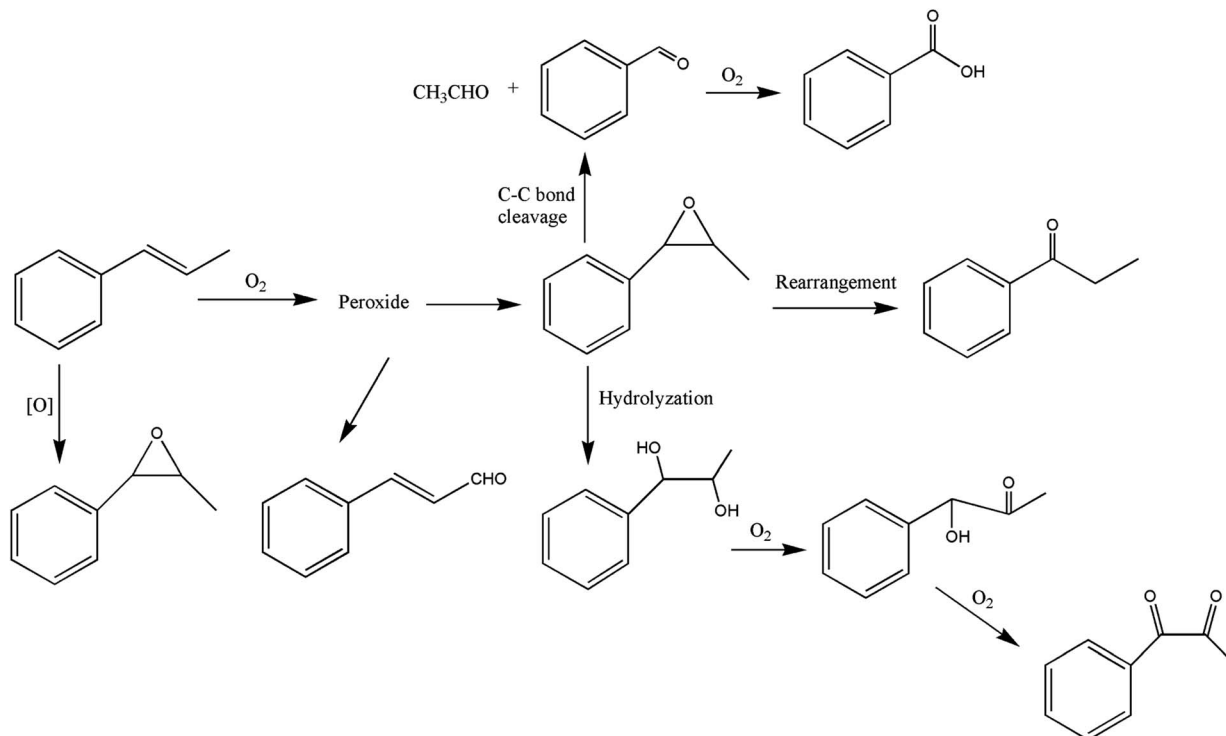




Scheme 2 Proposed reaction pathways for cinnamaldehyde oxidation at a low temperature.



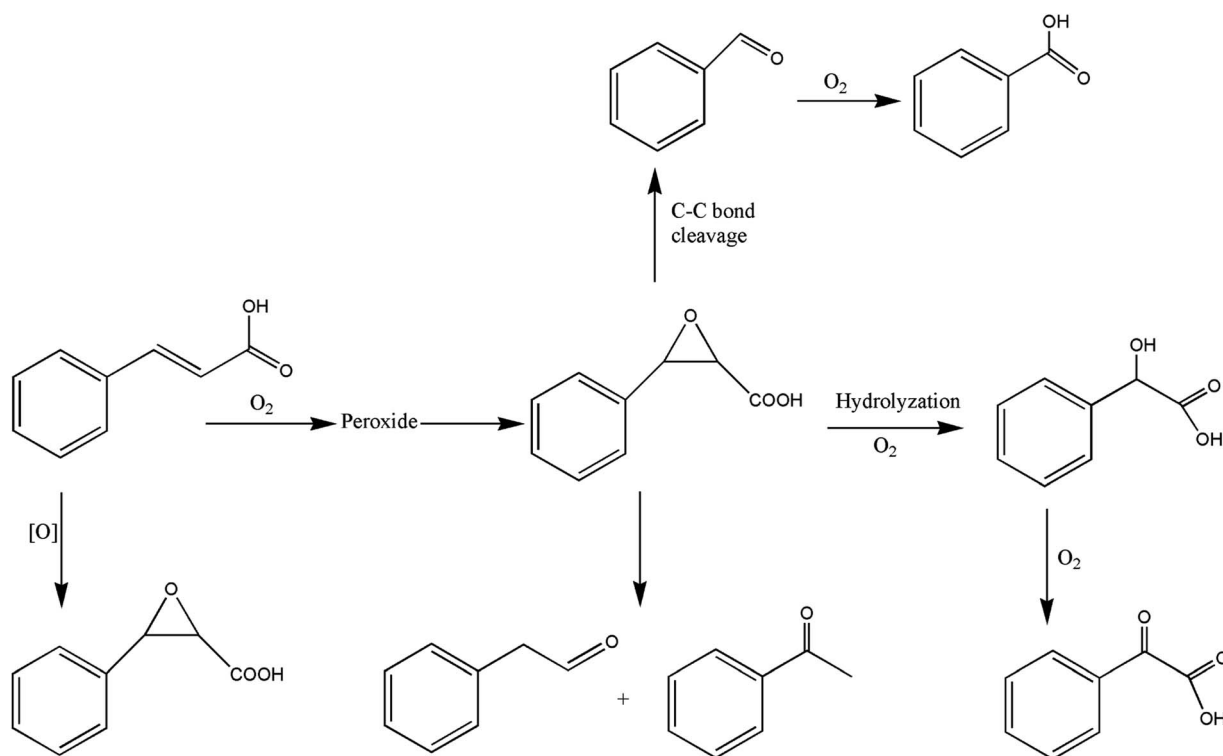
Scheme 3 Proposed reaction pathways for cinnamyl alcohol oxidation at a low temperature.



Scheme 4 Proposed reaction pathways for β -methylstyrene oxidation at a low temperature.

into the glycol derivative or carbonyl compounds by ring-opening and isomerization reactions,⁴⁶ such as 1-phenylpropane-1,2-diol and phenylacetone.

On the other hand, the reaction of the terminal substituent groups occurred. Cinnamaldehyde was obtained from the dehydrogenation of cinnamyl alcohol,⁴⁷ and could also be formed through oxygen insertion into the terminal substituent



Scheme 5 Proposed reaction pathways for β -methylstyrene oxidation at a low temperature.



groups of β -methylstyrene. Moreover, this process is accompanied by the formation of peroxides. The product of the carboxyl of cinnamic acid was not observed, which implied that the oxidation site of cinnamic acid was the carbon-carbon double bond only.

Throughout the whole oxidation processes, the substituent groups could improve the carbon-carbon double bonds reactivity; thus, the peroxides were formed easily, increasing the risk of oxidation. It is of great significance to avoid the exposure of the four 3-phenyl-2-propene compounds to air and heat, and control the storage conditions effectively.

4. Conclusions

The oxidation and the effect of the functional groups of the four 3-phenyl-2-propene compounds were studied by MCPVT. The conclusions are as follows.

(1) The thermal stability of the four 3-phenyl-2-propene compounds was investigated. The results showed that the four 3-phenyl-2-propene compounds were stable under nitrogen atmosphere. The four 3-phenyl-2-propene compounds were extremely unstable under oxygen atmosphere. Also, the T_a was investigated, which was 271.25 K, 292.375 K, 323.125 K, and 363.875 K for cinnamaldehyde, cinnamyl alcohol, β -methylstyrene, and cinnamic acid, respectively. The T_R of cinnamaldehyde, cinnamyl alcohol, β -methylstyrene, and cinnamic acid was calculated, which was 301.125 K, 332.75 K, 357.91 K, and 385.375 K, respectively.

(2) Staring from T_a , T_R , and the effect of the substituent groups, the reactivity of the four 3-phenyl-2-propene compounds with oxygen was discussed. On the whole, the order of reactivity was cinnamaldehyde > cinnamyl alcohol > β -methylstyrene > cinnamic acid.

(3) The oxidation kinetics of the four 3-phenyl-2-propene compounds were determined using n versus time ($n-t$) of MCPVT, which were second-order reactions.

(4) The peroxides of the four 3-phenyl-2-propene compounds were proved by iodimetry. The peroxide value of cinnamaldehyde, cinnamyl alcohol, β -methylstyrene, and cinnamic acid reached 18.88 mmol kg⁻¹, 15.07 mmol kg⁻¹, 9.62 mmol kg⁻¹, and 4.24 mmol kg⁻¹ at 373 K for 6 h, respectively.

(5) The oxidation products of the four 3-phenyl-2-propene compounds were analyzed by GC-MS. The common oxidation products of the four 3-phenyl-2-propene compounds were benzaldehyde, benzoin acid, and epoxy, which resulted from the oxidation of the carbon-carbon double bond. The substituents' oxidation products of cinnamic acid and cinnamaldehyde were obtained in the oxidation of cinnamaldehyde, cinnamyl alcohol, and β -methylstyrene. However, no oxidation products of the carboxyl group of cinnamic acid were detected. The oxidation reaction pathways of the four 3-phenyl-2-propene compounds were constructed.

Conflicts of interest

There are no conflicts to declare.

Acknowledgements

This work was supported by National Natural Science Foundation of China (21776050), National Institute of Advanced Industrial Science and Technology Fellowship of Japan, Major Science and Technology Special Project in Guangxi (AA17204087-20).

References

- 1 E. Rucinska, P. J. Miedziak, S. Pattisson, G. L. Brett, S. Iqbal, D. J. Morgan, M. Sankar and G. J. Hutchings, *Catal.: Sci. Technol.*, 2018, **8**, 2987–2997.
- 2 H. J. Cox, J. Li, P. Saini, J. R. Paterson, G. J. Sharples and J. P. S. Badyal, *J. Mater. Chem. B*, 2021, **9**, 2918–2930.
- 3 S. Bin Fang, H. Y. Ko, S. T. Huang, C. H. Huang, L. T. Li, C. C. Chen, K. C. Wang, C. P. Pai, H. C. Lee and H. W. Fang, *RSC Adv.*, 2015, **5**, 22097–22105.
- 4 M. Somrani, M. C. Inglés, H. Debbabi, F. Abidi and A. Palop, *Foods*, 2020, **9**, 1–12.
- 5 Y. Wang, *Foods*, 2019, 423.
- 6 I. B. Niklasson, T. Delaine, M. N. Islam, R. Karlsson, K. Luthman and A. T. Karlberg, *Contact Dermatitis*, 2013, **68**, 129–138.
- 7 P. M. P. Santos and A. J. S. C. Vieira, *J. Phys. Org. Chem.*, 2013, **26**, 432–439.
- 8 J. Hu, *J. Phys. Chem. C*, 2013, **117**, 16005–16011.
- 9 B. Singh and A. K. Sinha, *J. Mater. Chem. A*, 2014, **2**, 1930–1939.
- 10 A. Marimuthu, J. Zhang and S. Linic, *Science*, 2013, **340**, 1590–1593.
- 11 A. Bhaumik, R. Kumar, P. Ratnasamy and N. Delhi, *Stud. Surf. Sci. Catal.*, 1994, **84**, 1883–1888.
- 12 X. Liu and C. M. Friend, *J. Phys. Chem. C*, 2010, **114**, 5141–5147.
- 13 N. Srinivas, V. Radha Rani, M. Radha Kishan, S. J. Kulkarni and K. V. Raghavan, *J. Mol. Catal. A: Chem.*, 2001, **172**, 187–191.
- 14 S. G. Yang, J. P. Hwang, M. Y. Park, K. Lee and Y. H. Kim, *Tetrahedron*, 2007, **63**, 5184–5188.
- 15 S. Langa, B. C. Nyamunda and J. Heveling, *Catal. Lett.*, 2016, **146**, 755–762.
- 16 L. J. Durndell, C. Cucuzzella, C. M. A. Parlett, M. A. Isaacs, K. Wilson and A. F. Lee, *Catal. Today*, 2019, **333**, 161–168.
- 17 M. Pelucchi, C. Cavallotti, E. Ranzi, A. Frassoldati and T. Faravelli, *Energy Fuels*, 2016, **30**, 8665–8679.
- 18 K. A. Heufer, J. Bugler and H. J. Curran, *Proc. Combust. Inst.*, 2013, **34**, 511–518.
- 19 M. Friedman and J. A. Romersberger, *J. Org. Chem.*, 1968, **33**, 154–157.
- 20 S. Wall, *J. Org. Chem.*, 1966, **31**, 2888–2894.
- 21 H. L. Maurice Morton, *J. Am. Chem. Soc.*, 1952, 3523.
- 22 J. M. Campbell, J. A. Smith, L. Gonzalez and K. D. Moeller, *Tetrahedron Lett.*, 2015, **56**, 3595–3599.
- 23 P. Huang, X. Liu, Y. Wada, K. Katoh, M. Arai and M. Tamura, *Fuel*, 2013, **105**, 364–367.



- 24 A. Schreck, A. Knorr, K. D. Wehrstedt, P. A. Wandrey, T. Gmeinwieser and J. Steinbach, *J. Hazard. Mater.*, 2004, **108**, 1–7.
- 25 C. Yu, Y. L. Li, M. Liang, S. Y. Dai, L. Ma, W. G. Li, F. Lai and X. M. Liu, *RSC Adv.*, 2020, **10**, 19124–19133.
- 26 H. Shenhav, Z. Rappoport and S. Patai, *J. Chem. Inf. Model.*, 1981, **53**, 1689–1699.
- 27 I. B. Niklasson, D. J. Ponting, K. Luthman and A. T. Karlberg, *Chem. Res. Toxicol.*, 2014, **27**, 568–575.
- 28 Q. Zhang, M. Kumasaki, X. Liu, F. Ren, Y. Nishiwaki, B. Wang and S. Matsue, *Energy Fuels*, 2019, **33**, 12894–12904.
- 29 Y. Li, X. Xu, M. Niu, J. Chen, J. Wen, H. Bian, C. Yu, M. Liang, L. Ma, F. Lai and X. Liu, *Energy Fuels*, 2019, **33**, 11200–11209.
- 30 C. S. Kao and K. H. Hu, *J. Loss Prev. Process Ind.*, 2002, **15**, 213–222.
- 31 Z. A. M. Zielinski and D. A. Pratt, *J. Am. Chem. Soc.*, 2016, **138**, 6932–6935.
- 32 O. R. Valdes, V. Casson Moreno, S. Waldram, L. Véhot and M. Sam Mannan, *Process Saf. Environ. Prot.*, 2016, **102**, 251–262.
- 33 Y. Wang, P. Prinsen, F. Mangin, A. Yepez, A. Pineda, E. Rodríguez-Castellón, M. R. Hasan Shah Gilani, G. Xu, C. Len and R. Luque, *Mol. Catal.*, 2019, **474**, 110409.
- 34 Y. Zhao, B. Yang, T. Xu, M. Wang and B. Lu, *Food Chem.*, 2019, **288**, 162–169.
- 35 Bittmann, *Chem. Informationsdienst*, 1981, **12**, 34.
- 36 H. Chen and H. Ji, *Chin. J. Chem. Eng.*, 2011, **19**, 972–977.
- 37 Z. Yang, H. Zeng, X. Zhou and H. Ji, *Tetrahedron*, 2012, **68**, 5912–5919.
- 38 G. Wu, G. L. Brett, E. Cao, A. Constantinou, P. Ellis, S. Kuhn, G. J. Hutchings, D. Bethell and A. Gavrilidis, *Catal.: Sci. Technol.*, 2016, **6**, 4749–4758.
- 39 D. E. Clark, *Chem. Health Saf.*, 2001, 12–22.
- 40 G. Maerker, *J. Am. Oil Chem. Soc.*, 1987, **64**, 388–392.
- 41 M. Fujita, Y. Yamamoto, K. Watanabe, K. Suzuki and T. Kasahara, *Chem. Res. Toxicol.*, 2021, **34**(7), 1749–1758.
- 42 M. Friedman, N. Kozukue and L. A. Harden, *J. Agric. Food Chem.*, 2000, **48**, 5702–5709.
- 43 J. H. Teles, *Applied Homogeneous Catalysis with Organometallic Compounds: A Comprehensive Handbook in Three Volumes*, 2012, pp. 465–568.
- 44 U. Neuenschwander, F. Guignard and I. Hermans, *ChemSusChem*, 2010, **3**, 75–84.
- 45 S. Antoniotti and E. Duñach, *Synthesis*, 2003, 2753–2762.
- 46 D. M. Hodgson and E. Gras, *Synthesis*, 2002, 1625–1642.
- 47 G. Wu, G. L. Brett, E. Cao, A. Constantinou, P. Ellis, S. Kuhn, G. J. Hutchings, D. Bethell and A. Gavrilidis, *Catal.: Sci. Technol.*, 2016, **6**, 4749–4758.

