


 Cite this: *RSC Adv.*, 2021, 11, 34071

# Synthesis of dithienofurans *via* cascade copper catalysed dual C–S coupling and ring closure reactions under mild conditions†

 Lu Zhou, Zhaopeng Chen,  Jiahui Li and Baolin Li \*

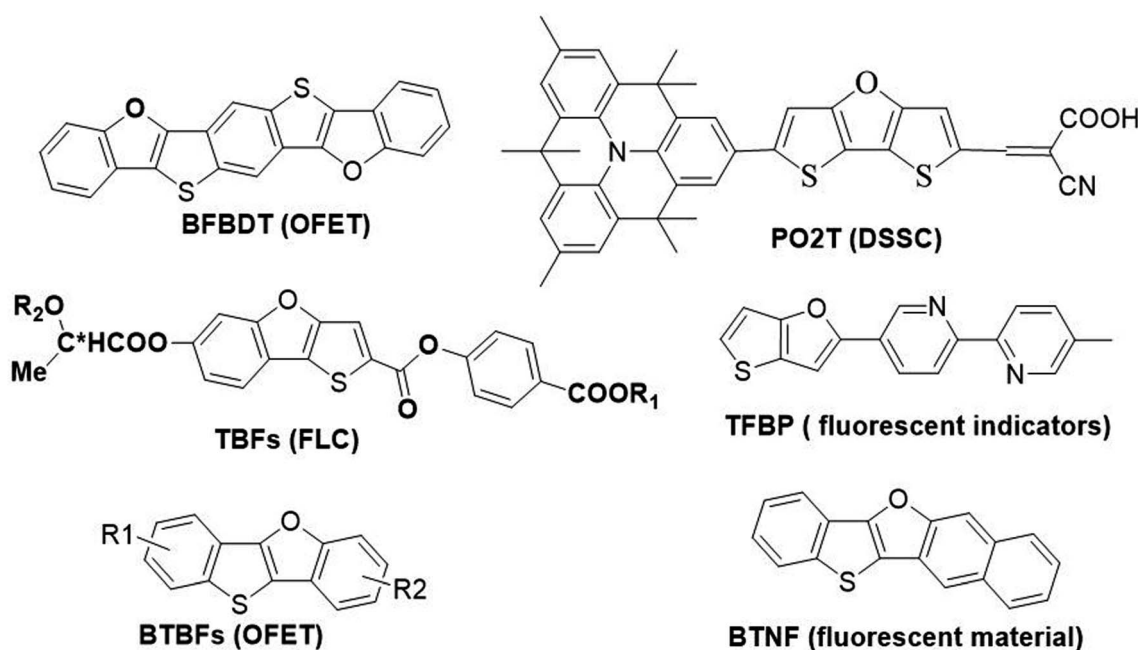
We have developed a mild catalytic approach for the synthesis of new dithienofuran derivatives *via* cascade copper catalysed dual C–S coupling and subsequent ring closure reactions. Sonogashira coupling between perbromofuran and terminal alkynes produced 3,4-dibromo-2,5-dialkynylfuran (**1**) in good yields. Next, copper catalysed C–S coupling between **1** and Na<sub>2</sub>S·9H<sub>2</sub>O and a subsequent ring-closure reaction afforded dithienofuran compounds (**2**) under mild conditions. We found that this strategy shows broad substrate scope and can be used to prepare not only aryl and heteroaryl but also alkyl substituted dithienofuran derivatives in up to 70% yields. Furthermore, we proposed a mechanism including two catalytic cycles: a typical Cu(I)/Cu(III) catalytic cycle and a subsequent Cu(II) induced cyclization mechanism.

 Received 14th September 2021  
Accepted 12th October 2021

DOI: 10.1039/d1ra06881d

[rsc.li/rsc-advances](http://rsc.li/rsc-advances)

Fused-ring conjugated organic compounds have been widely researched and applied in organic optoelectronic devices in the past decades.<sup>1</sup> In particular, thienoacenes have attracted wide interest due to their good stability, high planarity, strong intermolecular  $\pi$ – $\pi$  interaction and excellent carrier transport properties.<sup>2</sup> Prominent examples are benzo[1,2-*b*:5,4-*b'*]dithio-

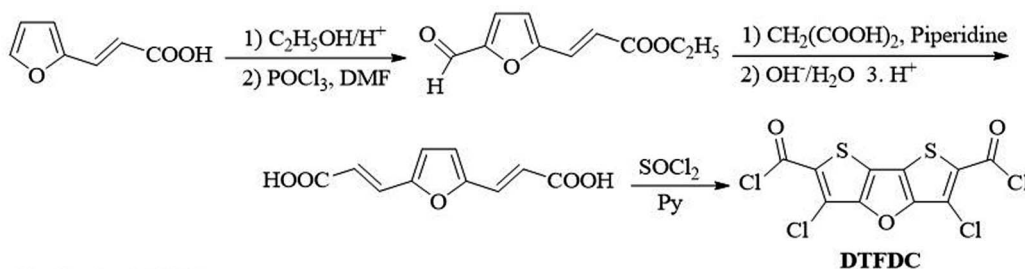
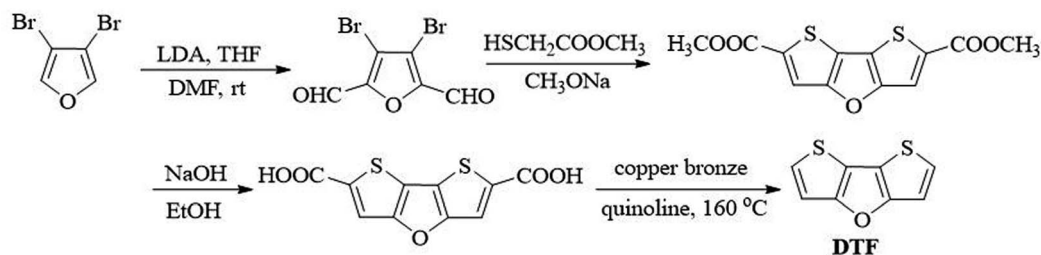
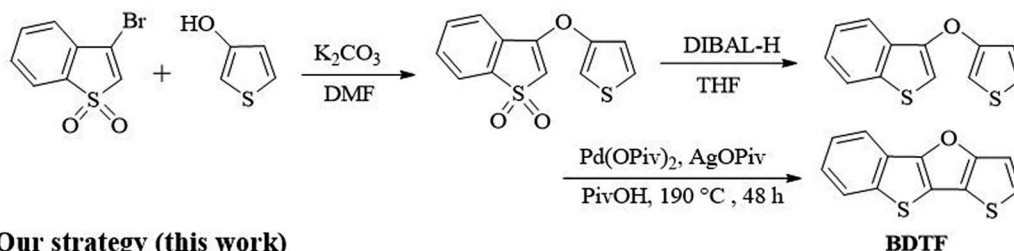
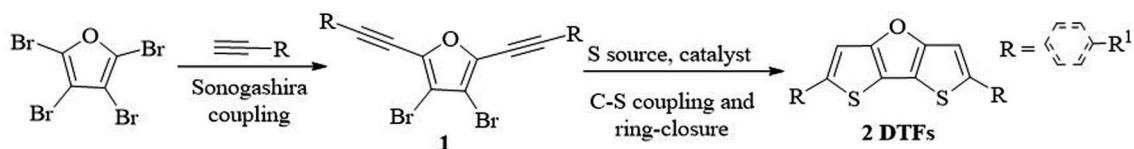


Scheme 1 Chemical structures of thienofuran compounds and their applications.

School of Chemical Sciences, University of Chinese Academy of Sciences, Beijing 100049, P. R. China. E-mail: libl@ucas.ac.cn

† Electronic supplementary information (ESI) available: Experimental procedures, characterization data, thermogravimetric data, crystal structure data, and other additional information. CCDC 2094066 and 2094067. For ESI and crystallographic data in CIF or other electronic format see DOI: 10.1039/d1ra06881d



**Karminski-Zamola (1992)****Svoboda (2015)****Suga (2017)****Our strategy (this work)**

Scheme 2 Previously reported synthetic strategies toward DTF derivatives and our strategy.

phene (BDT), and benzo[*b*,*b'*]benzothiophene (BTBT) derivatives.<sup>3</sup>

Furan is the simplest oxygen-containing five-membered heterocyclic compound. It is different from other types of conjugated materials and can be obtained from renewable resources.<sup>4</sup> Furan has a similar chemical structure and exhibits similar electronic properties to thiophene. In general, fused-ring furan compounds exhibit less aromaticity, higher solubility and higher fluorescence quantum efficiency compared with their thiophene analogues.<sup>5</sup> Thienofuran compounds may inherit some advantages from both thiophene and furan, thus becoming potential organic semiconductor materials applicable in optoelectronic devices. Therefore, they have attracted great interest from researchers, and their design and synthesis as well as physical properties have gradually been reported.<sup>6</sup> Typical examples of thienofuran compounds and their applications are shown in Scheme 1. Bisbenzo[*d,d'*]furo[2,3-*d'*;2',3'-*d'*]

benzo[1,2-*b*;4,5-*b'*]dithiophene (BFBDT) was used as a new p-type organic semiconductor with a hole mobility of  $0.04\text{ cm}^2\text{ V}^{-1}\text{ s}^{-1}$  in organic-field-effect transistors (OFET).<sup>7</sup> PO2T can be used as a potential high-efficiency sensitizer for dye-sensitized solar cells (DSSC).<sup>8</sup> TBF derivatives usually exhibit ferroelectric liquid crystal (FLP) properties.<sup>9</sup> 5-Methyl-5'-(thieno[3,2-*b*]furan-2-yl)-2,2'-bipyridine (TFBP) was used as a fluorescent indicator for zinc(II) ions in laser confocal microscopic imaging experiments.<sup>10</sup> Recently, our group have synthesized benzo[4,5]thieno[3,2-*b*]benzofurans (BTBFs) and benzo[4,5]thieno[3,2-*b*]naphtho[2,3-*d*]furan (BTNF) by intramolecular C–O coupling method, and investigated their hole transporting and fluorescent properties.<sup>11</sup> We found that BTNF emits violet fluorescence with the highest quantum yield of 72% in solution.

Although a variety of synthetic approaches to dithieno[3,2-*b*:2',3'-*d'*]thiophene (DTT) compounds have been reported, to date only three reports on synthesis of dithienofuran (DTF)

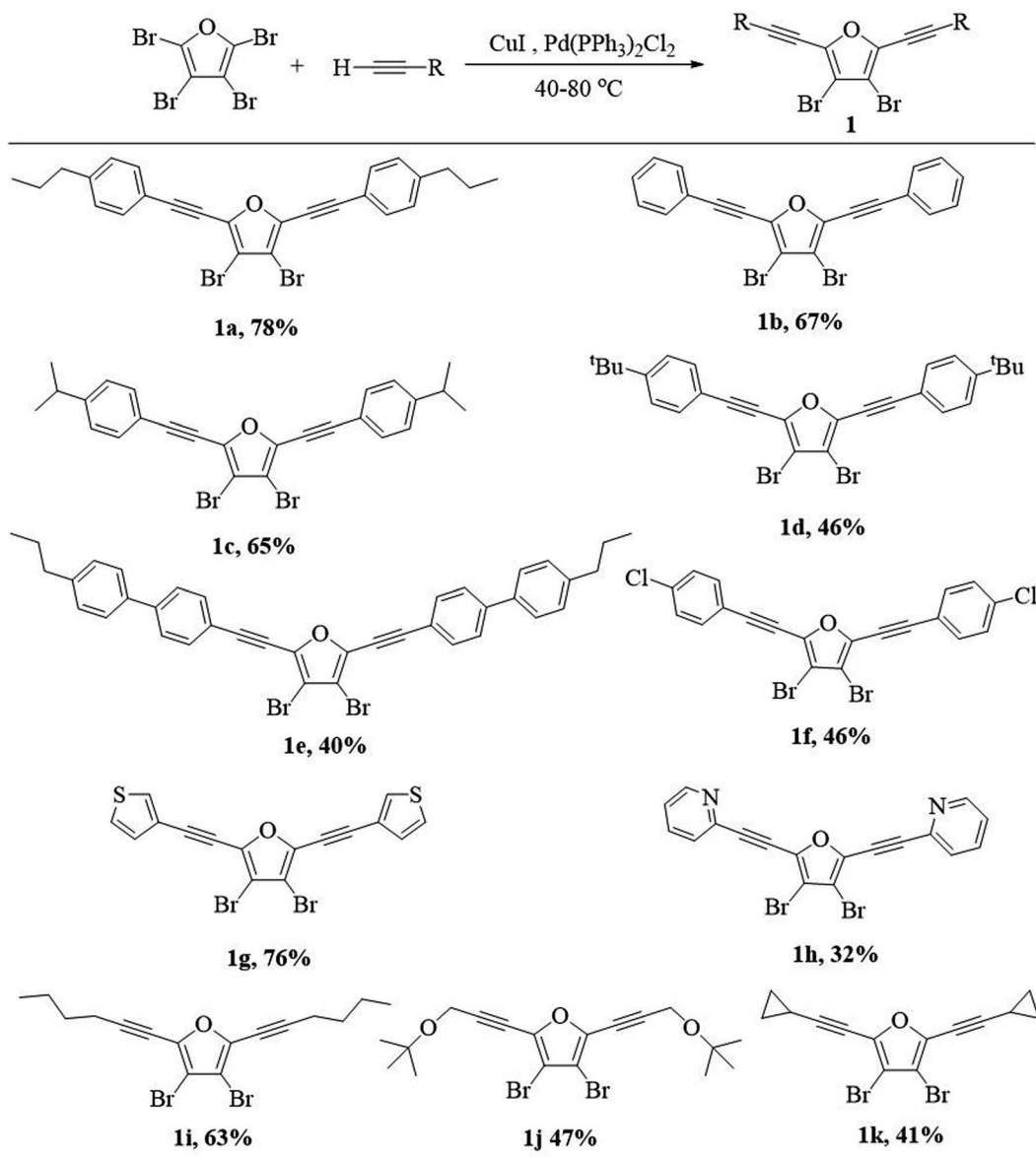


compounds are found despite their similar central skeletons.<sup>12</sup> Karminski-Zamola group reported the first synthesis of DTF derivatives (DTFDC) (Scheme 2).<sup>13</sup> Through multistep reactions, *i.e.*, esterification, Vilsmeier-Haack formylation, Knoevenagel aldol condensation and subsequent chlorination, 3,5-dichlorodithieno[3,2-*b*:2',3'-*d*]furan-2,6-dicarbonyl dichloride (DTFDC) was obtained in a low total yield of 6.5%. In 2015, Svoboda group reported synthesis of DTF by lithiation, formylation, cyclization and decarboxylation reactions using 3,4-dibromofuran as starting substrate.<sup>14</sup> In 2017, Suga group reported three-step synthesis of benzodithienofuran ([1]benzothieno[3,2-*b*]thieno[2,3-*d*]furan; BDTF) using 3-bromobenzo[*b*]thiophene 1,1-dioxide and thiophen-3-ol as starting materials.<sup>15</sup> However, all these methods require expensive metal catalysts or harsh conditions, multistep transformations for the synthesis of specific DTFs, and the synthesis of their derivatives needs further functionalization.<sup>14</sup> Therefore, it is necessary to develop

a mild and more efficient method to synthesize DTFs from simple and easily available raw materials.

Our recent interest in the synthesis of novel fused-ring furan compounds prompted us to develop a novel strategy for the synthesis of DTFs, which is depicted in Scheme 2. Herein, we report a novel copper catalysed synthesis of DTFs under mild conditions, and a variety of new DTFs can be constructed using our strategy. Perbromofuran was used as the starting substrate,<sup>16</sup> and Sonogashira coupling between perbromofuran and terminal alkynes produced 3,4-dibromo-2,5-dialkynylfuran (**1**) as key intermediate in good yields. Next, copper catalysed C-S coupling between **1** and Na<sub>2</sub>S·9H<sub>2</sub>O and subsequent ring-closure reaction afforded DTFs (**2**). Notably, we found that this strategy can be applied to prepare not only aryl, heteroaryl but also alkyl substituted DTFs under mild reaction conditions.

Our investigation commenced with the synthesis of 3,4-dibromo-2,5-dialkynylfuran (**1**) *via* Sonogashira coupling



Scheme 3 Reaction scope for 3,4-dibromo-2,5-dialkynylfuran **1** *via* Sonogashira coupling.



between perbromofuran and terminal alkynes (Scheme 3). As expected, Sonogashira reaction majorly occurs at  $\alpha$ -position of perbromofuran and minorly at  $\beta$ -position.<sup>17</sup> Thus the reaction mixture contains  $\alpha$ -dialkynylated furan (**1**) as the major product, and  $\alpha$ -monoalkynylated and trialkynylated furans as byproducts, and the target compound **1** could be isolated by silica gel column chromatography. It was found that a moderate to high yield (**1a–1f**, 40–78%) can be obtained whether introduction of electron-withdrawing group or electron-donating group on the phenyl group. Generally speaking, the bigger substituent on the phenyl group, the lower yield. Heteroaryl alkyne such as 3-ethynylthiophene and 2-ethynylpyridine could be also used in this reaction: electron-rich alkynes afforded much higher yield than electron-deficient alkynes (**1g** 76% vs. **1h** 32%). The similar electron effect in Sonogashira coupling had been previously reported.<sup>18</sup> Not unexpectedly, alkyl alkynes afford moderate yields (**1i–1k**, 41–63%).

For the second step ring-closure reaction, we selected synthesis of 2,6-bis(4-propylphenyl)dithieno[3,2-*b*:2',3'-*d*]furan (**2a**) as model reaction to optimize the reaction conditions. The reaction yields were determined by nuclear magnetic resonance (NMR) method using 1,3,5-trimethoxybenzene as an internal reference, as summarized in Table 1. Considering the relatively low price of iron salts, firstly we tested iron salts as catalyst together with 1,10-phenanthroline (Phen) as ligand,  $K_3PO_4 \cdot H_2O$  as the base, *N*-methylpyrrolidone (NMP) as solvent, and  $Na_2S \cdot 9H_2O$  as sulfur source and the reaction mixture was stirred at 80 °C for 12 hours under nitrogen. Unfortunately, it was found that both iron reagents tested can catalyse the ring-closure reaction, but the reaction yields were very low (trace, Table 1, entries 1 and 2). Next we tested nickel and palladium catalysts, the yields were also low (trace to 8%, entries 3–5). Without metal catalyst, the yield was only 3% (entry 6). After many efforts to screen reaction conditions, we finally found that the copper reagents tested can catalyse the ring-closure reaction, affording **2a** in moderate yield (38–51%, entries 7–17). Because  $Cu(OAc)_2 \cdot H_2O$  as catalyst afforded the highest yield (51%, entry 17), we used it as the catalyst for further screening. Then we studied the effect of ligand on reaction yields (Table 1, entries 18–20). The experimental results showed that the NMR yield dropped to 28% when there was no ligand involved in the reaction (entry 18), which was nearly half of the yield when the ligand was involved in the reaction. When Phen ligand was replaced by 5-nitro-1,10-phenanthroline (NPhen), the yield dropped to 34% (entry 19). To our delight, when the ligand was replaced by 4,7-diphenyl-1,10-phenanthroline (DPPhen), the yield increased to 70% (entry 20). Therefore, DPPhen was the best ligand in this method, and was used for further screening.

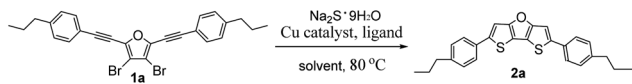
Using  $Cu(OAc)_2 \cdot H_2O$  as the catalyst and DPPhen as the ligand, we continued to screen different bases (Table 1, entries 21–25): potassium phosphate, cesium carbonate, potassium carbonate, sodium carbonate, potassium acetate and sodium pivalate. The yields were 57%, 61%, 50%, 43% and 63%, respectively, which were all lower than the yield using  $K_3PO_4 \cdot H_2O$  as the base. However, all the yields are much higher than the yield without using base (entry 26, 16%). We suppose that the base should increase the polarity of NMP solution, that

is, dielectric constants, which favours C–S coupling and thus improve the reaction yields. Finally, we screened different solvents, including *N,N*-dimethylformamide (DMF), toluene and 1,4-dioxane (entries 27–29). It was found that when the solvent was replaced by DMF, the yield dropped to 53%. When the solvent was toluene or 1,4-dioxane, no target product was detected. These results suggest that the suitable solvent for this reaction should be polar amide type solvent.

Through a series of screening conditions, we finally got the optimal reaction conditions (as shown in entry 20): under nitrogen, 5 mol% of  $Cu(OAc)_2 \cdot H_2O$  as catalyst, 10 mol% of DPPhen as ligand, 3 equivalents of  $Na_2S \cdot 9H_2O$  as sulfur source, 2 equivalents of  $K_3PO_4 \cdot H_2O$  as base, NMP as solvent, and the reaction mixture was stirred at 80 °C for 12 hours.

After obtaining the optimal reaction conditions, we explored the generalizability of the synthetic method (Scheme 4). We investigated the effect of substituents on the reactivity, and

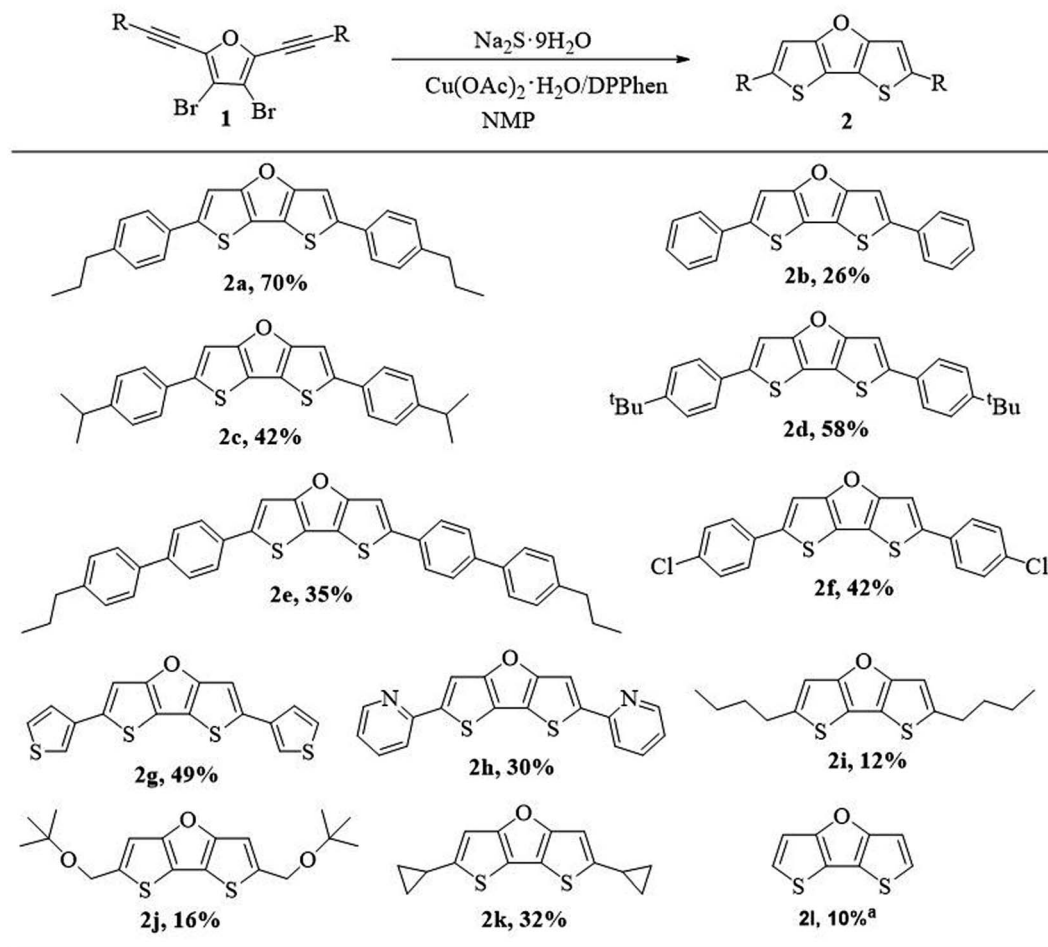
Table 1 Screening of reaction conditions for ring-closure reaction<sup>a</sup>



Entry	Catalyst/ligand	Base	Solvent	Yield <sup>b</sup> (%)
1	FeSO <sub>4</sub> ·7H <sub>2</sub> O/Phen	K <sub>3</sub> PO <sub>4</sub> ·H <sub>2</sub> O	NMP	Trace
2	FeCl <sub>3</sub> /Phen	K <sub>3</sub> PO <sub>4</sub> ·H <sub>2</sub> O	NMP	Trace
3	Ni(acac) <sub>2</sub> /Phen	K <sub>3</sub> PO <sub>4</sub> ·H <sub>2</sub> O	NMP	Trace
4	Pd(OOCCF <sub>3</sub> ) <sub>2</sub> /Phen	K <sub>3</sub> PO <sub>4</sub> ·H <sub>2</sub> O	NMP	Trace
5	Pd(OAc) <sub>2</sub> /Phen	K <sub>3</sub> PO <sub>4</sub> ·H <sub>2</sub> O	NMP	8
6	—/Phen	K <sub>3</sub> PO <sub>4</sub> ·H <sub>2</sub> O	NMP	3
7	Cu/Phen	K <sub>3</sub> PO <sub>4</sub> ·H <sub>2</sub> O	NMP	43
8	CuI/Phen	K <sub>3</sub> PO <sub>4</sub> ·H <sub>2</sub> O	NMP	49
9	CuCl/Phen	K <sub>3</sub> PO <sub>4</sub> ·H <sub>2</sub> O	NMP	46
10	Cu <sub>2</sub> S/Phen	K <sub>3</sub> PO <sub>4</sub> ·H <sub>2</sub> O	NMP	45
11	CuTc/Phen	K <sub>3</sub> PO <sub>4</sub> ·H <sub>2</sub> O	NMP	48 <sup>c</sup>
12	CuOAc/Phen	K <sub>3</sub> PO <sub>4</sub> ·H <sub>2</sub> O	NMP	38
13	CuBr <sub>2</sub> /Phen	K <sub>3</sub> PO <sub>4</sub> ·H <sub>2</sub> O	NMP	40
14	CuCl <sub>2</sub> /Phen	K <sub>3</sub> PO <sub>4</sub> ·H <sub>2</sub> O	NMP	42
15	CuSO <sub>4</sub> /Phen	K <sub>3</sub> PO <sub>4</sub> ·H <sub>2</sub> O	NMP	47
16	Cu(OAc) <sub>2</sub> /Phen	K <sub>3</sub> PO <sub>4</sub> ·H <sub>2</sub> O	NMP	50
17	Cu(OAc) <sub>2</sub> ·H <sub>2</sub> O/Phen	K <sub>3</sub> PO <sub>4</sub> ·H <sub>2</sub> O	NMP	51
18	Cu(OAc) <sub>2</sub> ·H <sub>2</sub> O	K <sub>3</sub> PO <sub>4</sub> ·H <sub>2</sub> O	NMP	28
19	Cu(OAc) <sub>2</sub> ·H <sub>2</sub> O/NPhen	K <sub>3</sub> PO <sub>4</sub> ·H <sub>2</sub> O	NMP	34
20	Cu(OAc) <sub>2</sub> ·H <sub>2</sub> O/DPPhen	K <sub>3</sub> PO <sub>4</sub> ·H <sub>2</sub> O	NMP	70
21	Cu(OAc) <sub>2</sub> ·H <sub>2</sub> O/DPPhen	K <sub>3</sub> PO <sub>4</sub>	NMP	57
22	Cu(OAc) <sub>2</sub> ·H <sub>2</sub> O/DPPhen	CS <sub>2</sub> CO <sub>3</sub>	NMP	61
23	Cu(OAc) <sub>2</sub> ·H <sub>2</sub> O/DPPhen	K <sub>2</sub> CO <sub>3</sub>	NMP	50
24	Cu(OAc) <sub>2</sub> ·H <sub>2</sub> O/DPPhen	KOAc	NMP	43
25	Cu(OAc) <sub>2</sub> ·H <sub>2</sub> O/DPPhen	tBuCOONa	NMP	63
26	Cu(OAc) <sub>2</sub> ·H <sub>2</sub> O/DPPhen	—	NMP	16
27	Cu(OAc) <sub>2</sub> ·H <sub>2</sub> O/DPPhen	K <sub>3</sub> PO <sub>4</sub> ·H <sub>2</sub> O	DMF	53
28	Cu(OAc) <sub>2</sub> ·H <sub>2</sub> O/DPPhen	K <sub>3</sub> PO <sub>4</sub> ·H <sub>2</sub> O	Toluene	0
29	Cu(OAc) <sub>2</sub> ·H <sub>2</sub> O/DPPhen	K <sub>3</sub> PO <sub>4</sub> ·H <sub>2</sub> O	1,4-Dioxane	0

<sup>a</sup> Reaction conditions: in a 25 mL Schlenk tube, compound **1a** (0.2 mmol), base (0.4 mmol),  $Na_2S \cdot 9H_2O$  (0.6 mmol), catalyst (5 mol%) and ligand (10 mol%) were mixed in 5 mL of corresponding solvent and stirred for 12 h at 80 °C under nitrogen atmosphere. <sup>b</sup> NMR yield: using 1,3,5-trimethoxybenzene as an internal standard. <sup>c</sup> CuTc: copper(i) thiophene-2-carboxylate.





Scheme 4 Substrate scope for the ring closure reaction for DTFs (2). <sup>a</sup>Compound 2l was prepared in a one-pot method using perbromofuran and trimethylsilylacetylene as starting materials.

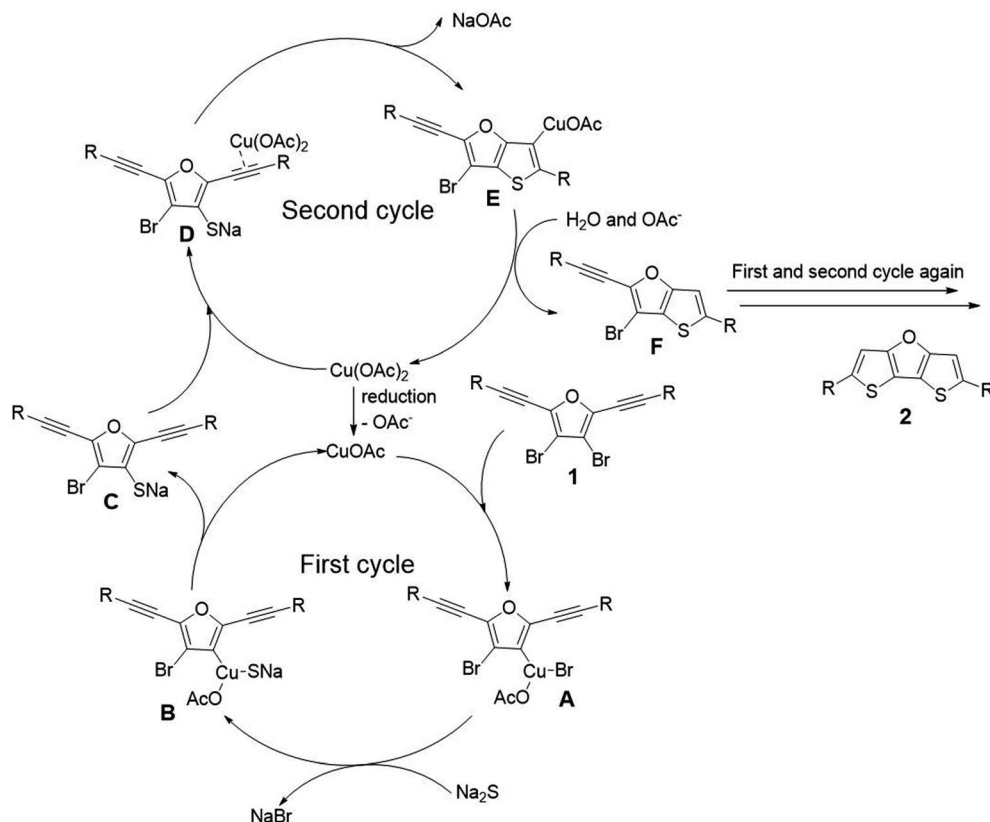
found that no matter electron-donating groups or electron-withdrawing groups, target products can be obtained. In general, compounds with electron-rich substituents afford higher yield than those compounds with electron-deficient substituents. Compound **2b** without alkyl group on the phenyl group was afforded in low isolation yield (26%) partly due to its poor solubility resulting in loss of part of compound on silica gel column chromatography. When the alkyl group was introduced on the phenyl group, the isolation yields of compound **2a** (70%), **2c** (42%) and **2d** (58%) were improved partly due to improved solubility. However, the separation yield of **2e** with *p*-propylbiphenyl substituents decreased to 35%. It might be because the *p*-propylbiphenyl substituents slow down the molecular motion and increase the difficulty for ring closure reaction, thus leading to lower yield. Compound **2f** with *p*-chlorophenyl substituents was afforded in slightly lower yield (42%) when compared with those compounds containing *p*-alkylphenyl substituents, probably due to electron-withdrawing nature of *p*-chloro substituents. The compounds containing heteroaryl substituents such as 3-thiophenyl or 2-pyridinyl group could also be isolated in reasonable yields (**2g**, 49%; **2h**,

30%). The comparable low yield of **2h** was due to the electron-withdrawing nature of pyridinyl group.

However, compounds with alkyl substituents or without substituent (**2i–2l**, 10–32%) were obtained in much lower yield, compared with the yields of compounds with phenyl or other aryl substituents (**2a–2h**, 26–70%). This is probably on account of the fact that phenyl and other aryl substituents are more electron-rich than alkyl groups, and electron-rich group could better stabilize the reaction intermediate for the ring closure reaction (see Scheme 5, proposed mechanism). To be noted, the relatively higher yield of **2k** (32%) is attributed to the cyclopropyl group which is partly like an alkenyl group and thus could also contribute to stabilizing the reaction intermediate through hyperconjugation.

Compounds **2a–2h** with aryl substituents are stable toward air under ambient conditions and thermally stable under nitrogen atmosphere (see Fig. S1† for TGA traces). However, compounds **2i–2l** with alkyl substituents or without substituent are not so stable under ambient conditions. They are partly decomposed after storage for several days, possibly because the C–H bond on the DTF backbone is slowly oxidized by air. The stability of **2k** is relatively better than that of **2i**, **2j** and **2l**. We





Scheme 5 Proposed mechanism.

suppose the different stability toward air is originated from different steric hindrance of different substituents: phenyl > cyclopropyl > alkyl > H.

The molecular structures of **2b** (CCDC 2094066) and **2c** (CCDC 2094067) were clearly revealed by single crystal X-ray diffraction analysis. Both compounds show good planarity, and are stacked in typical herringbone patterns with C–H $\cdots\pi$  interaction (Fig. 1 and 2), which are favourable for charge carrier transport in optoelectronic devices. The single crystal structure of the **2b** molecule is disordered: the whole molecule has two possible positions with the same probability (50%–50%) (Fig. 1a). Two kinds of intermolecular interactions are observed: the interaction distance of C–H $\cdots\pi$  is 2.738–2.866 Å, and the interaction distance of C $\cdots$ S is 3.463 Å (Fig. 1b). The distance between two parallel molecules is relatively long, indicating no  $\pi\cdots\pi$  interaction. The difference between compounds **2c** and **2b** is that **2c** has an isopropyl chain attached to the benzene ring on both sides, which results in different packing behavior. For **2c**, three kinds of intermolecular interactions were observed: the C–H $\cdots\pi$  interaction distance is 2.780–2.858 Å, the C $\cdots$ O interaction distance is 3.151 Å, and the C–H $\cdots$ S interaction distance is 2.852 Å (Fig. 2a).

To gain mechanistic insights, 2 equivalent of 2,2,6,6-tetramethylpiperidine 1-oxyl (TEMPO) and butylated hydroxytoluene (BHT) were added as radical scavenger under the optimized condition. The formation of desired product **2a** was not inhibited, suggesting that there is no radical pathway involved

in the reaction. Therefore, we propose a mechanism including two catalytic cycles as shown in Scheme 5.<sup>19</sup> The first catalytic cycle is a typical Cu(I)/Cu(III) catalytic cycle. A small amount of Cu(II) is reduced to Cu(I) at first, and then Cu(I) is subjected to oxidative addition with substrate **1** to afford intermediate A. Then transmetalation with sodium sulfide affords intermediate B. Finally, intermediate C is obtained through reductive elimination. The second catalytic cycle is Cu(II) induced cyclization mechanism. The triple bond of intermediate C is activated by coordination with Cu(OAc)<sub>2</sub>, and the subsequent attack by sulfur anion affords the ring closure intermediate E. Finally, intermediate E abstracts proton from the coordination water of sodium sulfide to obtain intermediate F. Thus one thiophene ring has been constructed. The second thiophene ring of target product is formed *via* the similar mechanism as described above, and thus the target product **2** is obtained.

In summary, we have developed a novel copper-catalysed synthesis of new DTFs under mild reaction conditions. Copper catalysed C–S coupling between 3,4-dibromo-2,5-dialkynylfuran (**1**) and Na<sub>2</sub>S·9H<sub>2</sub>O and subsequent ring-closure reaction afforded DTFs (**2**) in reasonable yields. This strategy shows broad substrate scope and can be used to prepare not only aryl, heteroaryl but also alkyl substituted DTF derivatives with up to 70% yield. The yields are not high, but it is understandable due to dual C–S coupling and dual ring-closure reaction involved in the synthesis. Furthermore, we proposed a mechanism including two catalytic cycles: a typical Cu(I)/



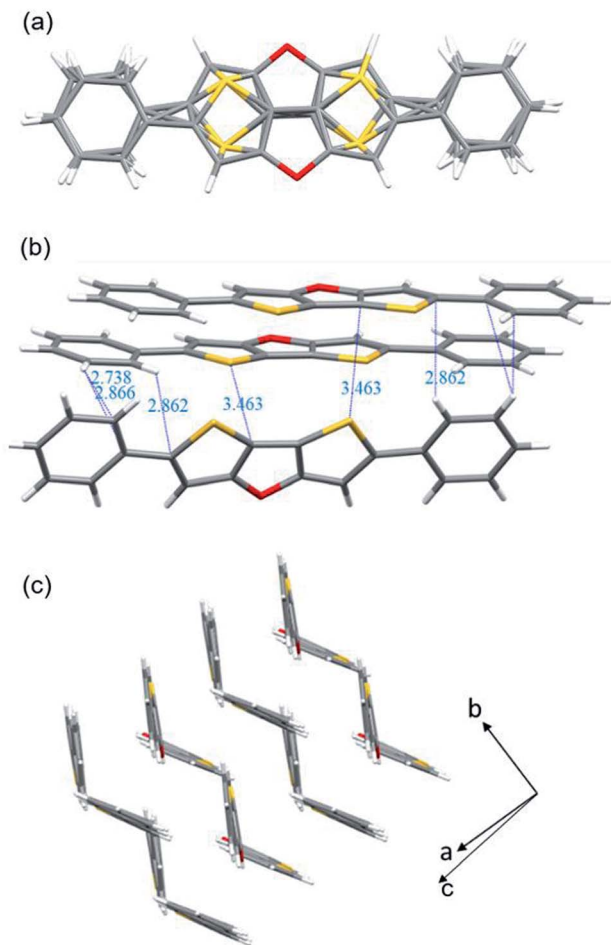


Fig. 1 X-ray crystallographic analysis of **2b**: (a) molecular structure with disorder (50%–50% probability); (b) intermolecular interactions; (c) stacking motif. For clarity, only one molecular structure is retained in (b) and (c).

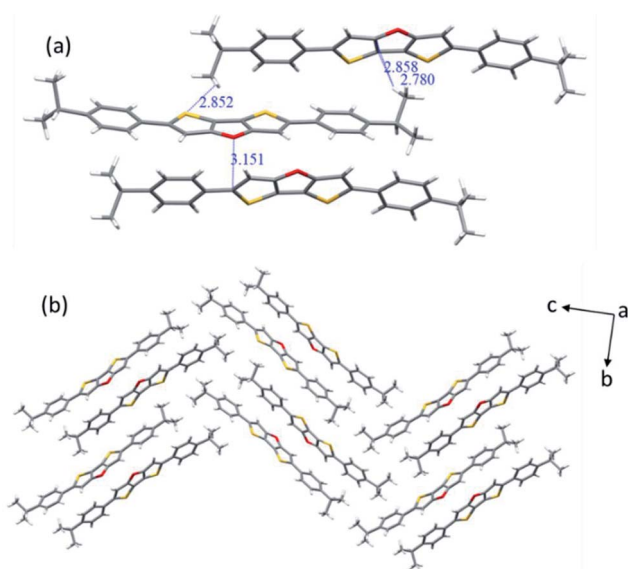


Fig. 2 X-ray crystallographic analysis of **2c**: (a) intermolecular interaction; (b) stacking motif.

Cu(III) catalytic cycle and subsequent Cu(II) induced cyclization mechanism. By the way, we have also tried to synthesize bis-thieno[3,2-*b*:2',3'-*d*]thiophene compounds under the optimal reaction conditions, *e.g.*, 2,6-bis(4-propylphenyl)dithieno[3,2-*b*:2',3'-*d*]thiophene, however, we failed to isolate the target compound due to very low yield.

## Conflicts of interest

There are no conflicts to declare.

## Acknowledgements

We appreciate the financial support from the National Natural Science Foundation of China (21402194), Fundamental Research Funds for the Central Universities, and University of Chinese Academy of Sciences.

## Notes and references

- (a) U. Scherf, *J. Mater. Chem.*, 1999, **9**, 1853–1864; (b) D. J. Gundlach, J. A. Nichols, L. Zhou and T. N. Jackson, *Appl. Phys. Lett.*, 2002, **80**, 2925–2927; (c) J. E. Anthony, *Chem. Rev.*, 2006, **106**, 5028–5048; (d) M.-C. Chen, C. Kim, S.-Y. Chen, Y.-J. Chiang, M.-C. Chung, A. Facchetti and T. J. Marks, *J. Mater. Chem.*, 2008, **18**, 1029–1036; (e) K. Takimiya, S. Shinamura, I. Osaka and E. Miyazaki, *Adv. Mater.*, 2011, **23**, 4347–4370; (f) H. Usta, A. Facchetti and T. J. Marks, *Acc. Chem. Res.*, 2011, **44**, 501–510; (g) J. S. Wu, S. W. Cheng, Y. J. Cheng and C. S. Hsu, *Chem. Soc. Rev.*, 2015, **44**, 1113–1154; (h) M. Stepien, E. Gonka, M. Zyla and N. Sprutta, *Chem. Rev.*, 2017, **117**, 3479–3716; (i) G.-J. Deng, *Org. Lett.*, 2019, **21**, 8630–8634.
- (a) K. Xiao, Y. Liu, T. Qi, W. Zhang, F. Wang, J. Gao, W. Qiu, Y. Ma, G. Cui, S. Chen, X. Zhan, G. Yu, J. Qin, W. Hu and D. Zhu, *J. Am. Chem. Soc.*, 2005, **127**, 13281–13286; (b) Y. M. Sun, Y. Q. Ma, Y. Q. Liu, Y. Y. Lin, Z. Y. Wang, Y. Wang, C. A. Di, K. Xiao, X. M. Chen, W. F. Qiu, B. Zhang, G. Yu, W. P. Hu and D. B. Zhu, *Adv. Funct. Mater.*, 2006, **16**, 426–432; (c) T. Osaka, T. Abe, S. Shinamura, E. Miyazaki and K. Takimiya, *J. Am. Chem. Soc.*, 2010, **132**, 5000–5001; (d) T. Li, S. Dai, Z. Ke, L. Yang, J. Wang, C. Yan, W. Ma and X. Zhan, *Adv. Mater.*, 2018, **30**, 1705969; (e) X. Shi, J. Chen, K. Gao, L. Zuo, Z. Yao, F. Liu, J. Tang and A. K. Y. Jen, *Adv. Energy Mater.*, 2018, **8**, 1702831.
- (a) K. Takimiya, H. Ebata, K. Sakamoto, T. Izawa, T. Otsubo and Y. Kunugi, *J. Am. Chem. Soc.*, 2006, **128**, 12604–12605; (b) T. Mori, T. Nishimura, T. Yamamoto, I. Doi, E. Miyazaki, I. Osaka and K. Takimiya, *J. Am. Chem. Soc.*, 2013, **135**, 13900–13913; (c) H. Usta, D. Kim, R. Ozdemir, Y. Zorlu, S. Kim, M. C. Ruiz Delgado, A. Harbuzaru, S. Kim, G. Demirel, J. Hong, Y.-G. Ha, K. Cho, A. Facchetti and M.-G. Kim, *Chem. Mater.*, 2019, **31**, 5254–5263.
- (a) J. B. Binder and R. T. Raines, *J. Am. Chem. Soc.*, 2009, **131**, 1979–1985; (b) O. Gidron, A. Dadvand, Y. Sheynin, M. Bendikov and D. F. Perepichka, *Chem. Commun.*, 2011, **47**, 1976–1978.



- 5 (a) O. Gidron, Y. D. Posner and M. Bendikov, *J. Am. Chem. Soc.*, 2010, **132**, 2148–2150; (b) B. Li, *Chin. J. Org. Chem.*, 2015, **35**, 2487–2506; (c) Y. Liu, J. Yuan, Y. Zou and Y. Li, *Acta Chim. Sin.*, 2017, **75**, 257–270.
- 6 (a) J. T. Henssler and A. J. Matzger, *J. Org. Chem.*, 2012, **77**, 9298–9303; (b) J. S. d. Melo, F. Elisei and R. S. Becker, *J. Chem. Phys.*, 2002, **117**, 4428–4435; (c) V. Shirinian, A. Shimkin, S. Tipikin and M. Krayushkin, *Synthesis*, 2009, **22**, 3803–3806.
- 7 Y. S. Yang, T. Yasuda and C. Adachi, *Bull. Chem. Soc. Jpn.*, 2012, **85**, 1186–1191.
- 8 W. Li, F.-Q. Bai, J. Chen, J. Wang and H.-X. Zhang, *J. Power Sources*, 2015, **275**, 207–216.
- 9 K. Černovská, J. Svoboda, I. Stibor, M. Glogarová, P. Vaněk and V. Novotná, *Ferroelectrics*, 2000, **241**, 231–238.
- 10 Z. Yuan, A. H. Younes, J. R. Allen, M. W. Davidson and L. Zhu, *J. Org. Chem.*, 2015, **80**, 5600–5610.
- 11 (a) D. Chen, D. Yuan, C. Zhang, H. Wu, J. Zhang, B. Li and X. Zhu, *J. Org. Chem.*, 2017, **82**, 10920–10927; (b) W. Ma, J. Huang, C. Li, Y. Jiang, B. Li, T. Qi and X. Zhu, *RSC Adv.*, 2019, **9**, 7123–7127.
- 12 (a) F. D. Jong and M. J. Janss, *J. Org. Chem.*, 1971, **36**, 1645–1648; (b) F. Allared, J. Hellberg and T. Remonen, *Tetrahedron Lett.*, 2002, **43**, 1553–1554; (c) J. Frey, A. D. Bond and A. B. Holmes, *Chem. Commun.*, 2002, **20**, 2424–2425; (d) M.-C. Chen, Y.-J. Chiang, C. Kim, Y.-J. Guo, S.-Y. Chen, Y.-J. Liang, Y.-W. Huang, T.-S. Hu, G.-H. Lee, A. Facchetti and T. J. Marks, *Chem. Commun.*, 2009, **14**, 1846–1849; (e) P. Oechsle, P. Hou, U. Flörke and J. Paradies, *Adv. Synth. Catal.*, 2016, **358**, 3770–3776.
- 13 G. M. Karminski-Zamola, M. Malešević, M. Bajić and G. Golja, *Croat. Chem. Acta*, 1992, **65**, 847–849.
- 14 V. Kozmík, M. Pozník, J. Svoboda and P. Frère, *Tetrahedron Lett.*, 2015, **56**, 6251–6253.
- 15 K. Mitsudo, Y. Kurimoto, H. Mandai and S. Suga, *Org. Lett.*, 2017, **19**, 2821–2824.
- 16 C. W. Shoppee, *J. Chem. Soc., Perkin Trans. 1*, 1985, **1**, 45–52.
- 17 I. Malik, Z. Ahmad, S. Reimann, M. Nawaz, T. Patonay and P. Langer, *Synlett*, 2012, **23**, 1463–1466.
- 18 (a) K. Sonogashira, *Handbook of Organopalladium Chemistry for Organic Synthesis*, John Wiley & Sons, Inc, 2002, pp. 493–529; (b) J. A. Marsden and M. M. Haley, *Metal-Catalyzed Cross-Coupling Reactions*, WILEY-VCH Verlag GmbH & Co. KGaA, Weinheim, 2nd edn, 2004, pp. 317–394.
- 19 (a) D. Ma, S. Xie, P. Xue, X. Zhang, J. Dong and Y. Jiang, *Angew. Chem., Int. Ed. Engl.*, 2009, **48**, 4222–4225; (b) L. L. Sun, C. L. Deng, R. Y. Tang and X. G. Zhang, *J. Org. Chem.*, 2011, **76**, 7546–7550.

