


 Cite this: *RSC Adv.*, 2021, **11**, 39564

 Received 27th October 2021  
 Accepted 6th December 2021

DOI: 10.1039/d1ra07931j

[rsc.li/rsc-advances](https://rsc.li/rsc-advances)

# Preparation of substituted triphenylenes *via* nickel-mediated Yamamoto coupling†

 Zachary W. Schroeder, Joshua LeDrew, Vanessa M. Selmani and Kenneth E. Maly \*

Substituted triphenylenes show promise as organic semiconductors because of their ability to form columnar liquid crystalline phases featuring extended  $\pi$ -stacked arrays. While there are several methods for preparing triphenylenes, including oxidative cyclization reactions such as the Scholl reaction, as well as transition metal-catalyzed aryne cyclotrimerization, these methods are not effective for electron deficient triphenylenes. Here we demonstrate that the nickel-mediated Yamamoto coupling of *o*-dibromoarenes is a concise and efficient way to prepare substituted triphenylenes, including electron-deficient systems that are otherwise challenging to prepare. We also demonstrate the application of this approach to prepare electron deficient discotic mesogens composed of triphenylenes bearing imide and thioimide groups.

## Introduction

A key component in the design of organic semiconducting materials is the ability to tune properties such as the frontier molecular orbital energies and molecular packing. Promoting  $\pi$ -stacking favours molecular orbital overlap that is important for charge transport in these systems. One strategy to promote effective  $\pi$ -stacking is to design disk-shaped molecules that form columnar mesophases, where molecules self-organize into  $\pi$ -stacked arrays, making them attractive candidates as organic semiconducting materials.<sup>1–3</sup>

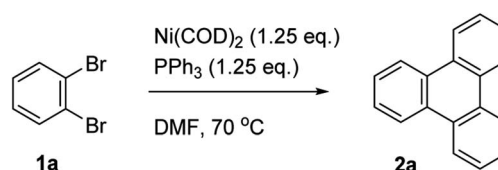
Substituted triphenylenes have been extensively explored and are well-established discotic mesogens.<sup>4–6</sup> These triphenylenes are usually prepared *via* oxidative aryl–aryl bond forming reactions such as the Scholl reaction,<sup>7,8</sup> which works very well for electron-rich systems but is not effective for electron-poor compounds. Other common approaches for the preparation of triphenylenes include cross-coupling followed by oxidative cyclization, as well as palladium-catalyzed aryne cyclotrimerization.<sup>9</sup> Despite these methods, access to electron-deficient triphenylenes remains a challenge.<sup>10</sup>

The design and synthesis of electron deficient triphenylenes would provide access to potential n-type materials with low LUMO energies. Furthermore, several studies have shown that electron-withdrawing groups on discotic mesogens promote the formation of stable columnar liquid crystalline phases, likely through improved  $\pi$ -stacking interactions.<sup>11–14</sup> These observations suggest that the preparation of electron-deficient

triphenylenes may lead to discotic liquid crystals with broad mesophase ranges. Therefore, there is impetus to develop new approaches for the preparation of electron-deficient triphenylene derivatives.

The Yamamoto coupling consists of a homocoupling of aryl bromides in the presence of a Ni(0) complex to form a new aryl–aryl bond. This reaction has been used for the synthesis of biaryls,<sup>15,16</sup> as well as the preparation of conjugated polymers<sup>17–19</sup> and extended two- and three-dimensional macromolecular frameworks.<sup>20</sup> When *ortho*-dibromobenzene is subjected to Yamamoto coupling conditions, cyclotrimerization occurs to form the corresponding 3-fold symmetric triphenylene (Scheme 1).<sup>21</sup> Recently, this approach has been used to prepare 3-fold symmetric polycyclic aromatic hydrocarbons such as trinaphthylenes and larger starphene derivatives.<sup>22–24</sup> The use of the Yamamoto coupling to prepare substituted triphenylenes, however, has received little attention. This reaction should be amenable to the preparation of triphenylenes, including electron deficient triphenylenes that are not readily prepared by other methods.

Here we report the use of the nickel-mediated Yamamoto coupling to prepare a series of triphenylenes **2a–f** and compare this approach to other methods for preparing the same



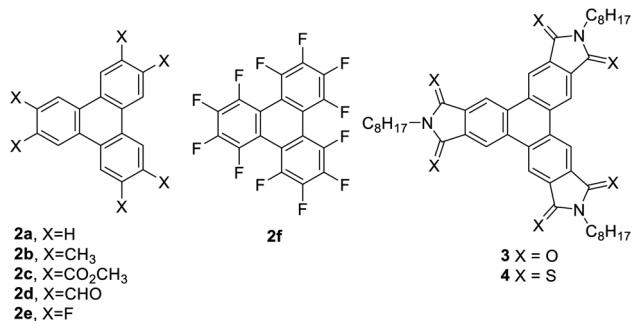
**Scheme 1** Cyclotrimerization of *o*-dibromobenzene using the Yamamoto coupling.<sup>21</sup>

Department of Chemistry & Biochemistry, Wilfrid Laurier University, Waterloo, Ontario N2L 3C5, Canada. E-mail: kmaly@wlu.ca

† Electronic supplementary information (ESI) available: Synthetic procedures, experimental details, and NMR spectra. See DOI: 10.1039/d1ra07931j



compounds. In particular, we focus on electron-deficient triphenylenes, which are otherwise challenging to prepare using established methods. We demonstrate that this method is viable for the preparation of triphenylenes and in several cases offers the advantage of a more concise and high yielding synthesis as compared to other approaches. We also demonstrate that this approach can be used to prepare electron-deficient discotic compounds such as triphenylene trisimide (**3**) and its thionated analog (**4**) in order to compare their mesomorphic properties.



## Results and discussion

To explore the potential of the Yamamoto coupling, a series of substituted *o*-dibromobenzenes were used. *o*-Dibromobenzene (**1a**), 1,2-dibromo-4,5-difluorobenzene (**1e**), and 1,2-dibromo-3,4,5,6-tetrafluorobenzene (**1f**) were obtained from commercial sources. 4,5-Dibromo-*o*-xylene<sup>25</sup> (**1b**) and dimethyl 4,5-dibromophthalate<sup>26,27</sup> (**1c**) were prepared according to literature procedures, and 4,5-dibromophthalaldehyde (**1d**) was prepared in two steps from 4,5-dibromophthalic acid (refer to ESI† for details).

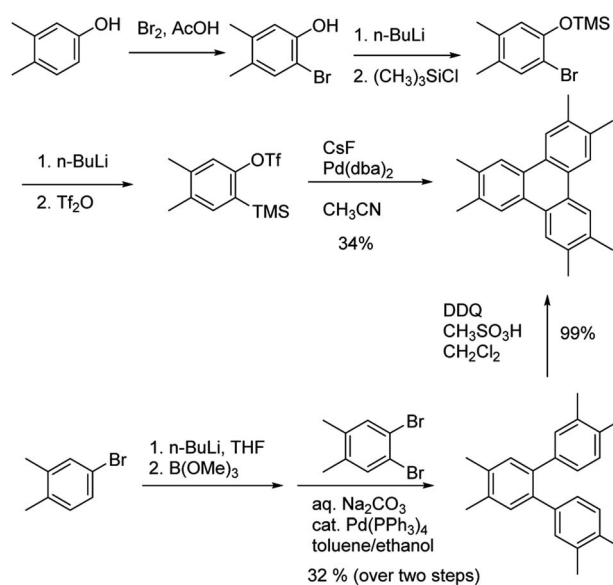
Triphenylenes **2a–f** were chosen as targets because they have all been prepared previously by different methods, permitting a comparison of the Yamamoto coupling with previously reported approaches. They were also selected because they included a range of electron-donating and electron-withdrawing groups. Compounds **1a–f** were each subjected to reaction with stoichiometric Ni(COD)<sub>2</sub> (1.25 eq.), COD (2 eq.), and 2,2'-bipyridine (1.25 eq.) in THF at room temperature overnight to afford the corresponding triphenylenes in modest to good yields (Table 1).

Triphenylene (**2a**) has been prepared by a number of different methods, including the Yamamoto coupling. The previous report of the formation of triphenylene in 60% yield using the Yamamoto coupling used Ni(COD)<sub>2</sub> in the presence of PPh<sub>3</sub> in DMF at 70 °C.<sup>21</sup> It should be noted that the reported yield was not an isolated yield but was measured by gas chromatography. We employed conditions adapted from Rüdiger *et al.*,<sup>22</sup> who used Ni(COD)<sub>2</sub> in the presence of COD and 2,2'-bipyridine (bpy) in THF at room temperature, thereby avoiding the use of DMF as a solvent and the need for elevated temperatures. Gratifyingly, we obtained triphenylene **2a** in 59% isolated yield, comparable to that reported previously.<sup>21</sup>

**Table 1** Summary of Yamamoto coupling results with *o*-dibromo arenes **1a–f**

Substrate	Product	Yield (%)
<b>1a</b> (X = H, Y = H)	<b>2a</b>	59
<b>1b</b> (X = CH <sub>3</sub> , Y = H)	<b>2b</b>	58
<b>1c</b> (X = CO <sub>2</sub> CH <sub>3</sub> , Y = H)	<b>2c</b>	74
<b>1d</b> (X = CHO, Y = H)	<b>2d</b>	0
<b>1e</b> (X = F, Y = H)	<b>2e</b>	44
<b>1f</b> (X = Y = F)	<b>2f</b>	20

Using the same conditions, hexamethyltriphenylene **2b** was prepared in a 58% yield. To evaluate the utility of the Yamamoto, we compared this synthesis with the previously reported synthetic approaches to **2b**. There are two previously described synthetic approaches to **2b**. The first involves palladium-catalyzed aryne cyclotrimerization using the corresponding trimethylsilyl aryl triflate,<sup>28</sup> while the second approach involves oxidative cyclization of the corresponding terphenyl, which was prepared by Suzuki coupling (Scheme 2).<sup>29</sup> The aryne cyclotrimerization reaction is reported to proceed in 34% yield,<sup>28</sup> and also requires several steps to prepare the aryne precursor, requiring cryogenic conditions.<sup>28,30</sup> Alternatively, Rathore and coworkers showed that oxidative cyclization of the *o*-terphenyl



**Scheme 2** Previously reported synthetic approaches to compound **2b**.

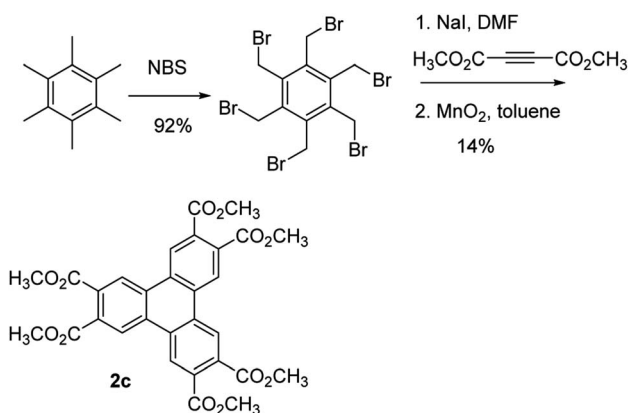


derivative proceeded in quantitative yield.<sup>29</sup> However, the preparation of the *o*-terphenyl precursor *via* Suzuki-coupling proceeded in a modest 32% over two steps. Clearly, each of these approaches has its disadvantages and the Yamamoto coupling represents a much more concise synthesis and improved yield as compared to both methods.

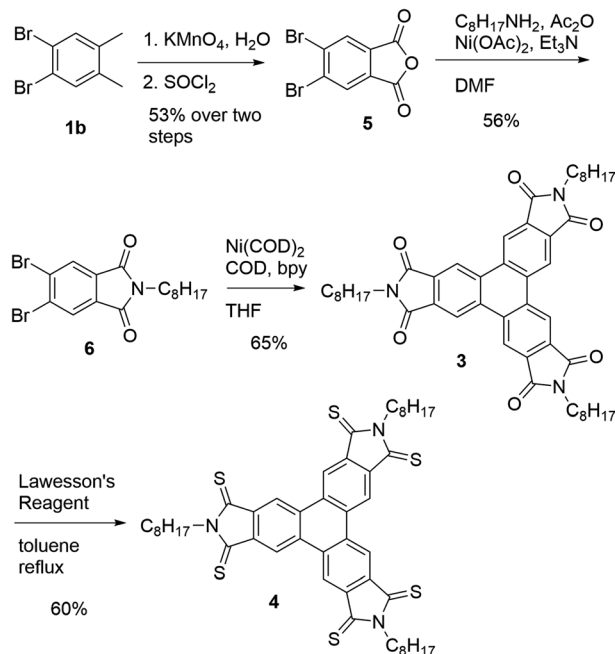
Having demonstrated that the Yamamoto coupling offers and improved synthesis of electron-rich triphenylenes, we turned our attention to electron-deficient triphenylenes (**2c–f**). Compound **2c**, which bears ester groups on the triphenylene, has been synthesized previously.<sup>31</sup> Since oxidative cyclizations are not generally effective for the synthesis of electron-deficient triphenylenes, the previous synthesis by Osawa *et al.* made use of a Cava reaction as a key step to form the triphenylene (Scheme 3). Specifically, the synthesis began by benzylic bromination of the relatively expensive hexamethylbenzene to form hexakis(bromomethyl)benzene in quantitative yield. The Cava reaction of hexakis(bromomethyl)benzene with dimethyl acetylene-dicarboxylate (DMAD) in the presence of sodium iodide gave the hexahydrotriphenylene in 14% yield, which was oxidized with MnO<sub>2</sub> in 95% yield to give **2c**. This synthesis has the drawbacks of starting with the relatively expensive hexamethylbenzene and the low yield of the Cava reaction. In contrast, Yamamoto coupling of **1c**, which is readily prepared in two steps from **1b**,<sup>26</sup> proceeds in a yield of 74%. This reaction demonstrates that electron-poor triphenylenes can be prepared using this approach, providing an alternative to existing methods.

In contrast to the preparation of hexaester **2c**, efforts to prepare hexaaldehyde **2d** were unsuccessful, resulting in a complex mixture with no evidence of the desired product. One potential explanation for the failure of the Yamamoto coupling of **1d** is that aldehydes are known to react directly with zero-valent nickel complexes, undergoing reactions such as homodimerization to form esters.<sup>32</sup> This observation highlights a limitation in the scope of the Yamamoto coupling when other reactive functional groups are present.

Fluorinated triphenylenes **2e** and **2f** are of interest in the context of crystal engineering and supramolecular chemistry because of their ability to engage in arene–perfluoroarene



Scheme 3 Synthesis of compound **2c** reported by Osawa *et al.*<sup>31</sup>



Scheme 4 Synthesis of compounds **3** and **4**.

interactions in the solid state.<sup>33–38</sup> These two compounds could be prepared *via* the Yamamoto coupling of the corresponding dibromoarenes **1e** and **1f** in modest yields. Compound **2e** has been prepared previously by palladium catalyzed aryne cyclotrimerization reactions.<sup>9,39,40</sup> The initial report of the aryne cyclotrimerization used the corresponding trimethylsilyl aryl triflate as the aryne precursor and gave compound **2e** in 52% yield. However, the synthesis of the aryne precursor required three steps from commercially available 2-bromo-4,5-difluorophenol, with some of these steps having modest yields.<sup>9,39</sup> More recently, Greaney and coworkers reported an aryne cyclotrimerization method using the appropriate bromoaryl boronate ester and showed that **2e** could be prepared in

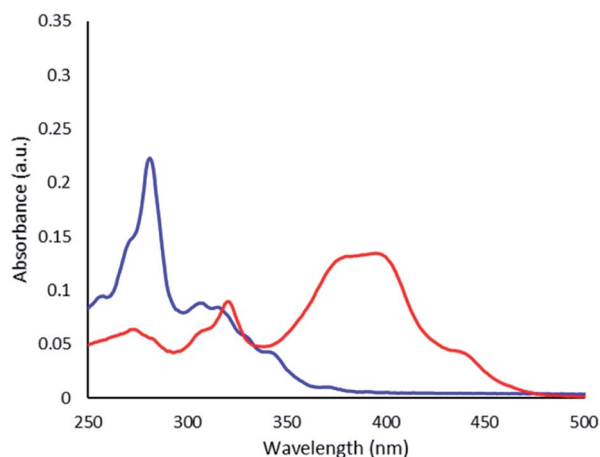


Fig. 1 UV-visible spectra of **3** (blue line) and **4** (red line) in CH<sub>2</sub>Cl<sub>2</sub> (2 × 10<sup>-6</sup> M).






Fig. 2 Polarized optical micrograph of thioimide 4 upon cooling from isotropic liquid.

33% yield using this approach.<sup>40</sup> While the yield of the final step was lower, the aryne precursor was prepared in one step from commercially available starting material. In contrast, the Yamamoto coupling produced **2e** in 44% yield directly from commercially available **1e**, suggesting that this approach may represent a slight improvement over the method of Greaney and coworkers. Perfluorotriphenylene **2f** has been prepared by Ullmann coupling of 1,2-diiodotetrafluorobenzene using copper bronze at high temperature, furnishing **2f** in only a 5% yield.<sup>41–43</sup> Using the Yamamoto coupling, the yields are slightly improved, providing **2f** in a 20% yield. Thus, even though the yields of the Yamamoto coupling are modest for the preparation of fluorinated triphenylenes, this approach still represents an improved approach as compared to previous syntheses.

Having shown that the Yamamoto coupling is a concise approach for the preparation of a variety of triphenylenes, including electron-deficient systems, we sought to demonstrate that it can be used for the preparation of electron-deficient discotic liquid crystalline materials. We sought to prepare imide (**3**) which was previously shown to exhibit a columnar liquid crystalline phase.<sup>28</sup> The previous synthesis followed a similar approach to that of hexaester **2c**: benzylic bromination of hexamethylbenzene, followed by a Cava reaction with the alkyl maleimide in the presence of NaI in DMF.<sup>28</sup> The crude product of the reaction was then treated with bromine and finally trimethylamine to provide compound **3** in a yield only 18% over three steps. Given the low yield and use of expensive reactants, we sought an alternative synthesis that made use of the Yamamoto coupling and used *o*-xylene as an inexpensive starting material.

Our alternative synthesis of triphenylene imide **3** is outlined in Scheme 4. 4,5-Dibromo-*o*-xylene<sup>25</sup> was oxidized to the corresponding phthalic acid in moderate yield as described previously and then converted into the anhydride **5** in quantitative yield.<sup>44</sup> Anhydride **5** was then reacted with octyl amine in the presence of Ni(OAc)<sub>2</sub> and Ac<sub>2</sub>O in a modification of a method described by Branda and coworkers<sup>45</sup> to give imide **6**.

Compound **6** was then subjected to the Yamamoto coupling conditions using Ni(COD)<sub>2</sub>, COD, and 2,2'-bipyridine (bpy) in THF to furnish the desired compound **3** in 65% yield.

An investigation of the mesomorphic properties of **3** by polarized optical microscopy and differential scanning calorimetry showed that the compound indeed exhibited an ordered columnar mesophase as described previously by Wu and coworkers.<sup>28</sup> The observed mesomorphic properties are consistent with those previously reported, showing a clearing point at *ca.* 228 °C.

Previous studies on imide materials have shown that thionation can be used to improve electron-accepting ability of imides by lowering the LUMO energy, producing materials with lower HOMO–LUMO gaps.<sup>27,46–51</sup> We have also shown that thionation of imide containing discotic liquid crystalline compounds has only a small impact on liquid crystallinity while altering the electronic properties significantly.<sup>27,51</sup> We therefore sought to explore the effect of thionation on the mesomorphic properties of compound **4**. Compound **4** was readily accessed by 6-fold thionation of **3** giving the desired product in 60% yield.

Thioimide **4** shows a red shift in the absorption compared to the corresponding imide (**3**) as shown by UV-visible spectroscopy (Fig. 1). This red shift is consistent with previously reported thionated imides, which show a lowering of the HOMO–LUMO gap primarily through a lowering of the LUMO energy.

Preliminary investigation of the mesomorphic properties of compound **4** by polarized optical microscopy showed compound **4** underwent a transition to the isotropic phase at approximately 320 °C. Upon cooling, a phase transition to a columnar mesophase was observed. Polarized optical microscopy revealed dendritic textures consistent with a columnar hexagonal phase (Fig. 2). This texture was preserved to room temperature, suggesting a glass formation. Unfortunately, heating above 300 °C also appeared to result in at least partial decomposition. Consequently, the phase transition temperatures were reduced with each heating and cooling cycle. As such, the phase transitions were not readily observed by differential scanning calorimetry, nor is it possible to make meaningful characterization of the mesophase, or comparison of the mesophase characteristics with compound **3**. That said, in this system, thionation has the effect of dramatically increasing the clearing point of these compounds to the point of decomposition. These observations are in contrast to previous studies on the thionation of imide liquid crystals, where thionation had only a small impact on the mesophase range.<sup>27,51</sup> In this case, where all six imide oxygen atoms are replaced by sulfur has a dramatic effect on the phase transition temperatures.

## Conclusions

In summary, we have shown that the nickel-mediated Yamamoto coupling of *o*-dibromoarenes can be used for the preparation of substituted triphenylenes. This approach is more concise and high yielding than several existing synthetic approaches, in particular for electron-deficient systems that are



not readily prepared by oxidative cyclization methods. One drawback of this approach is the use of stoichiometric amounts of Ni(COD)<sub>2</sub>. We applied this method to the preparation of electron-deficient discotic mesogen **3** bearing imide groups, and converted it to the corresponding thioimide (**4**). Compound **4** shows evidence for a columnar mesophase with a high clearing point, but decomposition near the clearing point prevents a clear comparison with compound **3**.

## Conflicts of interest

There are no conflicts to declare.

## Acknowledgements

We are grateful to the Natural Sciences and Engineering Council of Canada (NSERC), the Canada Foundation for Innovation, the Ontario Research Fund, and Wilfrid Laurier University for support. This work was supported by the Research Support Fund. Z. W. S. thanks NSERC for an Undergraduate Student Research Award and J. L. thanks NSERC for a Postgraduate Scholarship Award and the Ontario Government for an Ontario Graduate Scholarship. We thank Dmitry D. Gusev for the generous use of his glove box. We also thank Dr A. Furtos at the Université de Montréal for mass spectrometric analyses.

## Notes and references

- 1 T. Wöhrle, I. Wurzbach, J. Kirres, A. Kostidou, N. Kapernaum, J. Litterscheidt, J. C. Haenle, P. Staffeld, A. Baro, F. Giesselmann and S. Laschat, *Chem. Rev.*, 2016, **116**, 1139–1241.
- 2 S. Laschat, A. Baro, N. Steinke, F. Giesselmann, C. Hägele, G. Scalia, R. Judele, E. Kapatsina, S. Sauer, A. Schreivogel and M. Tosoni, *Angew. Chem., Int. Ed.*, 2007, **46**, 4832–4887.
- 3 W. Pisula, X. Feng and K. Müllen, *Adv. Mater.*, 2010, **22**, 3634–3649.
- 4 S. Kumar, *Chemistry of Discotic Liquid Crystals: From Monomers to Polymers*, CRC Press, Boca Raton, 2011.
- 5 S. Kumar, *Liq. Cryst.*, 2004, **31**, 1037–1059.
- 6 A. N. Cammidge and R. J. Bushby, in *Handbook of Liquid Crystals*, ed. D. Demus, J. Goodby, G. W. Gray, H.-W. Spiess and V. Vill, 1998, vol. 2B.
- 7 R. C. Borner, R. J. Bushby and A. N. Cammidge, *Liq. Cryst.*, 2006, **33**, 1439–1448.
- 8 D. Pérez and E. Guitián, *Chem. Soc. Rev.*, 2004, **33**, 274–283.
- 9 D. Peña, S. Escudero, D. Pérez, E. Guitián and L. Castedo, *Angew. Chem., Int. Ed.*, 1998, **37**, 2659–2661.
- 10 H. Bock, M. Rajaoarivelo, S. Clavaguera and É. Grelet, *Eur. J. Org. Chem.*, 2006, 2889–2893.
- 11 E. J. Foster, R. B. Jones, C. Lavigueur and V. E. Williams, *J. Am. Chem. Soc.*, 2006, **128**, 8569–8574.
- 12 J. A. Paquette, C. J. Yardley, K. M. Psutka, M. a. Cochran, O. Calderon, V. E. Williams and K. E. Maly, *Chem. Commun.*, 2012, **48**, 8210–8212.
- 13 K. M. Psutka, J. Williams, J. A. Paquette, O. Calderon, K. J. A. Bozek, V. E. Williams and K. E. Maly, *Eur. J. Org. Chem.*, 2015, 1456–1463.
- 14 J. A. Paquette, K. M. Psutka, C. J. Yardley and K. E. Maly, *Can. J. Chem.*, 2017, **95**, 399–409.
- 15 M. F. Semmelhack, P. Helquist, L. D. Jones, L. Keller, L. Mendelson, L. S. Ryono, J. G. Smith and R. D. Stauffer, *J. Am. Chem. Soc.*, 1981, **103**, 6460–6471.
- 16 T. T. Tsou and J. K. Kochi, *J. Am. Chem. Soc.*, 1979, **101**, 7547–7560.
- 17 T. Yamamoto, K. Sanechika and A. Yamamoto, *J. Polym. Sci., Part C: Polym. Lett.*, 1980, **18**, 9–12.
- 18 T. Yamamoto, K. Sanechika and A. Yamamoto, *Bull. Chem. Soc. Jpn.*, 1983, **56**, 1497–1502.
- 19 M. Kobayashi, J. Chen, T. C. Chung, F. Moraes, A. J. Heeger and F. Wudl, *Synth. Met.*, 1984, **9**, 77–86.
- 20 T. Ben, H. Ren, M. Shengqian, D. Cao, J. Lan, X. Jing, W. Wang, J. Xu, F. Deng, J. M. Simmons, S. Qiu and G. Zhu, *Angew. Chem., Int. Ed.*, 2009, **48**, 9457–9460.
- 21 Z. h. Zhou and T. Yamamoto, *J. Organomet. Chem.*, 1991, **414**, 119–127.
- 22 E. C. Rüdiger, F. Rominger, L. Steuer and U. H. F. Bunz, *J. Org. Chem.*, 2016, **81**, 193–196.
- 23 V. Bereznaia, M. Roy, N. Vanthuyne, M. Villa, J. V. Naubron, J. Rodriguez, Y. Coquerel and M. Gingras, *J. Am. Chem. Soc.*, 2017, **139**, 18508–18511.
- 24 E. C. Rüdiger, M. Porz, M. Schaffroth, F. Rominger and U. H. F. Bunz, *Chem.–Eur. J.*, 2014, **20**, 12725–12728.
- 25 C. Structures, P. R. Ashton, U. Girreser, D. Giuffrida, F. H. Kohnke, J. P. Mathias, F. M. Raymo, A. Z. Slawin, J. F. Stoddart and D. J. Williams, *J. Am. Chem. Soc.*, 1993, **115**, 5422–5429.
- 26 Z. Chen, S. Dong, C. Zhong, Z. Zhang, L. Niu, Z. Li and F. Zhang, *J. Photochem. Photobiol., A*, 2009, **206**, 213–219.
- 27 K. M. Psutka, J. LeDrew, H. Taing, S. H. Eichhorn and K. E. Maly, *J. Org. Chem.*, 2019, **84**, 10796–10804.
- 28 J. Yin, H. Qu, K. Zhang, J. Luo, X. Zhang, C. Chi and J. Wu, *Org. Lett.*, 2009, **11**, 3028–3031.
- 29 L. Zhai, R. Shukla, S. H. Wadumethrige and R. Rathore, *J. Org. Chem.*, 2010, **75**, 4748–4760.
- 30 Y. Himeshima, T. Sonoda and H. Kobayashi, *Chem. Lett.*, 1983, **12**, 1211–1214.
- 31 T. Osawa, T. Kajitani, D. Hashizume, H. Ohsumi, S. Sasaki, M. Takata, Y. Koizumi, A. Saeki, S. Seki, T. Fukushima and T. Aida, *Angew. Chem., Int. Ed.*, 2012, **51**, 7990–7993.
- 32 Y. Hoshimoto, M. Ohashi and S. Ogoshi, *Acc. Chem. Res.*, 2015, **48**, 1746–1755.
- 33 K. Reichenbacher, H. I. Süss and J. Hulliger, *Chem. Soc. Rev.*, 2005, **34**, 22–30.
- 34 F. Cozzi, S. Bacchi, G. Filippini, T. Pilati and A. Gavezzotti, *Chem.–Eur. J.*, 2007, **13**, 7177–7184.
- 35 C. Dai, P. Nguyen, T. B. Marder, A. J. Scott, W. Clegg and C. Viney, *Chem. Commun.*, 1999, 2493–2494.
- 36 G. W. Coates, A. R. Dunn, L. M. Henling, D. A. Dougherty and R. H. Grubbs, *Angew. Chem., Int. Ed.*, 1997, **36**, 248–251.
- 37 C. E. Smith, P. S. Smith, R. L. Thomas, E. G. Robins, J. C. Collings, C. Dai, A. J. Scott, S. Borwick, A. S. Batsanov,



- S. W. Watt, S. J. Clark, C. Viney, J. a. K. Howard, W. Clegg and T. B. Marder, *J. Mater. Chem.*, 2004, **14**, 413.
- 38 M. Weck, A. R. Dunn, K. Matsumoto, G. W. Coates, E. B. Lobkovsky and R. H. Grubbs, *Angew. Chem., Int. Ed.*, 1999, **38**, 2741–2745.
- 39 D. Peña, D. Pérez, E. Guitián and L. Castedo, *J. Am. Chem. Soc.*, 1999, **121**, 5827–5828.
- 40 J. A. García-López and M. F. Greaney, *Org. Lett.*, 2014, **16**, 2338–2341.
- 41 V. B. Smith and A. G. Massey, *Tetrahedron*, 1969, **25**, 5495–5501.
- 42 M. B. Hursthouse, V. B. Smith and A. G. Massey, *J. Fluorine Chem.*, 1977, **10**, 145–155.
- 43 C. S. Frampton, D. D. MacNicol and S. J. Rowan, *J. Mol. Struct.*, 1997, **405**, 169–178.
- 44 D. Mo, H. Chen, Y. Zhu, H. H. Huang, P. Chao and F. He, *ACS Appl. Mater. Interfaces*, 2021, **13**, 6147–6155.
- 45 A. M. Asadirad, S. Boutault, Z. Erno and N. R. Branda, *J. Am. Chem. Soc.*, 2014, **136**, 3024–3027.
- 46 B. A. Llewellyn, E. S. Davies, C. R. Pfeiffer, M. Cooper, W. Lewis and N. R. Champness, *Chem. Commun.*, 2016, **52**, 2099–2102.
- 47 N. Pearce, E. S. Davies, W. Lewis and N. R. Champness, *ACS Omega*, 2018, **3**, 14236–14244.
- 48 F. S. Etheridge, R. Fernando, J. A. Golen, A. L. Rheingold and G. Sauve, *RSC Adv.*, 2015, **5**, 46534–46539.
- 49 T.-F. Yang, S.-H. Huang, Y.-P. Chiu, B.-H. Chen, Y.-W. Shih, Y.-C. Chang, J.-Y. Yao, Y.-J. Lee and M.-Y. Kuo, *Chem. Commun.*, 2015, **51**, 13772–13775.
- 50 A. J. Tilley, C. Guo, M. B. Miltenburg, T. B. Schon, H. Yan, Y. Li and D. S. Seferos, *Adv. Funct. Mater.*, 2015, **25**, 3321–3329.
- 51 K. M. Psutka and K. E. Maly, *RSC Adv.*, 2016, **6**, 78784–78790.

