Chemical Science

ROYAL SOCIETY OF CHEMISTRY

EDGE ARTICLE

View Article Online
View Journal | View Issue

Open Access Article. Published on 08 December 2020. Downloaded on 6/16/2025 11:46:56 PM.
This article is licensed under a Creative Commons Attribution-NonCommercial 3.0 Unported Licence.

Check for updates

Cite this: *Chem. Sci.*, 2021, **12**, 1937

All publication charges for this article have been paid for by the Royal Society of Chemistry

Kinetic resolution of racemic allylic alcohols *via* iridium-catalyzed asymmetric hydrogenation: scope, synthetic applications and insight into the origin of selectivity†

Haibo Wu,[a] Cristiana Margarita,[a] Jira Jongcharoenkamol,‡[a] Mark D. Nolan,[a] Thishana Singh[b] and Pher G. Andersson*[ab]

Received 24th September 2020
Accepted 2nd December 2020

DOI: 10.1039/d0sc05276k

rsc.li/chemical-science

Asymmetric hydrogenation is one of the most commonly used tools in organic synthesis, whereas, kinetic resolution *via* asymmetric hydrogenation is less developed. Herein, we describe the first iridium catalyzed kinetic resolution of a wide range of trisubstituted secondary and tertiary allylic alcohols. Large selectivity factors were observed in most cases (*s* up to 211), providing the unreacted starting materials in good yield with high levels of enantiopurity (ee up to >99%). The utility of this method is highlighted in the enantioselective formal synthesis of some bioactive natural products including pumiliotoxin A, inthomycin A and B. DFT studies and a selectivity model concerning the origin of selectivity are presented.

Introduction

The demand for enantiomerically pure alcohols is steadily increasing. In particular, chiral allylic alcohols have tremendous synthetic relevance to natural products, pharmaceuticals, agricultural chemicals and specialty materials.[1] Kinetic resolution (KR) is a useful and direct approach to access such compounds, in a manner where they are obtained in high enantiopurity, from inexpensive racemic starting material.[1c] Notably, KR is also one of the most common methods that is used to prepare optically active alcohols on an industrial scale.[2]

Transition-metal catalyzed asymmetric hydrogenation[3] is one of the most efficient and well-established transformations in asymmetric catalysis. Owing to its perfect atom economy and excellent enantioselectivity, this process was frequently used in the preparation of enantiomericially enriched compounds in both academia and industry. However, when compared to other fundamental transformations such as epoxidation[4] and acylation,[5] its application in kinetic resolution is still a far less explored and challenging task. Pioneering work in this field was described by Noyori *et al.* in 1988 using the Ru–BINAP catalyst system (Fig. 1a), which was initially found to be efficient for few aliphatic cyclic substrates.[6] In 2015, Zhou *et al.* reported an impressive KR of saturated aliphatic alcohols *via* iridium catalyzed asymmetric hydrogenation of ester (Fig. 1b),[7] giving excellent selectivity and high efficiency without the need to convert the OH group to other functionalities. By using rhodium catalysts, Vidal-Ferran *et al.* used rhodium catalysts to develop the KR of racemic vinyl sulfoxides and vinyl phosphane oxides *via* hydrogenation of the terminal olefin (Fig. 1c).[8]

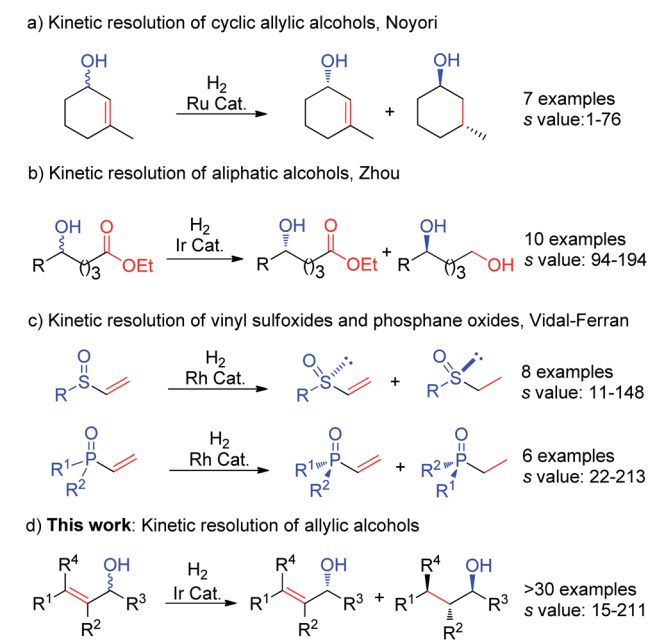

Fig. 1 Kinetic resolution *via* asymmetric hydrogenation.

[a]Department of Organic Chemistry, Stockholm University, Arrhenius Laboratory, 106 91, Stockholm, Sweden. E-mail: pher.andersson@su.se

[b]School of Chemistry and Physics, University of Kwazulu-Natal, Private Bag X54001, Durban, 4000, South Africa

† Electronic supplementary information (ESI) available. See DOI: 10.1039/d0sc05276k

‡ Present address: Chulabhorn Graduate Institute, Chulabhorn Royal Academy, 54 Kamphaeng Phet 6 Road, Laksi, Bangkok 10210, Thailand.

© 2021 The Author(s). Published by the Royal Society of Chemistry

Open Access Article. Published on 08 December 2020. Downloaded on 6/16/2025 11:46:56 PM.
This article is licensed under a Creative Commons Attribution-NonCommercial 3.0 Unported Licence.

Despite this progress, there is still no general hydrogenation protocol available for KR of a wide range of allylic alcohols.

Over the past two decades, our group has developed a variety of iridium N,P complexes, that are successfully employed in the asymmetric hydrogenation of different types of olefins with different functionalities.[9] As a continuous interest, further application of asymmetric hydrogenation in kinetic resolution of allylic substrates is highly desired. Iridium catalyzed asymmetric hydrogenation of primary allylic alcohols has been well developed.[10] The secondary or tertiary allylic alcohols are relatively acid-senstive, and are challenging substrates[10] for iridium catalyzed asymmetric hydrogenation due to the Lewis or Brønsted acidity of these transition-metal–hydride complexes.[11] There are several known competing transformations such as allylic substitution,[12] elimination,[13] and isomerization[14] that are likely to occur when the iridium hydride species is involved. Additionally, the selective hydrogenation of one olefin in the presence of another olefin is still a generally unsolved but useful task.[15] Herein, we disclose the first iridium-catalyzed KR of racemic secondary and tertiary allylic alcohols *via* asymmetric hydrogenation.

Results and discussion

We began our investigation using racemic allylic alcohol **1a** and the Ir-N,P thiazole-based catalyst **A** in the screening (Table 1). Preliminary results without an additive (entry 1) showed the allylic alcohol was hydrogenated with high conversion (89%) under 1 bar of H_2 and 0.5% catalyst loading. The remaining starting material had very low ee (11%). When AcOH was used as the additive (entry 2), the conversion was similar (91%), and the remaining alcohol **1a** did not show any enantiomeric enrichment. These results indicated that, even in the absence of an acid, the acidity of the Ir-N,P catalyst under hydrogenation conditions was sufficient to enable the process of carbocation formation. To our delight, with the addition of a small amount of base, the reaction proceeded cleanly, we observed only the hydrogenated product and the remaining starting material in the reaction mixture. A number of different bases were screened, either at 10 or 20 mol% loading. The use of K_3PO_4 (entry 3) provided 43% conversion and 63% ee of **1a**, which corresponded to kinetic resolution with a good level of selectivity (Table 1). Then KOAc was evaluated (entry 4) and even at a lower loading, it afforded a slightly better result than the previous one, increasing the selectivity of the reaction to $s = 24$. The use of K_2CO_3 had a significant effect and enhanced the KR performance (entry 5). With 20 mol% base a conversion slightly higher than ideal (55%) was observed, and **1a** was resolved to an excellent ee. This corresponded to the highest selectivity factor for this substrate ($s = 26$). Two other bases were screened (entries 6 and 7) and good results were obtained with regard to conversion and the s factor, however they did not outperform K_2CO_3. With the best basic additive chosen, a screening of a few different solvents was carried out. When the reaction was run in benzene (entry 8) it gave a comparable outcome to that in toluene but the overall selectivity was not improved. The use of CH_2Cl_2 was completely detrimental to the process (entry 9): even when the reaction was stopped at 55% conversion, the remaining alcohol **1a** was present only in 38% ee. When α,α,α-trifluorotoluene was tested (entry 10), the system gave good selectivity ($s = 21$), but with lower conversion and enantiopurity of **1a** (79% ee). Eventually, the reaction was carried out on a preparative scale (0.2 mmol) with 10 mol% K_2CO_3 (entry 11), and gave similar selectivity to that of the smaller scale (entry 5).

Table 1 Development of kinetic resolution of allylic alcohol *via* asymmetric hydrogenation[a]

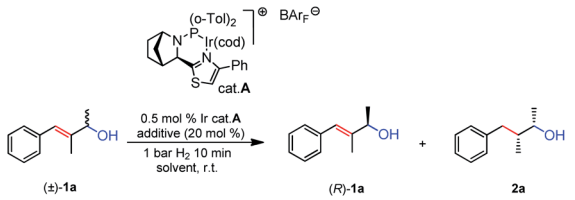

Entry	Solvent	Additive	Conv.[b] (%)	ee of **1a**[c] (%)	s[d]
1	Toluene	None	89(81)	11.0	1.1
2[e,f]	Toluene	HOAc	91(78)	0.5	1.0
3	Toluene	K_3PO_4	43	62.5	20.5
4[f]	Toluene	KOAc	44	65.7	23.6
5	Toluene	K_2CO_3	56	94.6	25.9
6	Toluene	$KHCO_3$	54	85.5	17.2
7	Toluene	Na_2CO_3	54	89.7	21.4
8	Benzene	K_2CO_3	58	97.7	24.6
9[e]	CH_2Cl_2	K_2CO_3	55(75)	37.9	2.6
10	$PhCF_3$	K_2CO_3	50	79.0	21.4
11[f,g]	Toluene	K_2CO_3	60	99.0	24.2

[a] Reaction conditions: (±)-**1a** (0.05 mol), 0.5 mol% catalyst and 20 mol% additive in the solvent (1.0 mL) under 1 bar H_2 at room temperature for 10 min, unless otherwise specified. [b] Conversion was determined by ^{1}H NMR spectroscopy, the combined recovery ratio of **1a** and **2a** >99%, unless specified in parentheses. [c] Enantiomeric excesses were determined by SFC analysis. [d] The selectivity factors: $s = \ln[(1 - \text{conv.})(1 - \text{ee})]/\ln[(1 - \text{conv.})(1 + \text{ee})]$. [e] 3 min reaction time. [f] 10 mol% additive. [g] 0.2 mmol scale reaction.

We then evaluated the allylic alcohol scope (Table 2), with a systematic study on the substitution covering a range of different functionalities. The substrates that have different substituents on the allylic position were found to be suitable candidates for the Ir-catalyzed hydrogenation/KR, and excellent ees and high s values were obtained in most cases (**1b–f**).

These results also indicate how the large steric bulk influences the catalyst in discriminating between the two enantiomers of the alcohol. The current method could be also applied in the synthesis of saturated alcohols with excellent diastereo- and enantio-selectivity. As an illustrative example, substrate **1g** was resolved with slightly lower conversion affording the hydrogenated product **2g** in 46% isolated yield with excellent d.r. (99 : 1) and ee (98%). From the measurement of the optical rotation of an isolated sample of resolved compound **1b** and by comparison with literature values,[16] the assigned absolute configuration for the alcohol was determined to be (*R*). The stereochemistry of the other resolved alcohols was assigned by analogy. The investigation continued with the evaluation of different functionalities (**1j**, **1k**) such as –CH_2Cl, –CH_2TMS,[17]

 © 2021 The Author(s). Published by the Royal Society of Chemistry

Open Access Article. Published on 08 December 2020. Downloaded on 6/16/2025 11:46:56 PM.
This article is licensed under a Creative Commons Attribution-NonCommercial 3.0 Unported Licence.

Table 2 Substrate scope[a]

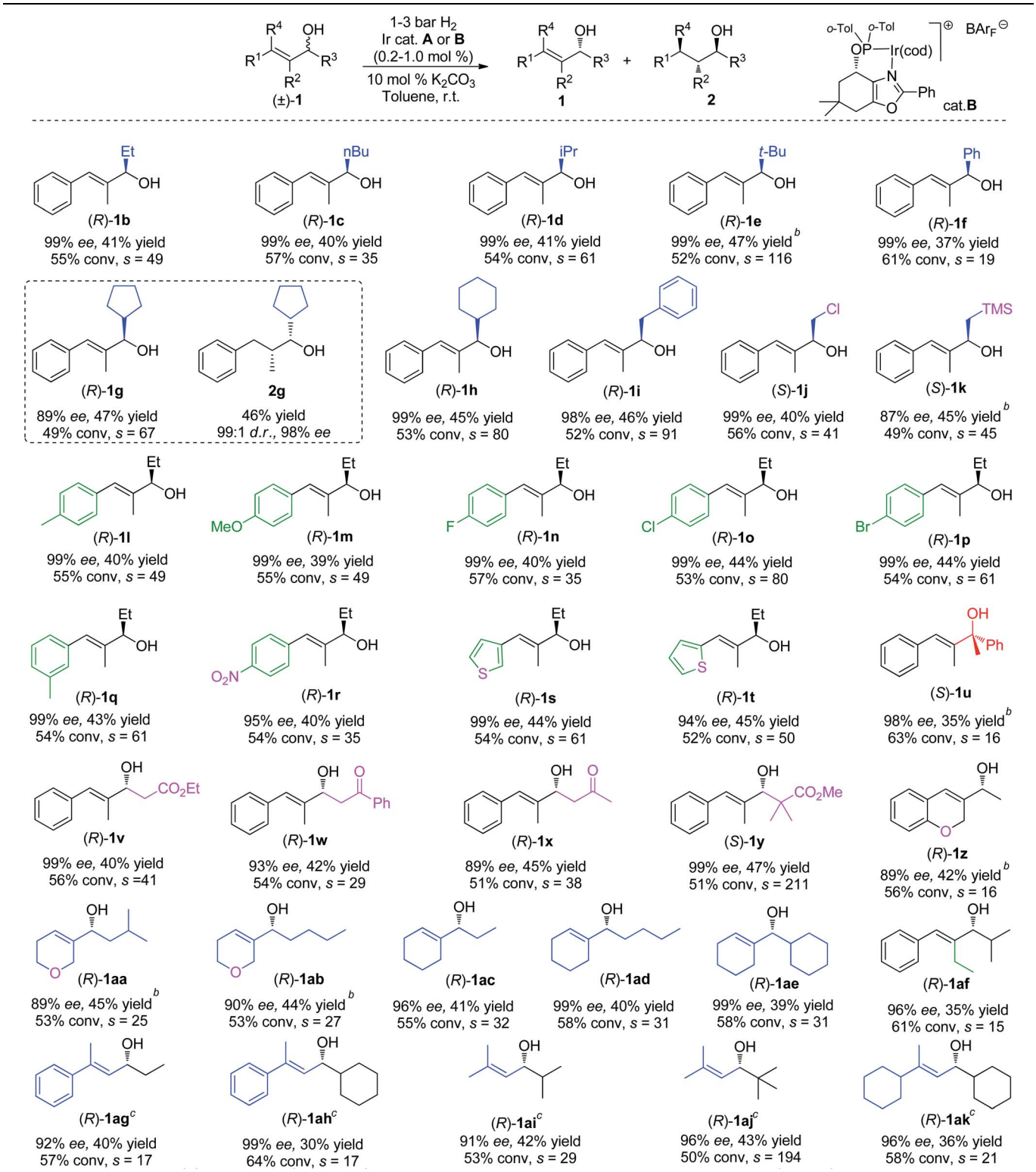

[a] Reaction conditions: (±)-substrate **1** (0.2 mmol), 0.2–1.0 mol% catalyst **A** and 10 mol% K_2CO_3 in toluene (1.0 mL) under 1–3 bar H_2 at room temperature for 10 min to 1 h, unless otherwise specified in the ESI. Isolated yield. Conversion was determined by ^{1}H NMR spectroscopy. The selectivity factors: $s = \ln[(1 - \text{conv.})(1 - \text{ee})]/\ln[(1 - \text{conv.})(1 + \text{ee})]$. Enantiomeric excesses were determined by SFC or GC analysis. [b] Isolated as a mixture with hydrogenated product. [c] Catalyst **B** was used.

Open Access Article. Published on 08 December 2020. Downloaded on 6/16/2025 11:46:56 PM.
This article is licensed under a Creative Commons Attribution-NonCommercial 3.0 Unported Licence.

which were well tolerated by the system and gave good selectivity.

Substrates (**1l–r**) bearing an electron-withdrawing group or electron-donating group at the *para* or *meta* position on the phenyl ring were successfully resolved, affording excellent ee for the remaining starting material. However, the *ortho*-substituted analogue of **1l** cannot be kinetically resolved, probably due to the unfavorable steric effect. Good results were also achieved for the heteroaromatic compounds **1s** and **1t** containing a thiophene ring. Surprisingly, the challenging tertiary alcohol **1u**, which is a sensitive substrate under hydrogenation conditions, was resolved (98% ee) at an higher conversion (63%).

Next, a set of allylic alcohols with a β-carbonyl functionality were also evaluated in our KR system, given their high synthetic utility. The first substrate in this class was ethyl ester **1v**. The Ir-N,P catalyst accomplished efficient kinetic resolution (99% ee) at 56% conversion, corresponding to a high selectivity ($s = 41$). Good results were also observed in the KR of ketones **1w** and **1x**, with relatively high s factors. When the bulky alcohol **1y** was applied in this hydrogenation/KR strategy, excellent selectivity ($s = 211$) was obtained. Cyclic substrate **1z** with a methyl group on the allylic position also proceeded with lower selectivity ($s = 16$). We encountered lower selectivity again when manipulating the substitution on the olefin (**1af**). Several fully aliphatic allylic alcohols (**1aa–ae**) were tested using the method as well. To our delight, good selectivity was achieved for these substrates and good to excellent ee was attained when the reaction conversion was controlled to a range of 55% to 60%. Finally, a few β,β-substituted allylic alcohols (**1ag–1ak**) including both aromatic and pure aliphatic substrates were tested using the oxazole-type catalyst **B**. High to excellent selectivities (s factor up to 194) were obtained.

Different stereoisomers of a biologically active molecule can have completely different effects in biological systems.[18] It is well known that the inherent problem of the KR process is that only a 50% maximum isolated yield is permitted. The excellent enantio-discriminating ability of our catalytic system in the hydrogenation of racemic allylic alcohols, used all the starting materials. Hence, we continued to explore this double stereo-differentiation potential, to provide both enantiomers of saturated secondary alcohol **2i** bearing two contiguous chiral centers (Scheme 1). Resolved alcohol (*R*)-**1i** was subjected to secondary hydrogenation using catalyst *ent*-**A** without an additive under 3 bar of hydrogen for 10 minutes. This afforded saturated alcohol (2*R*,3*S*)-**2i** with excellent diastereo- and enantioselectivity (>99 : 1 d.r., 99% ee). Beginning with racemic allylic alcohol **1i**, the combined hydrogenations afforded clean reactions with 96% overall yield of the two separated enantiomers.

In order to demonstrate the utility of this approach, we have performed a gram-scale kinetic resolution of allylic alcohol **1b** with 0.2 mol% catalyst loading under 1 bar hydrogen pressure for 30 minutes, and the resolved allylic alcohol was obtained with 99% ee at 54% conversion (Scheme 2). The crude product was benzylated and underwent ozonolysis to yield methyl ketone **3**, which was previously synthesized in 7 steps from glycidol.[19a] This is a key intermediate for the total synthesis of pharmacologically active dendrobatid alkaloid pumiliotoxin A.[19b]

Encouraged by the above success, we then turned our attention to the synthesis of the natural products inthomycin A and B with our new method as a key step (Scheme 3). The inthomycins, a small family of polyene natural products were first isolated from *Streptomyces* sp.[20] have attracted considerable attention from synthetic chemists[21] due to their unique structural features and interesting bioactivities.[22] Our synthesis began with KR of racemic alcohol **1y**, which has already showed excellent selectivity on a small scale affording the resolved alcohol with over 99% ee at 52% conversion ($s > 100$). Subsequent TBS protection and ozonolysis delivered the enantioenriched ketone **4** in 38% overall yield. Surprisingly, the Horner–Wadsworth–Emmons reaction of methyl ketone 4 with dimethyl 3-trimethylsilylpropynyl phosphonate[23] followed by a deprotection of TMS afforded the *Z*-enyne **5** in 81% yield with an unprecedented exclusive stereoselectivity.

Separately, lithiation of TIPS protected oxazole **6**[21g] followed by allylation at the C-5 position to give vinyl bromide **7** in high yield. With **5** and **7** in hand, we then focused on coupling the two fragments corresponding to the geometry of the target inthomycins. Firstly, using a modified version of Negishi's method,[24] enyne **5** was subjected to hydrozirconation and then coupled with **7** to give the triene **8** in good yield with excellent stereoselectivity. After desilylation of **8**, we obtained the reported alcohol 9 [21b,c] with over 99% ee, thus achieving the

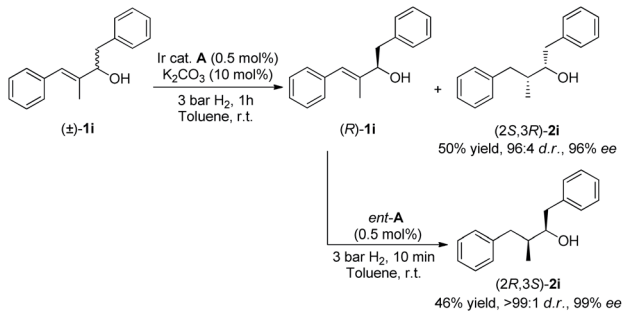

Scheme 1 Double stereo-differentiation.

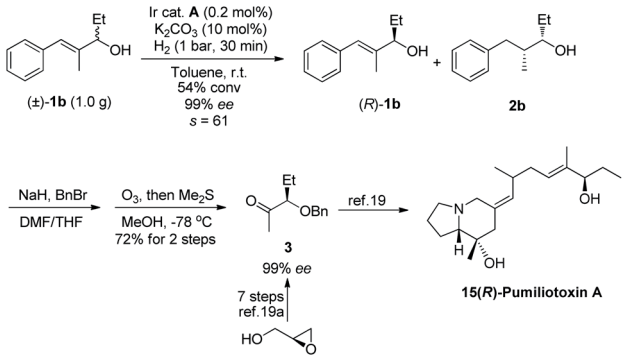

Scheme 2 Gram-scale kinetic resolution and concise synthesis of the chiral building block of 15(*R*)-pumiliotoxin A.

 © 2021 The Author(s). Published by the Royal Society of Chemistry

Open Access Article. Published on 08 December 2020. Downloaded on 6/16/2025 11:46:56 PM.
This article is licensed under a Creative Commons Attribution-NonCommercial 3.0 Unported Licence.

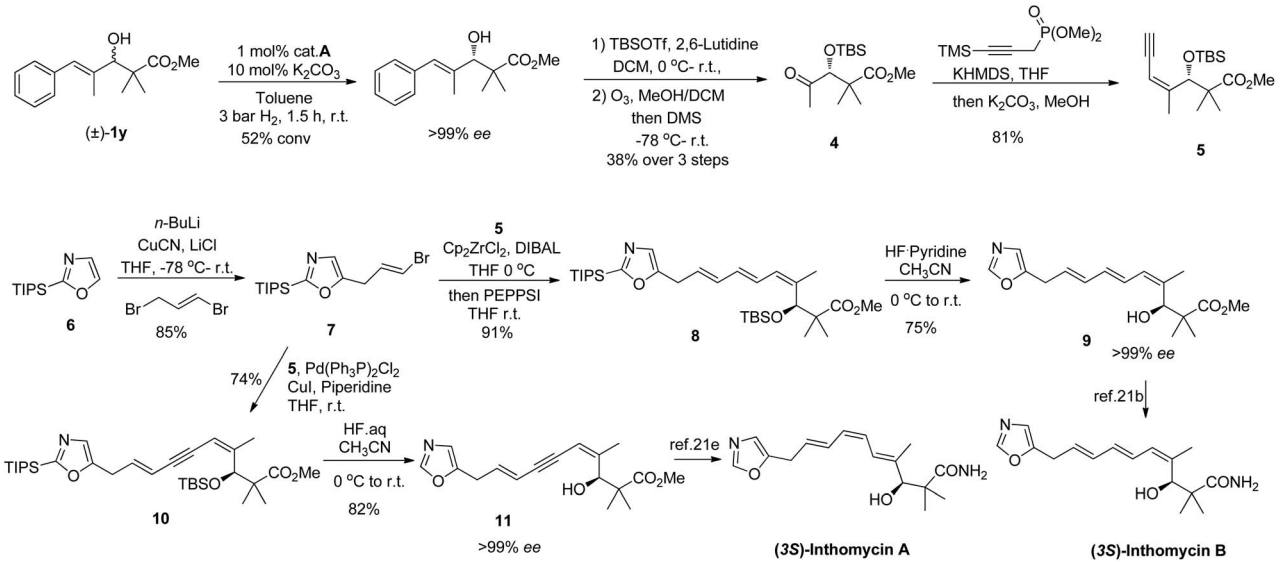

Scheme 3 Enantioselective formal total synthesis of inthomycin A and B.

formal total synthesis of (3*S*)-inthomycin B. It should be noted that, fragments **5** and **7** was also connected by Sonogashira cross-coupling to afford intermediate **10**, which was further converted to alcohol **11**[21e] after deprotection. Over 99% ee was also achieved for alcohol **11** and this constitutes the formal enantioselective synthesis of inthomycin A. This synthetic sequence provides one of the most efficient routes to the inthomycins, with remarkable selectivity.

To rationalize the origin of the enantio-discrimination, a quadrant model analysis correlated with preliminary density functional theory (DFT) studies were performed (Fig. 2).[10,25] According to a previously developed quadrant model, the iridium coordination sphere was divided into four planar quadrants based on the calculated catalyst structure. When the olefin substrate was fitted into this model (Fig. 2b), the smallest substituent (H atom) always occupies the most hindered quadrant, resulting in a fixed conformation for the transition state. As shown in the three-dimensional quadrant model (Fig. 2c), there is possible hydrogen bonding between the hydroxyl group and the axial iridium hydride which may account for the enantio-discrimination, since the corresponding calculated distance is around 2.5 Å for both enantiomers.

Further relative energy calculations for the possible transition states were conducted (Fig. 3). For transition state **TS I** of the matched enantiomer (*S*)-**1a**, hydrogen bonding leads to a conformation such that the methyl group at the carbinol points away from the ligand backbone. In contrast, hydrogen bonding in transition state **TS II** of the matched enantiomer (*R*)-**1a** results in the methyl group pointing forward to the ligand backbone, which is not favored for steric reasons. The cost of

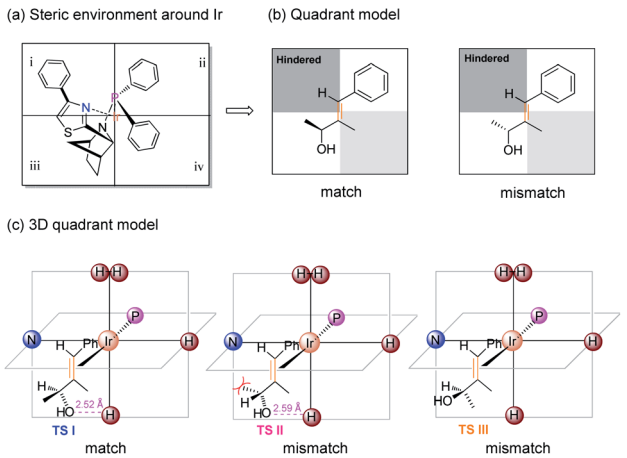

Fig. 2 Origin of selectivity depicting: (a) steric environment around Ir. (b) Quadrant model illustrating the matched and mismatched allylic alcohol. (c) 3D quadrant model.

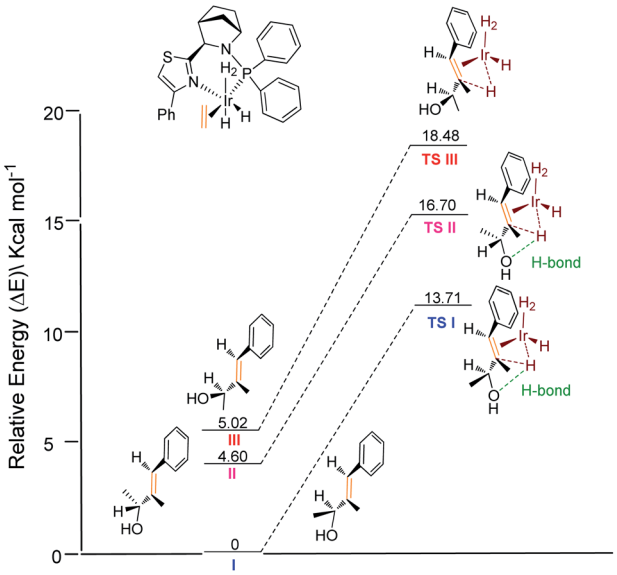

Fig. 3 Calculated relative energy profile.

Open Access Article. Published on 08 December 2020. Downloaded on 6/16/2025 11:46:56 PM.
This article is licensed under a Creative Commons Attribution-NonCommercial 3.0 Unported Licence.

this steric clash resulted in an energy difference of 3.0 kcal mol^{-1} for the two transition states. This result also indicates that substrates with a bulky substituent would produce better selectivity, which is consistent with the experimental finding. Another possible transition state **TS III** for the mismatched enantiomer, adopts a less sterically hindered mode of coordination with the catalyst. Here the hydrogen bond breaks, resulting in an even higher energy barrier. Additionally, the absolute configurations obtained for the recovered allylic alcohols are in agreement with the theoretical prediction.

Conclusions

To summarize, we have developed an efficient kinetic resolution protocol for a variety of trisubstituted allylic alcohols *via* Ir-N,P-catalyzed asymmetric hydrogenation. High selectivity factors were observed using this methodology. These compare well with those reported for other KR systems, especially taking into consideration the mild reaction conditions, short reaction times and operational simplicity. The utility of this strategy is illustrated by the concise formal synthesis of bioactive 15(*R*)-pumiliotoxin A, (3*R*)-inthomycin A and B. DFT calculations and the quadrant model analysis indicated that a medium-to-strong hydrogen bond between the alcohol and the iridium center is responsible for the selectivity. This kinetic resolution of diverse allylic alcohols *via* asymmetric hydrogenation provides new and exciting opportunities for enantioselective synthesis.

Conflicts of interest

There are no conflicts to declare.

Acknowledgements

The authors are grateful to the Swedish Research Council (VR), the Knut och Alice Wallenberg Stiftelsen for funding this research. J. J. thanks the Chulabhorn Graduate Institute, Chulabhorn Royal Academy, Thailand for an exchange scholarship to Stockholm University. T. S. acknowledges the NRF South Africa for the Post-PhD Track Thuthuka Grant. All computations were carried out using the computational cluster resources at the National Supercomputer Centre based at Linkoping University, Sweden and at the Center for High Performance Computing, South Africa.

Notes and references

1 For recent reviews, see: (*a*) E. Skucas, M.-Y. Ngai, V. Komanduri and M. J. Krische, *Acc. Chem. Res.*, 2007, **40**, 1394; (*b*) H. Jiang, N. Holub and K. Anker Jørgensen, *Proc. Natl. Acad. Sci. U. S. A.*, 2010, **107**, 20630; (*c*) A. Lumbroso, M. L. Cooke and B. Breit, *Angew. Chem., Int. Ed.*, 2013, **52**, 1890.

2 M. Breuer, K. Ditrich, T. Habicher, B. Hauer, M. Keßeler, R. Stürmer and T. Zelinski, *Angew. Chem., Int. Ed.*, 2004, **43**, 788.

3 For reviews, see: (*a*) T. Ayad, P. Phansavath and V. Ratovelomanana-Vidal, *Chem. Rec.*, 2016, **16**, 2754; (*b*) X. Cui and K. Burgess, *Chem. Rev.*, 2005, **105**, 3272; (*c*) C. Margarita and P. G. Andersson, *J. Am. Chem. Soc.*, 2017, **139**, 1346; (*d*) J. J. Verendel, O. Pàmies, M. Diéguez and P. G. Andersson, *Chem. Rev.*, 2014, **114**, 2130; (*e*) W. Tang and X. Zhang, *Chem. Rev.*, 2003, **103**, 3029; (*f*) J.-H. Xie, S.-F. Zhu and Q.-L. Zhou, *Chem. Rev.*, 2011, **111**, 1713; (*g*) S. J. Roseblade and A. Pfaltz, *Acc. Chem. Res.*, 2007, **40**, 1402.

4 For a review, see (*a*) M. M. Heravi, T. B. Lashaki and N. Poorahmad, *Tetrahedron: Asymmetry*, 2015, **26**, 405. For some recent synthetic examples, see: (*b*) H. Li, S.-J. Shen, C.-L. Zhu and H. Xu, *J. Am. Chem. Soc.*, 2018, **140**, 10619; (*c*) D. Katsumi, K. Nakasone, N. Terayama, E. Yasui, M. Mizukami, M. Miyashita and S. Nagumo, *J. Org. Chem.*, 2019, **84**, 1553; (*d*) L. Jeanne-Julien, G. Masson, E. Astier, G. Genta-Jouve, V. Servajean, J.-M. Beau, S. Norsikian and E. Roulland, *Org. Lett.*, 2017, **19**, 4006; (*e*) M. Kanto and M. Sasaki, *Org. Lett.*, 2016, **18**, 112; (*f*) B. Seetharamsingh, P. R. Rajamohanan and D. S. Reddy, *Org. Lett.*, 2015, **17**, 1652; (*g*) S. Tang, Y.-L. Deng, J. Li, W.-X. Wang, G.-L. Ding, M.-W. Wang, Z.-P. Xiao, Y.-C. Wang and R.-L. Sheng, *J. Org. Chem.*, 2015, **80**, 12599; (*h*) Y.-G. Wang, R. Takeyama and Y. Kobayashi, *Angew. Chem., Int. Ed.*, 2006, **45**, 3320.

5 (*a*) J. C. Ruble, H. A. Latham and G. C. Fu, *J. Am. Chem. Soc.*, 1997, **119**, 1492; (*b*) E. Vedejs and X. Chen, *J. Am. Chem. Soc.*, 1996, **118**, 1809; (*c*) S. Bellemin-Laponnaz, J. Tweddell, J. C. Ruble, F. M. Breitling and G. C. Fu, *Chem. Commun.*, 2000, **12**, 1009.

6 M. Kitamura, I. Kasahara, K. Manabe, R. Noyori and H. Takaya, *J. Org. Chem.*, 1988, **53**, 708.

7 X.-H. Yang, K. Wang, S.-F. Zhu, J.-H. Xie and Q.-L. Zhou, *J. Am. Chem. Soc.*, 2014, **136**, 17426.

8 (*a*) H. Fernández-Pérez and A. Vidal-Ferran, *Org. Lett.*, 2019, **21**, 7019; (*b*) J. R. Lao, H. Fernández-Pérez and A. Vidal-Ferran, *Org. Lett.*, 2015, **17**, 4114.

9 For selected examples, see: (*a*) K. Källström, C. Hedberg, P. Brandt, A. Bayer and P. G. Andersson, *J. Am. Chem. Soc.*, 2004, **126**, 14308; (*b*) P. Cheruku, J. Diesen and P. G. Andersson, *J. Am. Chem. Soc.*, 2008, **130**, 5595; (*c*) A. Paptchikhine, P. Cheruku, M. Engman and P. G. Andersson, *Chem. Commun.*, 2009, 5996; (*d*) J. J. Verendel, T. Zhou, J.-Q. Li, A. Paptchikhine, O. Lebedev and P. G. Andersson, *J. Am. Chem. Soc.*, 2010, **132**, 8880; (*e*) B. K. Peters, J. Liu, C. Margarita, W. Rabten, S. Kerdphon, A. Orebom, T. Morsch and P. G. Andersson, *J. Am. Chem. Soc.*, 2016, **138**, 11930; (*f*) J. Liu, S. Krajangsri, J. Yang, J.-Q. Li and P. G. Andersson, *Nat. Catal.*, 2018, **1**, 438; (*g*) S. Ponra, W. Rabten, J. Yang, H. Wu, S. Kerdphon and P. G. Andersson, *J. Am. Chem. Soc.*, 2018, **140**, 13878; (*h*) S. Kerdphon, S. Ponra, J. Yang, H. Wu, L. Eriksson and P. G. Andersson, *ACS Catal.*, 2019, **9**, 6169.

10 J.-Q. Li, J. Liu, S. Krajangsri, N. Chumnanvej, T. Singh and P. G. Andersson, *ACS Catal.*, 2016, **6**, 8342.

11 (*a*) R. G. Pearson, *Chem. Rev.*, 1985, **85**, 41; (*b*) G. Jia and C.-P. Lau, *Coord. Chem. Rev.*, 1999, **190–192**, 83; (*c*) Y. Zhu, Y. Fan and K. Burgess, *J. Am. Chem. Soc.*, 2010, **132**, 6249;

 © 2021 The Author(s). Published by the Royal Society of Chemistry

Open Access Article. Published on 08 December 2020. Downloaded on 6/16/2025 11:46:56 PM.
This article is licensed under a Creative Commons Attribution-NonCommercial 3.0 Unported Licence.

(*d*) Y. Zhu and K. Burgess, *Adv. Synth. Catal.*, 2008, **350**, 979; (*e*) Y. Zhu and K. Burgess, *RSC Adv.*, 2012, **2**, 4728.

12 For some reviews, see: (*a*) J. F. Hartwig and M. J. Pouy, in *Iridium Catalysis*, ed. P. G. Andersson, Springer Berlin Heidelberg, Berlin, Heidelberg, 2011, pp. 169–208; (*b*) J. Qu and G. Helmchen, *Acc. Chem. Res.*, 2017, **50**, 2539; (*c*) Q. Cheng, H.-F. Tu, C. Zheng, J.-P. Qu, G. Helmchen and S.-L. You, *Chem. Rev.*, 2019, **119**, 1855.

13 H. Li, D. Fiorito and C. Mazet, *ACS Catal.*, 2017, **7**, 1554.

14 (*a*) E. Erbing, A. Vázquez-Romero, A. Bermejo Gómez, A. E. Platero-Prats, F. Carson, X. Zou, P. Tolstoy and B. Martín-Matute, *Chem.–Eur. J.*, 2016, **22**, 15659; (*b*) H. Li and C. Mazet, *Acc. Chem. Res.*, 2016, **49**, 1232; (*c*) J.-Q. Li, B. Peters and P. G. Andersson, *Chem.–Eur. J.*, 2011, **17**, 11143.

15 (*a*) J. Liu, S. Krajangsri, T. Singh, G. De Seriis, N. Chumnanvej, H. Wu and P. G. Andersson, *J. Am. Chem. Soc.*, 2017, **139**, 14470; (*b*) C. Margarita, W. Rabten and P. G. Andersson, *Chem.–Eur. J.*, 2018, **24**, 8022.

16 (*a*) S. Duce, M. Jorge, I. Alonso, J. L. G. Ruano and M. B. Cid, *Eur. J. Org. Chem.*, 2013, 7067; (*b*) L. Pisani, S. Superchi, A. D'Elia, P. Scafato and C. Rosini, *Tetrahedron*, 2012, **68**, 5779.

17 S. Krajangsri, H. Wu, J. Liu, W. Rabten, T. Singh and P. G. Andersson, *Chem. Sci.*, 2019, **10**, 3649.

18 S.-L. Shi, Z. L. Wong and S. L. Buchwald, *Nature*, 2016, **532**, 353.

19 (*a*) S. Aoyagi, S. Hirashima, K. Saito and C. Kibayashi, *J. Org. Chem.*, 2002, **67**, 5517; (*b*) N.-H. Lin, L. E. Overman, M. H. Rabinowitz, L. A. Robinson, M. J. Sharp and J. Zablocki, *J. Am. Chem. Soc.*, 1996, **118**, 9062.

20 T. Henkel and A. Zeeck, *Liebigs Ann. Chem.*, 1991, **1991**, 367.

21 Two racemic and two enantioselective reported routes for synthesis of inthomycin A, three reported enantioselective routes for synthesis of inthomycin B, for details see: (*a*) N. Hénaff and A. Whiting, *Org. Lett.*, 1999, **1**, 1137; (*b*) M. Yoshino, K. Eto, K. Takahashi, J. Ishihara and S. Hatakeyama, *Org. Biomol. Chem.*, 2012, **10**, 8164; (*c*) M. R. Webb, C. Donald and R. J. K. Taylor, *Tetrahedron Lett.*, 2006, **47**, 549; (*d*) M. R. Webb, M. S. Addie, C. M. Crawforth, J. W. Dale, X. Franci, M. Pizzonero, C. Donald and R. J. K. Taylor, *Tetrahedron*, 2008, **64**, 4778; (*e*) M. Kumar, L. Bromhead, Z. Anderson, A. Overy and J. W. Burton, *Chem.–Eur. J.*, 2018, **24**, 16753; (*f*) B. K. Senapati, L. Gao, S. I. Lee, G.-S. Hwang and D. H. Ryu, *Org. Lett.*, 2010, **12**, 5088; (*g*) S. Balcells, M. B. Haughey, J. C. L. Walker, L. Josa-Culleré, C. Towers and T. J. Donohoe, *Org. Lett.*, 2018, **20**, 3583; (*h*) K. J. Hale, M. Grabski, S. Manaviazar and M. Maczka, *Org. Lett.*, 2014, **16**, 1164.

22 (*a*) Y. Tanaka, I. Kanaya, Y. Takahashi, M. Shinose, H. Tanaka and S. Omura, *J. Antibiot.*, 1993, **46**, 1208; (*b*) S. Omura, *Gene*, 1992, **115**, 141; (*c*) M. Kawada, H. Inoue, I. Usami and D. Ikeda, *Cancer Sci.*, 2009, **100**, 150; (*d*) M. Kawada, Y. Yoshimoto, K. Minamiguchi, H. Kumagai, T. Someno, T. Masuda, M. Ishizuka and D. Ikeda, *Anticancer Res.*, 2004, **24**, 1561.

23 A. W. Gibson, G. R. Humphrey, D. J. Kennedy and S. H. B. Wright, *Synthesis*, 1991, **1991**, 414.

24 G. Wang, S. Mohan and E.-i. Negishi, *Proc. Natl. Acad. Sci. U. S. A.*, 2011, **108**, 11344.

25 T. L. Church, T. Rasmussen and P. G. Andersson, *Organometallics*, 2010, **29**, 6769.