

Cite this: *Chem. Sci.*, 2021, 12, 2870

All publication charges for this article have been paid for by the Royal Society of Chemistry

Ruthenium catalyzed β -selective alkylation of vinylpyridines with aldehydes/ketones *via* N_2H_4 mediated deoxygenative couplings†Leiyang Lv *^a and Chao-Jun Li *^b

Umpolung (polarity reversal) tactics of aldehydes/ketones have greatly broadened carbonyl chemistry by enabling transformations with electrophilic reagents and deoxygenative functionalizations. Herein, we report the first ruthenium-catalyzed β -selective alkylation of vinylpyridines with both naturally abundant aromatic and aliphatic aldehyde/ketones *via* N_2H_4 mediated deoxygenative couplings. Compared with one-electron umpolung of carbonyls to alcohols, this two-electron umpolung strategy realized reductive deoxygenation targets, which were not only applicable to the regioselective alkylation of a broad range of 2/4-alkene substituted pyridines, but also amenable to challenging 3-vinyl and steric-embedded internal pyridines as well as their analogous heterocyclic structures.

Received 1st December 2020
Accepted 30th December 2020

DOI: 10.1039/d0sc06586b

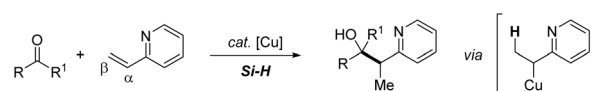
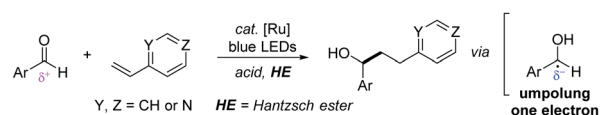
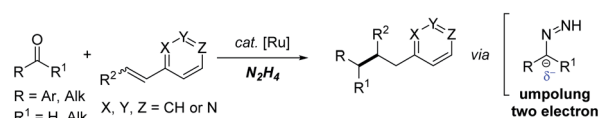
rsc.li/chemical-science

Introduction

The pyridine ring is one of the most significant structural subunits that are ubiquitous in a variety of natural products, bioactive compounds, pharmaceuticals and ligands in catalysis.¹ The post-elaboration of this privileged scaffold continues to play a vital role to rapidly assemble related functionalized N-containing heterocycles and new molecular architectures.² To this end, vinyl pyridines have been well adopted as versatile synthons³ in terms of their electrophilic nature, especially in analogous Michael-type additions with external nucleophiles, such as Grignard reagents⁴ or boronic acids.⁵ In contrast, the reductive couplings⁶ of vinyl pyridines with another electrophile have been less explored and remained a challenging study.⁷ The scarcity of this approach is attributed to three aspects: (1) substantially attenuated activation from the N-heteroaryl group compared with carbonyl or nitrile in Michael acceptors; (2) catalyst poisoning due to the strong coordination of basic nitrogen with a transition-metal catalyst; and (3) the competitive direct reduction of an alkene moiety to ethyl pyridine under reductive conditions. To fill this gap, Krische and co-workers in 2008, made a pioneering contribution in this field, which disclosed the first Rh-catalyzed α -selective reductive C–C coupling of vinyl pyridines with imines under a H_2 atmosphere.⁸

As is well-known, carbonyl compounds are versatile, readily-available and naturally abundant feedstocks in synthetic

chemistry. In 2012, Lam *et al.*⁹ realized an elegant copper-catalyzed α -selective reductive coupling of vinyl pyridines with ketones. The presence of copper-hydride species upon which α -organocopper species was exclusively generated, was responsible for the α -selectivity of the C–C coupling products (Scheme 1a). Later, Ngai,¹⁰ and Wang *et al.*¹¹ independently reported the β -selective reductive coupling of vinyl pyridines with aldehydes *via* tactfully synergistic Lewis or Brønsted acid/photoredox catalysis (Scheme 1b). The nucleophilic ketyl radical, generated by one electron reduction of electrophilic carbonyl with Hantzsch ester (one electron umpolung), was crucial to warrant C–C bond formation at the β -position of the alkene moiety in a radical process.¹² Notably, these seminal reports offered a useful tool to deliver partially reductive (*i.e.* carbonyl reduced

(a) α -Selective reductive 2-vinylpyridine-ketone couplings (Lam *et al.*)(b) β -Selective reductive 2/4-vinylpyridine-aldehyde couplings (Ngai, Wang *et al.*)(c) β -Selective deoxygenative 2/3/4-vinylpyridine-aldehyde/ketone couplings (This work)

Scheme 1 Strategies of reductive couplings of carbonyls with vinylpyridines.

^aDepartment of Chemistry, Renmin University of China, Beijing 100872, China. E-mail: lvleiyang2008@ruc.edu.cn^bDepartment of Chemistry, FRQNT Center for Green Chemistry and Catalysis, McGill University, 801 Sherbrooke Street West, Montreal, Quebec, H3A 0B8, Canada. E-mail: cj.li@mcgill.ca

† Electronic supplementary information (ESI) available. See DOI: 10.1039/d0sc06586b



to hydroxyl) products. However, a selective method for the completely reductive couplings (*i.e.* carbonyl reduced to methylene) of vinyl pyridines with carbonyls is yet to be explored. In addition, only pyridines assembled with 2- and/or 4-alkene substitution (positive charge delocalization at the vinyl group owing to the electron-withdrawing properties of the pyridine ring) were viable substrates. However analogous 3-vinyl pyridine that lacks the conjugate activation effect, even with an acid co-catalyst to lower the olefinic β -carbon LUMO energy, was totally unreactive in the related reactions.¹³ Moreover, compared with aromatic aldehydes/ketones, the one electron umpolung of aliphatic ones is less accessible due to its higher reduction potential (typically lower than -2 V *versus* SCE)¹⁴ or lacking stabilization from vicinal aromatic rings. Last but not least, examples of reductive coupling of carbonyls with bulky internal vinyl pyridines were rarely reported because of intrinsic steric hindrance. Therefore, the development of a general deoxygenative reductive transformation,¹⁵ especially involving challenging 3-vinyl pyridines, and internal pyridines as well as aliphatic aldehydes and ketones to overcome these limitations, would provide novel and complimentary access to synthetically useful products.

Inspired by the one electron carbonyl umpolung strategy,¹⁶ we wondered whether two electron carbonyl umpolung tactics could be used as a solution to realize reductive couplings with vinyl pyridines that were previously unattainable. Based on our previous work regarding N_2H_4 as the reductant in aryl-aryl/alkyl cross-couplings¹⁷ and pinacol couplings,¹⁸ as well as N_2H_4 mediated carbonyl umpolung,¹⁹ herein, we wish to report a ruthenium-catalyzed β -selective reductive coupling of vinyl pyridines with aldehydes/ketones using N_2H_4 as the reducing agent (Scheme 1c). This deoxygenative alkylation methodology exempts the pre-activation of weakly electrophilic vinylpyridines with a Brønsted/Lewis acid, wherein not only 2- or 4 vinyl pyridines but also previously inert 3-vinyl substituted and internal ones as well as other N-containing hetero-aromatic variants were all proved to be eligible electrophiles to couple with umpolung carbonyl compounds including both aromatic and aliphatic aldehydes/ketones.

Results and discussion

To test the feasibility of our hypothesis, we initially chose benzaldehyde (**1a**) and *para*-vinyl pyridine (**3a**) as the model substrates in combination with N_2H_4 as the reductant (Table 1). After preliminary investigations, we were glad to find that the desired deoxygenative linear product **4aa** was attained in 97% yield in the presence of $[Ru(p\text{-cymene})Cl_2]_2$ (2.5 mol%), dmpe [1,2-bis(dimethylphosphino)ethane] (5.0 mol%) and 0.5 equivalent of LiO^tBu in THF at 80 °C for 12 h (entry 1). Based upon this encouraging result, we then evaluated the parameters that may affect the reaction efficiency. Only trace product **4aa** was detected in the absence of the ruthenium catalyst or base (entries 2–3). We observed that the reaction proceeded equally well when $[Ru(p\text{-cymene})Cl_2]_2$ was substituted with $[Ru(C_6Me_6)Cl_2]_2$ or $Ru(PPh_3)_3Cl_2$ (entries 4 and 5) and a slightly decreased efficiency was observed with $[RuCl(p\text{-cymene})(dppe)]Cl$ ²⁰ (entry

Table 1 Optimization of reaction conditions^a

Entry	Variation from "standard conditions"	4aa ^b (%)
1	No change	97 (95)
2	No $[Ru(p\text{-cymene})Cl_2]_2$	Trace
3	No base	Trace
4	$Ru(PPh_3)_3Cl_2$ used instead	96
5	$Ru(PPh_3)_3Cl_2$ used instead	96
6	$[RuCl(p\text{-cymene})(dppe)]Cl$ used instead	71
7	$Cp^*Ru(cod)Cl$ used instead	24
8	$Ru(Cp)(PPh_3)_2Cl$ used instead	14
9	$Ni(cod)_2$ used instead	N.D.
10	$[Pd(allyl)Cl]_2$ used instead	N.D.
11	Dppe instead of dmpe	96
12	Dppb instead of dmpe	84
13	Dppf instead of dmpe	66
14	KOH instead of tBuOLi	92
15	K_3PO_4 instead of tBuOLi	66
16	K_2CO_3 instead of tBuOLi	12
17	DBU instead of tBuOLi	10

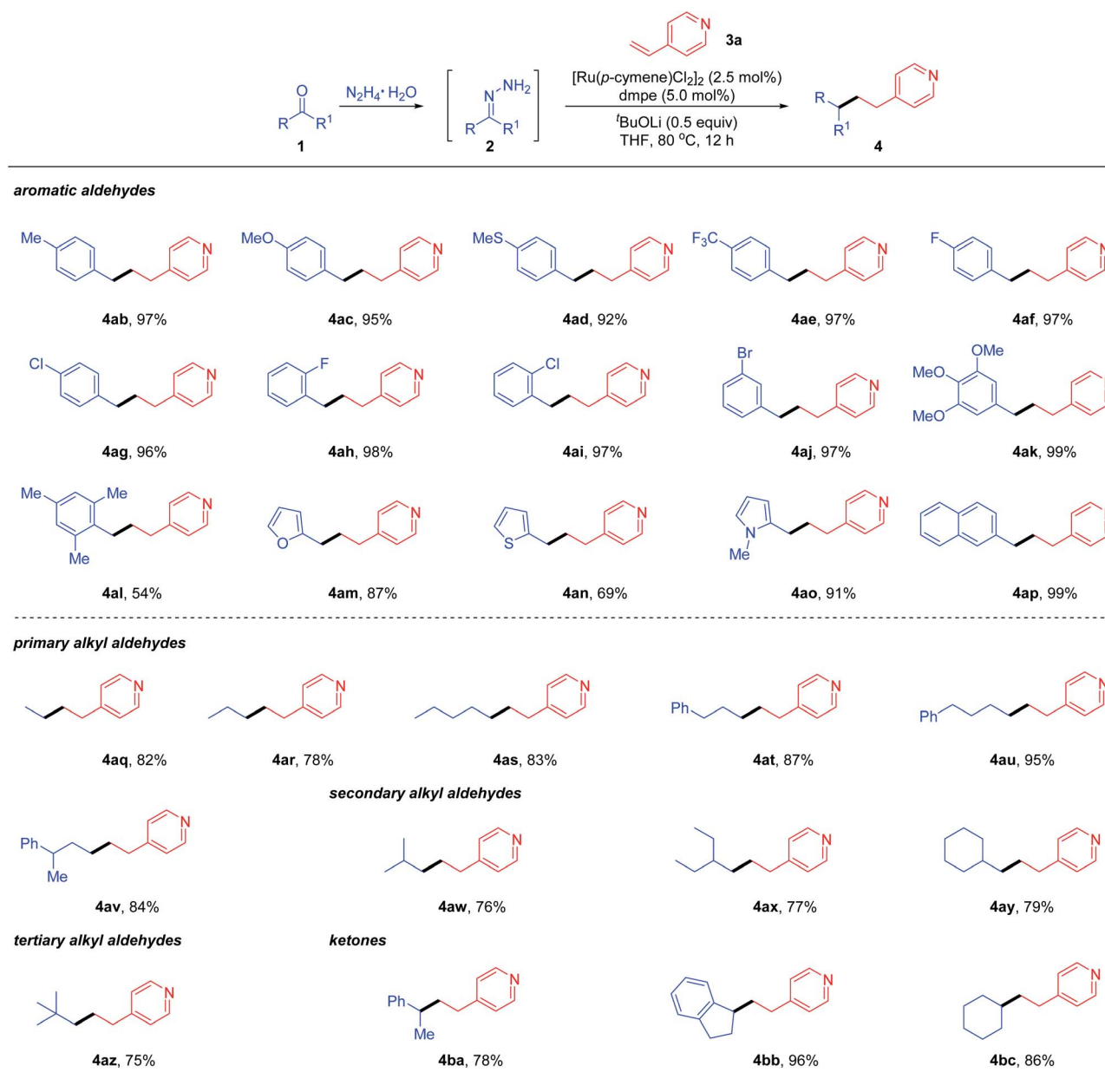
^a Reaction conditions: benzaldehyde **1a** (0.4 mmol), hydrazine (0.48 mmol), *para*-vinyl pyridine **3a** (0.2 mmol), $[Ru(p\text{-cymene})Cl_2]_2$ (2.5 mol%), ligand (5 mol%) and base (0.1 mmol) in THF (0.5 mL) at 80 °C for 12 h under N_2 unless otherwise noted. Note that phenyl hydrazone **2a** was generated *in situ* from benzaldehyde and hydrazine without isolation. ^b The yield of **4aa** was determined by ¹H NMR using mesitylene as an internal standard and based on **3a** (isolated yield of **4aa** in parentheses). N.D. = not detected.

6), but the yield of **4aa** was reduced dramatically with $Cp^*Ru(cod)Cl$ or $Ru(Cp)(PPh_3)_2Cl$ (entries 7 and 8). The catalysts frequently applied in coupling reactions, such as $Ni(cod)_2$ and $[Pd(allyl)Cl]_2$, displayed no catalytic activity in this transformation, probably due to the coordinative complexation of the basic nitrogen of the pyridine (entries 9 and 10). The examination of the ligand revealed that bidentate phosphine dppe [1,2-bis(diphenylphosphino)ethane] gave a comparable result (entry 11), while further increasing the bite angle of the phosphine ligand resulted in diminished efficiency (entries 12 and 13). A base was presumably used to deprotonate the *in situ* formed hydrazone and its effect was also assessed. KOH showed good reactivity to generate **4aa** in 92% yield (entry 14). Relatively weak K_3PO_4 gave **4aa** in moderate yield (entry 15), while K_2CO_3 or organic base DBU [1,8-diazabicyclo(5.4.0)undec-7-ene] led to poor results (entries 16–17).

With the optimal reaction conditions obtained, we examined the scope of the reductive couplings with respect to carbonyls. As depicted in Table 2, the reaction provided the deoxygenated products with complete β -selectivity in good to excellent yields.

For example, aromatic aldehydes bearing either electron-donating or electron-withdrawing substituents at the *para*-position of aryl rings, smoothly afforded the desired products **4ab–4ae** in 92–97% yields. The halogen substituents such as F,



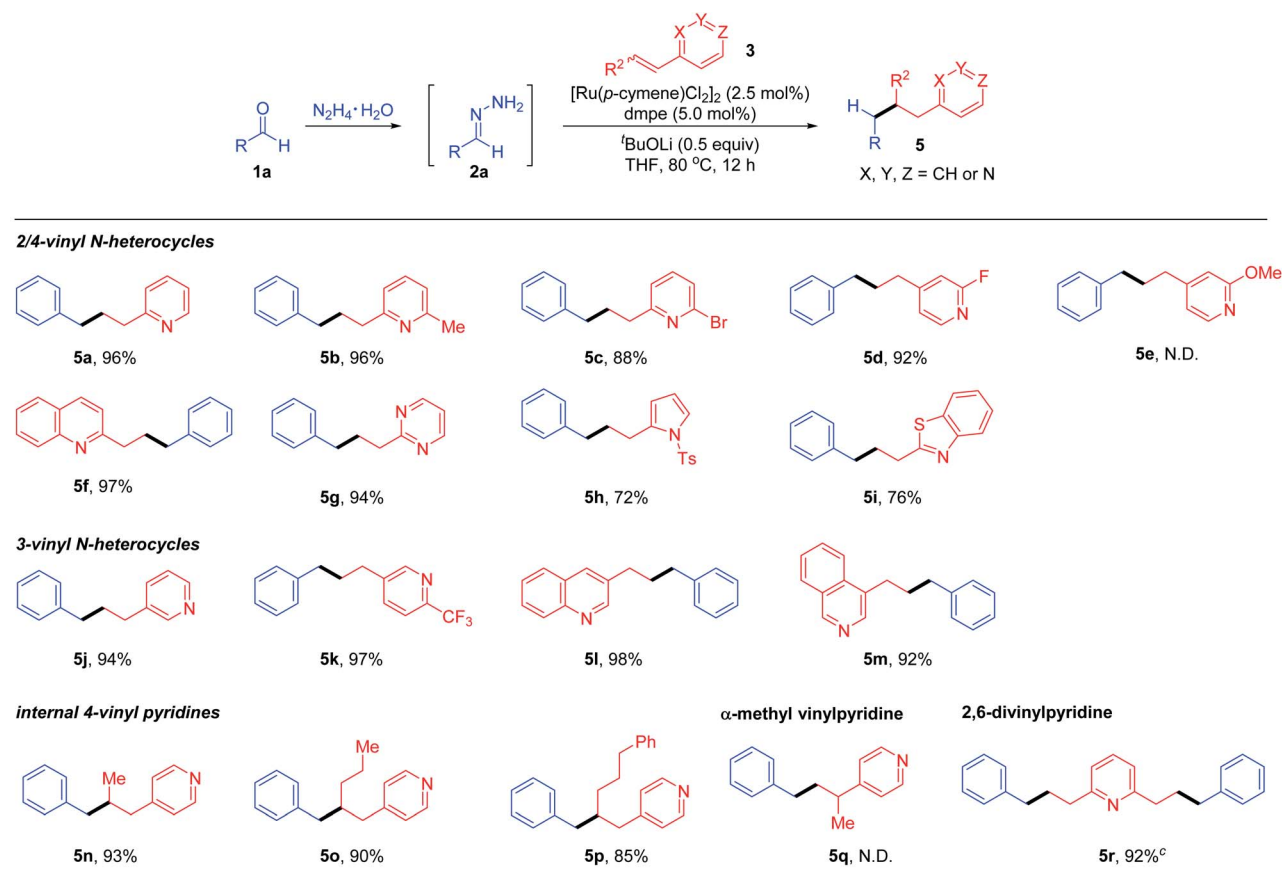
Table 2 Evaluation of aldehydes/ketones^{a,b}

^a Reaction conditions: aldehyde/ketone **1** (0.4 mmol), hydrazine (0.48 mmol), vinyl heteroarene **3a** (0.2 mmol), [Ru(*p*-cymene)Cl₂]₂ (2.5 mol%), ligand (5 mol%) and base (0.1 mmol) in THF (0.5 mL) at 80 °C for 12 h under N₂. Note that hydrazone **2** was generated *in situ* from an aldehyde/ketone with hydrazine without isolation; however, the one-pot reaction gave no product. ^b Yields of isolated products based on **3a**.

Cl and Br, regardless of the substitution patterns, were well tolerated (**4af–4aj**) without detection of dehalogenative by-products. Electron-rich 3,4,5-trimethoxybenzaldehyde could be readily coupled with 4-vinylpyridines **4ak**. The reaction yield was decreased to 54% when sterically hindered mesitaldehyde was tested under the optimal conditions. When hetero-aromatic aldehydes such as furan, thiophene and *N*-methylpyrrole aldehydes were subjected to the standard conditions, the desired reductive coupling products **4am–4ao** were obtained in 69–91%

yields. **4ap** was also generated efficiently when the aldehyde with extended conjugation (*e.g.*, 1-naphthaldehyde) was tested. As documented in the literature, engagement of ketyl radicals from alkyl aldehydes in reductive couplings *via* one electron umpolung is largely inhibited unless under harsh conditions, due to its highly negative reduction potential or transient stability. To overcome this limitation as well as to expand the reaction scope, we next evaluated the feasibility of aliphatic aldehydes in the reductive coupling with the two electron



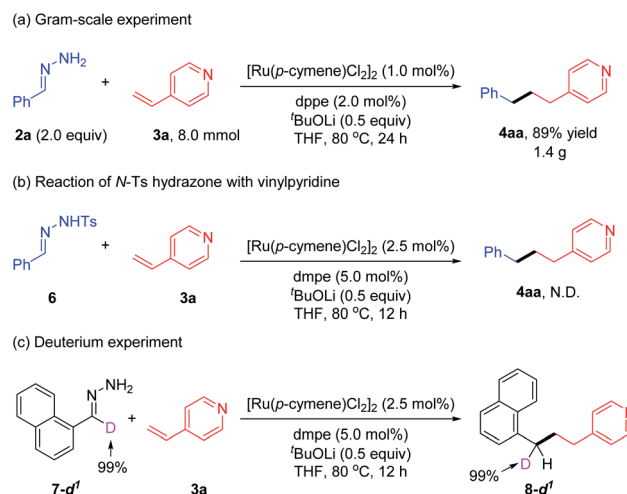
Table 3 Evaluation of vinyl heteroarenes^{a,b}

^a Reaction conditions: benzaldehyde (**1a**, 0.4 mmol), hydrazine (0.48 mmol), vinyl heteroarene **3** (0.2 mmol), $[\text{Ru}(p\text{-cymene})\text{Cl}_2]_2$ (2.5 mol%), ligand (5 mol%) and base (0.1 mmol) in THF (0.5 mL) at 80 °C for 12 h under N_2 . ^b Yields of isolated products based on **3**. ^c 0.1 mmol of 2,6-divinylpyridine was used.

umpolung strategy. Gratifyingly, an array of aliphatic aldehydes including primary (**1q–1v**), secondary (**1w–1y**) and even bulky tertiary (**1z**) ones all reacted efficiently and furnished the alkylated pyridine derivatives **4aq–4az** in good to excellent yields. Encouraged by these promising results, we attempted to apply more challenging ketones as potential partners in deoxygenative couplings. To our delight, under the standard reaction conditions, acetophenone, 1-indanone and simple cyclohexanone could react smoothly with vinylpyridine, delivering the corresponding products **4ba–4bc** in 78–96% yields under the optimal conditions. These results clearly demonstrated the powerful generality and enhanced flexibility of our designed two-electron carbonyl umpolung strategy.

Next, we directed our attention to explore the scope of vinylpyridine coupling partners (Table 3). 2-Vinyl pyridine (**3b**), 2-methyl-6-vinylpyridine (**3c**), 2-bromo-6-vinylpyridine (**3d**) and 2-fluoro-4-vinylpyridine (**3e**) were converted into the corresponding products **5a–5d** in good to excellent yields with complete β -regio-selectivity. Nevertheless, electron-rich 2-methoxy-4-(3-phenylpropyl)pyridine failed to undergo this transformation. Based upon the generality of this deoxygenative

alkylation reaction, alkenes bearing other N-heterocyclic aromatic rings such as quinolone, pyrimidine, *N*-tosyl-pyrrole and benzothiazole were examined accordingly, all affording



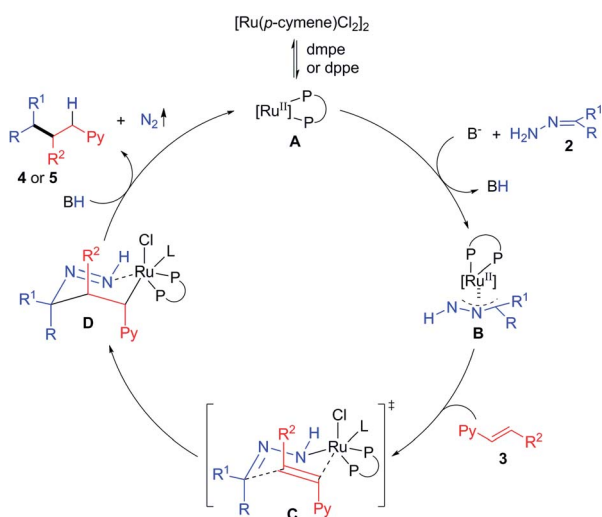
Scheme 2 Gram-scale and control experiments.



the desired products **5f–5i** in synthetically useful yields. Notably, the deoxygenative coupling method was not limited to activated 2/4-vinyl N-hetero-aromatics; 3-vinylpyridine (**3j**), 2-(trifluoromethyl)-5-vinylpyridine (**3k**), and 3-vinylquinoline (**3l**) as well as 4-vinylisoquinoline (**3m**), which were challenging in previous Michael additions or coupling reactions due to the lack of conjugation or metal–nitrogen atom coordination activation, were also effective substrates to undergo the deoxygenative coupling reactions. Notably, previous synthesis of these kinds of products mainly relied on transition-metal catalysed cross-coupling reactions involving 3-halopyridines with organometallic reagents.²¹ Moreover, our preliminary study showed that internal vinylpyridines, such as 4-(prop-1-en-1-yl)pyridine (**3n**), 4-(hex-1-en-1-yl)pyridine (**3o**) and 4-(5-phenylpent-1-en-1-yl)pyridine (**3p**), regardless of *cis–trans*-isomers, all reacted efficiently and selectively to deliver the β -coupling products **5n–5p**. The vinylpyridine with an alkene moiety bearing an α -substituent was totally unreactive (**5q**). Gratifyingly, the attempt to apply 2,6-divinylpyridine as a reaction partner also proved viable, affording the corresponding bis-alkylation product **5r** in 92% yield.

To explore the practicality of this protocol, a gram-scale deoxygenative alkylation of vinylpyridine was performed with a reduced ruthenium catalyst loading (1.0 mol%) and air-stable dppe ligand, and the desired product **4aa** was obtained in 89% yield (1.40 g) (Scheme 2a). When N-Ts hydrazone **6** was utilized instead of simple hydrazone **2a** to react with vinylpyridine **3a**, the corresponding product **4aa** was not detected. This result excluded the possibility that hydrazone **2a** acted as the benzyl carbene precursor in this deoxygenative coupling reaction (Scheme 2b).²² When deuterated hydrazone **7-d¹** was tested with **3a** under the standard conditions, no H/D loss or scrambling among the benzylic moiety and other positions was observed (Scheme 2c). This outcome revealed the absence of C–H bond activation of hydrazone or [Ru]–H species generation during the reaction process.²³

Based on these results and our previous studies,^{19,23} a possible reaction mechanism was proposed (Scheme 3).



Scheme 3 Proposed reaction mechanism.

Firstly, the catalytically active species **A** is generated from pre-catalyst $[\text{Ru}(p\text{-cymene})\text{Cl}_2]_2$ upon ligand dissociation/association with dmpe or dppe. Secondly, hydrazone **2** and vinylpyridine **3** coordinate to the ruthenium center and form a chair-like transition state **C**, which undergoes intramolecular rearrangement to form a new carbon–carbon bond and the six-membered ring intermediate **D** simultaneously. Lastly, decomposition of this species *via* N_2 extrusion and protodemetalation releases the final product **4** or **5**, and completes the catalytic cycle. An alternative mechanism involving the ruthenium mediated oxidative cyclization of the C=C bond of vinyl pyridine and the C=N bond of hydrazone, followed by β -H elimination and reductive elimination cannot be ruled out.⁸

Conclusions

We have demonstrated an unprecedented ruthenium-catalyzed β -selective alkylation of vinylpyridines with both aromatic and aliphatic aldehydes/ketones *via* deoxygenative coupling. A broad range of valuable alkyl pyridine and related N-hetero-aromatic structures were obtained in a highly efficient and selective manner. This N_2H_4 mediated two-electron carbonyl umpolung process not only solved the challenges of the inavailability of naturally abundant ketones and aliphatic aldehydes as substrates in C–C bond formations *via* the one-electron umpolung pathway, but also realized selective reductive alkylation of 2/4-alkene substituted pyridines, especially previously challenging 3-vinyl and steric-embedded internal pyridines as well as their analogous heteroarenes.

Conflicts of interest

There are no conflicts to declare.

Acknowledgements

We are grateful to the Canada Research Chair Foundation (to C.-J. L.), the Canadian Foundation for Innovation, the FRQNT Centre in Green Chemistry and Catalysis, the Natural Science and Engineering Research Council of Canada and the Killam Research Fellow of the Canadian Council of Arts. The research was also supported by the Fundamental Research Funds (to L. L.) for the Central Universities, and the Research Funds of Renmin University of China.

References

- (a) K. C. Majumdar and S. K. Chattopadhyay, *Heterocycles in Natural Product Synthesis*, Wiley-VCH Verlag, Weinheim, 2011; (b) A.-Y. Guan, C.-L. Liu, X.-F. Sun, Y. Xie and M.-A. Wang, *Bioorg. Med. Chem.*, 2016, **24**, 342–353.
- (a) A. E. Goetz and N. K. Garg, *Nat. Chem.*, 2013, **5**, 54–60; (b) S. L. Rossler, B. J. Jeliet, E. Magnier, G. Dagousset, E. M. Carreira and A. Togni, *Angew. Chem., Int. Ed.*, 2020, **59**, 9264–9280.
- D. A. Klumpp, *Synlett*, 2012, **23**, 1590–1604.



- 4 (a) R. P. Jumde, F. Lanza, M. J. Veenstra and S. R. Harutyunyan, *Science*, 2016, **352**, 433–437; (b) R. P. Jumde, F. Lanza, T. Pellegrini and S. R. Harutyunyan, *Nat. Commun.*, 2017, **8**, 2058. For a review, see: (c) Y. Guo and S. R. Harutyunyan, *Beilstein J. Org. Chem.*, 2020, **16**, 1006–1021.
- 5 (a) M. Lautens, A. Roy, K. Fukuoka, K. Fagnou and B. Martín-Matute, *J. Am. Chem. Soc.*, 2001, **123**, 5358–5359; (b) J. J. Smith, D. Best and H. W. Lam, *Chem. Commun.*, 2016, **52**, 3770–3772; (c) A. Saxena and H. W. Lam, *Chem. Sci.*, 2011, **2**, 2326–2331.
- 6 L. K. G. Ackerman, M. M. Lovell and D. J. Weix, *Nature*, 2015, **524**, 454–457.
- 7 K. D. Nguyen, B. Y. Park, T. Luong, H. Sato, V. J. Garza and M. J. Krische, *Science*, 2016, **354**, aah5133.
- 8 V. Komanduri, C. D. Grant and M. J. Krische, *J. Am. Chem. Soc.*, 2008, **130**, 12592–12593.
- 9 A. Saxena, B. Choi and H. W. Lam, *J. Am. Chem. Soc.*, 2012, **134**, 8428–8431.
- 10 K. N. Lee, Z. Lei and M.-Y. Ngai, *J. Am. Chem. Soc.*, 2017, **139**, 5003–5006.
- 11 K. Cao, S. M. Tan, R. Lee, S. Yang, H. Jia, X. Zhao, B. Qiao and Z. Jiang, *J. Am. Chem. Soc.*, 2019, **141**, 5437–5443.
- 12 K. N. Lee and M.-Y. Ngai, *Chem. Commun.*, 2017, **53**, 13093–13112.
- 13 (a) H. B. Hepburn and P. Melchiorre, *Chem. Commun.*, 2016, **52**, 3520–3523; (b) X.-Y. Liu, Y.-X. Tan, X. Wang, H. Xu, Y.-H. Wang, P. Tian and G.-Q. Lin, *Org. Lett.*, 2020, **22**, 4038–4042; (c) P. Zhang, D. Huang and T. R. Newhouse, *J. Am. Chem. Soc.*, 2020, **142**, 1757–1762.
- 14 H. G. Roth, N. A. Romero and D. A. Nicewicz, *Synlett*, 2016, **27**, 714–723.
- 15 (a) D. P. Todd, B. B. Thompson, A. J. Nett and J. Montgomery, *J. Am. Chem. Soc.*, 2015, **137**, 12788–12791; (b) E. E. Stache, A. B. Ertel, T. Rovis and A. G. Doyle, *ACS Catal.*, 2018, **8**, 11134–11139; (c) R.-D. He, C.-L. Li, Q.-Q. Pan, P. Guo, X.-Y. Liu and X.-Z. Shu, *J. Am. Chem. Soc.*, 2019, **141**, 12481–12486; (d) Y. Ye, H. Chen, J. L. Sessler and H. Gong, *J. Am. Chem. Soc.*, 2019, **141**, 820–824; (e) R. Ruzi, K. Liu, C. Zhu and J. Xie, *Nat. Commun.*, 2020, **11**, 3312; (f) J. Tang, L. L. Liu, S. Yang, X. Cong, M. Luo and X. Zeng, *J. Am. Chem. Soc.*, 2020, **142**, 7715–7720; (g) K. Kang, L. Huang and D. J. Weix, *J. Am. Chem. Soc.*, 2020, **142**, 10634–10640.
- 16 (a) L. Wang, J. M. Lear, S. M. Rafferty, S. C. Fosu and D. A. Nagib, *Science*, 2018, **362**, 225–229. For reviews, see: (b) G. A. Molander and C. R. Harris, *Chem. Rev.*, 1996, **96**, 307–338; (c) Q. Xia, J. Dong, H. Song and Q. Wang, *Chem.–Eur. J.*, 2019, **25**, 2949–2961.
- 17 L. Lv, Z. Qiu, J. Li, M. Liu and C.-J. Li, *Nat. Commun.*, 2018, **9**, 4739.
- 18 Z. Qiu, H. D. M. Pham, J. Li, C.-C. Li, D. J. Castillo-Pazos, R. Z. Khaliullin and C.-J. Li, *Chem. Sci.*, 2019, **10**, 10937–10943.
- 19 (a) H. Wang, X.-J. Dai and C.-J. Li, *Nat. Chem.*, 2017, **9**, 374–378; (b) L. Lv, D. Zhu and C.-J. Li, *Nat. Commun.*, 2019, **10**, 715. For an account, see: (c) C.-J. Li, J. Huang, X.-J. Dai, H. Wang, N. Chen, W. Wei, H. Zeng, J. Tang, C.-C. Li, D. Zhu and L. Lv, *Synlett*, 2019, **30**, 1508–1524.
- 20 (a) C. Dagueuet and P. J. Dyson, *Catal. Commun.*, 2003, **4**, 153–157; (b) C. Dagueuet, R. Scopelliti and P. J. Dyson, *Organometallics*, 2004, **23**, 4849–4857.
- 21 N. Miyaura, *Metal Catalyzed Cross-Coupling Reactions*, ed. A. De Meijere and F. Diederich, Wiley-VCH, Weinheim, 2004, ch. 2, vol. 1.
- 22 Y. Xia and J. Wang, *Chem. Soc. Rev.*, 2017, **46**, 2306–2362.
- 23 (a) L. Lv, L. Yu, Z. Qiu and C.-J. Li, *Angew. Chem., Int. Ed.*, 2020, **59**, 6466–6472; (b) L. Yu, L. Lv, Z. Qiu, Z. Chen, Z. Tan, Y.-F. Liang and C.-J. Li, *Angew. Chem., Int. Ed.*, 2020, **59**, 14009–14013.

