

## EDGE ARTICLE

View Article Online  
View Journal | View IssueCite this: *Chem. Sci.*, 2021, 12, 6362

All publication charges for this article have been paid for by the Royal Society of Chemistry

## Rhodium-catalyzed cascade reactions of triazoles with organoselenium compounds – a combined experimental and mechanistic study†

Fang Li, Chao Pei and Rene M. Koenigs\*

Herein, we report on our studies on the reaction of organoselenium compounds with triazoles under thermal conditions using simple Rh(II) catalysts. These reactions do not provide the product of classic rearrangement reactions. Instead two different cascade reactions were uncovered. While allyl selenides react in a cascade of sigmatropic rearrangement and selenium-mediated radical cyclization reaction to give dihydropyrroles, cinnamyl selenides undergo a double rearrangement reaction cascade involving a final aza-Cope reaction to give the product of 1,3-difunctionalization. Theoretical and experimental studies were conducted to provide an understanding of the reaction mechanism of these cascade reactions. The former provide an important insight into fundamental question on the nature of the ylide intermediate in rearrangement reactions and reveal that organoselenium compounds take up multiple roles in rearrangement reactions and mediate a free ylide reaction mechanism.

Received 26th January 2021  
Accepted 23rd March 2021

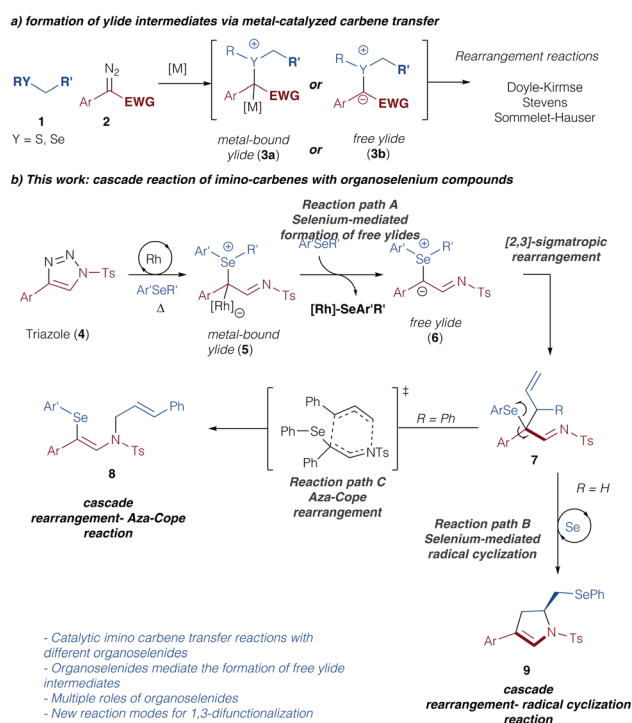
DOI: 10.1039/d1sc00495f

rsc.li/chemical-science

## Introduction

Sigmatropic rearrangement reactions constitute an important transformation for the construction of new C–C or C–heteroatom bonds *via* ylide intermediates.<sup>1,2</sup> In this context, the formation of the pivotal ylide intermediate *via* the reaction of an electrophilic metal carbene complex with nucleophilic species, such as sulfides, ethers, amines, and others, has witnessed significant interest.<sup>2</sup> Recently, important developments in the direction of asymmetric, metal-catalyzed [2,3]-sigmatropic rearrangements have been achieved using rhodium,<sup>3a</sup> copper,<sup>3b</sup> nickel,<sup>3c</sup> or enzyme catalysts.<sup>3d</sup> Similarly, latest developments in photochemical carbene transfer reactions have further stimulated this research area and emphasize the viability of sigmatropic rearrangement reactions from ylide intermediates under metal-free conditions.<sup>4</sup> Despite these advances the reaction mechanism of such sigmatropic rearrangement reactions remains unclear and it is an ongoing riddle, if these reactions proceed *via* an ylide intermediate with the catalyst still bound, or if the catalyst dissociates to form a free ylide intermediate (Scheme 1a).<sup>5,6</sup> Only recently, the Tantillo group reported on computational investigations on the reaction mechanism of [2,3]-sigmatropic rearrangement reactions of chalcogenonium ylides, and concluded that the crucial intermediate in the rearrangement step was strongly dependent on the nature of the chalcogenonium ylide.<sup>7</sup>

Triazoles represent a safe, non-diazo containing precursor to access the carbene reactivity following Dimroth rearrangement under thermal conditions as pioneered by Fokin and Murakami.<sup>8–10</sup> Owing to our interest in rearrangement reactions of



Scheme 1 Ylide intermediates in sigmatropic rearrangement reactions.

RWTH Aachen University, Institute of Organic Chemistry, Landoltweg 1, D-52074 Aachen, Germany. E-mail: rene.koenigs@rwth-aachen.de

† Electronic supplementary information (ESI) available. See DOI: 10.1039/d1sc00495f

group VI elements and the nature of the respective ylide intermediates,<sup>5,6,11</sup> we became intrigued in studying the reaction of triazoles with organoselenium compounds.<sup>11–13</sup> Specifically, we assumed that the thermally forcing conditions that are required for the metal-catalyzed carbene transfer reactions from triazole precursors should influence the formation of metal-bound or free ylide intermediates. Moreover, the increased nucleophilicity and basicity of selenium *vs.* sulfur might lead to unexpected interactions of the selenium compounds with the catalyst and consequently impact the formation of a free ylide intermediate (7, Scheme 1b, path A).<sup>11</sup> Last, the thermal reaction conditions should be ideally suited to access the unique reactivity of organoselenium compounds that can behave as versatile Lewis acidic catalysts or radical initiators.<sup>14</sup> In this context, we hypothesized that a cascade reaction sequence of sigmatropic rearrangement reactions followed by selenium-mediated radical cyclization reaction could be achieved to rapidly construct a dihydropyrrole reaction product in a one-step procedure (9, Scheme 1b, path B). Alternatively, a rearrangement – aza-Cope reaction cascade could lead to the product 1,3-difunctionalization (8, Scheme 1b, path C). Accompanied by computational studies on the reaction mechanism, this combined experimental and computational study should therefore provide insight into the most demanding questions on the reaction mechanism of rearrangement reactions and open up new reaction pathways of ylide intermediates *via* cascade reactions.

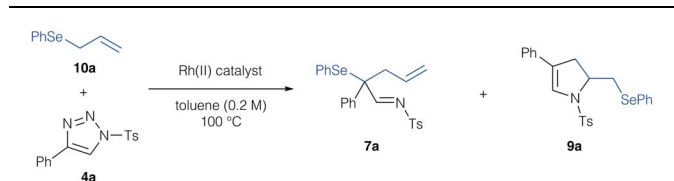
## Results and discussion

In a first step, we investigated the reaction of allylic selenides (10a, 11) and triazole 4a in the presence of Rh<sub>2</sub>(OAc)<sub>4</sub> as catalyst to examine the viability of the [2,3]-sigmatropic rearrangement – cyclization reaction sequence. Indeed, allyl selenide 10a gave a mixture of the product of [2,3]-sigmatropic rearrangement (7a) and the dihydropyrrole 9a in good overall yield (Scheme 2a, 71% combined yield). The formation of the dihydropyrrole reaction product 9a raised our interest in further studying this reaction,

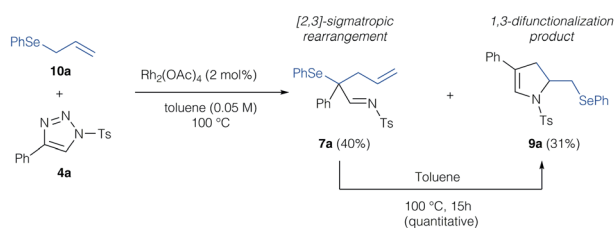
and if the reaction conditions could be further improved to increase the yield of 9a. We initially examined, if 9a might be formed under thermal conditions from the rearrangement product 7a. Control experiments revealed the initial formation of the rearrangement product 7a as the sole product after 1 hour reaction time in 29%. When then treating isolated 7a under thermal conditions (100 °C) a near quantitative yield of 9a was observed, which underlines the relevance of a rearrangement step prior to the formation of the dihydropyrrole. In the case of cinnamyl selenide 11 however, 8a : 8a' was obtained as a 1 : 1 mixture as the sole reaction product, which corresponds to a formal 1,3-difunctionalization reaction of the imino carbene (Scheme 2b). We reason this unusual reactivity by the steric influence of the substituent of the allyl group. While an unsubstituted allyl group preferentially reacts in a [2,3]-sigmatropic rearrangement, steric hindrance in case of a cinnamyl-group results in preferential 1,3-difunctionalization reaction.

We next embarked on the reaction optimization (Table 1) and could identify that the reaction concentration had a significant effect on the product yield. When increasing the reaction concentration to 0.2 M, the dihydropyrrole reaction product was obtained in 86% yield and not even trace amounts of the rearrangement product were observed by NMR analysis of the crude reaction mixture. Further attempts to increase the yield concerned different reaction stoichiometry, solvents, reaction temperature or catalysts (Table 1, entries 4–10 and Table S1 in ESI†),<sup>15</sup> yet no further improvement could be achieved. Importantly, high-boiling aromatic solvents gave high yields, chlorinated solvents resulted in slightly diminished yields. Importantly, Rh<sub>2</sub>(cap)<sub>4</sub> resulted only in the decomposition of

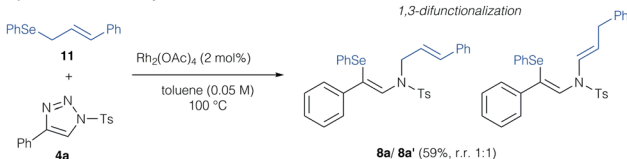
Table 1 Optimization of the reaction conditions



a) reaction with allyl selenides



b) reaction with cinnamyl selenides



Scheme 2 Initial studies on the reaction of organoselenides with triazoles.

Entry <sup>a</sup>	Catalyst	Further changes	Yield <sup>b</sup> (%) (7a/9a)
1	Rh <sub>2</sub> (OAc) <sub>4</sub>	0.05 M	40/31
2	Rh <sub>2</sub> (OAc) <sub>4</sub>	0.1 M	—/47
3	Rh <sub>2</sub> (OAc) <sub>4</sub>	—	—/86
4	Rh <sub>2</sub> (OAc) <sub>4</sub>	3 equiv. Se 10a	—/63
5	Rh <sub>2</sub> (OAc) <sub>4</sub>	2 equiv. triazole 4a	—/32
6	Rh <sub>2</sub> (OAc) <sub>4</sub>	80 °C	—/22
7	Rh <sub>2</sub> (OAc) <sub>4</sub>	120 °C	—/58
8	Rh <sub>2</sub> (Oct) <sub>4</sub>	—	—/21
9	Rh <sub>2</sub> (Piv) <sub>4</sub>	—	—/72
10	Rh <sub>2</sub> (esp) <sub>2</sub>	—	—/66
11	Rh <sub>2</sub> (cap) <sub>4</sub>	—	Dec. of 4a
12	Rh <sub>2</sub> (S-DOSP) <sub>4</sub>	—	—/62 (rac)
13	Rh <sub>2</sub> (S-BTPCP) <sub>4</sub>	—	—/36 (rac)

<sup>a</sup> Reaction conditions: in an oven dried test tube 10a (1.0 equiv., 0.2 mmol) 4a (1.0 equiv.) and catalyst (2 mol%) were dissolved in 1 mL toluene and heated to 100 °C for 15 hours. <sup>b</sup> Isolated yields.



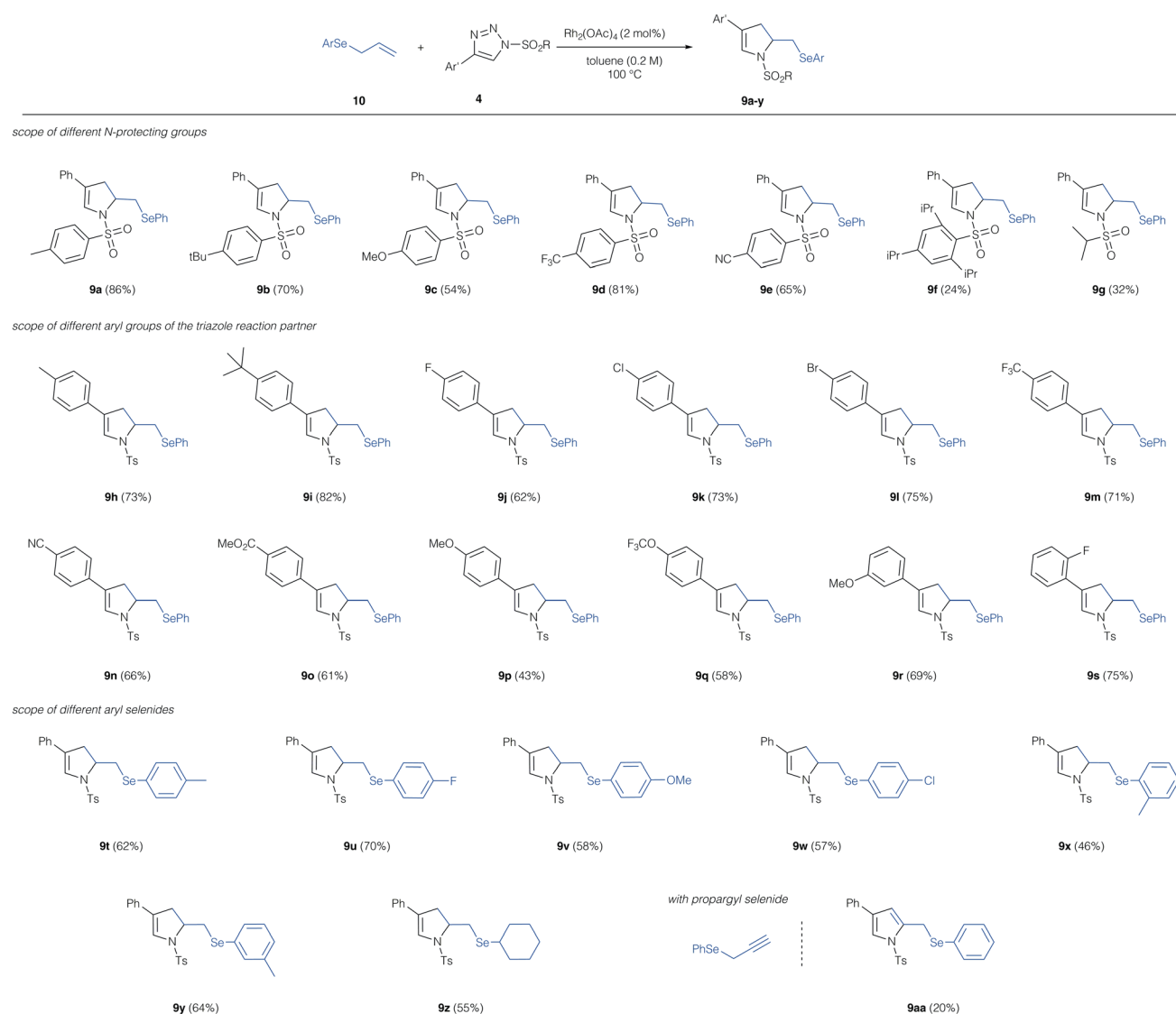
the triazole reaction partner **4a** and no product formation was observed (Table 1, entry 11). To probe the potential of asymmetric carbene transfer reactions, we briefly evaluated the use of chiral Rh(II) catalysts, yet only a racemic mixture of product **9a** was obtained (Table 1, entries 12 and 13).

Polar coordinating solvents, such as 1,4-dioxane, were incompatible, which we assume to result from competing ylide formation with 1,4-dioxane solvent molecules. Increasing the amount of either reactant, reducing the reaction temperature or changes to the reaction concentration did not further improve the reaction yield (for details, please see Table S1 in ESI†).<sup>15</sup>

With the optimized conditions for this unusual 1,3-difunctionalization in hand, we next studied the substrate scope of this reaction (Scheme 3). We first studied the influence of the N-protecting group of the triazole reaction partner. Alkyl groups, electron-donating, and electron-withdrawing substituent at the

aryl sulfonyl group were tolerated and in all cases the dihydro pyrrole was obtained as the only reaction product. Notably, the sterically demanding 2,4,6-tri-isopropyl phenyl protecting group resulted only a low yield of the cyclization product **9f**. Alkyl sulfonyl protecting groups were poorly tolerated and the dihydro pyrrole was obtained in low yield (**9g**). In case of the low-yielding reactions (**9f**, **9g**) the product of [2,3]-sigmatropic rearrangement was not observed and the dihydropyrrole was the only reaction product.

We next studied the influence of the triazole reaction partner. Alkyl groups and halogens on the aromatic ring of triazole were well tolerated and the dihydropyrrole products were obtained in good yield. Similarly, electron-withdrawing groups, such as trifluoromethyl, nitrile or an ester proved compatible and the dihydropyrroles **9m**, **9n** and **9o** were obtained in good yield. A strongly electron-donating methoxy-



**Scheme 3** Investigations on the substrate scope of the cascade reaction of allyl selenides with triazoles. Reaction conditions: **10** (0.2 mmol, 1.0 equiv.), **4** (0.2 mmol, 1.0 equiv.) and  $\text{Rh}_2(\text{OAc})_4$  (2 mol%) are dissolved in toluene (1.0 mL) and heated to 100 °C for 15 h. Isolated yields are reported.



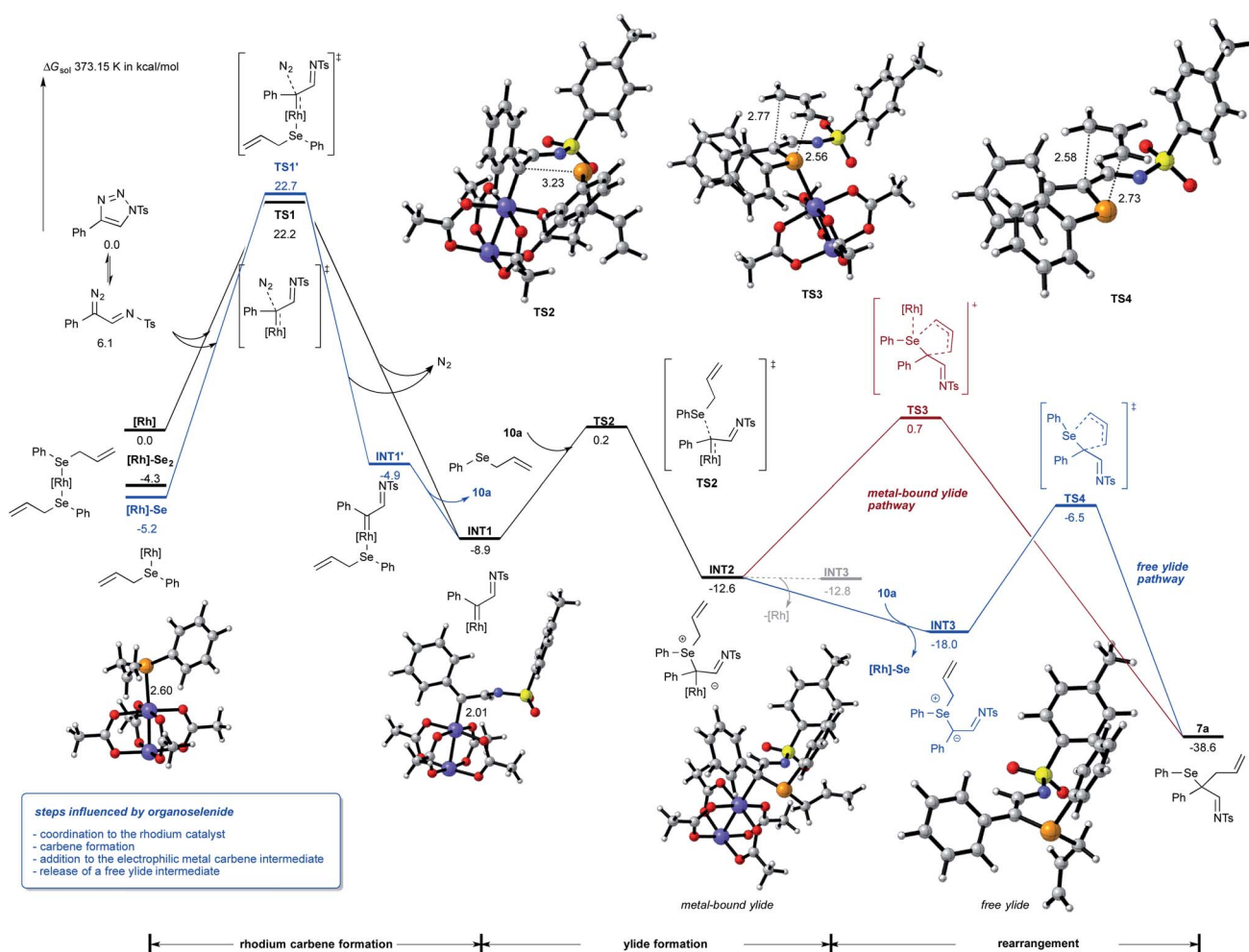
group in the *para*-position resulted in a significant reduction of the yield of product **9p**, while no such effect was observed for an electron-donating group in the *meta*-position (**9r**). Finally, we studied different aryl and alkyl allyl selenides in this reaction; here alkyl groups, halogens and ethers were tolerated in *ortho*-, *meta*-, and *para*-position of the aromatic ring and the dihydropyrroles **9t–z** were obtained in good yield. Finally, we employed a propargyl selenide, which reacted in a similar fashion to the cyclization product, yet, in this case the pyrrole product **9aa** was obtained, albeit in low yield.

### Studies on the reaction mechanism

To rationalize for the observed reaction of allyl selenides with triazoles and to gain an understanding on the relevance of metal-bound ylide *vs.* free ylide intermediates, we studied this reaction by DFT calculations (Scheme 4).<sup>15</sup> These studies revealed an important interaction of the Lewis-basic selenide **10a** with  $\text{Rh}_2(\text{OAc})_4$ : one molecule of the selenide preferentially coordinates to the catalyst and both the selenium-bound rhodium catalyst and the free rhodium catalyst can undergo the formation the rhodium imino-carbene complex **INT1** with

similar absolute activation free energy. It is important to note that the formation of **INT1** *via* high-lying **TS1** is the rate-determining step of this reaction and that the Dimroth rearrangement of triazole readily proceeds with a rather low activation barrier.

We next assessed different reaction pathways involving one electron or two electron pathways for the rhodium imino-carbene intermediate **INT1**. A first pathway suggests the participation of a radical mechanism that involves the initial homolysis of the C–Se bond to form an allyl and selenyl radical. Analysis of the reaction of imino-carbene intermediate **INT1** with the selenyl radical however gave no productive transition states. Contrarily, the addition of the allyl radical to the imino-carbene intermediate **INT1** is a viable, low-energy process that could lead to the rearrangement product **7a**. However, this one electron pathway is not favorable from both experiment and calculations, as no by-product formation from homocoupling of allyl or selenyl radical were observed and the bond cleavage of the C–Se bond of **10a** is a high-energy process that requires an activation free energy of  $32.4 \text{ kcal mol}^{-1}$  (for details, please see Schemes S6 and S10 in ESI†).



**Scheme 4** Influence of organoselenides on the catalyst, ylide intermediate and the rearrangement reaction. Calculations were performed at 373.15 K at the B3LYP-D3/def2-tzvp/SMD(toluene)//B3LYP-D3/def2-SVP/SMD(toluene) level of theory.



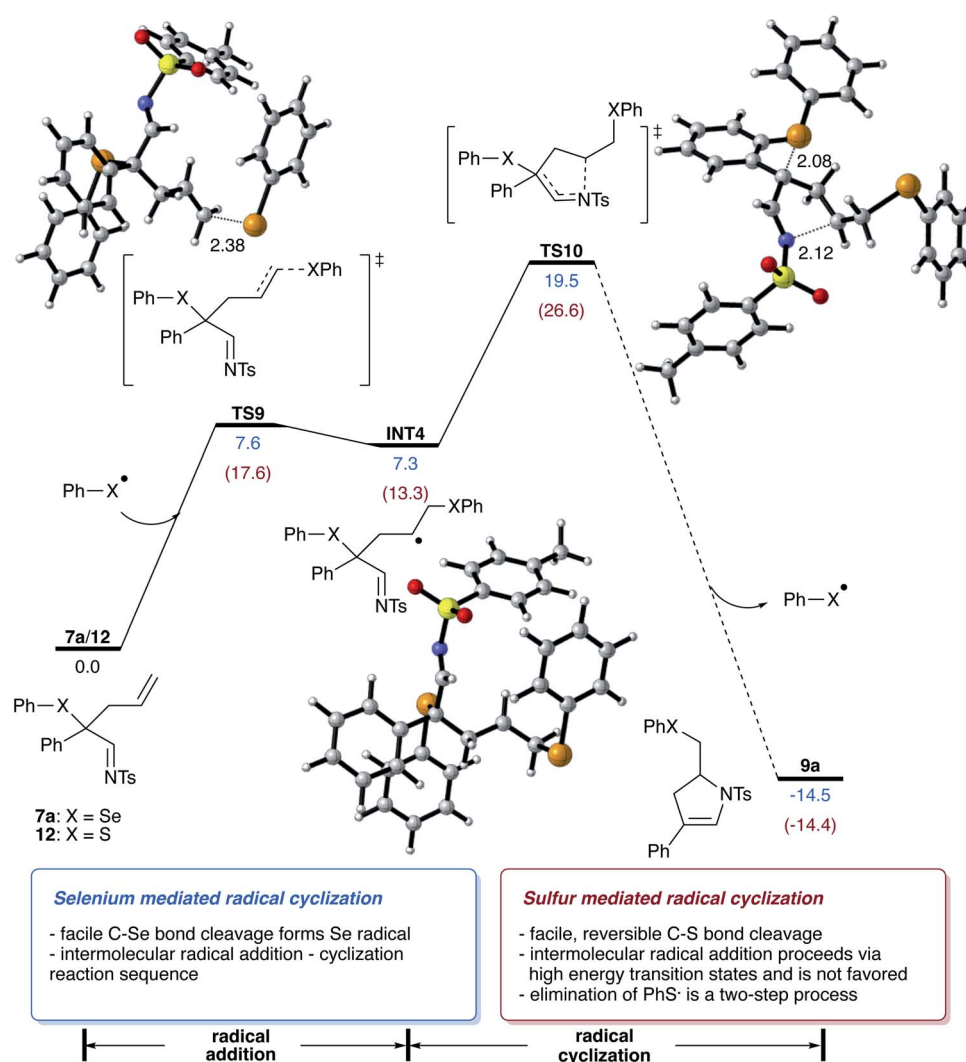


We next assessed two electron pathways to account for the rearrangement reaction. A first pathway suggests a concerted reaction mechanism, that proceeds *via* 1,3 functionalization of **INT1** and would directly lead to the dihydropyrrole reaction product *via* **TS5** with an activation free energy of 17.8 kcal mol<sup>-1</sup> (please see Scheme S4 in ESI† for details).<sup>15</sup> The formation of a metal-bound selenium ylide **INT2** proceeds **TS2** with an activation free energy of only 9.1 kcal mol<sup>-1</sup> and is thus the favored reaction pathway.

The reaction of this metal-bound ylide intermediate can now proceed *via* different pathways: (a) transfer of the allyl group to the pendant nitrogen atom of the imino carbene proceeds *via* **TS6** and a very high activation free energy of 30.1 kcal mol<sup>-1</sup> (please see Scheme S4 in ESI† for details);<sup>15</sup> (b) sigmatropic rearrangement *via* **TS3** and a reasonable activation free energy of 13.3 kcal mol<sup>-1</sup>, which proceeds with concomitant transfer of the rhodium complex to the more Lewis-basic selenium atom (Scheme 4, red pathway) or (c) dissociation of the rhodium

complex and formation of the free ylide intermediate **INT3**, which is 5.4 kcal mol<sup>-1</sup> energetically more favored over the metal-bound ylide **INT2**. Importantly, one molecule of allyl selenide **10a** promotes the formation of the free ylide *via* coordination to the backside of rhodium dimer and formation of **[Rh]-Se** catalyst as by-product. In the absence of selenide **10a** the free ylide is very similar in energy as the metal-bound ylide and thus the back reaction to the metal-bound ylide can readily occur (see formation of **INT3** *via* the dotted line). In the last step, the free ylide can then undergo a very facile rearrangement reaction *via* **TS4** to give the product of classic [2,3]-sigmatropic rearrangement **7a** (Scheme 4, blue pathway).

Next, we examined the reaction of the rearrangement product **7a** and how the formation of the dihydropyrrole can be rationalized. We initially hypothesized that this step can be mediated either by a reaction mechanism that involves a selenyl cation or a selenium radical, which can be formed by hetero- or homolytic cleavage of the C-Se bond of **7a**. Analysis of the bond



**Scheme 5** Studies on the cyclization reaction of homoallyl selenides and the formation of the dihydropyrrole. Calculations were performed at 373.15 K at the (U)B3LYP-D3/def2-tzvp/SMD(toluene)//(U)B3LYP-D3/def2-SVP/SMD(toluene) level of theory. Values in blue for **7a**. Values in red for **12**.



dissociation energies revealed that homolysis of the C–Se bond is significantly favored (18.2 *vs.* 93.9 kcal mol<sup>−1</sup> for homo *vs.* heterolytic bond cleavage; please also see Scheme S6 in ESI†),<sup>15</sup> which now rationalizes a radical pathway for the cyclization reaction to give the dihydropyrrole product.

For the cyclization reaction, we could identify a reaction pathway that proceeds *via* radical addition of the selenenyl radical to the terminal carbon of the double bond to give a secondary alkyl radical **INT4**. Subsequent cyclization and cleavage of a new selenenyl radical *via* **TS10** furnishes the dihydropyrrole product with a total energy barrier of 19.5 kcal mol<sup>−1</sup>. An alternative pathway suggests the direct cyclization of an enamine radical that is formed *via* the homolytic cleavage of the C–Se bond. However, this pathway proceeds *via* relatively high-lying transition state ( $\Delta G_{\text{act}} = 25.6$  kcal mol<sup>−1</sup>, for details, please see Scheme S8 in ESI†) and is thus not feasible.<sup>15</sup> Studies aiming at the identification of radical pathways from the rhodium carbene complex **INT1**, did not lead to the desired reaction product (please see Scheme S10 in ESI†). This data is now suggesting that the cyclization reaction proceeds *via* a radical chain reaction (Scheme 5).

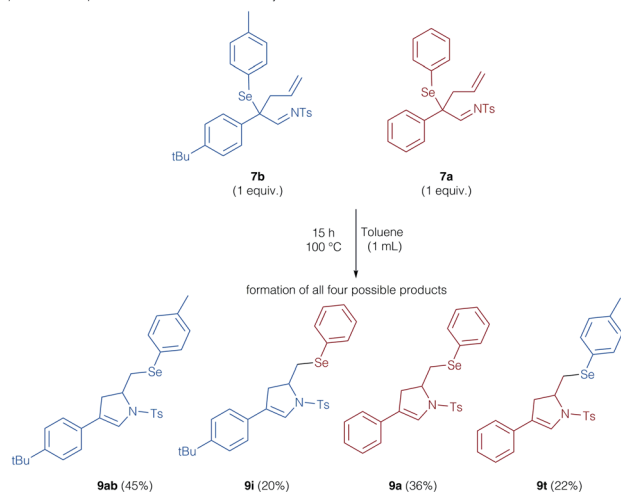
In this context, we also performed theoretical calculations on the reaction of sulfide homologue of **12**. In contrast to selenide **7a**, the homolytic C–S bond cleavage of **12** proceeds with lower activation free energy and is thus a reversible process ( $\Delta G = 14.1$  kcal mol<sup>−1</sup>). In the case of sulfide **12**, the radical cyclization process is a viable reaction pathway, yet radical addition to homoallylic sulfide **12** is significantly disfavored energetically

and requires an activation free energy of 17.6 kcal mol<sup>−1</sup>, which is 10.0 kcal mol<sup>−1</sup> higher compared to the radical addition of selenide **7a**, which can now reason for the missing reactivity of sulfide **12** in the radical cyclization reaction.

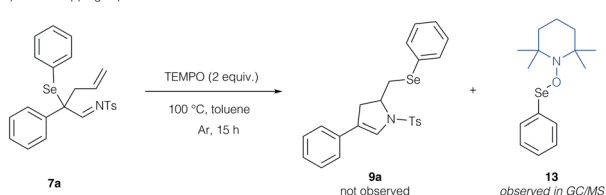
To support these theoretical findings, we studied control experiments to identify, if the cyclization reaction indeed proceeds *via* a radical, intermolecular pathway. We thus examined a crossover experiment involving two different homoallyl selenides **7b** and **7a** (Scheme 6a). All four potential isomers (**9ab**, **i**, **a**, **t**) were formed, which is supportive of a reaction mechanism, in which the arylselenium group is transferred in an intermolecular fashion. To probe the radical character of this reaction, we examined the reaction in the presence of TEMPO as a radical trapping agent (Scheme 6b). No formation of the cyclization product **9a** was observed, instead, the TEMPO adduct of the selenenyl radical **13** could be determined by GC/MS analysis and further substantiates the radical reaction mechanism.

Next, we re-visited the reaction of cinnamyl selenide **11** that did not give the product of [2,3]-sigmatropic rearrangement, instead the product of 1,3-difunctionalization was observed (*cf.* Scheme 2b). The computational analysis suggests that a mechanism leading towards direct 1,3-difunctionalization proceeds *via* the unfavorable transition state **TS3<sub>ph</sub>** with an activation free energy of 17.3 kcal mol<sup>−1</sup> and thus does not represent a low-energy reaction pathway. Instead, the [2,3]-sigmatropic rearrangement process is favored by 9.7 kcal mol<sup>−1</sup>, to give the classic [2,3]-sigmatropic rearrangement product *via* **TS1<sub>ph</sub>** and

a) cross-over experiment with two different homoallylic selenides

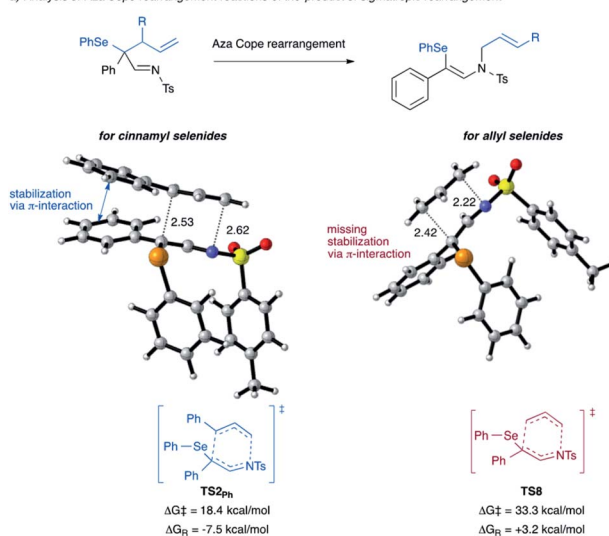


b) radical trapping experiment with TEMPO

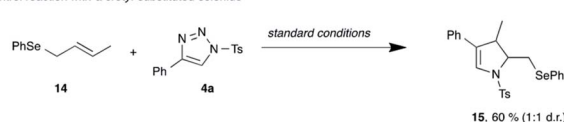


**Scheme 6** Control experiments on the formation of the dihydropyrrole product.

a) Analysis of Aza Cope rearrangement reactions of the product of sigmatropic rearrangement



b) control reaction with a crotyl-substituted selenide



**Scheme 7** Relevance of the aza-Cope rearrangement on 1,3-difunctionalization or dihydropyrrole formation. Calculations were performed at 373.15 K at the B3LYP-D3/def2-tzvp/SMD(toluene)//B3LYP-D3/def2-SVP/SMD(toluene) level of theory.



an activation free energy of only 7.6 kcal mol<sup>-1</sup> (for details, please see Scheme S11 in ESI†).<sup>15</sup> This [2,3]-sigmatropic rearrangement product can subsequently undergo an aza-Cope rearrangement *via* low-lying **TS**<sub>2ph</sub> to give the observed reaction product, which can be reasoned by formation of the higher-substituted double bond in the reaction product **8a**. The comparison of this aza-Cope reaction pathway for cinnamyl- *vs.* allyl-substituted selenides shows a marked difference in the activation free energy of this step (Scheme 7). In the case of cinnamyl-substituted selenide **11**, this step is significantly favored due to the stabilization of the transition state by  $\pi$ -interaction of the migrating cinnamyl group with the aromatic ring adjacent to the former carbene. This interaction is not possible in the case of the simple allyl-substituted selenide **10** and results in a higher activation free energy and thus preferential homolytic cleavage of the C–Se bond. Moreover, while the aza-Cope rearrangement is an exergonic reaction for cinnamyl selenide **11**, it is an endergonic for allyl selenide and thus the aza-Cope rearrangement is disfavored for the latter for kinetic and thermodynamic reasons (Scheme 7a). A control experiment with a crotyl-substituted selenide **14** further underlines the relevance of this  $\pi$ -interaction (Scheme 7b). As in the case of the allyl selenide **10a**, selective formation of the dihydropyrrole **15** is observed due to the absence of this  $\pi$ -interaction.

## Conclusions

In summary, we herein report on the thermal reaction of triazoles with organoselenium compounds in the presence of Rh(II) catalysts. Depending on the organoselenium compound, two distinct cascade reactions of imino carbene intermediates were observed. DFT analysis of the reaction mechanism has demonstrated that these reactions proceed *via* a free ylide intermediate, the formation of which is facilitated by displacement of the ylide-ligand with a selenide ligand at the rhodium catalysts. The free ylide intermediate can then undergo [2,3]-sigmatropic rearrangement. Under the present reaction conditions the products of [2,3]-sigmatropic rearrangement can undergo, depending on the substitution pattern, either a radical cyclization reaction mediated by a selenyl radical or an aza-Cope rearrangement to give the final 1,3-difunctionalization products. The organoselenium compound thus plays an important role in the development of cascade reactions of imino carbenes and acts as substrate, mediator for the formation of the free ylide intermediate and initiator for the radical cyclization in case of allyl selenides.

## Author contributions

FL performed the experiments. CP performed theoretical calculations. RMK conceived this project and wrote the manuscript. All authors contributed to the editing.

## Conflicts of interest

There are no conflicts to declare.

## Acknowledgements

RMK thanks the German Science Foundation and the Fonds of the Chemical Industry for financial support. Funded by the Federal Ministry of Education and Research (BMBF) and the Ministry of Culture and Science of the German State of North Rhine-Westphalia (MKW) under the Excellence Strategy of the Federal Government and the Länder. FL and CP gratefully acknowledge the China Scholarship Council for generous support.

## Notes and references

- (a) Z. Sheng, Z. Zhang, C. Chu, Y. Zhang and J. Wang, *Tetrahedron*, 2017, **73**, 4011–4022; (b) J. D. Neuhaus, R. Oost, J. Merad and N. Maulide, *Top. Curr. Chem.*, 2018, **376**, 15; (c) Y. Nishibayashi and S. Uemura, in *Organoselenium Chemistry: Synthesis and Reactions*, ed. T. Wirth, Wiley-VCH, 2012, pp. 287–320.
- (a) A. Ford, H. Miel, A. Ring, C. N. Slattery, A. R. Maguire and M. A. McKervy, *Chem. Rev.*, 2015, **115**, 9981; (b) H. U. Reissig and R. Zimmer, *Chem. Rev.*, 2003, **103**, 1151; (c) Y. Xia, D. Qiu and J. Wang, *Chem. Rev.*, 2017, **117**, 13810; (d) Y. Zhang and J. Wang, *Coord. Chem. Rev.*, 2010, **254**, 941–953.
- (a) Z. Zhang, Z. Sheng, W. Yu, G. Wu, R. Zhang, W.-D. Chu, Y. Zhang and J. Wang, *Nat. Chem.*, 2017, **9**, 970; (b) B. Xu and U. K. Tambar, *Angew. Chem., Int. Ed.*, 2017, **56**, 9868–9871; (c) X. Li, Y. Tang, W. Yang, F. Tan, L. Lin, X. Liu and X. Feng, *J. Am. Chem. Soc.*, 2018, **140**, 3299–3305; (d) V. Tyagi, G. Sreenilayam, P. Bajaj, A. Tinoco and R. Fasan, *Angew. Chem., Int. Ed.*, 2016, **55**, 13562–13566.
- (a) R. Hommelsheim, Y. Guo, Z. Yang, C. Empel and R. M. Koenigs, *Angew. Chem., Int. Ed.*, 2019, **58**, 1203; (b) S. Jana, Z. Yang, C. Pei, X. Xu and R. M. Koenigs, *Chem. Sci.*, 2019, **10**, 10129–10134; (c) J. Yang, J. Wang, H. Huang, G. Qin, Y. Jiang and T. Xiao, *Org. Lett.*, 2019, **21**, 2654–2657; (d) K. Orłowska, K. Rybicka-Jasinska, P. Krajewski and D. Gryko, *Org. Lett.*, 2020, **22**, 1018–1021; (e) Z. Yang, Y. Guo and R. M. Koenigs, *Chem.–Eur. J.*, 2019, **25**, 6703–6706.
- K. J. Hock and R. M. Koenigs, *Angew. Chem., Int. Ed.*, 2017, **56**, 13566–13568.
- S. Jana, Y. Guo and R. M. Koenigs, *Chem.–Eur. J.*, 2021, **27**, 1270–1281.
- C. J. Laconsay and D. Tantillo, *ACS Catal.*, 2021, **11**, 829–839.
- (a) S. Chuprakov, S. W. Kwok, L. Zhang, L. Lercher and V. V. Fokin, *J. Am. Chem. Soc.*, 2009, **131**, 18034–18035; (b) T. Miura, T. Biyajima, T. Fujii and M. Murakami, *J. Am. Chem. Soc.*, 2012, **134**, 194–196.
- (a) H. M. L. Davies and J. S. Alford, *Chem. Soc. Rev.*, 2014, **43**, 5151–5162; (b) P. Anbarasa, D. Yadagiri and S. Rajasekar, *Synthesis*, 2014, **46**, 3004–3023.
- (a) T. Miura, Y. Fujimoto, Y. Funakoshi and M. Murakami, *Angew. Chem., Int. Ed.*, 2015, **54**, 9967–9970; (b) T. Miura, T. Nakamuro, K. Hiraga and M. Murakami, *Chem. Commun.*, 2014, **50**, 10474–10477; (c) T. Miura, T. Tanaka, T. Biyajima, A. Yada and M. Murakami, *Angew. Chem., Int.*



- Ed.*, 2013, **52**, 3883–3886; (d) S. Chuprakov, B. T. Worrell, N. Selander, R. K. Sit and V. V. Fokin, *J. Am. Chem. Soc.*, 2014, **136**, 195–202; (e) M. Zibinsky and V. V. Fokin, *Angew. Chem., Int. Ed.*, 2013, **52**, 1507–1510; (f) J. E. Spangler and H. M. L. Davies, *J. Am. Chem. Soc.*, 2013, **135**, 6802–6805; (g) T. Miura, T. Nakamura, S. G. Stewart, Y. Nagata and M. Murakami, *Angew. Chem., Int. Ed.*, 2017, **56**, 3334–3338; (h) K. Pal, G. S. Sontakke and C. M. R. Volla, *Org. Lett.*, 2019, **21**, 3716–3720; (i) K. Pal, A. Hoque and C. M. R. Volla, *Chem.–Eur. J.*, 2018, **24**, 2558–2564; (j) A. C. S. Reddy, K. Ramachandran, P. M. Reddy and P. Anbarasan, *Chem. Commun.*, 2020, **56**, 5649–5652; (k) F. Li, C. Pei and R. M. Koenigs, *Org. Lett.*, 2020, **22**, 6816–6821.
- 11 (a) S. Jana and R. M. Koenigs, *Org. Lett.*, 2019, **21**, 3653–3657; (b) S. Jana, P. Aseeva and R. M. Koenigs, *Chem. Commun.*, 2019, **55**, 12825–12828.
- 12 Selected references on organoselenium compounds: (a) T. Wirth, *Organoselenium Chemistry*, ed. T. Wirth, Wiley-VCH, Weinheim, 2012; (b) V. K. Jain, *Organoselenium Compounds in Biology and Medicine: Synthesis, Biological and Therapeutic Treatments*, Ed. V. K. Jain and K. I. Priyadarsini, Royal Society of Chemistry, 2018, pp. 1–33; (c) T. Wirth, *Angew. Chem., Int. Ed.*, 2000, **39**, 3740–3749.
- 13 Y. Nishibayashi, K. Ohe and S. Uemura, *J. Chem. Soc., Chem. Commun.*, 1995, 1245–1246.
- 14 (a) A. Breder and C. Depken, *Angew. Chem., Int. Ed.*, 2019, **58**, 17130–17147; (b) W. R. Bowman, *Organoselenium Chemistry: Synthesis and Reactions*, ed. T. Wirth, Wiley-VCH, Weinheim, 2012, p. 111; for selected references: (c) X. Zhao, Z. Yu, T. Xu, P. Wu and H. Yu, *Org. Lett.*, 2007, **9**, 5263–5266; (d) J. Trenner, C. Depken, T. J. Weber and A. Breder, *Angew. Chem., Int. Ed.*, 2013, **52**, 8952–8956; (e) E. Tang, Y. Zhao, W. Li, W. Wang, M. Zhang and X. Dai, *Org. Lett.*, 2016, **18**, 912–915.
- 15 For details, please see the ESI.†

