

Cite this: *Chem. Sci.*, 2021, 12, 9546

All publication charges for this article have been paid for by the Royal Society of Chemistry

The dioxasilepanyl group as a versatile organometallic unit: studies on stability, reactivity, and utility†

Hayate Saito, Jun Shimokawa* and Hideki Yorimitsu*

Organic synthesis is performed based on precise choices of functional groups and reactions employed. In a multistep synthesis, an ideal functional group should be compatible with various reaction conditions and unaltered until it is subjected to a selective conversion. The current study was set out to search for a silicon functionality that meets these criteria. Here we have established a new silicon-based synthetic methodology centred on a bulky 7-membered dialkoxysilyl group (2,4,4,7,7-pentamethyl-1,3,2-dioxasilepan-2-yl) that uniquely has both stability and on-demand reactivity. The exceptional stability of this functional group was corroborated by both experimental and computational studies which demonstrated that key factors for its stability were a 7-membered structure and steric hindrance. In turn, the dioxasilepanyl group was found to become reactive and to be easily transformed in the presence of appropriate activators. Combined with the development of easy and robust methods to introduce the dioxasilepanyl group onto aryl rings, these findings have allowed a shorter and more efficient synthesis of a bioactive molecule, thus demonstrating the potential utility of the easily accessible dioxasilepanyl group in organic synthesis.

Received 14th April 2021

Accepted 5th June 2021

DOI: 10.1039/d1sc02083h

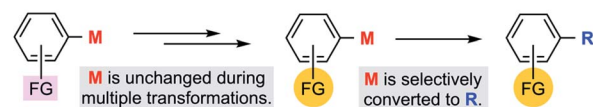
rsc.li/chemical-science

Introduction

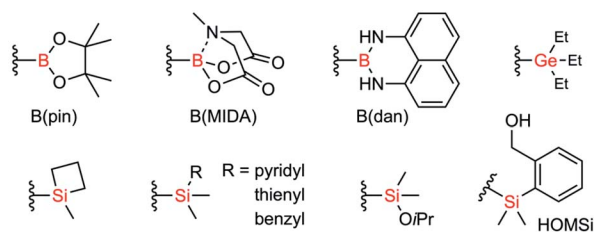
In conventional organic syntheses, organometallic units are expected to be temporarily reactive for desired transformations.¹ As exemplified by the Grignard reaction, these transient units are usually consumed during the transformations immediately after these organometallic units are introduced to molecules. The stability of those units matters only for storage. In the case of multistep syntheses of highly functionalized molecules, ideal organometallic units are defined somewhat differently (Fig. 1a). Such an organometallic unit, represented by M, has to be orthogonal to other functional groups (FGs) across multiple transformations including aqueous workup and regular purifications with silica gel column chromatography. Also, it has to become reactive enough when it is subjected to the final designated transformation. The search for ideal Ms could be assumed to be a quest toward resolving such ambivalence that is characteristic to organometallic units (Fig. 1b). Rare examples of “tough and switchable” Ms that meet these criteria are known to be suited

for modular syntheses of complex molecules. In the case of organoboron functional groups,² the B(pin) (pinacolatoboryl) group has almost monopolized this need in modern organic

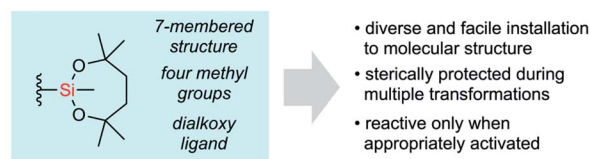
(a) Ideal organometallic units for multistep modular synthesis



(b) Quest to find ideal organometallic units



(c) This Work: development of new dioxasilepanyl group



Department of Chemistry, Graduate School of Science, Kyoto University, Sakyo-ku, Kyoto 606-8502, Japan. E-mail: shimokawa@kuchem.kyoto-u.ac.jp; yori@kuchem.kyoto-u.ac.jp

† Electronic supplementary information (ESI) available: Experimental procedures and full characterisation data, details of the X-ray analyses of compounds 5a, details of the computational study and NMR spectra. CCDC 1966652. For ESI and crystallographic data in CIF or other electronic format see DOI: 10.1039/d1sc02083h

Fig. 1 Development of ideal organometallic functional groups for multistep syntheses.



synthesis since this cyclic dialkoxyborane shows moderate stability during purifications on silica gel, while having a boron centre with a vacant p-orbital that is easily activated for various transformations. Because of this contradictory nature, neither stability nor reactivity is perfect. Specifically, it is still difficult to fully avoid undesired degradation of B(pin) units during the transformations of other functional groups, and therefore B(pin) is not desirable as an M. Tougher boron units such as MIDA boronate³ and B(dan)⁴ are known to be tolerant to diverse reaction conditions because of their respective stabilization of the boron centre by intramolecular coordination and electron-donating amino groups. The reactivity of such protected boron units is, in turn, sacrificed and it is usually difficult to directly transform these boron functionalities without deprotection, with the exception of a few cases.⁵

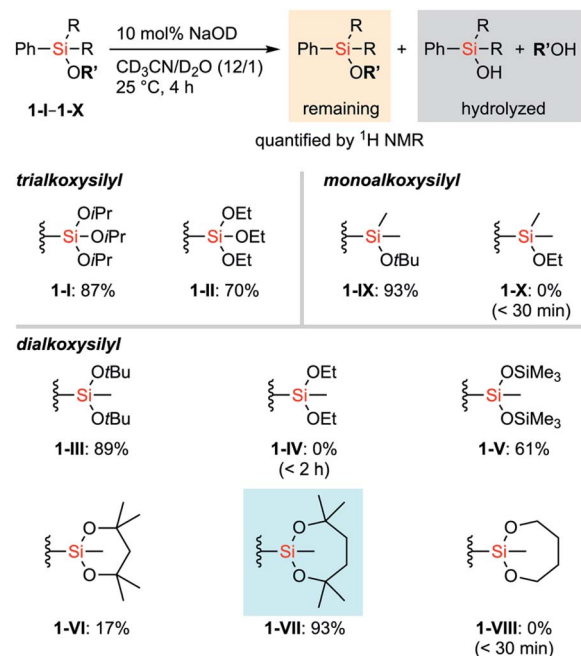
Group 14 elements are also ideal organometallic unit candidates for this purpose. Although organostannyl groups were not pursued in our study due to their inherent toxicity, organogermyl and organosilyl groups are fascinating as an unconventional class of switchable organometallic units. The chemistry of organogermyl groups has recently been explored intensively to uncover their high orthogonality with other functional groups in cross-coupling reactions.⁶ In the case of silyl groups, the well-known potential of incorporating variable substituents onto the silicon atom is expected to tune the stability.⁷ Thus, it would be fair to regard silyl groups as viable key functional groups for use in multistep organic synthesis. A number of silyl groups have actually been employed as partners for cross-coupling reactions. Several triorganosilyl groups (e.g., silacyclobutyl, pyridylsilyl, thienylsilyl, and benzylsilyl groups, to name a few)⁸ have been developed as reactive silicon units, albeit with little use in practical synthesis. The reactive silyl group $-\text{SiMe}_2(\text{OiPr})$ is compatible even with the generation of Grignard reagents.⁹ However, the known reactivity of this alkoxyphenyl group is somewhat limited and transformation of the aryl-Si bond has rarely been reported.^{9c} Among the known silyl groups, one of the most successful examples to balance reactivity and stability is the (2-hydroxymethylphenyl) dimethylsilyl group, known as HOMSi.¹⁰ This functional group can be used for transmetalation by employing intramolecular activation with a weak base instead of fluoride. Thus, the protection of the hydroxy group is indispensable for application to multistep synthesis to avoid undesired activation of the silicon centre through laborious protection/deprotection sequences.^{10d,e}

We developed a new group M for multistep syntheses by using the architecture of an alkoxyphenyl group that could easily modify the Lewis acidity of the silicon atom and the steric environment of the silyl group. Here, we would like to introduce 2,4,4,7,7-pentamethyl-1,3,2-dioxasilepan-2-yl group as a new ideal group M for multistep syntheses (Fig. 1c). This functional group is characterized by (1) a 7-membered structure that is ideally suited for a stable silicon-containing unit, (2) four methyl groups for steric protection of the silicon centre, and (3) a dialkoxyphenyl group that guarantees the activation for the reaction.

Results and discussion

Experimental and theoretical studies of the dioxasilepanyl group

First, the stability of a series of alkoxyphenyl groups was examined by monitoring the time courses for the hydrolysis of the corresponding phenylsilanes under basic conditions. The hydrolysis of phenylsilanes **1-I-1-X** was examined in $\text{CD}_3\text{CN}/\text{D}_2\text{O}$ in the presence of 10 mol% NaOD and the remaining phenylsilanes were quantified by ^1H NMR analysis. The decrease of the phenylsilanes occurred only through the hydrolysis of their Si-O bonds and decomposition through the protodesilylation of C-Si bonds was not observed in all cases. Scheme 1 shows the amounts of the remaining alkoxyphenylsilanes **1-I-1-X** after 4 hours of hydrolysis. Detailed time-dependent decreases of alkoxyphenylsilanes **1-I-1-X** are shown in Fig. S1-S3 in the ESI.† In all cases, bulkier alkoxy groups on the silicon atom showed higher stability of silyl groups, irrespective of the number of oxygen atoms (**I** > **II**, **III** > **IV**, and **IX** > **X**). This tendency is consistent with the fact that the $-\text{Si}(\text{OiPr})_3$ group (**I**) bearing three bulky alkoxy groups survives strong hydrolytic conditions.¹¹ We also tested a disiloxysilyl group ($-\text{SiMe}(\text{OSiMe}_3)_2$, **V**), which has been attracting attention as a versatile organometallic unit for facile introduction and transformation.¹² Although arylsilanes bearing **V** are generally known to be stable,^{12a} **1-V** underwent hydrolysis faster than $\text{PhSi}(\text{OEt})_3$ (**1-II**) under the current conditions. We next examined cyclic alkoxyphenyl groups bearing bulky substituents around the silicon atom in an attempt to stabilize the alkoxy groups. We tested 6-membered (2,4,4,6,6-pentamethyl-1,3,2-dioxasilepan-2-yl, **VI**) and 7-membered (2,4,4,7,7-pentamethyl-1,3,2-dioxasilepan-2-yl, **VII**) cyclic dialkoxyphenyl groups whose structures can be easily



Scheme 1 Stabilities of alkoxyphenylsilanes and a siloxyphenylsilane under basic conditions.



constructed from the corresponding tertiary diols. Compounds bearing the dioxasilylanyl moiety were reported to exhibit certain stability toward hydrolysis,¹³ which suggested us that **1-VI** would be a promising candidate for having high stability. In contrast to our prospects, the dioxasilylanyl group in **1-VI** was easily hydrolyzed to recover only 17% of **1-VI** after 4 hours. In contrast, the dioxasilepanyl group **1-VII** showed excellent stability under the same conditions and 93% of **1-VII** survived. A simplified dioxasilepanyl group **1-VIII** without four methyl groups was found to be far less stable than **1-VII** with a lifetime of less than 30 minutes under the same conditions. This means that both the 7-membered cyclic structure and the steric hindrance around the silicon atom are indispensable for the high stability of **1-VII**.¹⁴

To figure out the origin of the difference in the rates of hydrolysis among acyclic silyl **III**, dioxasilylanyl **VI**, and dioxasilepanyl **VII** groups, we conducted computational estimation of the stabilities of bulky dialkoxyphenylsilanes (*i.e.* PhSiMe(O*t*Bu)₂ (**1-III**), **1-VI**, and **1-VII**) by calculating the relative free energies of the formation of the corresponding dialkoxyfluorosilicates. All reasonable conformers of these phenylsilanes and their corresponding fluorosilicates were automatically explored using the GRRM17 program¹⁵ by the SC-AFIR/PM7 method¹⁶ and reoptimized at the level of ωB97X-D/jun-cc-pVTZ^{17,18} in THF (SMD).¹⁹ The conformers of penta-coordinated fluorosilicates could be classified into one of the substitution patterns on trigonal bipyramidal geometrical configurations around the silicon atom. For all of the three silyl groups examined (**III**, **VI**, and **VII**), each of the most favorable conformers exhibited the same pattern in which two apical positions were occupied by a fluoro group and an alkoxy group. Their calculated relative free energies at 298.15 K are shown in Fig. 2. The detailed structures and relative free energies of the most stable conformers of each substitution patterns are described in the ESI.† **1-VII-F** was calculated to be higher in free energy by +8.8 kcal mol⁻¹ than **1-VII** and F⁻, which is similar to the Δ*G* value of **1-III-F** (+10.1 kcal mol⁻¹). In contrast, **1-VI-F** required a smaller energy (+3.2 kcal mol⁻¹) to form the

corresponding silicate. Combined with the fact that the optimized structures of silicates **1-VI-F** and **1-VII-F** showed no significant difference in their bond angles and lengths around their silicon and oxygen atoms, the difference between the stabilities of **1-VI** and **1-VII** would mainly be due to the intrinsically higher ring strain of the 6-membered dioxasilylanyl ring in **VI**²⁰ in contrast to the unstrained formation of the 7-membered dioxasilepanyl moiety in **VII**.

Interestingly, arylsilanes bearing the dioxasilepanyl group **VII** tend to be obtained as solids unlike those with common organosilanes. The crystal structure of **5a** shown in Fig. 3 reveals that the dioxasilepane ring in the solid state adopts a twisted chair-like conformation that is reported to be the most stable for cycloheptane.²¹ A similar structure is also found in another reported X-ray structure of a dioxasilepane ring.²² Meanwhile, the ¹H NMR spectrum of **1-VII** shows that the four ethylene protons of the dioxasilepane core appear as one broad signal. This is in contrast to the methylene protons in the dioxasilylanyl moiety of **1-VI** that show two independent signals in the ¹H NMR spectrum. This difference confirms that the 7-membered skeleton of **VII** in a twisted-chair form is flexible enough to smoothly flip back and forth even at room temperature while the 6-membered skeleton of **VI** is sluggish to flip.

In addition to the thermodynamic stabilities of dialkoxyphenylsilanes, steric hindrance around their silicon atoms in a series of silyl groups (**I**, **III**, **IV**, **VI**, **VII**, and **VIII**) was evaluated by calculating a percent buried volume (% *V*_{bur}) which is useful to discuss the spatial filling of the whole sphere around the coordination centre (Fig. 4).²³ Each silicon atom was set as the centre of a sphere whose diameter is 7.0 Å. To exactly determine the hindrance of the alkoxide unit around the central silicon atom, the phenyl ring and the silicon atom were omitted and the hydrogen atoms on the silyl groups were considered for the calculation of % *V*_{bur}. In these steric maps, the larger the appearance of the red region, the deeper the alkoxide unit penetrates into the side of the hemisphere containing the phenyl ring (*z* < 0).

We observed a tendency of cyclic structures to have a reduced % *V*_{bur} compared with acyclic structures due to their tight conformations. For example, cyclic **1-VIII** showed the same value (53.7%) as acyclic **1-IV** despite the additional C₂H₄ components of **1-VIII**. This tendency is consistent with the decrease of the red region in the steric map of **VIII** compared with that of **IV**. The tendency of the cyclic system to decrease % *V*_{bur} is also found in cyclic **1-VI** (56.5%) and **1-VII** (60.2%) compared with **1-III** (63.4%). The difference of the values of %

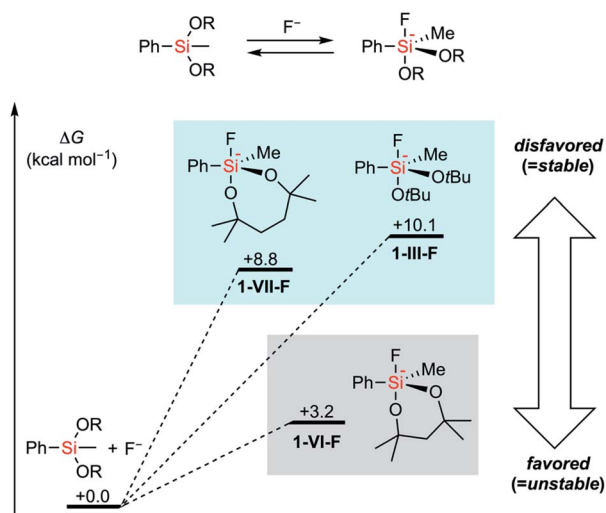


Fig. 2 Calculated relative free energies of dialkoxyfluorosilicates.

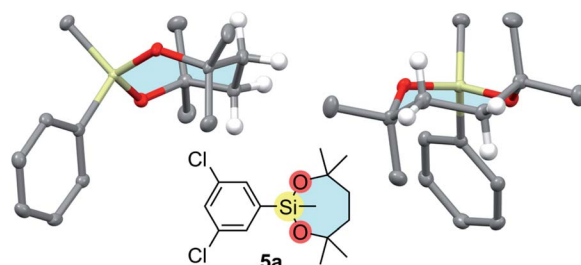


Fig. 3 X-ray structure of **5a** (chlorine atoms and hydrogens except for those on the C₂H₄ unit are omitted for clarity).



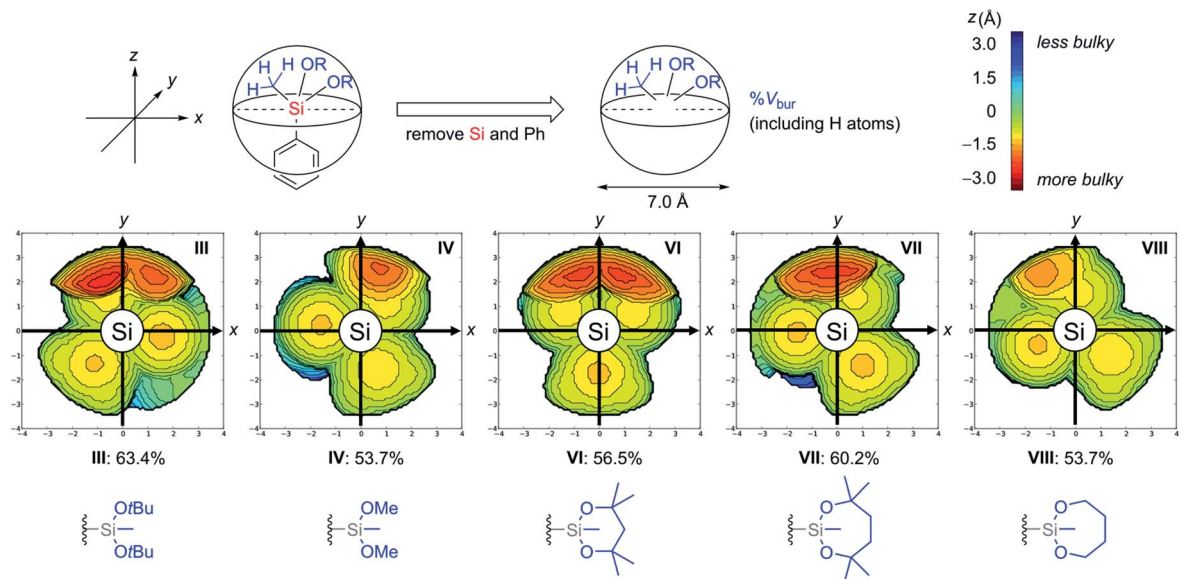


Fig. 4 $%V_{bur}$ and steric maps of silyl groups.

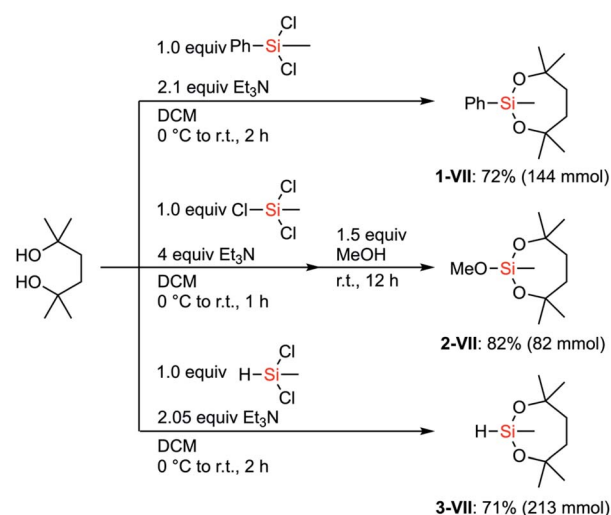
V_{bur} between **VII** (60.2%) and **VIII** (53.7%) indicates that the four methyl groups on the dioxasilepane ring provided efficient steric protection around the silicon atom.²⁴ To obtain more insights into the stability of **VII**, ²⁹Si NMR analysis of **1-III**, **1-IV**, **1-VI**, and **1-VII** was also conducted. The result revealed no significant correlation between the structure and their chemical shifts in the current state (see the ESI†). Based on the discussion above, we concluded that the stability of the dioxasilepanyl group **VII** can be explained by two factors: (1) thermodynamic stability of the dioxasilepanyl group that avoids the formation of silicate, (2) steric protection around the silicon atom provided by the bulky alkoxy moieties.

Synthetic applications of the dioxasilepanyl group: preparation and orthogonality

We hypothesized that the stability of the silyl group **VII** would have advantages, especially in multistep synthesis. Although the structure and the synthesis of phenylsilane **1-VII** have been reported in the literature,²⁵ its reactivity and detailed synthetic utility have not been investigated. We aimed to establish preparative methods for silanes bearing the dioxasilepanyl group **VII** in order to evaluate their reactivity as well as compatibility with various transformations.

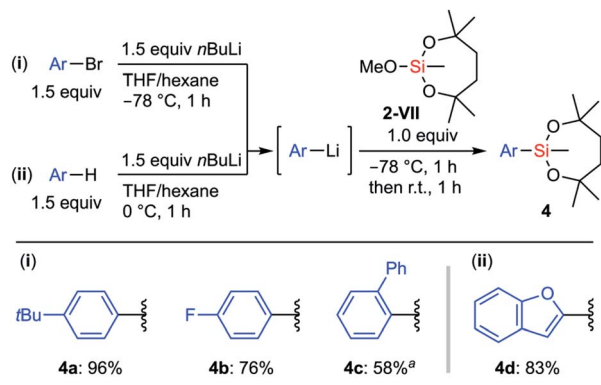
The dioxasilepanyl group **VII** could be easily and reliably constructed from the corresponding chlorosilanes and an inexpensive diol in the presence of Et_3N (Scheme 2). Similar to the synthesis of phenylsilane **1-VII**, methoxysilane **2-VII** and hydrosilane **3-VII** were also synthesized. Silanes **1**-, **2**-, and **3-VII** were selectively obtained without forming detectable amounts of polymeric byproducts, likely because the reaction tends to form a kinetically favored 7-membered dioxasilepane ring. Thus, from the three chlorides of trichloromethylsilane, only two reacted to form a dioxasilepanyl moiety, which cleanly left one chloro group for the subsequent reaction with methanol to afford **2-VII**.

To develop a general preparation methodology for the compound with the dioxasilepanyl group, we examined the reaction of aryllithiums with methoxysilane **2-VII** that is much easier to handle than the chlorosilanes. When **2-VII** reacted with *4-t*Bu- $\text{C}_6\text{H}_4\text{Li}$, the substitution of the methoxy group of **2-VII** proceeded to give **4a** as the sole product while retaining the dioxasilepanyl structure; neither multiple substitution products nor ring-opening products were observed even though an excessive amount of aryllithium was added to the reaction mixture (Scheme 3). Using this method, the electron-rich arylsilane **4a** (96%) and electron-deficient *p*-fluorophenylsilane **4b** (76%) were synthesized. In the case of sterically demanding 2-biphenyllithium, it was necessary to increase the reactivity of the aryllithium in the presence of TMEDA. The corresponding silane **4c** was obtained in moderate yield (58%). A heteroaryllithium prepared by the deprotonation of benzofuran was



Scheme 2 General methods for the construction of the dioxasilepanyl group **VII** and precursors for introducing **VII**.





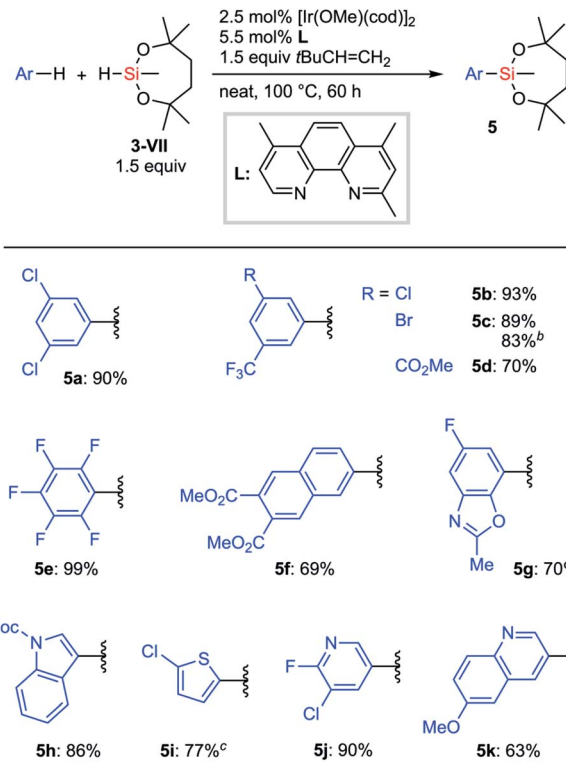
Scheme 3 Reaction of methoxysilane 2-VII with aryllithiums; ^a1.5 equiv. TMEDA was added before lithiation.

also applicable to this method, and 2-benzofurylsilane **4d** was synthesized in 83% yield.

The dioxasilepanyl group **VII** is reactive to aryllithiums only when the leaving group (OMe) is attached and no reaction was observed after the first substitution. Interestingly, the cyclic structure was kept intact despite the remaining 0.5 equivalent of an aryllithium, which implies that the ring opening would require a higher activation energy than the substitution of the methoxy moiety.

Next, we focused on Ir-catalyzed C–H silylation reactions²⁶ of arenes to provide an opportunity to synthesize a broad range of arylsilanes, especially the ones bearing delicate functional groups. In Hartwig's report,^{27,28} only disiloxyhydrosilane (HSiMe(OSiMe₃)₂) **3-V** showed sufficient reactivity for the silylation reaction under the optimized conditions ([Ir(OMe)(cod)]₂, 2,4,7-trimethylphenanthroline, cyclohexene, THF, and 80 °C). Other hydrosilanes such as HSi(OEt)₃, HSiMe(OEt)₂, HSiMe₂-OEt, HSiEt₃, and HSi(SiMe₃)₃ did not work at all in Hartwig's reaction. Hydrosilane **3-VII** is potentially viable as a silylation reagent to introduce the silyl group **VII** to arenes *via* C–H activation. We wondered whether our dioxasilepanyl group **VII** would exhibit different reactivity from other conventional alkoxysilyl groups for the C–H silylation reaction.

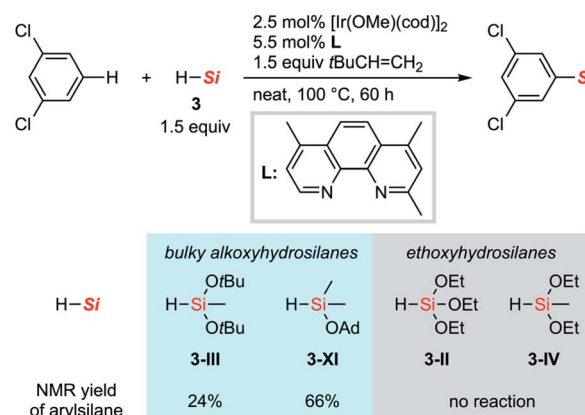
When Hartwig's original reaction conditions were applied to **3-VII**, the corresponding silylation products were obtained in low yield. We eventually found that a higher reaction temperature (80 °C to 100 °C) and the use of 3,3-dimethyl-2-butene^{28a} as an alternative hydrogen acceptor improved the efficiency of the silylation (Scheme 4). An optimized silylation reaction of arenes with hydrosilane **3-VII** demonstrated good compatibility with functionalities. Halogen and ester groups survived, which ensured the possibility for further transformations after the silylation (**5a–5d**). Electron-deficient substrates, such as pentafluorobenzene and 2,3-di(methoxycarbonyl)naphthalene, were also applicable (**5e** and **5f**). Substrates bearing heteroaromatic cores such as benzoxazole, indole, thiophene, pyridine, and quinoline also underwent the silylation reaction without apparent drawbacks (**5g–5k**). Notably, in most cases, a single mono-silylated product was exclusively obtained, except for **5g** (7-silyl : 6-silyl = 92 : 8). A gram-scale synthesis of **5c** was



Scheme 4 C–H silylation of arenes with **3-VII**. ^a1 mmol substrate. ^b10 mmol substrate, [Ir(OMe)(cod)]₂ (1 mol%), 2,4,7-trimethylphenanthroline (L) (2.2 mol%). ^c1 equiv. **3-VII**.

successfully conducted even with a reduced loading of the catalyst.

To gain insight into the reasons for the exceptional reactivity of 7-membered hydrosilane **3-VII**, other hydrosilanes shown in Scheme 5 were also tested as silylation reagents under the new conditions for the C–H silylation of *m*-dichlorobenzene. Due to the exceptionally high reactivity of disiloxyhydrosilane **3-V** for C–H silylation, the comparison of the reactivity of hydrosilanes has been limited. Under the current conditions, hydrosilanes bearing two *tert*-butoxy groups (**3-III**) and one adamantyloxy



Scheme 5 C–H silylation of *m*-dichlorobenzene with a series of hydrosilanes under the optimized conditions. Ad: 1-adamantyl.



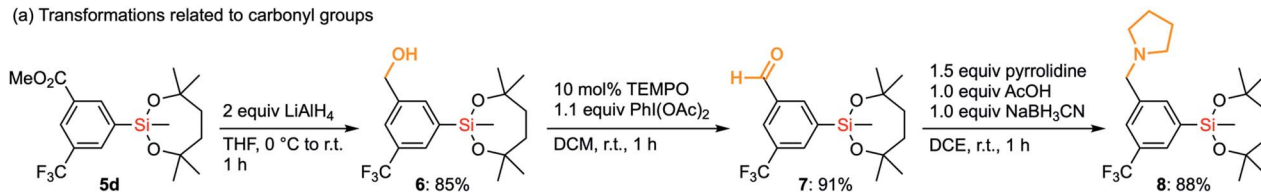
group (**3-XI**) gave the corresponding silylation products in low to moderate yield. In contrast, silanes bearing smaller alkoxy groups, tri- and diethoxyhydrosilane (**3-II** and **3-IV**) did not react at all without any formations of the corresponding disilanes.²⁹ These results indicate that the bulkier alkoxy moieties on the silicon atom increase the reactivity of hydrosilanes in this C–H silylation reaction.

The compatibility of the silyl group **VII** with various synthetic transformations was examined. The silyl group **VII** in **5d** survived the reduction of the ester moiety with an excess amount of LiAlH_4 (Scheme 6a). This is in sharp contrast to the report that diethoxysilanes are reduced to dihydrosilanes under similar conditions.³⁰ The resulting benzyl alcohol **6** could be oxidized under TEMPO/ $\text{PhI}(\text{OAc})_2$ conditions to give aromatic aldehyde **7** without affecting the silyl group.³¹ Aldehyde **7** successfully underwent reductive amination with pyrrolidine to give benzylamine **8** in the presence of NaBH_3CN and AcOH under mildly acidic conditions.³² It is noteworthy that **1-VII** could tolerate acidic conditions of 10 mol% trifluoroacetic acid (TFA) even at 60 °C in CDCl_3 . In the case of methanesulfonic acid (MsOH), slight degradation of the alkoxy moiety was observed even at room temperature, probably *via* generation of the tertiary carbocation by the elimination of silanol species. Nonetheless, 89% of **1-VII** was recovered after 1 hour. To compare with other base-resistant silyl groups, non-cyclic silanes **1-III** and **1-IX** were similarly examined under acidic conditions (10 mol% acid and r.t. in CDCl_3). **1-III** and **1-IX** were recovered only in moderate yield (89% and 48%) with TFA even at r.t., and in reduced yield (61% and 33%) with MsOH. These

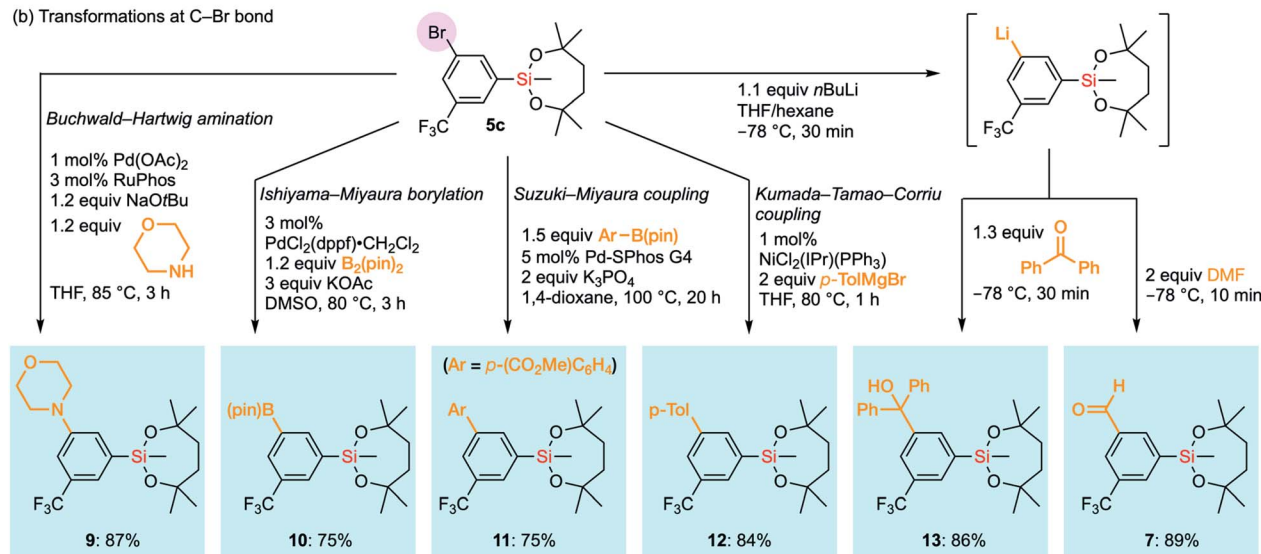
results revealed the importance of the 7-membered dialkoxysilyl moiety for the stability under acidic conditions (see the ESI†).

Next, we envisioned a series of transformations of carbon–halogen bonds in arylsilane **5c** without interfering with the silyl group **VII** (Scheme 6b). Pd-Catalyzed Buchwald–Hartwig amination³³ successfully took place to give **9** without any decomposition of **VII** even in the presence of a strong base and a highly nucleophilic amine. Under the same conditions, the triethoxysilyl group (**II**) in *p*-bromophenyltriethoxysilane did not survive the coupling reaction, which underscores the higher stability of **VII**. **VII** also survived the transformation of boron functional groups. Bromide **5c** underwent Pd-catalyzed borylation with $\text{B}_2(\text{pin})_2$ to afford **10**,³⁴ which bears two organometallic units on one aromatic ring. The Suzuki–Miyaura cross-coupling reaction with an arylboronic acid ester to give biaryl **11** was also compatible with the silyl group **VII**.³⁵ We also exposed arylsilane **5c** to stronger carbon nucleophiles, with which ordinary alkoxy silanes could not survive. Kumada–Tamao–Corriu cross-coupling of **5c** with *p*-tolylmagnesium bromide gave the coupling product **12** without any decomposition of the silyl group despite being under heating conditions.³⁶ Surprisingly, even aryllithium species bearing the silyl group **VII** could be generated from **5c** through a halogen–lithium exchange reaction. Aryllithium species thus formed could be used for subsequent nucleophilic additions to benzophenone and DMF to afford **13** and **7**, respectively. Accordingly, the dioxasilepanyl group **VII** has been confirmed to be very stable and reliable during various transformations.

(a) Transformations related to carbonyl groups



(b) Transformations at C–Br bond



Scheme 6 Transformations of functional groups in **5d** and **5c** without affecting the silyl group **VII**. TEMPO: 2,2,6,6-tetramethylpiperidine 1-oxyl.

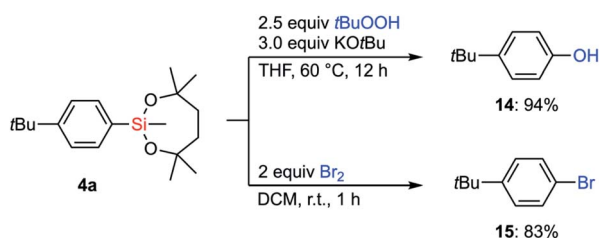


Synthetic applications of the dioxasilepanyl group: transformations into other functional groups

With the information on the stability of **VII** in hand, we next attempted to establish methods for the transformations of C–Si bonds of arylsilanes bearing **VII** to prove their utility in organic synthesis. Due to the great stability of the silyl group **VII**, conventional conditions³⁷ for Tamao–Fleming oxidation employing basic aq. H₂O₂ were not effective. Fortunately, a combination of *tert*-butyl hydroperoxide and KO^{*t*}Bu³⁸ successfully promoted the hydroxylation of arylsilane **4a** to afford the corresponding phenol **14** (Scheme 7). The treatment of **4a** with bromine led to *ipso*-bromination to give aryl bromide **15** in high yield.

The reactivity of the dioxasilepanyl group **VII** was also examined in the Hiyama–Denmark cross-coupling reaction.³⁹ In an initial attempt of the cross-coupling reaction of phenylsilane **1-VII** with *p*-iodoanisole, *n*Bu₄NF was employed as an activator of the silyl group **VII** to give the coupled product **16a** in 62% yield with the concomitant formation of bianisyl (28%) (Table 1, entry 1). Biaryl byproducts are often problematic in palladium-catalyzed cross-couplings of arylsilanes.⁴⁰ To reduce the amount of the undesired dimer, bianisyl, we optimized the reaction conditions. While CsF is often employed as an activator of organosilicon compounds, it did not promote the reaction at all in this case (entry 2). When AgF was employed as a base, the generation of bianisyl was slightly suppressed and **16a** was observed in 67% yield (entry 3). We explored other solvents, 1,4-dioxane and toluene (entry 4 and 5), and finally found toluene to be the best solvent for avoiding the formation of bianisyl. Thus, the cross-coupling product **16a** was obtained in 91% yield. The yield decreased drastically (10%) in the absence of CuCl(IPr) (entry 6). Both Cu(i) and Ag(i) salts are known to mediate the transmetalation of arylsilanes.⁴¹ The current result indicates that copper species assist the transmetalation from arylsilane. We also confirmed that trimethylphenylsilane (1-SiMe₃) was kept intact under the optimized conditions for the current Hiyama–Denmark cross-coupling, which highlighted the higher on-demand reactivity of **1-VII**.

Orthogonality in cross-coupling reactions by selective activations between **VII** and B(pin) moieties was achieved by simply changing fluoride sources (Scheme 8). For a mixture of **1-VII** and an arylboronic acid pinacol ester, Hiyama–Denmark cross-coupling with an iodoarene selectively proceeded under our optimized conditions with AgF as a base. In contrast, CsF promoted only Suzuki–Miyaura cross-coupling. In both cases, the other organometallic reagent was recovered without



Scheme 7 Hydroxylation and bromination of arylsilane **4a**.

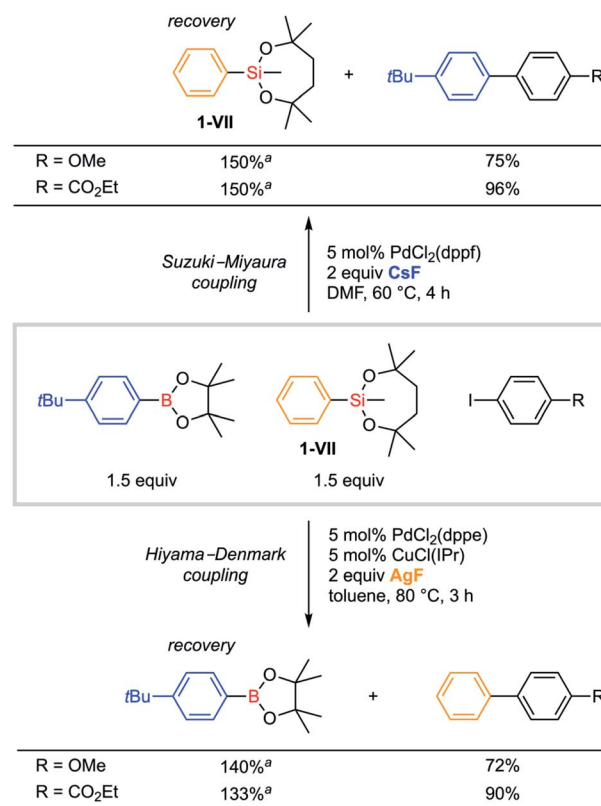
Table 1 Effect of solvents and bases on Hiyama–Denmark cross-coupling

Entry	Base	Solvent	16a [%]	Bianisyl [%]
1	<i>n</i> Bu ₄ NF	THF	62	28
2	CsF	THF	0	0
3	AgF	THF	67	18
4	AgF	1,4-Dioxane	77	11
5	AgF	Toluene	91	0
6 ^a	AgF	Toluene	10	10

^a Without CuCl(IPr).

consumption. Both electron-rich (R = OMe) and electron-deficient (R = CO₂Et) iodoarenes were confirmed to be applicable to this orthogonal cross-coupling.

Both electron-rich and electron-deficient aryl iodides were applicable to cross-coupling reactions with phenylsilane **1-VII**

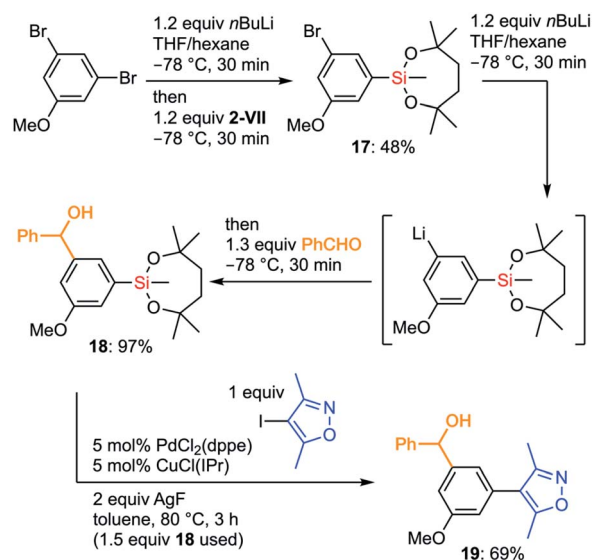


Scheme 8 Orthogonal cross-coupling between dioxasilepanyl **VII** and B(pin) switched by fluoride sources. ^aThe recovery of organosilane or organoboron was expressed based on the molar ratio to *p*-iodoanisole (the maximum recovery is 150%).



(Scheme 9, **16a** and **16b**). The aldehyde moiety was compatible with the reaction conditions (**16c**). 1-Naphthyl and heteroaryl iodides could also be used as coupling partners (**16d–16f**). C–H silylation products could be employed as coupling reagents. Thus, **5b** was employed in cross-coupling with *p*-iodoanisole to give **16g** keeping the chloro and CF₃ groups intact. This difference in reactivity among halogen atoms should be useful in further transition metal-catalyzed transformations. Heteroaromatic silylene **4d** was also employed for the coupling reaction to afford **16h** in 87% yield.

The more organometallic units are resistant to unexpected transformations, the more flexible strategies we could plan for the synthesis. To demonstrate the advantages of the silyl group **VII** in organic synthesis, we examined an efficient preparation of a bioactive molecule *via* a route that is shorter than the known synthetic route. Diarylmethanol **19** is known as a BET bromodomain inhibitor and several synthetic approaches to **19** have already been reported.⁴² We decided to develop an original synthetic approach to **19** by taking full advantage of the chemistry of the dioxasilepanyl group **VII** (Scheme 10). The synthesis of **19** using **VII** started by employing iterative halogen–lithium exchange reactions, during which the silyl group **VII** could survive. The monolithiation of 3,5-dibromoanisole by *n*BuLi in THF/hexane followed by treatment with methoxysilane **2-VII** gave silylated bromoarene **17** in moderate yield. The second halogen–lithium exchange from **17** cleanly gave the corresponding aryl–lithium species, which was subjected to the subsequent addition to benzaldehyde to provide benzylic alcohol **18**. Finally, **18** underwent Hiyama–Denmark cross-coupling without the protection of the hydroxy group to furnish the target molecule **19** in 69% yield in only three overall steps, which is shorter than the known four-step synthesis^{42b} from the commercially available starting material. Of note, the diaryl methanol moiety survived

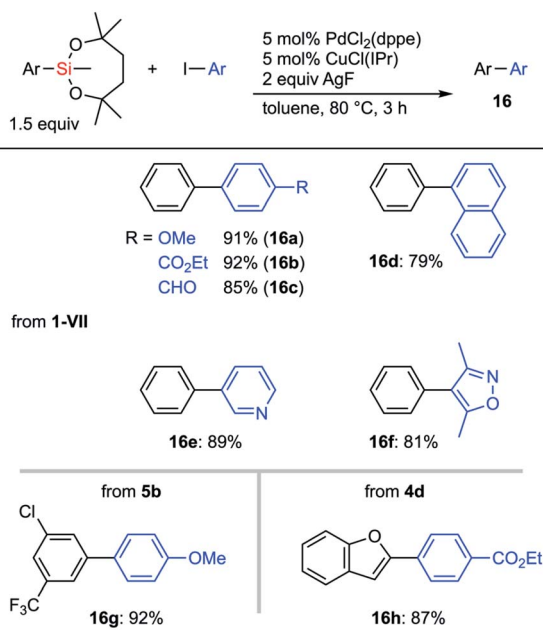


Scheme 10 3-Step synthesis of the BET bromodomain inhibitor **19**.

the cross-coupling reaction without forming any ketone product. Analogs of **19** could be easily prepared by simply changing aldehydes or aryl halides, which makes the current convergent synthetic scheme of **19** advantageous toward further derivatization of this bioactive molecule.

Conclusions

Ideal organometallic units for modular multistep syntheses are required to be generally stable, and when desired, they should be easily activated for reactions. Boronic acid derivatives have dominated such chemistry and silyl functionalities have been less utilized despite their potential. In the current study, we searched for silyl groups that are suitable for multistep syntheses and have revealed that the 7-membered dialkoxysilyl group **VII** shows outstanding stability among a series of alkoxy-silyl groups. The dioxasilepanyl group **VII** was also found to be a good organometallic unit for various transformations, which makes this silyl group an ideal functional group for multistep synthesis. The stability of **VII** was estimated both experimentally and theoretically to gain the insight that **VII** is not only kinetically protected by its steric hindrance but also thermodynamically stabilized by the 7-membered structure. Silyl groups **VII** on aryl rings are stable and can survive strong nucleophiles such as LiAlH₄ and organolithiums that are not usually compatible with conventional alkoxy-silyl groups. **VII** could be easily installed onto functionalized arenes by using new silyl sources methoxysilane **2-VII** and hydrosilane **3-VII**, which could be easily prepared on a large scale and handled without particular care. Under specifically designed conditions, arenes bearing **VII** were found to be applicable to various transformations that cleave an aryl–Si bond. The advantages of such properties of **VII** were demonstrated in the synthesis of a bioactive molecule in short steps. Thus, the silyl group **VII** has unveiled a new flexible synthetic strategy that allows the introduction and transformation of the silyl group in any stage of the synthesis.



Scheme 9 Hiyama–Denmark cross-coupling of various iodoarenes with phenylsilanes.



Author contributions

J. S. and H. S. conceived the project. J. S. and H. Y. directed the research. H. S. performed the experiments and computational studies. H. S. and J. S. composed the manuscript and the ESI section.† All authors contributed to the editing.

Conflicts of interest

There are no conflicts to declare.

Acknowledgements

This work was supported by JSPS KAKENHI Grant Numbers JP18J22838, JP19H00895, and JS21H01934 and partly by JST CREST Grant Number JPMJCR19R4, Japan. H. S. acknowledges a JSPS Predoctoral Fellowship. H. S. deeply thanks Prof. Dr Satoshi Maeda and Dr Yosuke Sumiya for instructing him on how to use the GRRM17 program. J. S. acknowledges the support by The Sumitomo Foundation.

Notes and references

- (a) *Organometallics in Synthesis*, ed. M. Schlosser, Wiley, Hoboken, NJ, 2013; (b) *Handbook of Functionalized Organometallics*, ed. P. Knochel, Wiley, Weinheim, 2005.
- (a) A. Suzuki and H. C. Brown, *Organic Syntheses Via Boranes*, Aldrich Chemical Company, Milwaukee, WI, 2003, vol. 3; (b) N. Miyaura, in *Metal-Catalyzed Cross-Coupling Reactions*, ed. A. de Meijere and F. Diederich, Wiley-VCH, Weinheim, Germany, 2nd edn, 2004; (c) *Boronic Acids*, ed. D. G. Hall, Wiley-VCH, Weinheim, Germany, 2nd edn, 2011; (d) *Applied Cross-Coupling Reactions*, ed. Y. Nishihara, Springer, Heidelberg, Germany, 2013; (e) H.-Y. Sun and D. G. Hall, in *Synthesis and Application of Organoboron Compounds*, ed. E. Fernandez and A. Whiting, Springer, Heidelberg, Germany, 2015, p. 221.
- (a) E. P. Gillis and M. D. Burke, *J. Am. Chem. Soc.*, 2007, **129**, 6716; (b) E. P. Gillis and M. D. Burke, *Aldrichimica Acta*, 2009, **42**, 17; (c) J. Li, A. S. Grillo and M. D. Burke, *Acc. Chem. Res.*, 2015, **48**, 2297; (d) A. M. Kelly, P.-J. Chen, J. Klubnick, D. J. Blair and M. D. Burke, *Org. Lett.*, 2020, **22**, 9408.
- (a) H. Noguchi, K. Hojo and M. Suginome, *J. Am. Chem. Soc.*, 2007, **129**, 758; (b) H. Noguchi, T. Shioda, C.-M. Chou and M. Suginome, *Org. Lett.*, 2008, **10**, 377; (c) N. Iwadate and M. Suginome, *Chem. Lett.*, 2010, **39**, 558; (d) T. Yamamoto, A. Ishibashi, M. Koyanagi, H. Ihara, N. Eichenauer and M. Suginome, *Bull. Chem. Soc. Jpn.*, 2017, **90**, 604.
- (a) H. Yoshida, M. Seki, S. Kamio, H. Tanaka, Y. Izumi, J. Li, I. Osaka, M. Abe, H. Andoh, T. Yajima, T. Tani and T. Tsuchimoto, *ACS Catal.*, 2020, **10**, 346; (b) Y. Mutoh, K. Yamamoto and S. Saito, *ACS Catal.*, 2020, **10**, 352.
- (a) N. Konami, K. Matsuoka, T. Yoshino and S. Matsunaga, *Synthesis*, 2018, **50**, 2067; (b) C. Fricke, A. Dahiya, W. B. Reid and F. Schoenebeck, *ACS Catal.*, 2019, **9**, 9231; (c) C. Fricke, K. Deckers and F. Schoenebeck, *Angew. Chem., Int. Ed.*, 2020, **132**, 18876; (d) G. J. Sherborne, A. G. Gevondian, I. Funes-Ardoiz, A. Dahiya, C. Fricke and F. Schoenebeck, *Angew. Chem., Int. Ed.*, 2020, **59**, 15543; (e) C. Fricke and F. Schoenebeck, *Acc. Chem. Res.*, 2020, **53**, 2715.
- (a) *Organosilicon Chemistry*, ed. T. Hiyama and M. Oestreich, Wiley-VCH, Weinheim, 2019; (b) T. Hiyama, in *Organometallics in Synthesis Third Manual*, ed. M. Schlosser, Wiley, Hoboken, 2013, p. 373; (c) *Science of Synthesis*, ed. I. Fleming, Thieme, Stuttgart, 2002, vol. 4; (d) M. A. Brook, in *Silicon in Organic, Organometallic, and Polymer Chemistry*, Wiley, New York, 2000; (e) *Organosilicon Chemistry Set: From Molecules to Materials*, ed. N. Auner and J. Weis, Wiley-VCH, Weinheim, 1994–2005.
- (a) S. E. Denmark and J. Y. Choi, *J. Am. Chem. Soc.*, 1999, **121**, 5821; (b) K. Itami, T. Nokami and J. Yoshida, *J. Am. Chem. Soc.*, 2001, **123**, 5600; (c) K. Hosoi, K. Nozaki and T. Hiyama, *Chem. Lett.*, 2002, **31**, 138; (d) B. M. Trost, M. R. Machacek and Z. T. Ball, *Org. Lett.*, 2003, **5**, 1895.
- (a) F. Lerouge, G. Cerveau and R. J. P. Corriu, *New J. Chem.*, 2006, **30**, 272; (b) T. Iwai, R. Tanaka, T. Harada and M. Sawamura, *Chem.-Eur. J.*, 2014, **20**, 1057; (c) L. Li and N. Navasero, *Org. Lett.*, 2004, **6**, 3091.
- (a) Y. Nakao, H. Imanaka, A. K. Sahoo, A. Yada and T. Hiyama, *J. Am. Chem. Soc.*, 2005, **127**, 6952; (b) Y. Nakao, A. K. Sahoo, A. Yada, J. Chen and T. Hiyama, *Sci. Technol. Adv. Mater.*, 2006, **7**, 536; (c) Y. Nakao, M. Takeda, T. Matsumoto and T. Hiyama, *Angew. Chem., Int. Ed.*, 2010, **49**, 4447; (d) Y. Nakao, J. Chen, M. Tanaka and T. Hiyama, *J. Am. Chem. Soc.*, 2007, **129**, 11694; (e) Y. Minami, K. Shimizu, C. Tsuruoka, T. Komiyama and T. Hiyama, *Chem. Lett.*, 2014, **43**, 201; (f) Y. Nakao and T. Hiyama, *J. Synth. Org. Chem., Jpn.*, 2011, **69**, 1221.
- (a) T. Shimada, K. Aoki, Y. Shinoda, T. Nakamura, N. Tokunaga, S. Inagaki and T. Hayashi, *J. Am. Chem. Soc.*, 2003, **125**, 4688; (b) Y. Maegawa, M. Waki, A. Umamoto, T. Shimada and S. Inagaki, *Tetrahedron*, 2013, **69**, 5312; (c) M. P. Kapoor, S. Inagaki, S. Ikeda, K. Kakiuchi, M. Suda and T. Shimada, *J. Am. Chem. Soc.*, 2005, **127**, 8174.
- (a) C. Cheng and J. F. Hartwig, *Science*, 2014, **343**, 853; (b) J. Morstein, H. Hou, C. Cheng and J. F. Hartwig, *Angew. Chem., Int. Ed.*, 2016, **55**, 8054; (c) J. Morstein, E. D. Kalkman, C. Bold, C. Cheng and J. F. Hartwig, *Org. Lett.*, 2016, **18**, 5244.
- C. N. Foley and J. L. Leighton, *Org. Lett.*, 2015, **17**, 5858.
- We also attempted the synthesis of phenylsilanes **1** bearing a 5-membered pinacolatossilyl group or 8-membered dioxasilocanyl group. Disappointingly, the pinacolatossilyl group that formed in the synthesis instantly decomposed upon contact with water. In contrast, the dioxasilocanyl moiety on **1** was not observed under the current synthetic conditions.
- S. Maeda, Y. Harabuchi, Y. Sumiya, M. Takagi, K. Suzuki, M. Hatanaka, Y. Osada, T. Taketsugu, K. Morokuma and K. Ohno, *GRRM17*, http://iqce.jp/GRRM/index_e.shtml, 1 Aug, 2018.
- (a) S. Maeda, K. Ohno and K. Morokuma, *Phys. Chem. Chem. Phys.*, 2013, **15**, 3683; (b) S. Maeda, Y. Harabuchi, M. Takagi,



- K. Saita, K. Suzuki, T. Ichino, Y. Sumiya, K. Sugiyama and Y. Ono, *J. Comput. Chem.*, 2018, **39**, 233.
- 17 J.-D. Chai and M. Head-Gordon, *Phys. Chem. Chem. Phys.*, 2008, **10**, 6615.
- 18 E. Papajak, J. Zheng, X. Xu, H. R. Leverentz and D. G. Truhlar, *J. Chem. Theory Comput.*, 2011, **7**, 3027.
- 19 A. V. Marenich, C. J. Cramer and D. G. Truhlar, *J. Phys. Chem. B*, 2009, **113**, 6378.
- 20 These differences in ΔG values are not directly reflected in the empirically observed reaction rates of the decomposition of alkoxysilyl groups because this reaction consists of the initial nucleophilic attack of the silicon centre followed by the elimination of alkoxide. Despite the difficulties in the detailed computation of all transition states of the two consequential reactions, the formation of silicate is thermodynamically uphill in all three cases. Thus, based on Hammond's postulate, the order of activation barriers of nucleophilic attack was presumed to be proportional to the order of energies to form silicates.
- 21 K. B. Wiberg, *J. Org. Chem.*, 2003, **68**, 9322.
- 22 A. Roushanbakhti, Y. Liu, P. C. M. Winship, M. J. Tucker, W. M. Akhtar, D. S. Walter, G. Wrigley and T. J. Donohoe, *Angew. Chem., Int. Ed.*, 2017, **56**, 14883.
- 23 (a) A. Poater, F. Ragone, S. Giudice, C. Costabile, R. Dorta, S. P. Nolan and L. Cavallo, *Organometallics*, 2008, **27**, 2679; (b) L. Falivene, Z. Cao, A. Petta, L. Serra, A. Poater, R. Oliva, V. Scarano and L. Cavallo, *Nat. Chem.*, 2019, **11**, 872; (c) A. Poater, B. Cosenza, A. Correa, S. Giudice, F. Ragone, V. Scarano and L. Cavallo, *Eur. J. Inorg. Chem.*, 2009, 1759.
- 24 A selective ligand transfer reaction that capitalizes on the stability and the bulkiness of the dioxasilepanyl skeleton has been reported: T. Ikeuchi, K. Hirano and M. Uchiyama, *J. Am. Chem. Soc.*, 2021, **143**, 4879.
- 25 A. A. Toutov, K. N. Betz, M. C. Haibach, A. M. Romine and R. H. Grubbs, *Org. Lett.*, 2016, **18**, 5776.
- 26 (a) C. Cheng and J. F. Hartwig, *Chem. Rev.*, 2015, **115**, 8946; (b) Y. Yang and C. Wang, *Sci. China: Chem.*, 2015, **58**, 1266.
- 27 (a) C. Cheng and J. F. Hartwig, *J. Am. Chem. Soc.*, 2015, **137**, 592; (b) C. Karmel, Z. Chen and J. F. Hartwig, *J. Am. Chem. Soc.*, 2019, **141**, 7063; (c) C. Karmel and J. F. Hartwig, *J. Am. Chem. Soc.*, 2020, **142**, 10494.
- 28 For related work on non-directed C–H silylations with hydrosilanes, (a) Y. Minami, T. Komiyama and T. Hiyama, *Chem. Lett.*, 2015, **44**, 1065; (b) M. Murai, K. Takami and K. Takai, *Chem.–Eur. J.*, 2015, **21**, 4566.
- 29 Monohydrosilanes are known to hardly undergo dehydrogenative homo-coupling of hydrosilanes. Actually, di- and triethoxyhydrosilanes we tested did not give the corresponding disilanes under our C–H silylation conditions. The exact reasons of the different reactivities toward C–H silylation among hydrosilanes are not clear in the current study. For details of dehydrogenative formation of disilanes from hydrosilanes, (a) K. A. Brown-Wensley, *Organometallics*, 1987, **6**, 1590; (b) L. Rosenberg, C. W. Davis and J. Yao, *J. Am. Chem. Soc.*, 2001, **123**, 5120.
- 30 P. Gigler, W. A. Herrmann and F. E. Kühn, *Synthesis*, 2010, 1431.
- 31 A. De Mico, R. Margarita, L. Parlanti, A. Vescovi and G. Piancatelli, *J. Org. Chem.*, 1997, **62**, 6974.
- 32 (a) R. F. Borch, M. D. Bernstein and H. D. Durst, *J. Am. Chem. Soc.*, 1971, **93**, 2897; (b) A. F. Abdel-Magid, C. A. Maryanoff and K. G. Carson, *Tetrahedron Lett.*, 1990, **31**, 5595.
- 33 D. Maiti, B. P. Fors, J. L. Henderson, Y. Nakamura and S. L. Buchwald, *Chem. Sci.*, 2011, **2**, 57.
- 34 T. Ishiyama, M. Murata and N. Miyaura, *J. Org. Chem.*, 1995, **60**, 7508.
- 35 T. E. Barder, S. D. Walker, J. R. Martinelli and S. L. Buchwald, *J. Am. Chem. Soc.*, 2005, **127**, 4685.
- 36 K. Matsubara, K. Ueno and Y. Shibata, *Organometallics*, 2006, **25**, 3422.
- 37 (a) K. Tamao, N. Ishida, T. Tanaka and M. Kumada, *Organometallics*, 1983, **2**, 1694; (b) I. Fleming, R. Henning and H. Plaut, *J. Chem. Soc., Chem. Commun.*, 1984, 29.
- 38 (a) J. H. Smitrovich and K. A. Woerpel, *J. Org. Chem.*, 1996, **61**, 6044; (b) A. Kuznetsov and V. Gevorgyan, *Org. Lett.*, 2012, **14**, 914.
- 39 (a) Y. Hatanaka and T. Hiyama, *Synlett*, 1991, 845; (b) T. Hiyama, *J. Organomet. Chem.*, 2002, **653**, 58; (c) Y. Nakao and T. Hiyama, *Chem. Soc. Rev.*, 2011, **40**, 4893; (d) S. E. Denmark and R. F. Sweis, *Acc. Chem. Res.*, 2002, **35**, 835.
- 40 M. E. Mowery and P. DeShong, *J. Org. Chem.*, 1999, **64**, 1684.
- 41 (a) H.-Q. Luo and W. Dong, *Synth. Commun.*, 2013, **43**, 2733; (b) R. Müller, M. Dressler and C. Dathe, *J. Prakt. Chem.*, 1970, **312**, 150; (c) K. Tamao, H. Matsumoto, T. Kakui and M. Kumada, *Tetrahedron Lett.*, 1979, **20**, 1137.
- 42 (a) D. S. Hewings, O. Fedorov, P. Filippakopoulos, S. Martin, S. Picaud, A. Tumber, C. Wells, M. M. Olcina, K. Freeman, A. Gill, A. J. Ritchie, D. W. Sheppard, A. J. Russell, E. M. Hammond, S. Knapp, P. E. Brennan and S. J. Conway, *J. Med. Chem.*, 2013, **56**, 3217; (b) C. P. Seath, J. W. B. Fyfe, J. J. Molloy and A. J. B. Watson, *Angew. Chem., Int. Ed.*, 2015, **54**, 9976; (c) C. W. Muir, J. C. Vantourout, A. Isidro-Llobet, S. J. F. Macdonald and A. J. B. Watson, *Org. Lett.*, 2015, **17**, 6030; (d) L. E. Jennings, M. Schiedel, D. S. Hewings, S. Picaud, C. M. C. Laurin, P. A. Bruno, J. P. Bluck, A. R. Scoria, L. See, J. K. Reynolds, M. Moroglu, I. N. Mistry, A. Hicks, P. Guzanov, J. Clayton, C. N. G. Evans, G. Stazi, P. C. Biggin, A. K. Mapp, E. M. Hammond, P. G. Humphreys, P. Filippakopoulos and S. J. Conway, *Bioorg. Med. Chem.*, 2018, **26**, 2937.

