

Cite this: *Chem. Sci.*, 2021, 12, 9162

All publication charges for this article have been paid for by the Royal Society of Chemistry

# Direct synthesis of pentasubstituted pyrroles and hexasubstituted pyrrolines from propargyl sulfonamides and allenamides†

Changqing Ye,†<sup>a</sup> Yihang Jiao,†<sup>a</sup> Mong-Feng Chiou,<sup>a</sup> Yajun Li <sup>a</sup> and Hongli Bao <sup>\*ab</sup>

Multisubstituted pyrroles are important fragments that appear in many bioactive small molecule scaffolds. Efficient synthesis of multisubstituted pyrroles with different substituents from easily accessible starting materials is challenging. Herein, we describe a metal-free method for the preparation of pentasubstituted pyrroles and hexasubstituted pyrrolines with different substituents and a free amino group by a base-promoted cascade addition–cyclization of propargylamides or allenamides with trimethylsilyl cyanide. This method would complement previous methods and support expansion of the toolbox for the synthesis of valuable, but previously inaccessible, highly substituted pyrroles and pyrrolines. Mechanistic studies to elucidate the reaction pathway have been conducted.

Received 14th April 2021  
Accepted 5th June 2021

DOI: 10.1039/d1sc02090k

rsc.li/chemical-science

Pyrroles are molecules of great interest in a variety of compounds including pharmaceuticals, natural products and other materials. Pyrrole fragments for example are key motifs in bioactive natural molecules, forming the subunit of heme, chlorophyll and bile pigments, and are also found in many clinical drugs, including those in Fig. 1a.<sup>1</sup> Although many classical methods of pyrrole synthesis, including the Paal-Knorr condensation,<sup>2</sup> the Knorr reaction,<sup>3</sup> the Hantzsch reaction,<sup>4</sup> transition metal-catalyzed reactions,<sup>5</sup> and multicomponent coupling reactions,<sup>6</sup> have been developed over many years, the efficient synthesis of multisubstituted pyrroles is still challenging. In condensation syntheses of pyrroles, the major problems lie in the extended syntheses of complex precursors and limited substitution patterns that are allowed. Multicomponent reactions are superior when building pyrrole core structures with more substituents. Among these, the [2+2+1] cycloaddition reaction of alkynes and primary amines is attractive because of the readily available alkyne and amine substrates and the ability to construct fully substituted pyrroles.<sup>7</sup> However, with the exception of some rare examples,<sup>8</sup> most [2+2+1] cycloaddition reactions afford pyrroles with two or more identical substituents. The synthesis of multisubstituted

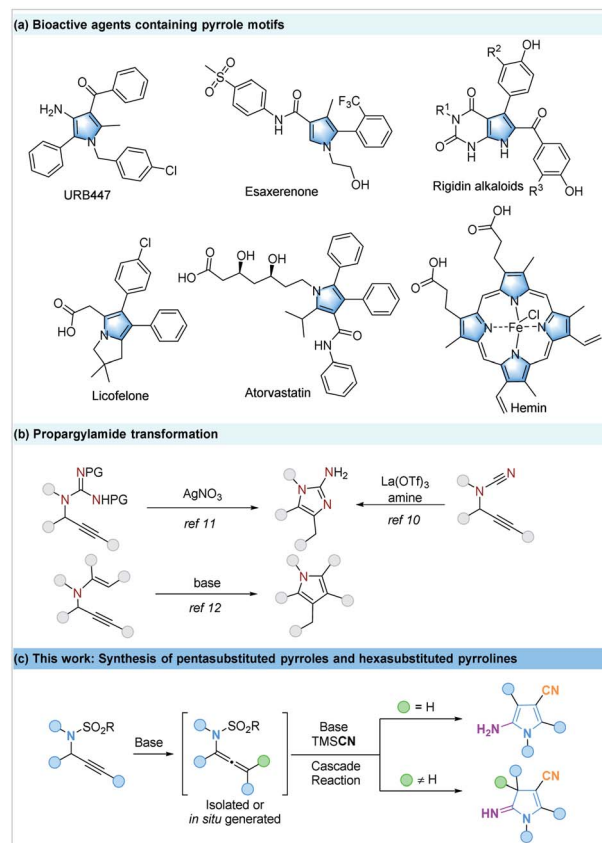


Fig. 1 Previous reports and this work on propargylamides transformation.

<sup>a</sup>Key Laboratory of Coal to Ethylene Glycol and Its Related Technology, State Key Laboratory of Structural Chemistry, Center for Excellence in Molecular Synthesis, Fujian Institute of Research on the Structure of Matter, Chinese Academy of Sciences, 155 Yangqiao Road West, Fuzhou, Fujian 350002, People's Republic of China. E-mail: hlbao@fjirsm.ac.cn

<sup>b</sup>University of Chinese Academy of Sciences, Beijing 100049, People's Republic of China

† Electronic supplementary information (ESI) available. CCDC 2024921 and 2024922. For ESI and crystallographic data in CIF or other electronic format see DOI: 10.1039/d1sc02090k

‡ These two authors contributed equally.

pyrroles with all different substituents from simple starting materials therefore remains a major challenge.

Easily accessible propargylamides are classical, privileged building blocks broadly utilized for the synthesis of a large variety of heterocyclic molecules such as pyrroles, pyridines, thiazoles, oxazoles and other relevant organic frameworks.<sup>9</sup> For example, Looper<sup>10</sup> *et al.* reported the synthesis of 2-aminoimidazoles from propargyl cyanamides and Eycken<sup>11</sup> reported a method starting from propargyl guanidines which undergo a 5-*exo*-dig heterocyclization as shown in Fig. 1b. Subsequently, Wan<sup>12</sup> *et al.* revealed the cyclization of *N*-alkenyl propargyl sulfonamides into pyrroles *via* sulfonyl migration. Inspired by these transformations and multi-substituted pyrrole synthesis, we report herein a direct synthesis of pentasubstituted pyrroles and hexasubstituted pyrrolines with all different substituents from propargyl sulfonamides and allenamides.

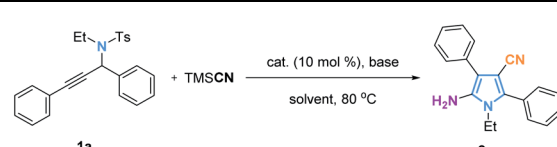
Previously, Zhu,<sup>13</sup> Ji<sup>14</sup> and Qiu<sup>13b,15</sup> reported efficient syntheses of 2-aminopyrroles from isocyanides. Ye<sup>16</sup> and Huang<sup>17</sup> independently developed gold-catalyzed syntheses of 2-amino-pentasubstituted pyrroles with ynamides. Despite the many advantages of these methods, they all afford protected amines, rather than free amines. The deprotection of these amines may cause problems in further transformations of the products. Our method delivers pyrroles with an unprotected free amino group and are often complementary to the previously well-developed classical methods.

Initially, the cyclization reaction of *N*-(1,3-diphenylprop-2-yn-1-yl)-*N*-ethylbenzenesulfonamide (**1a**) with trimethylsilyl cyanide (TMSCN) was carried out with Ni(PPh<sub>3</sub>)<sub>2</sub>Cl<sub>2</sub> as a catalyst,

a base (Cs<sub>2</sub>CO<sub>3</sub>) and DMF as a solvent. Different metal catalysts, such as Ni(PPh<sub>3</sub>)<sub>2</sub>Cl<sub>2</sub>, Pd(OAc)<sub>2</sub>, Cu(OAc)<sub>2</sub>, and Co(OAc)<sub>2</sub> provided the desired product with similar yields (Table 1, entries 1–4), suggesting that this reaction probably does not benefit from a metal catalyst. The reaction without any metal catalyst was conducted and as suspected, the same yield of **2a** was obtained (Table 1, entry 5). In order to further optimize the reaction conditions, different bases, such as KF, K<sub>3</sub>PO<sub>4</sub>, K<sub>2</sub>CO<sub>3</sub>, KOH, KO<sup>t</sup>Bu, and Et<sub>3</sub>N were investigated but failed to deliver a better result (Table 1, entries 6–11). Screening of solvents indicated that DMF is optimal for this transformation (Table 1, entries 12–16).

With the optimal reaction conditions in hand, we investigated the scope of this reaction. As shown in Fig. 2, the transformation tolerates a broad variety of substituted propargylamides (**1**). The R<sup>1</sup> group could be an aryl group containing either electron-donating groups or electron-withdrawing groups, and the corresponding products (**2b–2h**) were obtained in yields of 62–80%. The substituent R<sup>1</sup> could also be an alkyl group such as 1-hexyl in which case the reaction

Table 1 Optimization of the reaction conditions<sup>a</sup>



Entry	Cat.	Base	Solvent	Yield
1	Ni(PPh <sub>3</sub> ) <sub>2</sub> Cl <sub>2</sub>	Cs <sub>2</sub> CO <sub>3</sub>	DMF	67%
2	Pd(OAc) <sub>2</sub>	Cs <sub>2</sub> CO <sub>3</sub>	DMF	65%
3	Cu(OAc) <sub>2</sub>	Cs <sub>2</sub> CO <sub>3</sub>	DMF	65%
4	Co(OAc) <sub>2</sub>	Cs <sub>2</sub> CO <sub>3</sub>	DMF	63%
5		Cs <sub>2</sub> CO <sub>3</sub>	DMF	65%
6		KF	DMF	Trace
7		K <sub>3</sub> PO <sub>4</sub>	DMF	Trace
8		K <sub>2</sub> CO <sub>3</sub>	DMF	48%
9		KOH	DMF	52%
10		KO <sup>t</sup> Bu	DMF	46%
11		Et <sub>3</sub> N	DMF	Trace
12		Cs <sub>2</sub> CO <sub>3</sub>	CH <sub>3</sub> CN	18%
13		Cs <sub>2</sub> CO <sub>3</sub>	DME	23%
14		Cs <sub>2</sub> CO <sub>3</sub>	Toluene	Trace
15		Cs <sub>2</sub> CO <sub>3</sub>	DCE	Trace
16		Cs <sub>2</sub> CO <sub>3</sub>	Dioxane	Trace

<sup>a</sup> Reaction conditions: **1a** (0.1 mmol, 1 equiv.), TMSCN (0.3 mmol, 3 equiv.), cat. (0 or 10 mol%), base (0.3 mmol, 3 equiv.) and solvent (1 mL), at 80 °C for 10 h; isolated yield.

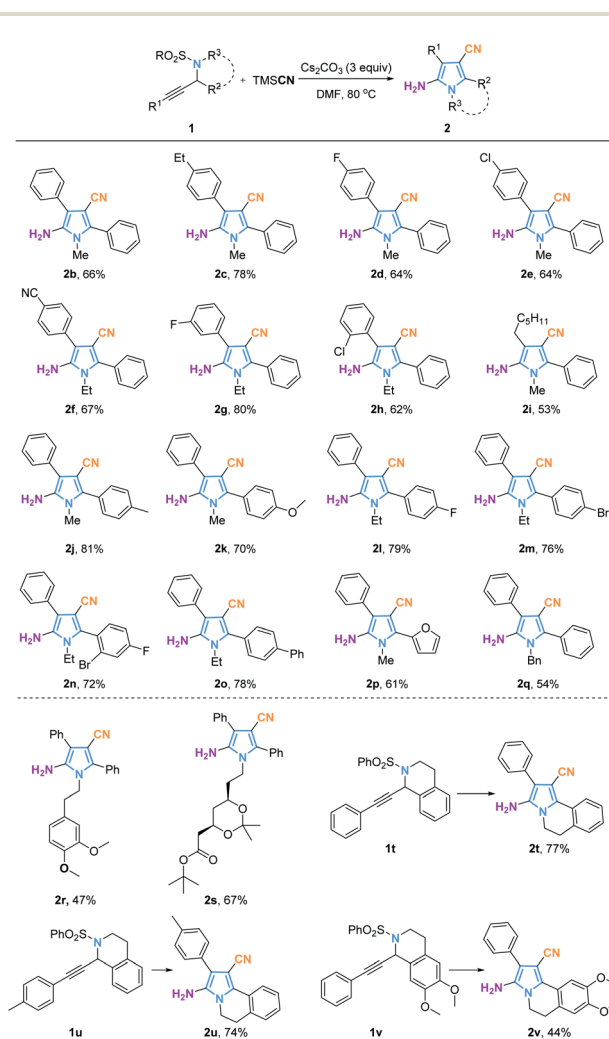


Fig. 2 Substrate scope of propargylamides. Reaction conditions: **1** (0.20 mmol, 1 equiv.), TMSCN (0.60 mmol, 3 equiv.), Cs<sub>2</sub>CO<sub>3</sub> (0.60 mmol, 3 equiv.) and DMF (2 mL), at 80 °C for 10 h; isolated yield.



provided the corresponding pyrrole (**2i**) in 53% yield. Exploration of the  $R^2$  substituent was also conducted. Electron-rich and electron-deficient substituents in the aromatic ring of  $R^2$  gave the desired products (**2j–2o**) with yields of 70–81%. The product bearing a furyl group (**2p**) can be produced in 61% yield. However, when  $R^2$  group is an aliphatic group, the reaction failed to provide the desired product. Substituent groups  $R^3$ , such as benzyl (**2q**) or 3,4-dimethoxyphenylethyl (**2r**) were also compatible in the reaction, providing the corresponding products in moderate yields. Significantly, this method has the potential to produce core structures (for example **2s**) similar to that in Atorvastatin. Interestingly, when alkynyl substituted isoquinolines (**1t–1v**) were used as the substrates, the reactions smoothly afforded fused pyrrolo[2,1- $\alpha$ ]isoquinoline derivatives (**2t–2v**), members of a class of compounds that are found widely in marine alkaloids and exhibit anticancer and antiviral activity.<sup>18</sup>

Allenes are key intermediates in the synthesis of many complex molecules.<sup>19</sup> As a subtype of allenes, allenamines are also useful as reaction intermediates.<sup>20</sup> Although the transformation of allenamides to multisubstituted pyrroles has not been previously recorded, this reaction probably goes through



Fig. 3 Synthesis of substituted pyrroles from allenes.

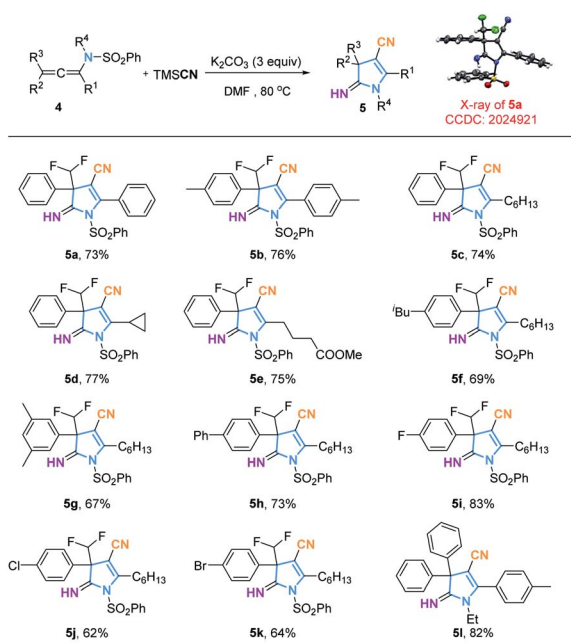


Fig. 4 Substrate scope of tetrasubstituted allenamides. Reaction conditions: **4** (0.10 mmol, 1 equiv.), TMSCN (0.30 mmol, 3 equiv.),  $K_2CO_3$  (0.30 mmol, 3 equiv.) and DMF (1 mL), at 80 °C for 10 h, isolated yield.

the allenamide intermediates which can be derived from propargyl sulfonamides under basic conditions. To verify this hypothesis, the trisubstituted allenamide (**3**) was synthesized and subjected to the standard reaction conditions. A pyrrole (**2a**) was isolated in 82% yield from this reaction (Fig. 3). This result confirmed our assumption and raised a new question: is it possible to build hexasubstituted pyrrolines from tetrasubstituted allenamides? A range of tetrasubstituted allenamides<sup>21</sup> was tested under the standard reaction conditions, and the hexasubstituted pyrrolines were obtained as is shown

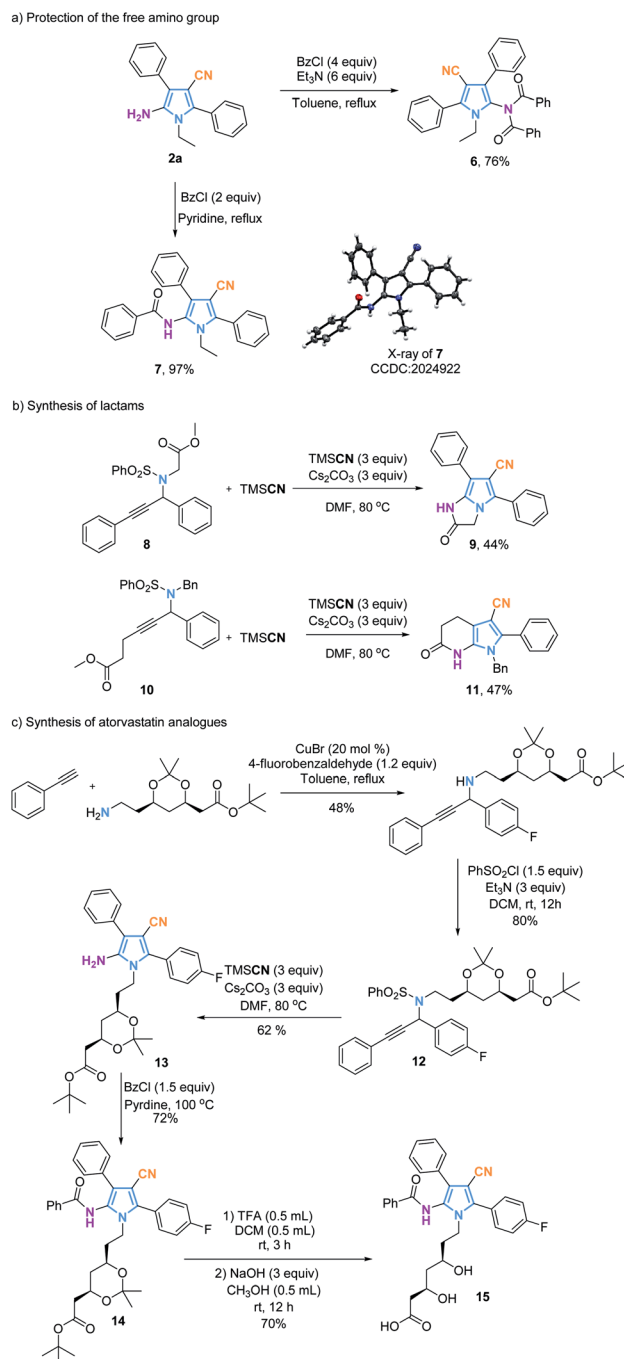


Fig. 5 Synthetic applications.



in Fig. 4. The  $R^1$  group could be an aryl substituent or an alkyl chain, and the corresponding products (**5a–5e**) were obtained with good yields. Various aryl groups with either electron-donating groups or electron-withdrawing groups in the aromatic ring of  $R^2$  provided the desired products (**5f–5k**) in 62–83% yields. In addition, the difluoromethyl group can also be replaced by a phenyl group, and the reaction provided the corresponding product **5l** in 82% yield. It is worth noting that these pyrroline products are not easily accessible from other methods.

Some synthetic applications of this method are shown in Fig. 5. The amide is a naturally occurring and ubiquitous functional group. When using benzoyl chloride to protect the free amino group of the fully-substituted pyrrole (**2a**), a bis-benzoyl amide (**6**) was obtained in the presence of a base, triethylamine while the monobenzoyl protected amide (**7**) was obtained in the presence of pyridine as the base (Fig. 5a). This method also provides a straightforward approach to pyrrole fused lactam structures (Fig. 5b). For examples, a five-membered lactam and a six-membered lactam were generated separately in a one pot reaction, directly from, (**8** and **10**), respectively. Taking advantage of this method, an analogue of

the drug Atorvastatin was synthesized in 5 steps (Fig. 5c), demonstrating the synthetic value of the reaction.

Mechanistic experiments were performed (Fig. 6) to explore the mechanism of the reaction. When 3 equivalents of TEMPO were added, the reaction was not inhibited and the desired product (**2a**) was formed in 62% yield (Fig. 6a). This result suggested that the reaction might not involve a radical process. To probe the reaction further, a kinetic study was conducted (Fig. 6b). According to this study, the propargylamide (**1a**) was completely converted to an allenamide (**3a**) in 10 min under the standard conditions. The multi-substituted pyrrole (**2a**) was then gradually produced from the intermediate allenamide and no other reaction intermediates were observed or identified. On the other hand, DFT calculations of substrates **3b** and **4a** were carried out at the B3LYP-D3(SMD)/Def2-TZVP//B3LYP-D3/Def2-SVP level of theory to identify the natural bond orbital (NBO) charges on the carbons of the allene moieties. NBO charges on the internal carbon in both **3b** and **4a** are 0.11 and 0.18, respectively (Fig. 6c) indicating that the nucleophilic addition of cyanide anion onto the internal carbon should be reasonable as opposed to its addition onto the terminal carbon. Pathways of the cyano addition to **3b** were also calculated (Fig. 6d). The

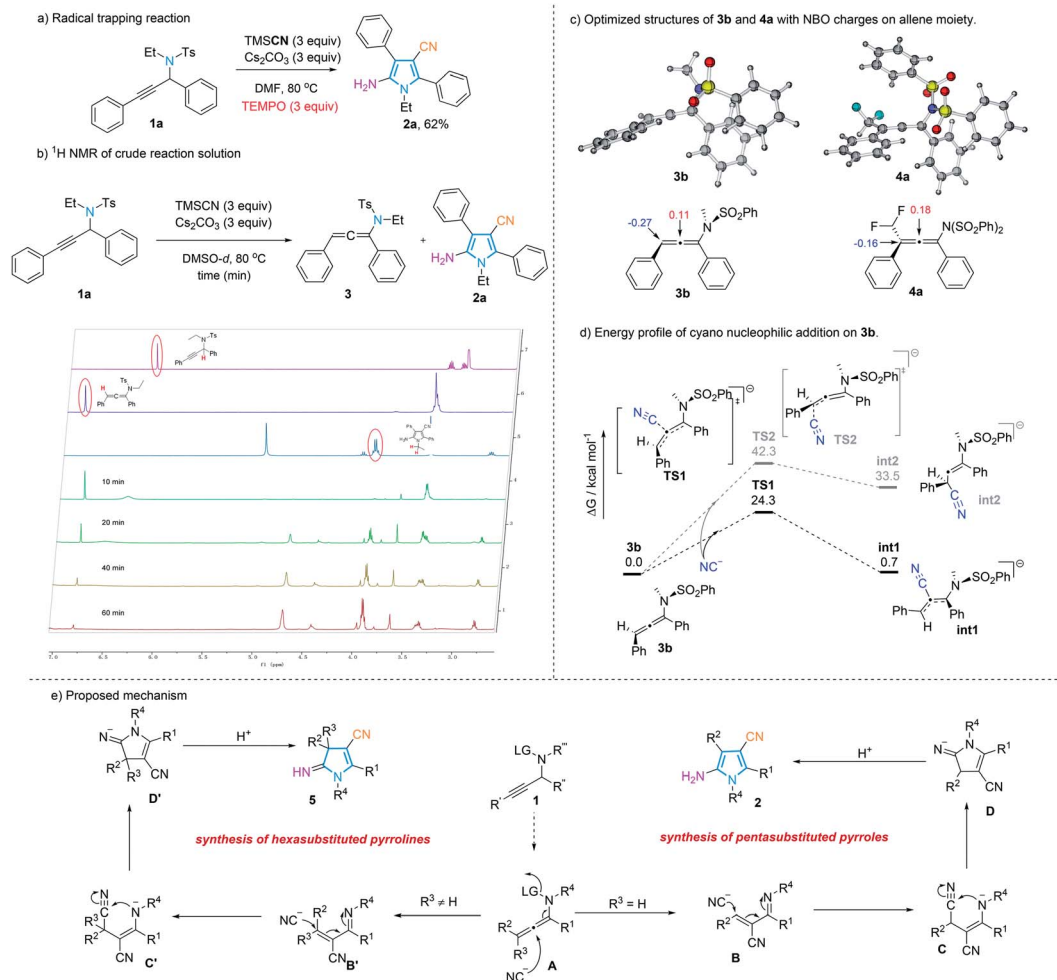


Fig. 6 Mechanistic studies and proposed mechanism.



transition state of cyano addition on the internal carbon (**TS1**), is indeed much lower than addition on the terminal carbon (**TS2**). The intermediate of internal carbon addition **int1**, is more stable than **int2**, implying that the internal carbon addition pathway is not only kinetically but also thermodynamically favoured.

Based on the results of these mechanistic studies, a plausible reaction mechanism for the synthesis of pentasubstituted pyrroles and hexasubstituted pyrrolines is proposed and is shown in Fig. 6e. First, under basic conditions, the propargylamide isomerizes to an intermediate allenamide (**A**), which can be attacked nucleophilically by the cyanide anion to afford an intermediate imine (**B**) with release of the sulfonyl group. Then, the second cyanide anion attacks the imine to form an intermediate (**C**), which can undergo cyclization and protonation to afford the fully substituted pyrrole (**2**). Similarly, the hexasubstituted pyrroline product (**5**) can be obtained from double nucleophilic attack of the intermediate (**A**) by the cyanide ion.

## Conclusions

In conclusion, we have developed a direct base-promoted synthesis of pentasubstituted pyrroles and hexasubstituted pyrrolines with all different substituents and a free amino group from propargylamides and allenamides with TMSCN. TMSCN serves as a C1 synthon for the construction of the pyrrole skeleton but also as a cyano group source. This method could complement the previously established classical methods.

## Data availability

The electronic supplementary information include experimental detail, computational data, NMR data, HRMS data and IR data.

## Author contributions

Y. J. and H. B. conceived the idea. C. Y. and Y. J. conducted the experiments and they contribute equally to this paper. M.-F. C. conducted the DFT calculation. C. Y., Y. J., and H. B. analyzed the data. C. Y., Y. L., and H. B. co-wrote the paper. All the authors discussed the results and commented on the manuscript.

## Conflicts of interest

There are no conflicts to declare.

## Acknowledgements

We thank Professor Daqiang Yuan from our institute for X-ray crystallography analysis. This work was supported by the National Key R&D Program of China (Grant No. 2017YFA0700103), the NSFC (Grant No. 21922112, 21871258, and 22001251), the Strategic Priority Research Program of the Chinese Academy of Sciences (Grant No. XDB20000000).

## Notes and references

- (a) B. D. Roth, *Prog. Med. Chem.*, 2002, **40**, 1; (b) V. Bhardwaj, D. Gumber, V. Abbot, S. Dhiman and P. Sharma, *RSC Adv.*, 2015, **5**, 15233; (c) A. Kirschning, M. Ries, S. Domann, W. Martin, W. Albrecht, P. Arnold and S. Laufer, *Bioorg. Med. Chem. Lett.*, 1997, **7**, 903; (d) J. LoVerme, A. Duranti, A. Tontini, G. Spadoni, M. Mor, S. Rivara, N. Stella, C. Xu, G. Tarzia and D. Piomelli, *Bioorg. Med. Chem. Lett.*, 2009, **19**, 639; (e) S. Ushiyama, T. Yamada, Y. Murakami, S.-i. Kumakura, S.-i. Inoue, K. Suzuki, A. Nakao, A. Kawara and T. Kimura, *Eur. J. Pharmacol.*, 2008, **578**, 76; (f) K. Arai, Y. Morikawa, N. Ubukata, H. Tsuruoka and T. Homma, *J. Pharmacol. Exp. Ther.*, 2016, **358**, 548.
- C. Paal, *Ber. Dtsch. Chem. Ges.*, 1885, **18**, 367.
- L. Knorr, *Ber. Dtsch. Chem. Ges.*, 1884, **17**, 1635.
- A. Hantzsch, *Ber. Dtsch. Chem. Ges.*, 1890, **23**, 1474.
- (a) A. V. Gulevich, A. S. Dudnik, N. Chernyak and V. Gevorgyan, *Chem. Rev.*, 2013, **113**, 3084; (b) Z. W. Gilbert, R. J. Hue and I. A. Tonks, *Nat. Chem.*, 2016, **8**, 63; (c) I. Nakamura and Y. Yamamoto, *Chem. Rev.*, 2004, **104**, 2127; (d) M. Gao, C. He, H. Chen, R. Bai, B. Cheng and A. Lei, *Angew. Chem., Int. Ed.*, 2013, **52**, 6958; (e) N. Yoshikai and Y. Wei, *Asian J. Org. Chem.*, 2013, **2**, 466; (f) M. Zhang, X. Fang, H. Neumann and M. Beller, *J. Am. Chem. Soc.*, 2013, **135**, 11384; (g) X. Li, M. Chen, X. Xie, N. Sun, S. Li and Y. Liu, *Org. Lett.*, 2015, **17**, 2984; (h) D. Andreou, M. G. Kallitsakis, E. Loukopoulos, C. Gabriel, G. E. Kostakis and I. N. Lykakis, *J. Org. Chem.*, 2018, **83**, 2104; (i) M.-B. Li, E. S. Grape and J.-E. Bäckvall, *ACS Catal.*, 2019, **9**, 5184; (j) F.-L. Hong, Y.-B. Chen, S.-H. Ye, G.-Y. Zhu, X.-Q. Zhu, X. Lu, R.-S. Liu and L.-W. Ye, *J. Am. Chem. Soc.*, 2020, **142**, 7618; (k) Y. Zhou, L. Zhou, L. T. Jesikiewicz, P. Liu and S. L. Buchwald, *J. Am. Chem. Soc.*, 2020, **142**, 9908; (l) M. P. Doyle, K. Dong, A. Humeidi, W. Griffith, H. Arman and X. Xu, *Angew. Chem., Int. Ed.*, 2021, **60**, 13394.
- (a) J. R. Chen, X. Q. Hu, L. Q. Lu and W. J. Xiao, *Acc. Chem. Res.*, 2016, **49**, 1911; (b) V. Estevez, M. Villacampa and J. C. Menendez, *Chem. Soc. Rev.*, 2014, **43**, 4633; (c) V. Estevez, M. Villacampa and J. C. Menendez, *Chem. Soc. Rev.*, 2010, **39**, 4402; (d) F. Bellina and R. Rossi, *Tetrahedron*, 2006, **62**, 7213; (e) J. Shen, G. Cheng and X. Cui, *Chem. Commun.*, 2013, **49**, 10641.
- (a) J. A. Malone, C. E. Toussel, F. R. Fronczek and R. Kartika, *Org. Lett.*, 2019, **21**, 3610; (b) K. Kawakita, E. P. Beaumier, Y. Kakiuchi, H. Tsurugi, I. A. Tonks and K. Mashima, *J. Am. Chem. Soc.*, 2019, **141**, 4194; (c) A. J. Pearce, X. Y. See and I. A. Tonks, *Chem. Commun.*, 2018, **54**, 6891; (d) K. Matsui, M. Shibuya and Y. Yamamoto, *Commun. Chem.*, 2018, **1**, 21; (e) Z. W. Davis-Gilbert, X. Wen, J. D. Goodpaster and I. A. Tonks, *J. Am. Chem. Soc.*, 2018, **140**, 7267; (f) H.-C. Chiu, X. Y. See and I. A. Tonks, *ACS Catal.*, 2018, **9**, 216; (g) W. Liu, H. Jiang and L. Huang, *Org. Lett.*, 2010, **12**, 312; (h) Q. Li, A. Fan, Z. Lu, Y. Cui, W. Lin and Y. Jia, *Org. Lett.*, 2010, **12**, 4066; (i) V. Cadierno,



- J. Gimeno and N. Nebra, *Chem.–Eur. J.*, 2007, **13**, 9973; (f) D. Suzuki, Y. Nobe, Y. Watai, R. Tanaka, Y. Takayama, F. Sato and H. Urabe, *J. Am. Chem. Soc.*, 2005, **127**, 7474; (k) R. Dhawan and B. A. Arndtsen, *J. Am. Chem. Soc.*, 2004, **126**, 468; (l) N. Chatani and T. Hanafusa, *J. Org. Chem.*, 1991, **56**, 2166; (m) X. Wan, D. Xing, Z. Fang, B. Li, F. Zhao, K. Zhang, L. Yang and Z. Shi, *J. Am. Chem. Soc.*, 2006, **128**, 12046; (n) C. V. Galliford, J. S. Martenson, C. Stern and K. A. Scheidt, *Chem. Commun.*, 2007, 631.
- 8 (a) Y. Cheng, C. K. Klein and I. A. Tonks, *Chem. Sci.*, 2020, **11**, 10236; (b) M. Schlegel, P. Coburger and C. Schneider, *Chem.–Eur. J.*, 2018, **24**, 14207; (c) D. Hong, Y. Zhu, Y. Li, X. Lin, P. Lu and Y. Wang, *Org. Lett.*, 2011, **13**, 4668; (d) J. S. Yadav, B. V. Subba Reddy, M. Srinivas, C. Divyavani, S. Jeelani Basha and A. V. S. Sarma, *J. Org. Chem.*, 2008, **73**, 3252.
- 9 (a) V. A. Peshkov, O. P. Pereshivko, A. A. Nechaev, A. A. Peshkov and E. V. Van der Eycken, *Chem. Soc. Rev.*, 2018, **47**, 3861; (b) K. Lauder, A. Toscani, N. Scalacci and D. Castagnolo, *Chem. Rev.*, 2017, **117**, 14091; (c) S.-H. Kim-Lee, I. Alonso, P. Mauleón, R. G. Arrayás and J. C. Carretero, *ACS Catal.*, 2018, **8**, 8993; (d) R. P. Singh, J. Das, M. Yousufuddin, D. Gout and C. J. Lovely, *Org. Lett.*, 2017, **19**, 4110; (e) O. P. Pereshivko, V. A. Peshkov, J. Jacobs, L. V. Meervelt and E. V. Van der Eycken, *Adv. Synth. Catal.*, 2013, **355**, 781; (f) Z. Jiang, P. Lu and Y. Wang, *Org. Lett.*, 2012, **14**, 6266; (g) H. Song, Y. Liu and Q. Wang, *Org. Lett.*, 2013, **15**, 3274; (h) G. Cheng, Y. Weng, X. Yang and X. Cui, *Org. Lett.*, 2015, **17**, 3790.
- 10 (a) R. L. Giles, J. D. Sullivan, A. M. Steiner and R. E. Looper, *Angew. Chem., Int. Ed.*, 2009, **48**, 3116; (b) R. L. Giles, R. A. Nkansah and R. E. Looper, *J. Org. Chem.*, 2010, **75**, 261.
- 11 D. S. Ermolat'ev, J. B. Bariwal, H. P. Steenackers, S. C. De Keersmaecker and E. V. Van der Eycken, *Angew. Chem., Int. Ed.*, 2010, **49**, 9465.
- 12 (a) Y. Zhao, H. Wang, X. Li, D. Wang, X. Xin and B. Wan, *Org. Biomol. Chem.*, 2016, **14**, 526; (b) X. Xin, H. Wang, X. Li, D. Wang and B. Wan, *Org. Lett.*, 2015, **17**, 3944; (c) X. Xin, D. Wang, X. Li and B. Wan, *Angew. Chem., Int. Ed.*, 2012, **51**, 1693.
- 13 (a) G. Qiu, Q. Wang and J. Zhu, *Org. Lett.*, 2017, **19**, 270; (b) P. Fontaine, G. Masson and J. Zhu, *Org. Lett.*, 2009, **11**, 1555.
- 14 X. Wang, X.-P. Xu, S.-Y. Wang, W. Zhou and S.-J. Ji, *Org. Lett.*, 2013, **15**, 4246.
- 15 D. Chen, Y. Shan, J. Li, J. You, X. Sun and G. Qiu, *Org. Lett.*, 2019, **21**, 4044.
- 16 A. H. Zhou, Q. He, C. Shu, Y. F. Yu, S. Liu, T. Zhao, W. Zhang, X. Lu and L. W. Ye, *Chem. Sci.*, 2015, **6**, 1265.
- 17 (a) L. Zhu, Y. Yu, Z. Mao and X. Huang, *Org. Lett.*, 2015, **17**, 30; (b) Y. Wu, L. Zhu, Y. Yu, X. Luo and X. Huang, *J. Org. Chem.*, 2015, **80**, 11407.
- 18 R. J. Andersen, D. J. Faulkner, C. H. He, G. D. Van Duyne and J. Clardy, *J. Am. Chem. Soc.*, 1985, **107**, 5492.
- 19 (a) S. Ma, *Acc. Chem. Res.*, 2009, **42**, 1679; (b) S. Yu and S. Ma, *Angew. Chem., Int. Ed.*, 2012, **51**, 3074; (c) J. Ye and S. Ma, *Acc. Chem. Res.*, 2014, **47**, 989.
- 20 (a) L. L. Wei, H. Xiong and R. P. Hsung, *Acc. Chem. Res.*, 2003, **36**, 773; (b) T. Lu, Z. Lu, Z. X. Ma, Y. Zhang and R. P. Hsung, *Chem. Rev.*, 2013, **113**, 4862.
- 21 (a) M. Taj Muhammad, Y. Jiao, C. Ye, M.-F. Chiou, M. Israr, X. Zhu, Y. Li, Z. Wen, A. Studer and H. Bao, *Nat. Commun.*, 2020, **11**, 416; (b) Q. Zhang, M. T. Muhammad, M.-F. Chiou, Y. Jiao, H. Bao and Y. Li, *Org. Lett.*, 2020, **22**, 5261.

