

Cite this: *Chem. Sci.*, 2021, 12, 11191

All publication charges for this article have been paid for by the Royal Society of Chemistry

Received 4th May 2021
Accepted 28th June 2021

DOI: 10.1039/d1sc02439f

rsc.li/chemical-science

Organocatalytic asymmetric synthesis of α -amino esters from sulfoxonium ylides†

Wengang Guo,^a Min Wang,^a Zhengyu Han,^a Hai Huang^{*a} and Jianwei Sun^{†ab}

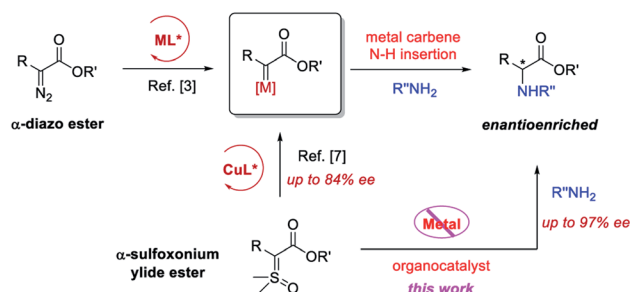
Described here is the first organocatalytic asymmetric N–H insertion reaction of α -carbonyl sulfoxonium ylides. Without a metal catalyst, this reaction represents an attractive complement to the well-established carbene insertion reactions. As a stable surrogate of diazocarbonyl compounds, sulfoxonium ylides reacted with a range of aryl amines to provide efficient access to α -aryl glycines with excellent enantiocontrol in the presence of a suitable chiral phosphoric acid catalyst. The high stability and weak basicity of sulfoxonium ylides not only enable this protocol to be user-friendly and practically useful, but also preclude catalyst decomposition, which is crucial to the excellent amenability to electron-poor amine nucleophiles. Detailed mechanistic studies indicated that the initial protonation is reversible and the C–N bond formation is rate-determining.

Introduction

Enantioenriched α -amino esters, particularly α -aryl glycines, are not only useful building blocks in organic synthesis, but also important subunits widely present in biologically active molecules including pharmaceutical agents.^{1,2} Consequently, their asymmetric synthesis has been a topic of intense investigations in the past few decades.^{2,3} Among the various strategies, metal-catalyzed asymmetric N–H insertion of α -diazo esters *via* a metal–carbene complex intermediate represents an attractive and straightforward approach, leading to high levels of enantioselectivity, despite the concerns on the stability and safety issues associated with diazocarbonyl compounds particularly in large scale synthesis.⁴ Recently, α -carbonyl sulfoxonium ylides have been demonstrated as safe, stable, and versatile surrogates for α -diazocarbonyl compounds.⁴ However, the exploitation of these species for catalytic asymmetric X–H bond insertion reactions remains scarce.⁵ During the preparation of this manuscript, Burtoloso and coworkers reported the use of a copper/squaramide co-catalyzed system to achieve the asymmetric N–H insertion of α -carbonyl sulfoxonium ylides, leading to various α -amino esters with moderate enantioselectivities (up to 84% ee).⁶ Mechanistically, this reaction shares the same copper carbene intermediate as those from diazo esters, *i.e.*, the

copper catalyst is essential for the observed reactivity (Scheme 1). In contrast, a metal-free asymmetric variant of this transformation without involving a carbene intermediate remains unknown but highly desirable.^{7,8} Herein we report such an organocatalytic complementary process with excellent enantioselectivity and high efficiency (up to 97% ee).

Recently, the laboratories of Burtoloso and us have demonstrated that sulfoxonium and sulfonium ylides can be activated by chiral Brønsted acids either by weak hydrogen bonding or strong protonation to form σ bonds, respectively, for asymmetric induction in the following bond-forming events.^{6,7b} We wondered whether such interactions could be utilized for the successful amination of sulfoxonium ylides, which are much more stable and practically useful than their analogues, sulfonium ylides. However, sulfoxonium ylides are less basic due to the polarized S=O bond. The decreased basicity may weaken the interaction with the catalyst and thus lead to low reactivity and/or difficulty in enantiocontrol. Nevertheless, their weaker basicity might also be advantageous and more compatible with acid catalytic systems, *e.g.*, obviation of catalyst decomposition (*vide infra*).



Scheme 1 Introduction to asymmetric N–H insertion of α -carbonyl sulfoxonium ylides.

^aJiangsu Key Laboratory of Advanced Catalytic Materials & Technology, School of Petrochemical Engineering, Changzhou University, Changzhou, China. E-mail: huanghai@cczu.edu.cn

^bDepartment of Chemistry, The Hong Kong University of Science and Technology, Clear Water Bay, Kowloon, Hong Kong SAR, China. E-mail: sunjw@ust.hk

† Electronic supplementary information (ESI) available: ¹H, ¹³C, and ¹⁹F NMR spectra, HPLC chromatograms, and X-ray crystallographic data for **3f**. CCDC 2080963. For ESI and crystallographic data in CIF or other electronic format see DOI: 10.1039/d1sc02439f

Results and discussion

Initially we tested the catalytic activity of chiral thiourea **A** for the reaction between α -carbonyl sulfoxonium ylide **1a** and *p*-methoxyaniline **2a**, since it has been the catalyst of choice for S–H insertion (Table 1, entry 1).⁵ Unfortunately, it resulted in completely no reactivity. Furthermore, squaramide **B** alone was also catalytically incompetent although it could serve as a co-catalyst for the Cu-catalyzed N–H insertion (entry 2),⁶ which corroborated the essential role of a metal catalyst as well as the carbene intermediate. We next resorted to stronger Brønsted acids, chiral phosphoric acids (CPAs),⁹ in hope of achieving sufficient reactivity. With BINOL-derived bulky chiral phosphoric acid **C1**, which contains two tricyclohexylphenyl substituents in the 3,3'-positions, the desired transformation proceeded cleanly to 50% conversion within 12 h at room temperature. Unfortunately, the desired product **3a** was almost racemic (entry 3). Next, we screened a range of other CPAs (entries 4–7). Among them, we found that the one bearing the 9-

anthryl substituent (**C4**) led to both high reactivity and promising enantioselectivity (>95% conversion within 15 min, 54% ee, entry 6). This result prompted us to modify the catalyst structure by introducing an additional phenyl group in the 9-anthryl substituent. To our delight, this catalyst **C5** led to a dramatic increase in enantioselectivity while maintaining high chemical efficiency (79% ee). Notably, SPINOL-derived CPAs were inferior (see the ESI for details[†]). Further screening other solvents indicated that the reaction in polar Lewis basic solvents, such as CH₃CN and THF, resulted in low reactivity and no improvement in enantioselectivity, presumably due to competing catalyst binding by these solvents. In contrast, halogenated solvents, DCM and DCE, resulted in an obvious improvement in enantioselectivity, with the former being the best (90% ee). Finally, decreasing the reaction temperature could further boost the enantioselectivity (entries 13 and 14). To compensate the low reaction rate at –10 °C, a higher concentration was employed, which proved to be optimal (95% ee, 93% isolated yield, entry 14).

We next investigated the substrate scope of this asymmetric N–H insertion reaction for the synthesis of α -aryl glycines (Scheme 2). First, various sulfoxonium ylide esters successfully participated in this process with high efficiency and enantioselectivity. Different ester groups, including methyl, ethyl, allyl, benzyl and phenyl esters, were all reactive to form the desired products with good to high ee (**3a–f**, Scheme 2). The absolute configuration of **3f** was determined unambiguously by X-ray crystallography. The enantioselectivity slightly decreased if the size of this unit became larger. Substrates with various substituents at the α -phenyl group were also examined. Of note, the presence of a strong electron-withdrawing group, such as **3k–m**, resulted in slightly lower reactivity, which required a relatively higher temperature (25 °C) to reach complete conversion. Furthermore, glycines bearing other α -aryl groups (**3r–s**), such as naphthyl and thiophenyl, could also be synthesized by this protocol with excellent enantioselectivity. The mild reaction conditions were compatible with a diverse array of functional groups, including alkene, aryl halide, ketone, nitrile, and nitro groups. Finally, late-stage functionalization of natural products was also possible with this process. For example, installation of a glycine unit in estrone and cholesterol could be achieved with high diastereocontrol.

As shown in Scheme 3, a broad range of aryl amines, including electron-rich and electron-poor ones, could all serve as good nucleophiles for this process. The reaction with electron-rich amines was generally faster than that with electron-poor ones. It is also worth mentioning that good chemoselectivity was observed. For example, for aryl amines with other nucleophilic positions, such as 8-aminonaphthalen-2-ol and 5-aminoindole, the reaction occurred only in the amine motif with excellent enantioselectivity. Aniline bearing a *para*-boronic ester group worked equally well with the boronate moiety untouched, which would allow further coupling or functionalization.

To demonstrate the robustness of our reaction, we also carried out a gram-scale reaction. Without modification, highly enantioenriched α -phenyl glycine **3a** was obtained in 91% yield

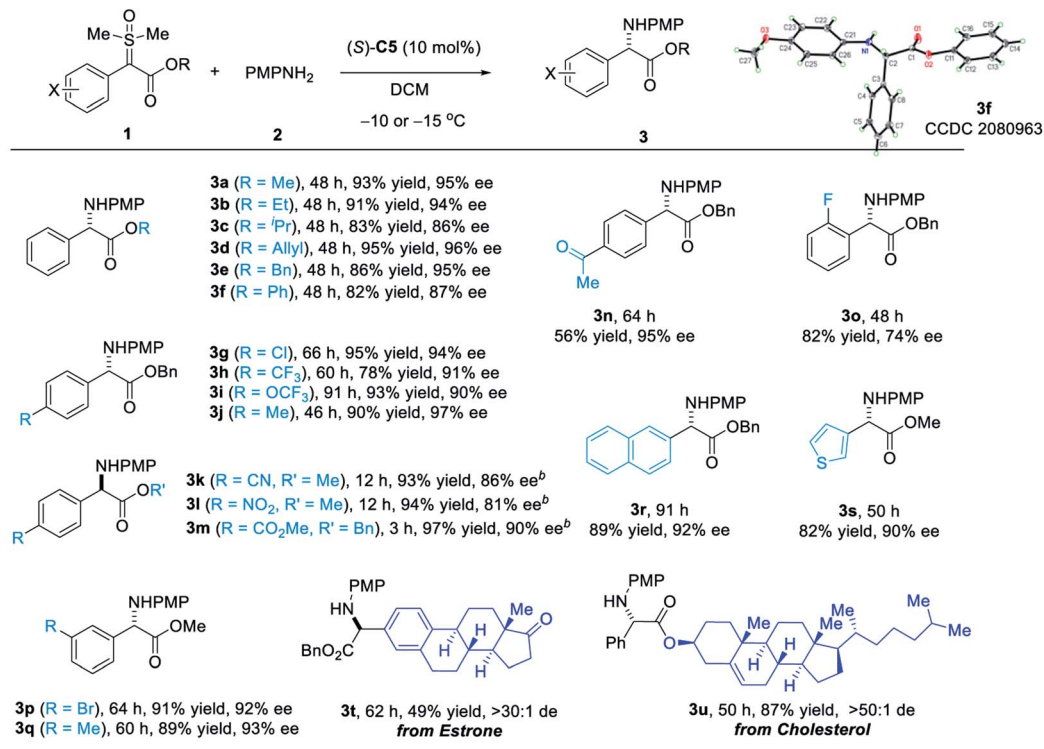
Table 1 Evaluation of reaction conditions^a

Chemical structures for catalysts A, B, C1, C2, C3, C4, and C5 are shown. A and B are thiourea and squaramide derivatives, respectively. C1-C5 are BINOL-derived phosphoric acids with various substituents (Ar).

Entry	HA*	Solvent	T/°C	t	Conv. ^b (%)	ee ^b (%)
1	A	DCM	25	24 h	0	—
2	B	DCM	25	24 h	0	—
3	(<i>S</i>)- C1	CHCl ₃	25	12 h	50	3
4	(<i>S</i>)- C2	CHCl ₃	25	6 h	>95	20
5	(<i>S</i>)- C3	CHCl ₃	25	6 h	>95	21
6	(<i>S</i>)- C4	CHCl ₃	25	15 min	>95	54
7	(<i>S</i>)- C5	CHCl ₃	25	15 min	>95	79
8	(<i>S</i>)- C5	EtOAc	25	14 h	>95	79
9	(<i>S</i>)- C5	THF	25	14 h	82	80
10	(<i>S</i>)- C5	CH ₃ CN	25	14 h	70	72
11	(<i>S</i>)- C5	DCM	25	15 min	>95	90
12	(<i>S</i>)- C5	DCE	25	15 min	>95	88
13 ^c	(<i>S</i>)- C5	DCM	0	48 h	>95	93
14 ^{c,d}	(<i>S</i>)- C5	DCM	–10	48 h	>95 (93) ^e	95

^a Reaction conditions: **1a** (0.05 mmol), **2a** (1.1 equiv.), catalyst (10 mol%), solvent (0.5 mL). ^b Conversion was determined by ¹H NMR analysis of the crude reaction mixture. The reaction was clean, which means the yield was essentially the same as conversion. ee was determined by chiral HPLC. ^c Run with 0.2 mmol of **1a**. ^d c = 0.2 M. ^e Yield in parentheses was the isolated yield.

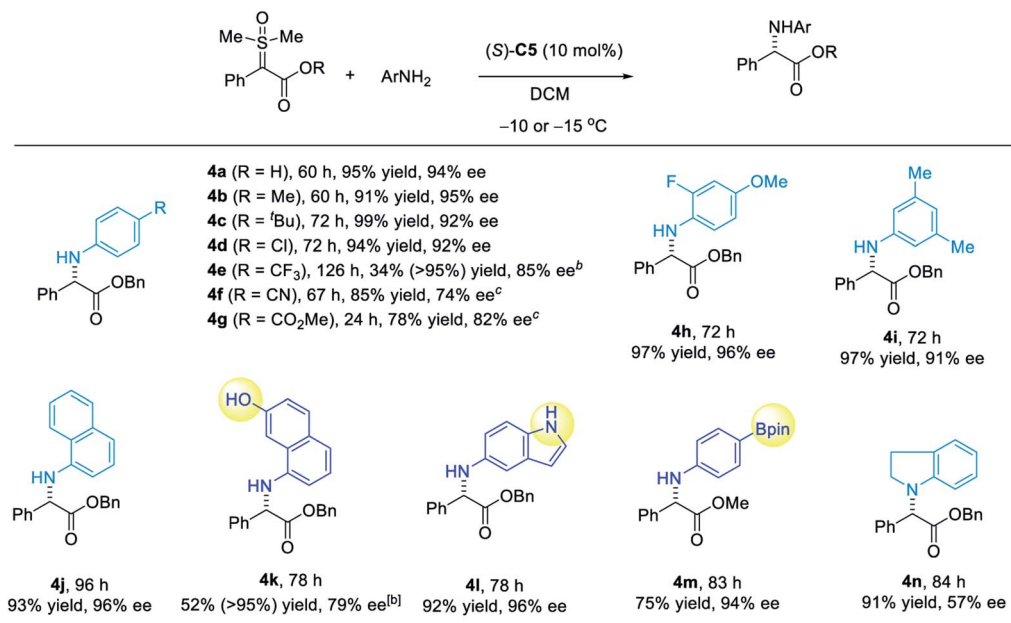




Scheme 2 Scope of sulfoxonium ylides. ^a**1** (0.2 mmol), **2** (0.22 mmol), catalyst (10 mol%) in DCM (1.0 mL). ^bRun with (*R*)-C5 at 25 °C.

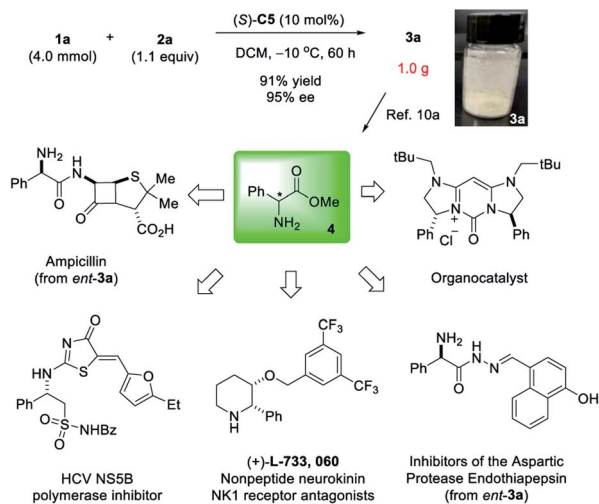
and 95% ee (Scheme 4). The catalyst was also recovered in 95% yield. It has been known that **3a** is a useful precursor to free amine **4**,^{10a} which is a synthetic precursor to a wide range of useful molecules, including drugs and drug candidates with various biological activities as well as chiral catalysts.^{24,10}

Some mechanistic studies were conducted to help understand the reaction pathway (Fig. 1). First of all, we monitored the reaction progress of the standard reaction of **1a** and **2a**, and the product ee remained constant during the reaction progress, suggesting that this is not simple kinetic resolution (Fig. 1a).



Scheme 3 Scope of amines. ^a**1** (0.2 mmol), **2** (0.22 mmol), catalyst (10 mol%) in DCM (1.0 mL). ^bYield in parentheses was based on the recovered starting material. ^cThe corresponding methyl esters were used as the substrates.



Scheme 4 Gram-scale synthesis of **3a** and its utility.

Moreover, we employed a F-labeled amine to study the reaction kinetics using *in situ* ^{19}F NMR analysis (Fig. 1b). The time-dependence curves of both product formation and amine consumption were in agreement with first-order kinetics with respect to amine.¹¹ All these results suggested that the C–N bond formation is likely the rate-determining step and the sulfoxonium protonation is reversible. We were also able to identify a linear correlation between \log (e. r.) and the substituent electronic parameter (σ_p) of the α -phenyl group in the sulfoxonium substrate (Fig. 1c). The negative slope indicated that the electron-withdrawing substituent does not help in enantiocontrol. Combined with the lower reaction rates with the electron-withdrawing substituent at this position, these

results are consistent with the C–N bond formation as the rate-determining step.

In addition, non-linear effect (NLE) experiments were performed (Fig. 1d). Under the standard conditions (10 mol% of C5, $-10\text{ }^\circ\text{C}$), the reaction exhibited a strong positive NLE. Interestingly, reducing the catalyst loading to 5 mol% while maintaining other reaction parameters led to less pronounced deviation of this positive NLE. Furthermore, if the reaction was run at room temperature with 5 mol% of catalyst, a perfect linear relationship was observed. These observations prompted us to test the catalyst solubility under similar conditions. Indeed, upon cooling to $-10\text{ }^\circ\text{C}$, a solution of racemic catalyst C5 in DCM at a concentration equivalent to that with 5 mol% and 10 mol% catalyst loadings resulted in immediate precipitation. In contrast, a clear solution (equivalent to 5 mol%) remains homogeneous at room temperature, even after standing for 24 h. Moreover, the solutions of enantiopure C5 of the same concentration (5 or 10 mol%) did not form any precipitate even at $-10\text{ }^\circ\text{C}$. These observations indicated that the formation of less soluble heterochiral aggregates might be responsible for the observed NLE, and the reaction concentration and temperature may influence the outcome.¹²

On the basis of the above experiment, we proposed the following mechanism (with **1e** as an example, Scheme 5). Despite the weak basicity of the sulfoxonium ylide, its interaction with CPA still favors the formation of an adduct (*e.g.*, **IM**). The reversible nature of this step also provides a pathway for epimerization of the α -chiral center. Next, the rate-determining nucleophilic attack by amine delivers the product **3e**. The chiral phosphate anion controls the stereochemistry in the C–N bond formation *via* dynamic kinetic resolution. Although efforts to obtain the pure intermediate for characterization were fruitless,

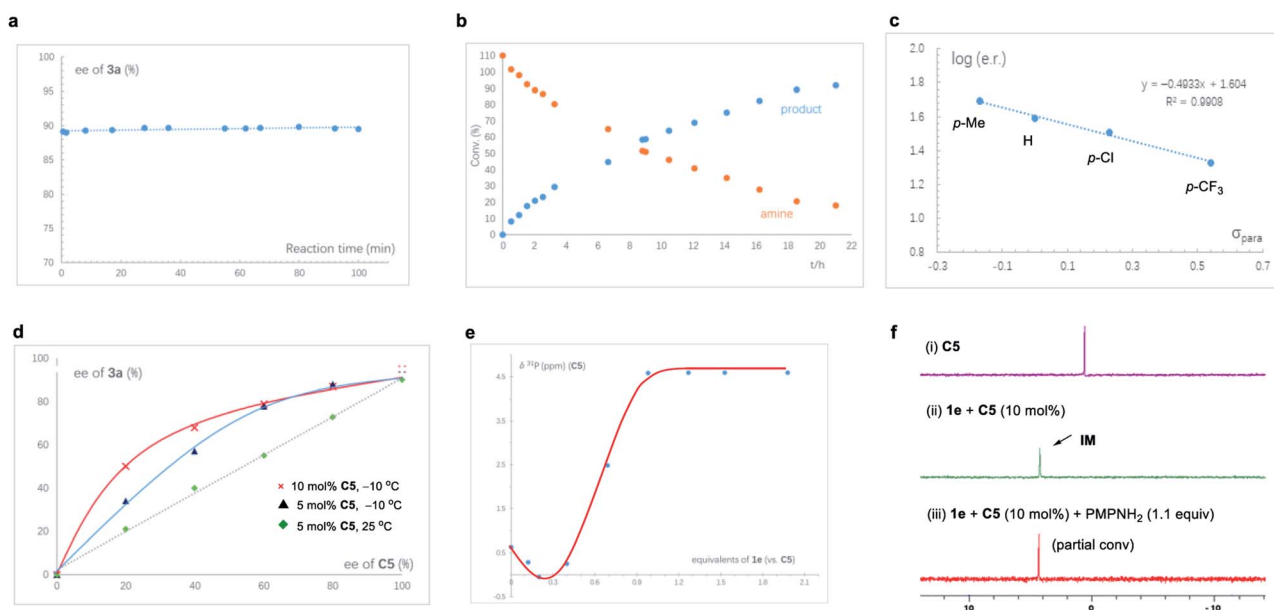
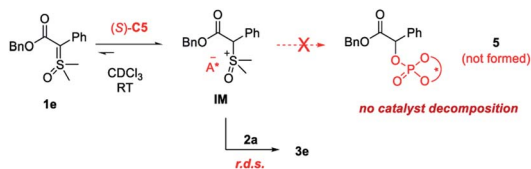


Fig. 1 Mechanistic studies. (a) Time-dependence of product ee in the formation of **3a**. (b) Reaction progress in the formation of **4e**. (c) Correlation of enantioselectivity and the substituent electronic effect. (d) Non-linear effects. (e) Dependence of chemical shift in ^{31}P NMR on the ratio of **1e** and C5 in the NMR titration experiment. (f) Study of the catalyst resting state based on ^{31}P NMR signals of C5 in different mixtures.





Scheme 5 Proposed mechanism.

it is important to note that the solution of this intermediate did not gradually decompose, for example, to form phosphate ester 5, even after an extended period of time. It could even be used to catalyze the reactions of other pairs of reactants with excellent yield and enantioselectivity. This is in sharp contrast to the situation using sulfonium ylides, which suffered from competitive and irreversible catalyst decomposition in this way and thus required high catalyst loading for electron-poor amines or no reactivity with many strong electron-poor amines.^{7b} Indeed, absence of catalyst decomposition with sulfoxonium ylides led to a substantial improvement in the amenability to electron-poor amines of the present protocol.

To further substantiate this mechanism, the interaction between the catalyst and sulfoxonium ylide was also investigated by titration experiments using ³¹P NMR analysis (Fig. 1e), which indicated that the protonation step is reversible favoring the intermediate.^{11b} Furthermore, based on the *in situ* NMR experiment, the intermediate is the catalyst resting state (Fig. 1f). These results are all consistent with the proposed mechanism.

Finally, we have also assessed the sensitivity of this transformation to various reaction parameters to understand the robustness of this protocol according to the method developed by Glorius and coworkers.¹³ In this set of experiments, the influence of the reaction temperature, concentration, catalyst loading, water and oxygen content, as well as reaction scale on yield and enantioselectivity was systematically examined using the standard reaction between 1a and 2a as the reference. Only one parameter was varied in each experiment. The changes in product yield and enantioselectivity of 3a in comparison to the standard reaction conditions were illustrated using a radar chart (Fig. 2, see the ESI for details†). The results indicated that this organocatalytic asymmetric N–H insertion of sulfoxonium ylide is remarkably robust. Variation of the above mentioned parameters had little influence on the excellent outcome, indicating the good reproducibility of this protocol.

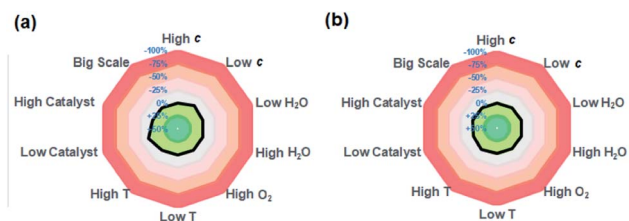


Fig. 2 Sensitivity assessment of (a) reaction yield and (b) enantioselectivity.

Conclusions

We have developed the first organocatalytic asymmetric N–H insertion reaction of α -carbonyl sulfoxonium ylides, a safe and stable surrogate of diazocarbonyl compounds. In contrast to the well-established asymmetric insertion reactions of diazocarbonyl compounds, this protocol does not require a metal catalyst or involve a carbenoid intermediate. With the suitable chiral phosphoric acid catalyst, a range of sulfoxonium ylides could be sufficiently activated and achieve excellent enantiocontrol in the C–N bond formation. This protocol provided efficient access to a wide range of α -aryl glycines with high enantioselectivity. The mild conditions also tolerated various functional groups. More importantly, the high stability and weak basicity of sulfoxonium ylides not only enable this protocol to be more user-friendly and particularly useful, but also preclude catalyst decomposition, which is crucial to the excellent amenability to electron-poor amine nucleophiles. A series of detailed mechanistic studies provided important insights into understanding the reaction pathway, in which the initial protonation is reversible and the C–N bond formation is rate-determining.

Data availability

Details of experimental procedures, characterizations, and copy of NMR spectra as well as HPLC traces are provided in the ESI.

Author contributions

W. G., Z. H. and M. W. conceived and performed the experiments and wrote the paper. H. H. performed and directed the experiments. J. S. conceived and directed this work and wrote the paper. All the authors discussed the results and commented on the manuscript.

Conflicts of interest

There are no conflicts to declare.

Acknowledgements

Financial support was provided by the National Natural Science Foundation of China (91956114), Hong Kong Research Grants Council (16302318, 16303420), Innovation and Technology Commission (ITC-CNRC14SC01) and Jiangsu specially appointed professors program. We thank Herman H. Y. Sung for help in structural elucidation by X-ray crystallography and Shijia Li and Chang Liu for assistance in experiments.

Notes and references

- (a) G. C. Hargaden and P. J. Guiry, *Chem. Rev.*, 2009, **109**, 2505–2550; (b) M. A. T. Blaskovich, *J. Med. Chem.*, 2016, **59**, 10807–10836; (c) D. Bardiot, M. Koukni, W. Smets, G. Carlens, M. McNaughton, S. Kaptein, K. Dallmeier, P. Chaltin, J. Neyts and A. Marchand, *J. Med. Chem.*, 2018,



- 61, 8390–8401; (d) E. Lenci and A. Trabocchi, *Chem. Soc. Rev.*, 2020, **49**, 3262–3277; (e) L. M. Lima, B. N. M. da Silva, G. Barbosa and E. J. Barreiro, *Eur. J. Med. Chem.*, 2020, **208**, 112829–112854.
- 2 For reviews (a–b) and selected recent examples of their synthesis: (a) R. M. Williams and J. A. Hendrix, *Chem. Rev.*, 1992, **92**, 889–917; (b) C. Nájera and J. M. Sansano, *Chem. Rev.*, 2007, **107**, 4584–4671; (c) G. Shang, Q. Yang and X. Zhang, *Angew. Chem., Int. Ed.*, 2006, **45**, 6360–6362; (d) M. A. Beenen, D. J. Weix and J. A. Ellman, *J. Am. Chem. Soc.*, 2006, **128**, 6304–6305; (e) G. Li, Y. Liang and J. C. Antilla, *J. Am. Chem. Soc.*, 2007, **129**, 5830–5831; (f) Q. Kang, Z.-A. Zhao and S.-L. You, *Adv. Synth. Catal.*, 2007, **349**, 1657–1660; (g) C. Zhu and T. Akiyama, *Adv. Synth. Catal.*, 2010, **352**, 1846–1850; (h) K.-J. Xiao, L. Chu and J.-Q. Yu, *Angew. Chem., Int. Ed.*, 2016, **55**, 2856–2860; (i) D. Liu, B. Li, J. Chen, I. D. Gridnev, D. Yan and W. Zhang, *Nat. Commun.*, 2020, **11**, 5935–5944.
- 3 For reviews and examples of the related synthesis of α -amino esters by metal-catalyzed N–H insertion of amines to α -diazoesters, see: (a) S.-F. Zhu and Q.-L. Zhou, *Acc. Chem. Res.*, 2012, **45**, 1365–1377; (b) A. C. B. Burtoloso, J. V. Santiago, B. Bernardim and A. G. Talero, *Curr. Org. Synth.*, 2015, **12**, 650–659; (c) Y.-Y. Ren, S.-F. Zhu and Q.-L. Zhou, *Org. Biomol. Chem.*, 2018, **16**, 3087–3094; (d) E. C. Lee and G. C. Fu, *J. Am. Chem. Soc.*, 2007, **129**, 12066–12067; (e) Y. Zhu, X. Liu, S. Dong, Y. Zhou, W. Li, L. Lin and X. Feng, *Angew. Chem., Int. Ed.*, 2014, **53**, 1636–1640; (f) B. Liu, S.-F. Zhu, W. Zhang, C. Chen and Q.-L. Zhou, *J. Am. Chem. Soc.*, 2007, **129**, 5834–5835; (g) V. Arredondo, S. C. Hiew, E. S. Gutman, I. D. U. A. Premachandra and D. L. Van Vranken, *Angew. Chem., Int. Ed.*, 2017, **56**, 4156–4159; (h) M.-L. Li, J.-H. Yu, Y.-H. Li, S.-F. Zhu and Q.-L. Zhou, *Science*, 2019, **366**, 990–994.
- 4 Reviews of sulfur ylides in organic synthesis: (a) A. C. B. Burtoloso, R. M. P. Dias and I. A. Leonarczyk, *Eur. J. Org. Chem.*, 2013, **2013**, 5005–5016; (b) J. D. Neuhaus, R. Oost, J. Merad and N. Maulide, *Top. Curr. Chem.*, 2018, **376**, 15–62; (c) D. Kaiser, I. Klose, R. Oost, J. Neuhaus and N. Maulide, *Chem. Rev.*, 2019, **119**, 8701–8780. In the asymmetric domain, they have been mainly used in cycloaddition reactions. For selected examples, see: (d) S. Klimczyk, A. Misale, X. Huang and N. Maulide, *Angew. Chem., Int. Ed.*, 2015, **54**, 10365–10369; (e) Q. Wang, T.-R. Li, L.-Q. Lu, M.-M. Li, K. Zhang and W.-J. Xiao, *J. Am. Chem. Soc.*, 2016, **138**, 8360–8363.
- 5 For the pioneering example of S–H insertion: P. B. Momo, A. N. Leveille, E. H. E. Farrar, M. N. Grayson, A. E. Mattson and A. C. B. Burtoloso, *Angew. Chem., Int. Ed.*, 2020, **59**, 15554–15559.
- 6 L. G. Furniel, R. Echemendía and A. C. B. Burtoloso, *Chem. Sci.*, 2021, **12**, 7453–7459.
- 7 For a few examples using their analogues, sulfonium ylides, see: (a) P. Müller, D. Fernandez, P. Nury and J.-C. Rossier, *Helv. Chim. Acta*, 1999, **82**, 935–945; For our own effort: (b) W. Guo, Y. Luo, H. H.-Y. Sung, I. D. Williams, P. Li and J. Sun, *J. Am. Chem. Soc.*, 2020, **142**, 14384–14390.
- 8 For racemic examples: (a) H. He, K. Yan, J. Li, R. Lai, Y. Luo, M. Guan and Y. Wu, *Synthesis*, 2020, **52**, 3065–3070; (b) Z. Zhang, Y. Luo, H. Du, J. Xu and P. Li, *Chem. Sci.*, 2019, **10**, 5156–5161.
- 9 Pioneering studies and recent reviews of CPA-related catalysis: (a) T. Akiyama, J. Itoh, K. Yokota and K. Fuchibe, *Angew. Chem., Int. Ed.*, 2004, **43**, 1566–1568; (b) D. Uruguchi and M. Terada, *J. Am. Chem. Soc.*, 2004, **126**, 5356–5357; (c) D. Parmar, E. Sugiono, S. Raja and M. Rueping, *Chem. Rev.*, 2014, **114**, 9047–9153; (d) T. Akiyama and K. Mori, *Chem. Rev.*, 2015, **115**, 9277–9306; (e) T. James, M. Gemmeren and B. List, *Chem. Rev.*, 2015, **115**, 9388–9409.
- 10 (a) X.-H. Hu and X.-P. Hu, *Adv. Synth. Catal.*, 2019, **361**, 5063–5068; (b) M. Mondal, N. Radeva, H. Köster, A. Park, C. Potamitis, M. Zervou, G. Klebe and A. K. H. Hirsch, *Angew. Chem., Int. Ed.*, 2014, **53**, 3259–3263; (c) A. E. Sheshenev, E. V. Boltukhina, A. J. P. White and K. K. Hii, *Angew. Chem., Int. Ed.*, 2013, **52**, 6988–6991; (d) A. L. Deaguero and A. S. Bommaris, *Biotechnol. Bioeng.*, 2014, **111**, 1054–1058; (e) G.-L. Li and G. Zhao, *Org. Lett.*, 2006, **8**, 633–636.
- 11 (a) Deuterated anilines were employed to study the kinetic isotope effect. A one-pot competition experiment indicated $k_H/k_D = 1.0$ (see the ESI for details†), which suggested that protonation is not the rate-determining step; (b) The initial high-field shift at high equivalents of CPA (vs. 1e) might be due to additional CPA interaction with the intermediate (e.g., H-bonding with ester or sulfoxide oxygens).
- 12 T. Satyanarayana, S. Abraham and H. B. Kagan, *Angew. Chem., Int. Ed.*, 2009, **48**, 456–494.
- 13 (a) L. Pitzer, F. Schäfers and F. Glorius, *Angew. Chem., Int. Ed.*, 2019, **58**, 8572–8576; (b) D. Moock, T. Wagener, T. Hu, T. Gallagher and F. Glorius, *Angew. Chem., Int. Ed.*, 2021, **60**, 13677–13681.

