

Cite this: *Chem. Sci.*, 2021, 12, 9372

All publication charges for this article have been paid for by the Royal Society of Chemistry

Received 12th May 2021

Accepted 5th June 2021

DOI: 10.1039/d1sc02625a

rsc.li/chemical-science

# Allylic alcohol synthesis by Ni-catalyzed direct and selective coupling of alkynes and methanol†

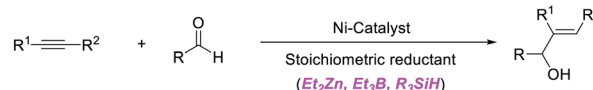
Herong Chen, Zhijun Zhou and Wangqing Kong \*

Methanol is an abundant and renewable chemical raw material, but its use as a C1 source in C–C bond coupling reactions still constitutes a big challenge, and the known methods are limited to the use of expensive and noble metal catalysts such as Ru, Rh and Ir. We herein report nickel-catalyzed direct coupling of alkynes and methanol, providing direct access to valuable allylic alcohols in good yields and excellent chemo- and regioselectivity. The approach features a broad substrate scope and high atom-, step- and redox-economy. Moreover, this method was successfully extended to the synthesis of [5,6]-bicyclic hemiacetals through a cascade cyclization reaction of alkyneones and methanol.

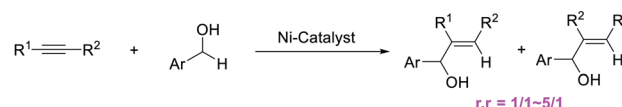
To address the sustainability issues in the production of new chemicals, the development of new catalytic processes that are free of by-products and using abundant renewable feedstocks is one of the most important challenges facing chemists today. The simplest alcohol, methanol, is very abundant, with a total annual production capacity of approximately 110 million metric tons per year,<sup>1</sup> and is an important C1-feedstock in the chemical industry. Beller<sup>2</sup> and Milstein<sup>3</sup> made fundamental developments in catalytic dehydrogenation reactions of methanol.<sup>4</sup> Krische and coworkers pioneered the study of Ir-catalyzed direct C–C coupling of methanol with reactive  $\pi$ -unsaturated reactants (1,3-dienes, 1,3-enynes and allenes).<sup>5</sup> The groups of Glorius,<sup>6</sup> Donohoe,<sup>7</sup> Obora,<sup>8</sup> Andersson<sup>9</sup> and others<sup>10</sup> demonstrated the direct methylation of ketones or amines using methanol. Despite these achievements, the catalytic C–C bond coupling reactions with methanol are still extremely rare and are limited to the use of precious and noble metal-catalysts such as Ru, Rh or Ir.<sup>11</sup> The development and use of cheap and abundant metal catalysts for methanol activation is uphill and remains an important field that urgently needs to be developed.

On the other hand, allylic alcohols are highly versatile building blocks in organic synthesis and the pharmaceutical industry, and much effort has been devoted to their synthesis. Among them, nickel-catalyzed reductive coupling of alkynes and aldehydes represents an effective and powerful method. However, this method generally requires the use of stoichiometric reducing reagents that are air-sensitive, metallic or pyrophoric (e.g. ZnR<sub>2</sub>, BEt<sub>3</sub>, and R<sub>3</sub>SiH, Scheme 1a).<sup>12</sup> The direct cross-coupling of alcohols and alkynes to synthesize allylic

## a) Alkyne-Carbonyl Reductive Couplings to Form Allylic Alcohols



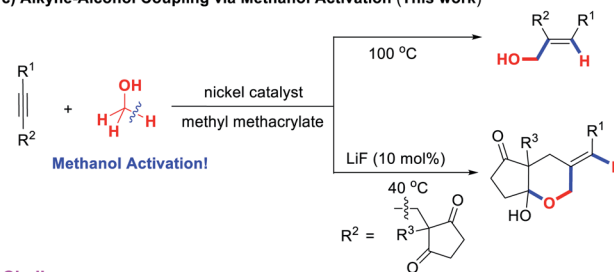
## b) Alkyne-Alcohol Coupling to Form Allylic Alcohols (Matsubara et al.)



### Limitations:

- Poor regioselectivity for asymmetric alkynes
- Alkynes are limited to dialkyl alkynes
- Alcohols are restricted to active benzyl alcohols (no examples using MeOH)

## c) Alkyne-Alcohol Coupling via Methanol Activation (This work)



### Challenges:

Chemoselectivity	Regioselectivity	Methanol Activation!
dimerization:		MeOH dehydrogenation: $\Delta H = 84$ kJ/mol
trimerization:		EtOH dehydrogenation: $\Delta H = 68$ kJ/mol

The Institute for Advanced Studies (IAS), Wuhan University, Wuhan, Hubei 430072, P. R. China. E-mail: wqkong@whu.edu.cn

† Electronic supplementary information (ESI) available: Experimental details, spectroscopic data, and NMR spectra. CCDC 2058189. For ESI and crystallographic data in CIF or other electronic format see DOI: 10.1039/d1sc02625a

Scheme 1 Synthesis of allylic alcohols by Ni-catalyzed coupling reaction with alkynes.



alcohols without the use of any reductant or oxidant represents a significant advancement (Scheme 1b).<sup>13</sup> However, this approach still poses many limitations that will require considerable effort to overcome. (1) Alkynes are limited to dialkyl alkynes, and poor regioselectivities were observed for unsymmetrical alkynes, which greatly limits the scope of application of the reaction. (2) Alcohols are restricted to active benzyl alcohols and higher alcohols. The direct cross-coupling of alkynes with methanol has not yet been reported.

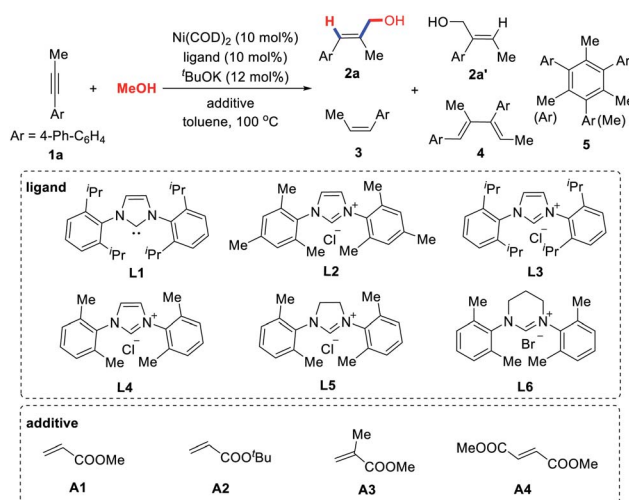
Although the alkyne–paraformaldehyde reductive coupling has been developed,<sup>14</sup> the paraformaldehyde was itself prepared from synthesis gas (through methanol). Therefore, the development of a new strategy for the direct coupling of alkynes and methanol without the use of any reductant or oxidant is still of great value, but also extremely challenging: (1) alkynes are reactive and could rapidly dimerize to 1,3-dienes<sup>15</sup> or cyclotrimerize to aromatic ring derivatives in the interaction with nickel.<sup>16</sup> (2) Unsymmetrical alkynes could result in a mixture of regioisomers that are difficult to separate. (3) The activation

energy of methanol in the dehydrogenation process ( $\Delta H = +84 \text{ kJ mol}^{-1}$ ) is significantly higher than that of higher alcohols or even ethanol ( $\Delta H = +68 \text{ kJ mol}^{-1}$ ).<sup>17</sup>

Herein we report the nickel-catalyzed direct and regioselective hydrohydroxymethylation of alkynes for the first time using methanol as a C1-feedstock, providing a broad and efficient approach for the synthesis of high added-value allylic alcohols in a high atom-, step- and redox-economic manner. In addition, a cascade cyclization reaction of alkynes and methanol has also been developed for the synthesis of [5,6]-bicyclic hemiacetals in good yields and excellent regio- and diastereoselectivity (Scheme 1c).

In our initial experiments, we chose unsymmetrical internal alkyne **1a** as a model substrate to optimize the reaction conditions (Table 1). As expected, no reaction occurred under the previously reported reaction conditions using  $\text{Ni}(\text{COD})_2/\text{L1}(\text{IPr})$  as the catalyst (entry 1).<sup>13a</sup> Even if the reaction temperature was increased to 100 °C, only a trace amount of allylic alcohol product **2a** was observed (entry 2), which indicates that the use

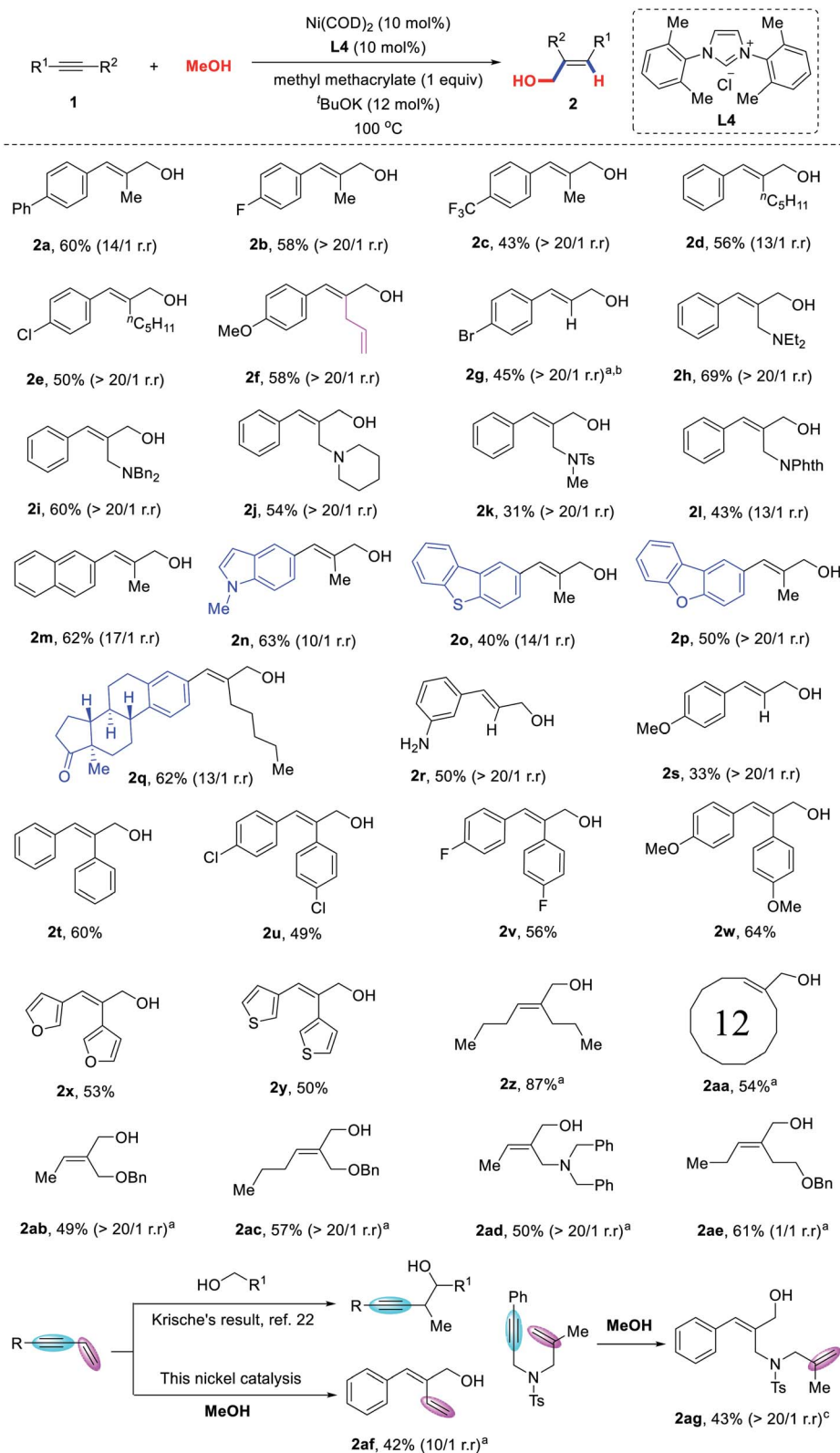
Table 1 Optimization of reaction conditions<sup>a</sup>



Entry	Ligand	Additive	Yield <sup>b</sup> (2, %)	Yield <sup>b</sup> (3, %)	Yield <sup>b</sup> (4, %)	Yield <sup>b</sup> (5, %)
1 <sup>c,d</sup>	L1	—	No reaction			
2 <sup>c</sup>	L1	—	6	6	<2	20
3	L2	—	30 (14/1) <sup>e</sup>	15	13	20
4	L3	—	3	5	<2	43
5	L4	—	40 (14/1) <sup>e</sup>	9	22	23
6	L5	—	30 (7/1) <sup>e</sup>	6	18	27
7	L6	—	No reaction			
8	Cy <sub>3</sub> P	—	Complicated			
9	PPh <sub>3</sub>	—	10	4	<2	59
10	L4	A1	10	<2	<2	<2
11	L4	A2	38 (14/1) <sup>e</sup>	<2	<2	<2
12	L4	A3	60 <sup>f</sup> (14/1) <sup>e</sup>	6	<2	<2
13	L4	A4	No reaction			
14	L4	A3 <sup>g</sup>	54 <sup>f</sup> (14/1) <sup>e</sup>	8	6	7

<sup>a</sup> Reaction conditions: **1a** (0.2 mmol),  $\text{Ni}(\text{COD})_2$  (10 mol%), ligand (20 mol%), <sup>t</sup>BuOK (12 mol%), additive (1 equiv.) in toluene (1 mL) and MeOH (3 mL) in a sealed tube at 100 °C. <sup>b</sup> Determined by GC analysis using adamantane as the internal standard. <sup>c</sup> Without <sup>t</sup>BuOK. <sup>d</sup> Room temperature. <sup>e</sup> Regioselectivity (2a/2a'). <sup>f</sup> Isolated yield. <sup>g</sup> 0.2 equivalent.





**Scheme 2** Substrate scope of alkynes for the synthesis of allylic alcohols. Reactions were carried out with **1** (0.2 mmol), Ni(COD)<sub>2</sub> (10 mol%), **L4** (10 mol%), <sup>t</sup>BuOK (12 mol%), and methyl methacrylate (0.2 mmol) in toluene (1.0 mL) and MeOH (3.0 mL) in a sealed tube at 100 °C. Isolated yields are given. <sup>a</sup> The reaction was conducted with Ni(COD)<sub>2</sub> (15 mol%), **L4** (15 mol%), and <sup>t</sup>BuOK (18 mol%). <sup>b</sup> ((4-Bromophenyl)ethynyl)trimethylsilane was used. <sup>c</sup> The reaction was conducted with toluene (0.5 mL) and MeOH (1.5 mL).

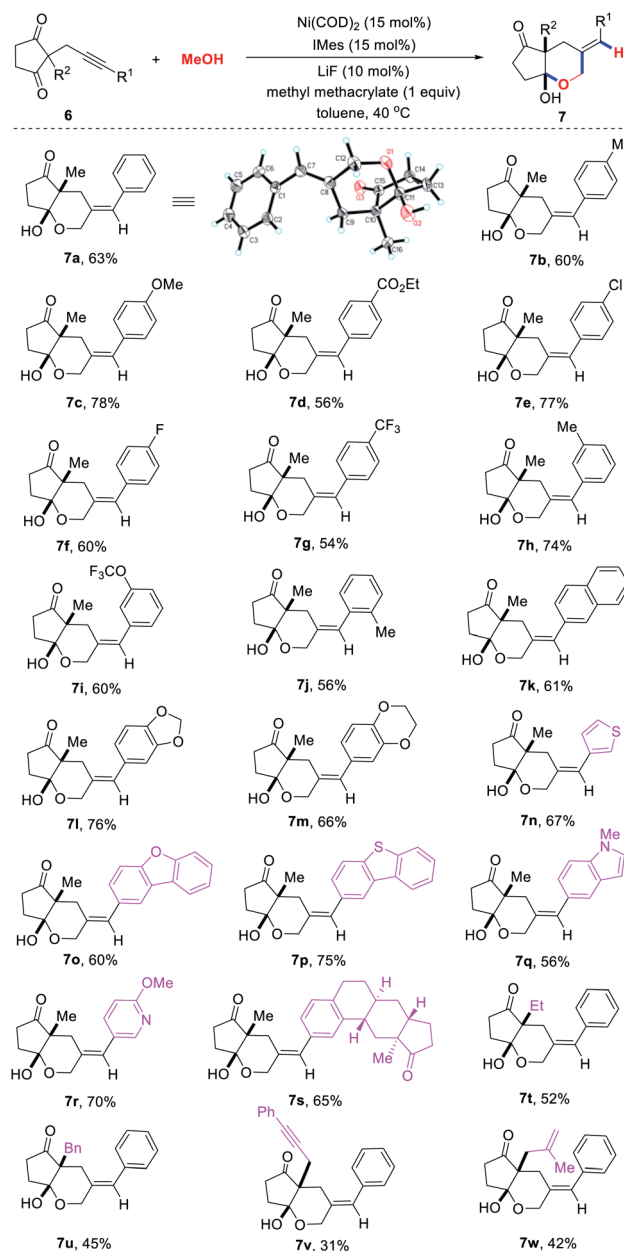


of methanol in the catalytic C–C coupling reactions is indeed a big challenge. Various N-heterocyclic carbene ligands (**L2**–**L6**) were investigated (entries 3–9). We found that the selectivity of allylic alcohol **2a** is challenged by a number of side reactions, such as the hydrogenation (**3a**), dimerization (**4a**) and trimerization (**5a**) of alkyne **1a**. **L4** is the most effective, providing **2a** with the highest yield (40%) and excellent regioselectivity (14/1), but an appreciable quantity of dimerization and trimerization by-products **4a** and **5a** was still obtained (entry 5). Krische<sup>14</sup> reported that PCy<sub>3</sub> could promote the reductive coupling of alkynes and paraformaldehyde, but we found that it is not effective for alkyne–methanol coupling (entry 8).

Many examples have reported that olefins can affect the outcomes of transition metal-catalyzed cross coupling reactions through increased activity, stability, or selectivity.<sup>18</sup> More recently, Montgomery *et al.*<sup>19</sup> found that adding electron-deficient olefins to NHC–Ni(0) complexes can improve their catalytic performance. Inspired by this discovery, we examined various acrylates **A1**–**A4** (entries 10–13). Excitingly, the addition of methyl methacrylate (**A3**) can indeed significantly improve the chemoselectivity of the reaction, providing the allylic alcohol **2a** in 60% isolated yield and a more than 14/1 ratio of regioisomers (entry 12). The structure of acrylates has a great influence on the reaction outcome, indicating that they may act as additional ligands to coordinate with the nickel catalyst, thereby suppressing these undesired dimerization or cyclo-trimerization side reactions. However, by-products formed by the reductive coupling of acrylates and alkynes have also been observed (see Section 3 in the ESI†).<sup>20</sup> It is worth mentioning that stoichiometric acrylate additives are not necessary. As shown in entry 14, even if 0.2 equivalent of **A3** was used, 54% of the target product **2a** can be obtained, thus showing the subtleties of our catalytic system.

With the optimized reaction conditions in hand, we turned our attention to explore the substrate scope of alkynes (Scheme 2). We were pleased to find that various unsymmetrical aryl-alkyl alkynes were coupled with methanol to provide the corresponding allylic alcohols **2a**–**2q** in moderate to good yields and high regioselectivities. Various functional groups, such as fluorine (**2b**), trifluoromethyl (**2c**), chlorine (**2e**), allyl (**2f**), bromine (**2g**), amine (**2h**–**2j**) and amide (**2k** and **2l**) could all be well-tolerated. Heteroaromatic ring-substituted alkynes, such as 5-indole,<sup>21</sup> 2-dibenzothiophene and 2-dibenzofuran could also proceed smoothly to furnish allylic alcohols **2n**–**2p** in 40–63% yield. It is worth mentioning that complex biologically active molecules such as estrone derivatives, could also be successfully incorporated into the desired product **2q** in 62%, thus demonstrating the robustness and generality of this methodology for late-stage modification of complex biologically active molecules. Terminal alkynes were also found to be compatible with the reaction conditions, providing the corresponding products **2r**–**2s** in moderate yields and excellent regioselectivity (>20/1). Symmetric diarylalkynes bearing electron-donating or electron-withdrawing groups were applicable to the reaction (**2t**–**2y**). Strikingly, both 1,2-di(furan-2-yl)ethyne and 1,2-di(thiophen-2-yl)ethyne were competent substrates and furnished the desired allylic alcohols **2x**–**2y** in good yields.

In addition, this transformation is not restricted to aryl-substituted alkynes. As shown in Scheme 2, oct-4-yne and cyclododecane were coupled with methanol to produce allylic alcohols **2z** and **2aa** in 87% and 54% yields, respectively. To further evaluate the influence of the electronic properties of the substituents on the regioselectivity, we tested the hydro-hydroxymethylation reaction of unsymmetrical dialkyl-substituted alkynes bearing benzyloxy or dibenzylamino groups at the propargylic position. To our delight, the corresponding allylic alcohols **2ab**–**2ad** were obtained in moderate yields, with remarkably high regioselectivity (>20/1). However,



Scheme 3 Substrate scope of alkynes for the synthesis of [5, 6]-bicyclic hemiacetals. Reactions were carried out with **6** (0.2 mmol), Ni(COD)<sub>2</sub> (15 mol%), IMes (15 mol%), LiF (10 mol%), and methyl methacrylate (0.2 mmol) in toluene (1.5 mL) and MeOH (0.5 mL) in a sealed tube at 40 °C. Isolated yields are given.

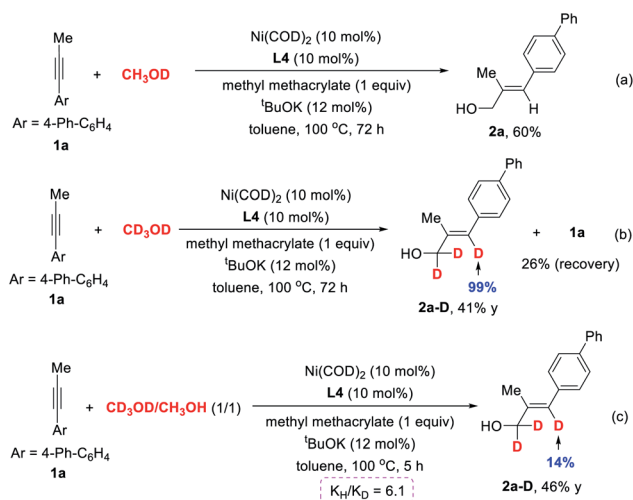


the regioselectivity of this reaction was decreased by the alkyne bearing a benzyloxy group at the homopropargylic position.

To expand the potential synthetic applications of the transformation, we investigated the hydrohydroxymethylation of 1,3-enynes. The corresponding dienol **2af** was obtained, which was selectively hydrohydroxymethylated on the alkyne but not on the alkene moiety. 1,6-Enyne was also compatible to give the corresponding allylic alcohol **2ag** in 42% yield with >20/1 regioselectivity. This strategy can serve as a powerful supplement to the previous method reported by Krische *et al.*,<sup>22</sup> in which alcohols were reacted with alkenes to obtain the corresponding homopropargylic alcohols.<sup>23</sup>

Alkynone substrates were also tested, but the expected product was not detected due to their sensitivity to base. After slightly modifying the reaction conditions, we were pleased to find that various [5,6]-bicyclic hemiacetals **7** could be obtained in good yields with excellent regio- and diastereoselectivities through the cascade cyclization reaction of alkynones **6** with methanol (Scheme 3). We first explored the influence of the substituents ( $R^1$ ) at the terminus of the triple bond. A variety of *para*-substituted aromatic rings at the alkyne terminus could undergo tandem cyclization to provide the target hemiacetals **7b–7g** in 54–78% yields. The structure of **7a** was confirmed by an X-ray crystal diffraction study. The aryl groups with substituents at the *meta* and *ortho* position were also found to be compatible, leading to the corresponding products **7h–7j** in 56–74% yields. Moreover, various (hetero)aryl rings such as naphthalene (**7k**), benzodioxan (**7l**), 3,4-dihydrobenzodioxine (**7m**), thiophene (**7n**), dibenzofuran (**7o**), dibenzothiophene (**7p**), indole (**7q**) and pyridine (**7r**) at the terminal of the triple bond could be successfully incorporated into the desired products in good yields. Strikingly, estrone was also compatible with this transformation to afford the desired product **7s** in 65% yield. However, no desired product was observed when the methyl substituted alkynone substrate was used. We then investigated the influence of the substituents ( $R^2$ ) at the 2-position of the cyclopentane-1,3-diones. Ethyl, benzyl, and allyl were all well tolerated leading to the corresponding [5,6]-bicyclic hemiacetals **7t–7w** in moderate yields.

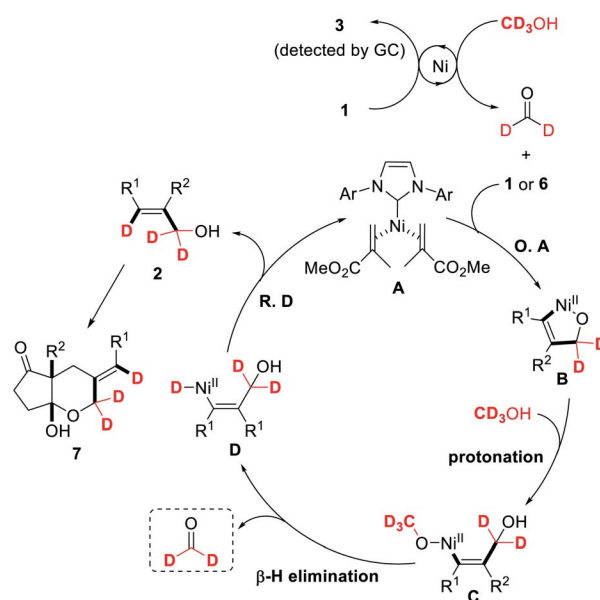
To provide a deeper insight into the reaction mechanism, deuterium-labelling experiments were performed. **1a** was reacted with  $\text{CH}_3\text{OD}$  under our standard reaction conditions; however, no incorporation of deuterium was detected in product **2a** (Scheme 4a), revealing that the hydroxyl of methanol is not the proton source. This result is different from the previous report by Zhou *et al.*,<sup>24</sup> in which the Ni(0) catalyst underwent oxidative addition to the O–H bond of methanol to form methoxyl nickel hydride species and then migratory insertion into unsaturated bonds. Further investigation using  $\text{CD}_3\text{OD}$  as solvent provided **2a-D** in 41% yield, in which 99% of the deuterium was incorporated into the olefinic position, but the reaction rate is obviously slowed down (Scheme 4b). We also conducted the kinetic isotope effect (KIE) experiment. The intermolecular competition reaction between **1a** and  $\text{CD}_3\text{OD}$  or  $\text{CH}_3\text{OH}$  under standard reaction conditions provided a KIE ( $k_{\text{H}}/k_{\text{D}}$ ) value of 6.1 (Scheme 4c). Taken together, these results may indicate that the dehydrogenation of methanol to form the key



Scheme 4 Deuterium-labelling experiments.

formaldehyde intermediate is the rate-determining step of this transformation.

On the basis of these experimental results and previous observations, a possible reaction mechanism is proposed in Scheme 5. The reaction is initiated by reducing alkyne to alkene and simultaneously oxidizing methanol to formaldehyde, as evidenced by the detection of catalytic amounts of alkene **3**. Oxidative cyclization of acrylate-coordinated NHC–Ni(0) **A**<sup>17</sup> with alkyne and formaldehyde gives oxa-nickelacycle intermediate **B**. Subsequent protonation of nickelacycle species **B** with methanol affords the vinylnickel intermediate **C**, which can undergo  $\beta$ -H elimination to generate vinyl nickel hydride species **D** and formaldehyde.<sup>25</sup> Reductive elimination of **D** will furnish allylic alcohol **2** and the catalytically active Ni(0) catalyst **A**. Further nucleophilic addition of the hydroxyl group to one of



Scheme 5 Proposed reaction mechanism.



the ketone carbonyl groups will produce [5,6]-bicyclic hemiacetal 7. We speculate that the acrylate is used as an additional ligand, thereby inhibiting the alkyne dimerization to 1,3-dienes or cyclotrimerization to aromatic ring derivatives.

## Conclusions

In summary, a nickel-catalyzed direct coupling of alkynes and methanol is developed for the first time, providing direct access to high added-value allylic alcohols in good yields and excellent chemo- and regioselectivity. This transformation features a wide substrate scope and high atom-, step- and redox-economy. In addition, a cascade cyclization reaction of alkynes and methanol has also been developed for the synthesis of [5,6]-bicyclic hemiacetals.

## Data availability

The ESI include experimental detail, NMR data and HRMS data.

## Author contributions

W. K. conceived and designed the experiments. H. C. and Z. Z. performed the experiments and prepared the ESI. W. K. directed the project and wrote the manuscript.

## Conflicts of interest

There are no conflicts to declare.

## Acknowledgements

The authors are grateful for financial support from Wuhan University, the "1000-Youth Talents Plan", and the National Natural Science Foundation of China (No. 21702149).

## Notes and references

- (a) P. G. Cifre and O. Badr, *Energy Convers. Manage.*, 2007, **48**, 519; (b) <http://www.methanol.org/Methanol-Basics.aspx>.
- M. Nielsen, E. Alberico, W. Baumann, H. J. Drexler, H. Junge, S. Gladiali and M. Beller, *Nature*, 2013, **495**, 85.
- (a) R. Langer, I. Fuchs, M. Vogt, E. Balaraman, Y. D. Posner, L. J. W. Shimon, Y. B. David and D. Milstein, *Chem.–Eur. J.*, 2013, **19**, 3407; (b) C. Gunanathan and D. Milstein, *Acc. Chem. Res.*, 2011, **44**, 588.
- R. E. R. Lugo, M. Trincado, M. Vogt, F. Tewes, G. S. Quinones and H. Grützmacher, *Nat. Chem.*, 2013, **5**, 342.
- (a) J. Moran, A. Preetz, R. A. Mesch and M. J. Krische, *Nat. Chem.*, 2011, **3**, 287; (b) K. D. Nguyen, D. Herkommer and M. J. Krische, *J. Am. Chem. Soc.*, 2016, **138**, 14210; (c) M. Holmes, K. D. Nguyen, L. A. Schwartz, T. Luong and M. J. Krische, *J. Am. Chem. Soc.*, 2017, **139**, 8114.
- N. Ortega, C. Richter and F. Glorius, *Org. Lett.*, 2013, **15**, 1776.
- (a) L. K. M. Chan, D. L. Poole, D. Shen, M. P. Healy and T. J. Donohoe, *Angew. Chem., Int. Ed.*, 2014, **53**, 761; (b) D. Shen, D. L. Poole, C. C. Shotton, A. F. Kornahrens, M. P. Healy and T. J. Donohoe, *Angew. Chem., Int. Ed.*, 2015, **54**, 1642.
- S. Ogawa and Y. Obora, *Chem. Commun.*, 2014, **50**, 2491.
- X. Quan, S. Kerdphon and P. G. Andersson, *Chem.–Eur. J.*, 2015, **21**, 3576.
- (a) Y. Li, H. Li, H. Junge and M. Beller, *Chem. Commun.*, 2014, **50**, 14991; (b) E. A. Jo, J. H. Lee and C. H. Jun, *Chem. Commun.*, 2008, 5779; (c) F. Li, J. Xie, H. Shan, C. Sun and L. Chen, *RSC Adv.*, 2012, **2**, 8645; (d) C. Sun, X. Zou and F. Li, *Chem.–Eur. J.*, 2013, **19**, 14030.
- (a) A. Quintard and J. A. Rodriguez, *ChemSusChem*, 2016, **9**, 28; (b) B. G. R. Berendt, K. Polidano and L. C. Morrill, *Org. Biomol. Chem.*, 2019, **17**, 1595; (c) T. Irrgang and R. Kempe, *Chem. Rev.*, 2019, **119**, 2524.
- For reviews on Ni-catalyzed alkyne–carbonyl reductive couplings, see: (a) S. Saito and Y. Yamamoto, *Chem. Rev.*, 2000, **100**, 2901; (b) J. Montgomery, *Acc. Chem. Res.*, 2000, **33**, 467; (c) J. Montgomery, *Angew. Chem., Int. Ed.*, 2004, **43**, 3890; (d) R. M. Moslin, K. Miller-Moslin and T. F. Jamison, *Chem. Commun.*, 2007, 4441; (e) Y. Nakao and T. Hiyama, *Pure Appl. Chem.*, 2008, **80**, 1097; (f) M. Jeganmohan and C. H. Cheng, *Chem.–Eur. J.*, 2008, **14**, 10876; (g) H. A. Malik, R. D. Baxter and J. Montgomery, Nickel-Catalyzed Reductive Couplings and Cyclizations, in *Catalysis without Precious Metals*, ed. R. M. Bullock, Wiley-VCH, Weinheim, 1st edn, 2010, pp. 181–210; (h) Formation of C–C bonds *via* catalytic hydrogenation and transfer hydrogenation. J. Moran and M. J. Krische, in *Sustainable Catalysis*, ed. K. K. Hii, M. T. Williams, P. J. Dunn and M. J. Krische, John Wiley and Sons, New York, 2012, pp. 363–408; (i) J. M. Ketcham, I. Shin, T. P. Montgomery and M. J. Krische, *Angew. Chem., Int. Ed.*, 2014, **53**, 9142; (j) B. Sam, B. Breit and M. J. Krische, *Angew. Chem., Int. Ed.*, 2015, **54**, 3267; (k) E. P. Jackson, H. A. Malik, G. J. Sormunen, R. D. Baxter, P. Liu, H. Wang, A. R. Shareef and J. Montgomery, *Acc. Chem. Res.*, 2015, **48**, 1736; (l) E. A. Standley, S. Z. Tasker, K. L. Jensen and T. F. Jamison, *Acc. Chem. Res.*, 2015, **48**, 1503.
- (a) K. Nakai, Y. Yoshida, T. Kurahashi and S. Matsubara, *J. Am. Chem. Soc.*, 2014, **136**, 7797; (b) E. L. McInturff, K. D. Nguyen and M. J. Krische, *Angew. Chem., Int. Ed.*, 2014, **53**, 3232; (c) Y. Cai, J. Zhang, F. Li, J. Liu and S. L. Shi, *ACS Catal.*, 2019, **9**, 1.
- C. C. Bausch, R. L. Patman, B. Breit and M. J. Krische, *Angew. Chem., Int. Ed.*, 2011, **50**, 5687.
- (a) T. Wu, J. Chen and Y. Wu, *Org. Lett.*, 2011, **13**, 4794; (b) G. Zhang, Y. Xie, Z. Wang, Y. Liu and H. Huang, *Chem. Commun.*, 2015, **51**, 1850; (c) Y. Liu, G. Zhang and H. Huang, *Org. Lett.*, 2017, **19**, 6674; (d) S. Cañellas, J. Montgomery and M. À. Pericàs, *J. Am. Chem. Soc.*, 2018, **140**, 17349; (e) Q. Liang, K. Hayashi and D. Song, *ACS Catal.*, 2020, **10**, 4895; (f) H. Olivier-Bourbigou, P. A. R. Breuil, L. Magna, T. Michel, M. F. E. Pastor and D. Delcroix, *Chem. Rev.*, 2020, **120**, 7919.
- For selected reviews, see: (a) S. Saito and Y. Yamamoto, *Chem. Rev.*, 2000, **100**, 2901; (b) K. P. C. Vollhardt, *Angew.*



- Chem., Int. Ed.*, 1984, **23**, 539; (c) J. A. Varela and C. Saá, *Chem. Rev.*, 2003, **103**, 3787; (d) Y. Yamamoto, *Curr. Org. Chem.*, 2005, **9**, 503; (e) A. F. Orsino, M. Gutiérrez del Campo, M. Lutz and M. E. Moret, *ACS Catal.*, 2019, **9**, 2458.
- 17 (a) M. Qian, M. A. Liauw and G. Emig, *Appl. Catal., A*, 2003, **238**, 211; (b) W. H. Lin and H. F. Chang, *Catal. Today*, 2004, **97**, 181.
- 18 J. B. Johnson and T. Rovis, *Angew. Chem., Int. Ed.*, 2008, **47**, 840.
- 19 (a) D. P. Todd, B. B. Thompson, A. J. Nett and J. Montgomery, *J. Am. Chem. Soc.*, 2015, **137**, 12788; (b) A. J. Nett, S. Cañellas, Y. Higuchi, M. T. Robo, J. M. Kochkodan, M. T. Haynes, J. W. Kampf and J. Montgomery, *ACS Catal.*, 2018, **8**, 6606; (c) Z. Zhou, J. Chen, H. Chen and W. Kong, *Chem. Sci.*, 2020, **11**, 10204.
- 20 C. Wang, P. Lin and C.-H. Cheng, *J. Am. Chem. Soc.*, 2002, **124**, 9696.
- 21 Trace amount of the methylated product at the C3-position of indole was observed, see: S. Chen, G. Lu and C. Cai, *RSC Adv.*, 2015, **5**, 70329.
- 22 (a) R. L. Patman, V. M. Williams, J. F. Bower and M. J. Krische, *Angew. Chem., Int. Ed.*, 2008, **47**, 5220; (b) L. M. Geary, J. C. Leung and M. J. Krische, *Chem.-Eur. J.*, 2012, **18**, 16823; (c) K. D. Nguyen, D. Herkommer and M. J. Krische, *J. Am. Chem. Soc.*, 2016, **138**(16), 5238; (d) L. M. Geary, S. K. Woo, J. C. Leung and M. J. Krische, *Angew. Chem., Int. Ed.*, 2018, **57**, 461.
- 23 (a) J. R. Kong, M. Y. Ngai and M. J. Krische, *J. Am. Chem. Soc.*, 2006, **128**, 718; (b) Y. T. Hong, C. W. Cho, E. Skucas and M. J. Krische, *Org. Lett.*, 2007, **9**, 3745.
- 24 L. Xiao, L. Cheng, W. Feng, M. Li, J. Xie and Q. Zhou, *Angew. Chem., Int. Ed.*, 2018, **57**, 461.
- 25 A. Herath, W. Li and J. Montgomery, *J. Am. Chem. Soc.*, 2008, **130**, 469.

