

Cite this: *Chem. Sci.*, 2021, 12, 15727

All publication charges for this article have been paid for by the Royal Society of Chemistry

Dibenzocycloheptanones construction through a removable *P*-centered radical: synthesis of allocolchicine analogues†

Yan Zhang,^a Zhenzhi Cai,^a Julia Struwe,^b Chanchan Ma,^a Wangyu Zeng,^a Xinyi Liao,^a Min Xu^a and Lutz Ackermann^b

Dibenzocycloheptanones containing a tricyclic 6–7–6-system are present in numerous biologically active natural molecules. However, the simple and efficient preparation of derivatives containing a dibenzocycloheptanone scaffold remains difficult to date. Herein, we report a versatile strategy for the construction of these challenging seven-membered rings using a 7-*endo*-trig cyclization which is initiated by a phosphorus-centered radical. This approach provides a step-economical regime for the facile assembly of a wide range of phosphorylated dibenzocycloheptanones. Remarkably, we also have devised a traceless addition/exchange strategy for the preparation of dephosphorylated products at room temperature with excellent yields. Therefore, this protocol allows for the concise synthesis of biorelevant allocolchicine derivatives.

Received 30th September 2021
Accepted 8th November 2021

DOI: 10.1039/d1sc05404j

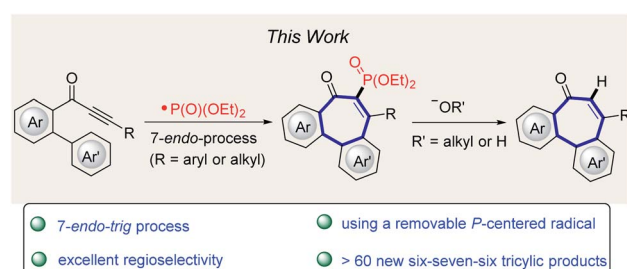
rsc.li/chemical-science

Introduction

Seven-membered rings represent a class of structurally special compounds with a synthetically difficult scaffold.¹ In particular, the 6–7–6 ring system has been found to be a privileged structure which is present in a number of marketed natural products and bioactive molecules, such as *N*-acetylcolchicinol methyl ether (NSC 51046), ZD6126 and other pharmaceutical compounds (Fig. 1, bottom).^{2,3} However, because of inherent transannular and entropic factors,^{4,5} the synthesis of functionalized 6–7–6 ring systems still represents an ongoing challenge compared to numerous efficient and modular procedures to access common six- or five-membered cyclic compounds through traditional substitution, condensation and coupling reactions.⁶

During the last decades, various synthetic methods producing allocolchicine analogues have been developed. These examples include enyne ring-closing metathesis/Diels–Alder reaction⁷ or Diels–Alder reaction/aromatization approach,⁸ palladium-catalyzed intramolecular direct arylation,⁹ intramolecular Nicholas reaction,¹⁰ oxidative coupling,¹¹ phenanthrol ring expansion,¹² electrophilic iodocyclization¹³ and

Suzuki–Miyaura coupling/Aldol condensation.¹⁴ Although those procedures definitely represent attractive strategies to access the challenging 6–7–6 ring system, the continuing investigation of direct and efficient approaches towards this core structure is still highly valuable. The construction of new chemical bonds by radical addition reactions represents a powerful tool for chemical transformations and has attracted considerable recent attention,¹⁵ as this approach usually features mild reaction conditions, predictable reaction outcome, a high functional group tolerance and the use of diverse radical precursors



Representative privileged scaffolds of allocolchicine analogues

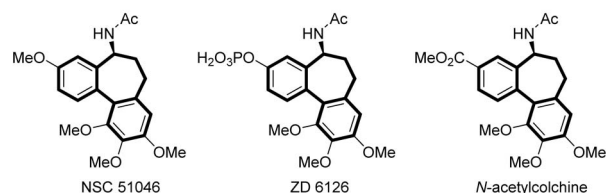


Fig. 1 Dibenzocycloheptanones construction with reaction design, and selected examples of bioactive 6–7–6 tricyclic compounds.

^aKey Laboratory of the Ministry of Education for Advanced Catalysis Materials, Drug Discovery & Innovation Center, College of Chemistry and Life Sciences, Zhejiang Normal University, China. E-mail: zhangyan001@zjnu.edu.cn

^bInstitut für Organische und Biomolekulare Chemie, Georg-August-Universität Göttingen, Germany. E-mail: Lutz.Ackermann@chemie.uni-goettingen.de

† Electronic supplementary information (ESI) available: Experimental details and characterization of all new compounds and details for DFT calculations. CCDC 2103940 and 2103941. For ESI and crystallographic data in CIF or other electronic format see DOI: 10.1039/d1sc05404j



and initiation strategies. As 7-endo-cyclization reaction are considered to be favorable following the Baldwin rules and the extended ones from Alabugin,¹⁶ we questioned whether the efficiency noted in a removable radical formation could be translated into a practical formation strategy for 6–7–6 scaffolds. Although this direct radical annulation approach seems to be straightforward for the construction of the tricyclic core, key challenges remained to be addressed (Fig. 1, top).

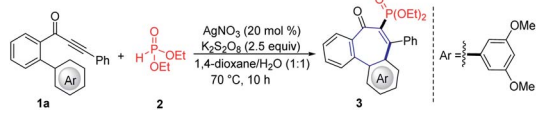
First, the regioselectivity between 5-*exo*, 6-*exo* and 7-*endo* cyclization needs to be well controlled by adjusting the influence of substituents on the Ar'-moiety. Compared to five- or six-membered ring formation, the use of the 7-*endo*-trig approach is rare to construct seven-membered rings *via* radical cyclization.¹⁷ Second, similar to common directing groups in C–H activation, almost all radical sources will also leave behind undesired chemical “foot prints”,¹⁸ thereby requiring further synthetic derivatization and restricting the method to the desired skeleton of the products. Third, only few radical cascade reactions initiated by the addition of a phosphonyl radical to alkynes were reported, presumably due to slow kinetics of radical [(RO)₂P(O)] addition step.^{19,20} Thus, the development of efficient *P*-radical tandem procedures and step-economical routes for the construction of various seven-membered rings is still desirable. Within our ongoing interest in radical addition reactions to the alkynes,^{20a,21} we herein report an unprecedented cascade cyclization of biarylynes, which can be performed with commercially available, inexpensive reagents in water-tolerant radical reaction conditions. Notable features of our strategy include (a) the first phosphonyl radical addition to internal alkynes resulting in a 7-*endo*-trig process, (b) the *P*-centered radical motif can be removed traceless under operationally-simple conditions, (c) excellent regioselectivity, and (d) ample substrate scope.

Results and discussion

Optimization of reaction condition

We initiated our studies by probing various reaction conditions for the envisioned cascade cyclization of 1-(3',5'-dimethoxy-[1,1'-biphenyl]-2-yl)-3-phenylprop-2-yn-1-one (**1a**) as the model substrate (Tables 1 and S2 in the ESI[†]), using the inexpensive HPO(OEt)₂ (**2**) as the phosphonyl radical source. Gratifyingly, the desired 6–7–6 tricyclic product **3** was isolated in 60% yield, when the reaction was performed in the presence of AgNO₃/K₂S₂O₈ in a 1,4-dioxane/H₂O solvent system at 70 °C for 8 h. Different reaction media were explored, but fell short in efficiently delivering the desired products (2–8). Furthermore, a series of chemical oxidants was tested but showed not to be beneficial (entries 9–12). Either decreasing or increasing the reaction temperature failed to improve the yield of **3** (entry 13). Not surprisingly, substituents on the Ar'-ring have a decisive influence on the formation of the seven-membered ring. Therefore, a substitution effect was first examined under the optimized conditions (entry 11 in Table S2[†]). Indeed, the type and position of substituents on the arene moiety determined the efficacy of the 7-*endo*-trig cyclization process. We were pleased to find that 4-(*tert*-butyl)phenyl alkyne **1i** gave the

Table 1 Optimization of the cascade cyclization/phosphorylation^a



Entry	Deviation from standard conditions	Yield/%
1	No change	60
2	MeCN	41
3	1,4-Dioxane	27
4	MeCN/H ₂ O (1 : 1)	Trace
5	DMSO/H ₂ O (1 : 1)	Trace
6	DMF/H ₂ O (1 : 1)	31
7	MeOH/H ₂ O (1 : 1)	Trace
8	THF/H ₂ O (1 : 1)	40
9	Cu(OTf) ₂ and THBP in MeCN	Trace
10	Mn(OAc) ₃ (2.5 equiv.) in MeCN	15
11	AgNO ₃ (2.0 equiv.)	48
12	Na ₂ S ₂ O ₈ instead of K ₂ S ₂ O ₈	54
13	Reaction at 60 °C	52

^a Standard conditions: **1a** (0.2 mmol, 1.0 equiv.), **2** (0.5 mmol, 2.5 equiv.), K₂S₂O₈ (0.5 mmol, 2.5 equiv.), AgNO₃ (20 mol%), 1,4-dioxane/H₂O (1 : 1, 2 mL), under N₂, 70 °C, 10 h. Yield of the isolated product.

best result and the desired product **11** was thereby obtained in 67% yield (Fig. 2).

Robustness

With the optimized conditions in hand, we became interested in investigating the substrate scope of this radical cyclization and we tested a diverse range of biarylyne substrates with different aromatic rings Ar and R (Scheme 1). The reaction tolerated a variety of H-phosphonates and substituents with diverse electronic properties in all positions of the arene (12–

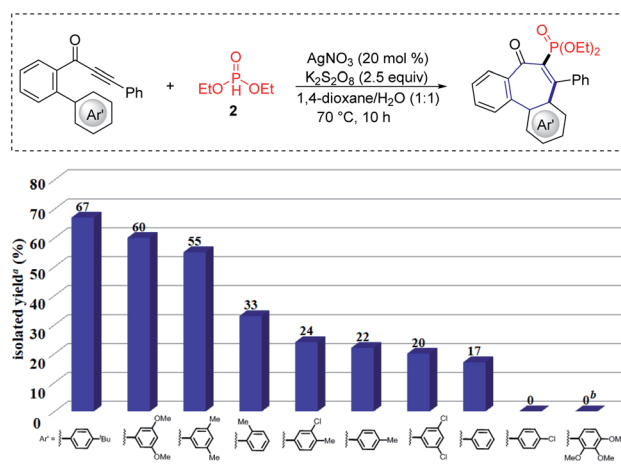
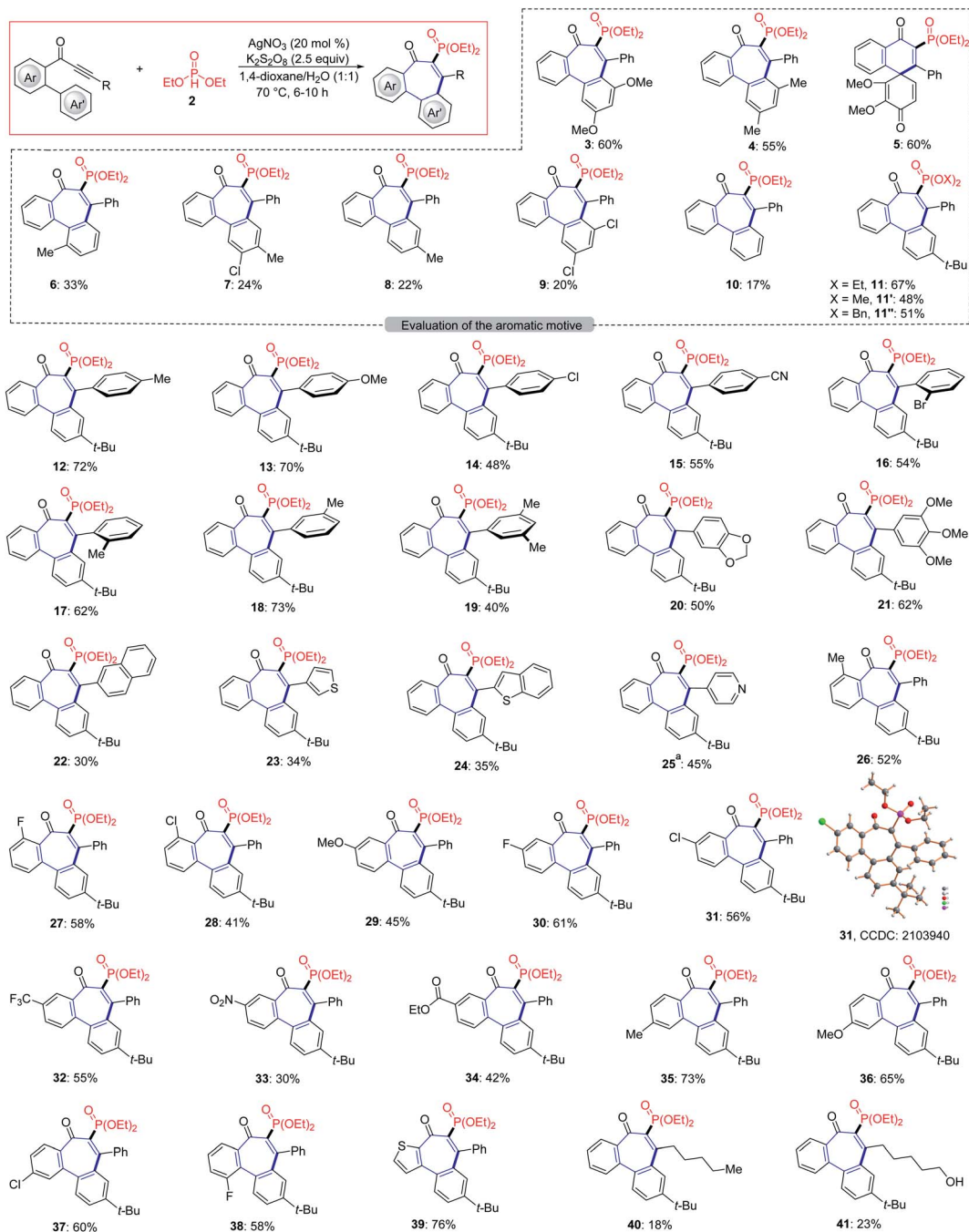


Fig. 2 Substituent impact on 7-*endo* radical cyclization process.^a ^a Standard conditions: **1a** (0.2 mmol, 1.0 equiv.), **2** (0.5 mmol, 2.5 equiv.), K₂S₂O₈ (0.5 mmol, 2.5 equiv.), AgNO₃ (20 mol%), 1,4-dioxane/H₂O (1 : 1, 2 mL), under N₂, 70 °C, 10 h. Yield of the isolated products. ^b 6-*Exo* product **5** formed in 60% yield.





Scheme 1 Scope of 7-endo-trig cyclization process. Reaction conditions from Table 1, entry 1, alkyne (1, 0.3 mmol), 6–10 h. ^aAfter being stirred at 70 °C for 10 h, the mixture was neutralized with NaHCO₃ until pH 7–8 and extracted with ethyl acetate.

21), with the mass balance largely accounting for unreacted starting material. We were pleased to find that *ortho*- and *meta*-substituted arenes R underwent this transformation efficiently despite a possible steric repulsion (18–21), even for poly-substituted substrates. Furthermore, heterocyclic substrates bearing thiophene, pyridine and benzothiophene as well as naphthyl substituents were also tolerated in this transformation (22–25). After having demonstrated the broad applicability with respect to the arene R, substitutions on the phenone scaffold were examined as well. Substrates decorated with both electron-

withdrawing and electron-donating groups on the aryl ring Ar did not significantly alter the reaction efficacy and the tricyclic compounds were efficiently obtained (26–38). As depicted, the 7-endo- approach was compatible with valuable sensitive functional groups, such as chloro-, bromo-, ether-, nitro-, cyano- and ester-functionalities. A heterocyclic substrate was also applicable in this transformation to afford the corresponding product 39 in good yield. Noteworthy, also alkyl alkynes were applicable and gave minor amounts of the corresponding products (40–41). The connectivity of product 31 was



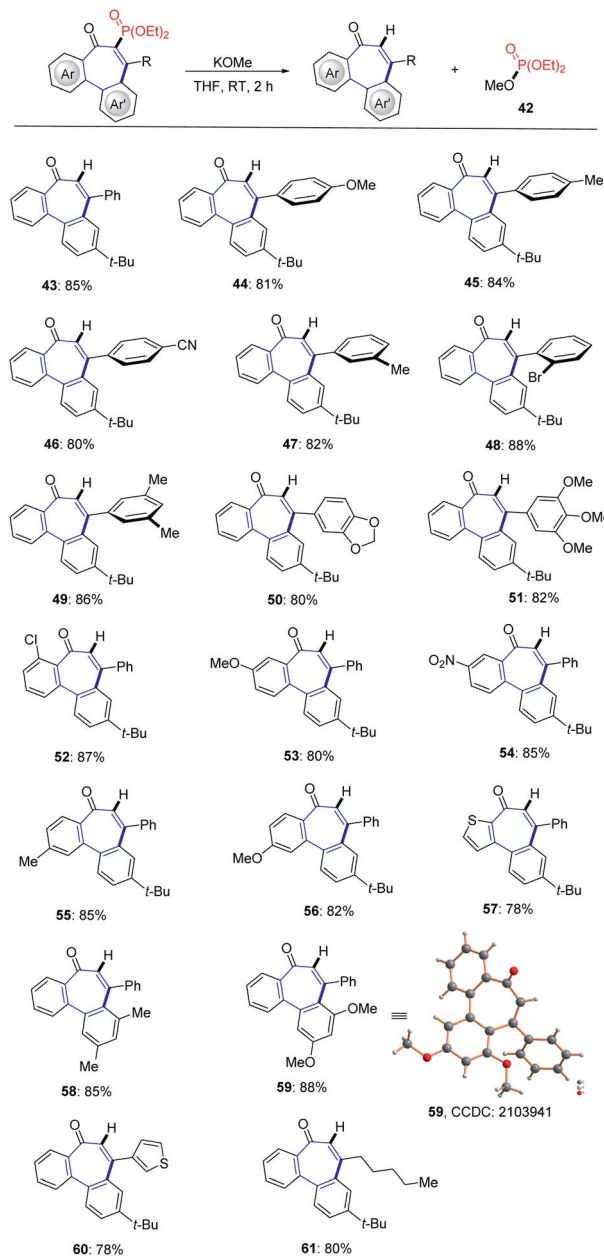
unambiguously confirmed by single-crystal X-ray analysis (Scheme 1).²²

In order to increase the potential synthetic elaboration, we also explored an access to other classes of allocolchicine analogues. To our delight, we found that the incorporated phosphonyl motif could be easily removed in the presence of alkoxide or hydroxide bases. Next, the substrate scope of this traceless bond-constructing strategy was explored (Scheme 2). As expected, this mild anion addition/exchange approach was found to be generally applicable for the dephosphorylation (43–61). The structure of product 59 was unambiguously verified by X-ray crystallographic analysis.^{22b}

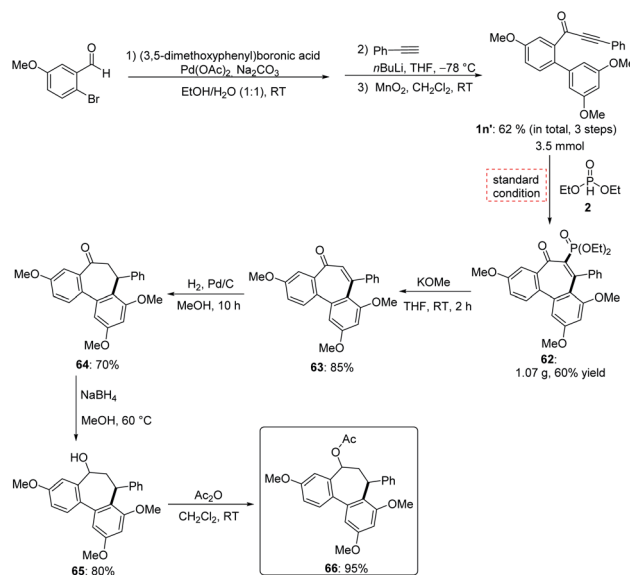
To further demonstrate the synthetic utility, the developed strategy was exploited for the preparation of bioactive NSC

51046 analogues (Scheme 3). NSC 51046 is a natural product which displays potent anticancer activity by inhibition of the tubulin polymerization.^{2c} Due to the modularity of the our synthesis, this approach could be beneficial for preparing diverse NSC 51046 analogues from 3-phenyl-1-(3',4,5'-trimethoxy-[1,1'-biphenyl]-2-yl)prop-2-yn-1-one **1n'** which could be easily prepared from 2-bromo-5-methoxybenzaldehyde *via* cross-coupling reaction. Under the standard reaction conditions, the phosphorylation product **62** was obtained in gram-scale. Subsequently, phosphonate **62** was converted to the dephosphorylation product enone **63** following our defunctionalization procedure. Reduction of alkene **63** led to the formation of intermediate **64**, which provided the allocolchicine **66** after reduction followed by acetylation. Thus, this strategy opens a new avenue to a divergent synthesis of allocolchicine analogues with readily available starting materials and high efficacy.

Considering that this conversion process includes a radical addition step, a control experiment was conducted thereafter. The key radical intermediate **A** could be trapped by 2,2,6,6-tetramethyl-1-piperidinyloxy (TEMPO) to form the TEMPO-adduct **67** (Fig. 3a). Based on these experimental result and related findings,²³ a plausible mechanism involving a radical-type catalytic cycle is proposed as depicted in Fig. 3. First, the *P*-radical is generated from diethyl H-phosphonate (**2**) initiated by AgNO₃. Selective radical addition of the *P*-radical to the α -position of the carbonyl in **1i** affords the vinyl radical **A**, which undergoes 7-*endo*-trig cyclization resulting in intermediate **B**. Then, intermediate **B** undergoes further SET oxidation to form the product **11**. In addition, we also found by pH measurement that after the reaction between **1i** and **2** was performed under standard conditions, the reaction mixture became clearly acidic. Finally, enone **43** could be obtained after dephosphorylation involving an alkoxy anion addition/exchange process,



Scheme 2 Scope of dephosphorylation process.



Scheme 3 Gram-scale reaction and NSC 51046 analogue synthesis.



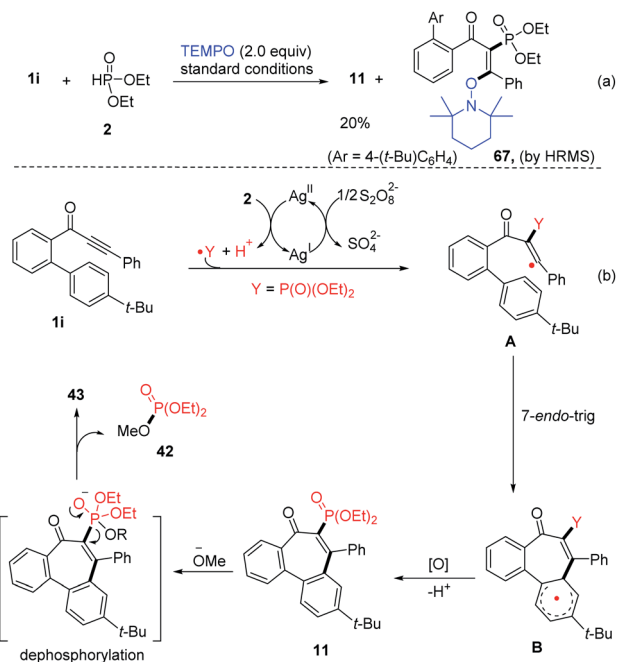


Fig. 3 Mechanistic investigation on the radical annulation and dephosphorylation process (a) radical trapping experiment, (b) proposed mechanism.

generating **42** as a byproduct that can be detected by HRMS and ^{31}P -NMR (see the ESI †).

Conclusions

In summary, we have developed an efficient approach for the construction of dibenzocycloheptanones through a cascade radical addition of biarylnones with diethylphosphite as the radical source. This versatile strategy showed high regioselectivity, ample scope and good functional group compatibility. It is worth mentioning that the introduced radical fragment of the phosphorylated products was easily removed in the presence of bases to give the corresponding allocolchicine analogues. The developed approach represents one of the rare 7-endo-trig radical cyclization processes and is a useful method for the concise construction of a variety of novel and potentially useful drug-type, and natural product-like molecules bearing valuable 6-7-6-scaffolds.

Data availability

All experimental data, procedures for data analysis and pertinent data sets are provided in the ESI † .

Author contributions

Y. Z. and L. A. conceived the project. Y. Z., Z. C., C. M. W. Z., X. L. and M. X. performed the experiments, Y. Z., Z. C. and C. M. and J. S. analyzed and interpreted the experimental data. Y. Z. and J. S. drafted the paper. Y. Z. and L. A. supervised the project. All of

the authors discussed the results and contributed to the preparation of the final manuscript.

Conflicts of interest

There are no conflicts to declare.

Acknowledgements

Generous support by the National Natural Science Foundation of China (No. 21702188) and by the DFG (Gottfried-Wilhelm-Leibniz award to LA) is gratefully acknowledged.

Notes and references

- (a) I. Shiina, *Chem. Rev.*, 2007, **107**, 239–273; (b) T. P. Majhi, B. Achari and P. Chattopadhyay, *Heterocycles*, 2007, **71**, 1011–1052; (c) M. Inoue, *Chem. Rev.*, 2005, **105**, 4379–4405.
- (a) T. Graening and H.-G. Schmalz, *Angew. Chem., Int. Ed.*, 2004, **43**, 3230–3256; (b) B. Pérez-Ramírez, M. J. Gorbunoff and S. N. Timasheff, *Biochemistry*, 1998, **37**, 1646–1661; (c) A. Brossi, *J. Med. Chem.*, 1990, **33**, 2311–2319.
- (a) F. Büttner, S. Bergemann, D. Guénard, R. Gust, G. Seitz and S. Thoret, *Bioorg. Med. Chem.*, 2005, **13**, 3497–3511; (b) K. Nakagawa-Goto, M. K. Jung, E. Hamel, C.-C. Wu, K. F. Bastow, A. Brossi, S. Ohta and K.-H. Lee, *Heterocycles*, 2005, **65**, 541–550; (c) Q. Shi, K. Chen, X. Chen, A. Brossi, P. Verdier-Pinard, E. Hamel, A. T. McPhail, A. Tropsha and K.-H. Lee, *J. Org. Chem.*, 1998, **63**, 4018–4025.
- (a) R. L. Reyes, T. Iwai and M. Sawamura, *Chem. Rev.*, 2021, **121**, 8926–8947; (b) L. Yet, *Chem. Rev.*, 2000, **100**, 2963–3007.
- G. Illuminati and L. Mandolini, *Acc. Chem. Res.*, 1981, **14**, 95–102.
- (a) R. S. Doerksen, T. Hodík, G. Hu, N. O. Huynh, W. G. Shuler and M. J. Krische, *Chem. Rev.*, 2021, **121**, 4045–4083; (b) J.-R. Chen, X.-Q. Hu, L.-Q. Lu and W.-J. Xiao, *Chem. Rev.*, 2015, **115**, 5301–5365.
- F.-D. Boyer and I. Hanna, *Org. Lett.*, 2009, **9**, 715–718.
- A. V. Vorogushin, A. V. Predeus, W. D. Wulff and H.-J. Hansen, *J. Org. Chem.*, 2003, **68**, 5826–5831.
- M. Leblanc and K. Fagnou, *Org. Lett.*, 2005, **7**, 2849–2852.
- (a) S. Djurdjevic, F. Yang and J. R. Green, *J. Org. Chem.*, 2010, **75**, 8241–8251; (b) S. Djurdjevic and J. R. Green, *Org. Lett.*, 2007, **9**, 5505–5508.
- G. Besong, K. Jarowicki, P. J. Kocienski, E. Sliwinski and F. T. Boyle, *Org. Biomol. Chem.*, 2006, **4**, 2193–2207.
- W. M. Seganish and P. DeShong, *Org. Lett.*, 2006, **8**, 3951–3954.
- Y. Chen, C. Huang, X. Liu, E. Perl, Z. Chen, J. Namgung, G. Subramaniam, G. Zhang and W. H. Hersh, *J. Org. Chem.*, 2014, **79**, 3452–3464.
- Y. L. Choi, C.-M. Yu, B. T. Kim and J.-N. Heo, *J. Org. Chem.*, 2009, **74**, 3948–3951.
- For reviews on radical chemistry, see: (a) H. Xiao, Z. Zhang, Y. Fang, L. Zhu and C. Li, *Chem. Soc. Rev.*, 2021, **50**, 6308–6319; (b) H. Zhou, Z.-L. Li, Q.-S. Gu and X.-Y. Liu, *ACS Catal.*, 2021, **11**, 7978–7986; (c) M. Latrache and



- N. Hoffmann, *Chem. Soc. Rev.*, 2021, **50**, 7418–7435; (d) D. Leifert and A. Studer, *Angew. Chem., Int. Ed.*, 2020, **59**, 74–108; (e) Q.-Q. Zhou, Y.-Q. Zou, L.-Q. Lu and W.-J. Xiao, *Angew. Chem., Int. Ed.*, 2019, **58**, 1586–1604; (f) Y. Wei, P. Hu, M. Zhang and W. Su, *Chem. Rev.*, 2017, **117**, 8864–8907; (g) A. Studer and D. P. Curran, *Angew. Chem., Int. Ed.*, 2016, **55**, 58–102; (h) M.-C. Belhomme, T. Besset, T. Poisson and X. Pannecoucke, *Chem. - Eur. J.*, 2015, **21**, 12836–12865; (i) E. Merino and C. Nevado, *Chem. Soc. Rev.*, 2014, **114**, 2587–2693; (j) F. Dénès, M. Pichowicz, G. Povie and P. Renaud, *Chem. Rev.*, 2014, **114**, 2587–2693; (k) U. Wille, *Chem. Rev.*, 2013, **113**, 813–853; (l) P. Chen and G. Liu, *Synthesis*, 2013, 2919–2939.
- 16 K. Gilmore and I. V. Alabugin, *Chem. Rev.*, 2011, **111**, 6513–6556.
- 17 (a) P. Xiong, H.-H. Xu, J. Song and H.-C. Xu, *J. Am. Chem. Soc.*, 2018, **140**, 2460–2464; (b) Y. Li and J.-H. Li, *Org. Lett.*, 2018, **20**, 5323–5326.
- 18 Y. Lu, D.-H. Wang, K. M. Engle and J.-Q. Yu, *J. Am. Chem. Soc.*, 2010, **132**, 5916–5921.
- 19 For reviews on phosphorous-centered radical reactions, see: (a) X.-Q. Pan, J.-P. Zou, W.-B. Yi and W. Zhang, *Tetrahedron*, 2015, **71**, 7481–7529; (b) D. Leca, L. Fensterbank, E. Lacôte and M. Malacria, *Chem. Soc. Rev.*, 2005, **34**, 858–865; (c) W. G. Bentrude, *Acc. Chem. Res.*, 1982, **15**, 117–125.
- 20 For phosphonyl radical addition to alkynes, see: (a) Y. Zhang, J. Zhang, B. Hu, M. Ji, S. Ye and G. Zhu, *Org. Lett.*, 2018, **20**, 2988–2992; (b) Z.-D. Liu, W.-Z. Bi, Y.-Y. Xia, H.-T. Wu and Y.-F. Zhao, *Chem. Commun.*, 2015, **51**, 3846–3849; (c) L.-J. Wang, A.-Q. Wang, Y. Xia, X.-X. Wu, X.-Y. Liu and Y.-M. Liang, *Chem. Commun.*, 2014, **50**, 13998–14001; (d) X. Mi, C. Wang, M. Huang, J. Zhang, Y. Wu and Y. Wu, *Org. Lett.*, 2014, **16**, 3356–3359; (e) X.-Q. Pan, J.-P. Zou, G.-L. Zhang and W. Zhang, *Chem. Commun.*, 2010, **46**, 1721–1723.
- 21 (a) Y. Zhang, C. Ma, J. Struwe, J. Feng, G. Zhu and L. Ackermann, *Chem. Sci.*, 2021, **12**, 10092–10096; (b) Y. Zhang, D. Guo, S. Ye, Z. Liu and G. Zhu, *Org. Lett.*, 2017, **19**, 1302–1305; (c) W. Ma and L. Ackermann, *Synthesis*, 2014, 2297–2304.
- 22 (a) CCDC 2103940;†; (b) CCDC 2103941.†
- 23 (a) X. Tan, Z. Liu, H. Shen, P. Zhang, Z. Zhang and C. Li, *J. Am. Chem. Soc.*, 2017, **139**, 12430–12433; (b) Z.-Z. Zhou, X.-B. Yan, X.-Y. Liu and Y.-M. Liang, *Org. Lett.*, 2014, **16**, 5616–5619.

