





Cite this: *Chem. Commun.*, 2022, 58, 11220

Small molecule activation with bimetallic systems: a landscape of cooperative reactivity

Miquel Navarro,  Juan José Moreno, Marina Pérez-Jiménez  and Jesús Campos *

There is growing interest in the design of bimetallic cooperative complexes, which have emerged due to their potential for bond activation and catalysis, a feature widely exploited by nature in metalloenzymes, and also in the field of heterogeneous catalysis. Herein, we discuss the widespread opportunities derived from combining two metals in close proximity, ranging from systems containing multiple M–M bonds to others in which bimetallic cooperation occurs even in the absence of M...M interactions. The choice of metal pairs is crucial for the reactivity of the resulting complexes. In this context, we describe the prospects of combining not only transition metals but also those of the main group series, which offer additional avenues for cooperative pathways and reaction discovery. Emphasis is given to mechanisms by which bond activation occurs across bimetallic structures, which is ascribed to the precise synergy between the two metal atoms. The results discussed herein indicate a future landscape full of possibilities within our reach, where we anticipate that bimetallic synergism will have an important impact in the design of more efficient catalytic processes and the discovery of new catalytic transformations.

Received 1st August 2022,
Accepted 6th September 2022

DOI: 10.1039/d2cc04296g

rsc.li/chemcomm

Introduction

The field of organometallic chemistry, especially its application in homogeneous catalysis, has been largely dominated by mononuclear transition metal complexes. However, a vivid interest in bimetallic and polynuclear compounds has recently emerged.¹ Nonetheless, the historical development of organometallic chemistry contradicts the potentially misleading notion of

Instituto de Investigaciones Químicas (IIQ), Departamento de Química Inorgánica and Centro de Innovación en Química Avanzada (ORFEO-CINQA), Consejo Superior de Investigaciones Científicas (CSIC) and University of Sevilla, Avenida Américo Vespucio 49, 41092 Sevilla, Spain. E-mail: jesus.campos@iiq.csic.es; Web: <https://jcamposgroup.iiq.us-csic.es/>



Miquel Navarro

joined the group of Dr Jesús Campos (CSIC – Universidad de Sevilla) as a Juan de la Cierva Fellow. His current research is focused on the design of bulky phosphine ligands for metal-containing cooperative systems.

Dr Miquel Navarro studied Chemistry at Universitat de Barcelona. He obtained his PhD in organometallic chemistry from Universität Bern under the supervision of Prof. Martin Albrecht in 2017. Then, he joined the group of Dr Didier Bourissou at Laboratoire Hétérochimie Fondamentale et Appliquée (CNRS – Université Paul Sabatier, Toulouse) as a Postdoctoral Fellow thanks to an Early Postdoc Mobility Fellowship from the Swiss National Science Foundation. In 2020, he



Juan José Moreno

is currently exploring the reactivity of metalloradical species in bond activation processes.

Juan José Moreno completed his BSc and MSc in Chemistry at the University of Sevilla in 2014, after which he joined the group of Professor Ernesto Carmona to pursue a PhD in organometallic chemistry. In 2019, he moved to the University of Virginia to perform electrocatalytic CO₂ reduction under the guidance of Professor Charles Machan. In 2021, he secured a Junta de Andalucía Postdoctoral Fellowship to join the Campos group, where he



genuine novelty based on the concept bimetallic design. In fact, the study of M–M bonds has sparked interest from organometallic chemists since the early beginnings of this discipline. Seminal discoveries at that time included, for instance, the first unambiguous recognition of a M–M bond in $\text{Mn}_2(\text{CO})_{10}$,² or shortly after the disclosure of multiple bonding in $[\text{Re}_2\text{Cl}_8]^{-2}$,³ which shattered the assumption of a maximum bond order of three. However, the evolution of bimetallic complexes has been discontinuous since then,⁴ where it was only in the last decade that renewed efforts have been devoted to the design and use of bimetallic organometallic architectures in a plethora of applications.

This re-emergence is substantiated by several facts. Firstly, in the search for more efficient catalysts, chemists have gained inspiration from nature. In metalloenzymes, it is common to find active sites that rely on the cooperative action of two or more metals to effect catalysis with unparalleled efficiency,⁵ especially in transformations that remain among the most challenging for modern synthetic chemistry.⁶ Thus far, bio-inspired and biomimetic bimetallic approaches have shown great prospects for future developments.⁷ The area of heterogeneous catalysis also serves as inspiration for molecular chemists seeking innovative bimetallic designs.⁸ This is not surprising given that metal–metal cooperation is crucial in many mixed-metal heterogeneous catalysts and nanoparticles.⁹ Moreover, the advancement of operando techniques and more sophisticated computational approaches evidence increasing cases where catalytic transformations that were believed to be mediated by genuine monometallic species involve the key participation of bimetallic intermediates and transition states.¹⁰

Continuous research on bimetallic complexes demonstrates that the presence of a second metal provides multiple tunable features that are unattainable for mononuclear species (Fig. 1). In the latter case, organometallic chemists have traditionally focused on tuning the stereoelectronic properties at the metal center by ligand modification. Beyond this approach, the presence

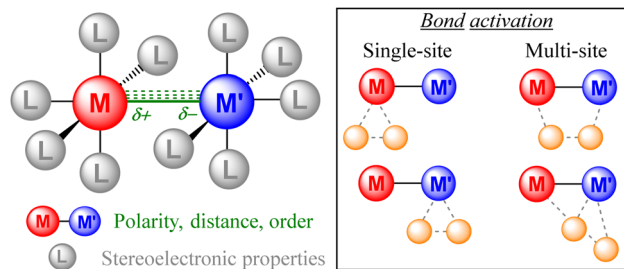


Fig. 1 Tunable features of bimetallic complexes and some examples of representative pathways for single vs. multi-site bond activation.

of a second metal enables the polarity, distance and order of the M–M bonds to be tuned, which are features exhibiting a strong impact on their reactivity (activity and selectivity) and other intrinsic properties such as photoluminescence, stability, solubility, magnetism and structural conformation. For instance, the polarity of the M–M bond is associated with the mechanism by which small molecules are activated, usually following homolytic pathways in non-polarized bonds and heterolytic pathways for polar M–M bonds. Besides, bond activation can proceed either by single-site or multi-site pathways, thus offering mechanistic possibilities that are absent in mononuclear complexes, which may lead to the discovery of new transformations.

The above-mentioned features have been elegantly exploited by many research groups for a variety of purposes (Fig. 2). For instance, the pseudo- C_3 -symmetric Zr/Co complex developed by Thomas is versatile, exhibiting either single-site or multi-site activation depending on the added substrate.¹¹ An additional advantage of bimetallic species is the ability to circumvent the often undesirable one-electron pathways, thus providing nobility to first-row transition metals. This concept has been exploited by Mankad in highly polarized group 8/group 11 complexes, which exhibit rich bond activation reactivity that can be implemented in, for instance, borylation catalysis.¹² Alternatively, the non-polarized naphthyridine-diimine dinickel



Marina Pérez-Jiménez

Margarita Salas Fellowship to join the group of Professor Mark R. Crimmin at Imperial College London, where she is developing her research at the moment.

Marina Pérez-Jiménez obtained her PhD in Organometallic Chemistry in 2021 at the University of Sevilla under the supervision of Professor E. Carmona and Dr J. Campos. Her PhD work focused on the synthesis and reactivity of dimolybdenum complexes containing quadruple metal–metal bonds. During her PhD, in 2019, she had a Predoctoral stay at the University of Berkeley, California, with the group of Professor T. Don Tilley. In 2022, she was awarded a Postdoctoral



Jesús Campos

interests include all aspects of organometallic chemistry, particularly on the study of cooperative mechanisms for bond activation and catalysis.

Jesús Campos obtained his PhD (2012) in Organometallic Chemistry at the University of Sevilla (E. Carmona). He developed his Postdoctoral research career at Yale (R. Crabtree) and Oxford University (S. Aldridge). In 2017, he became a CSIC tenured researcher at the Institute for Chemical Research and was awarded an ERC Starting Grant on molecular cooperative systems. In 2020, he was appointed Fellow of the Spanish Young Academy. His



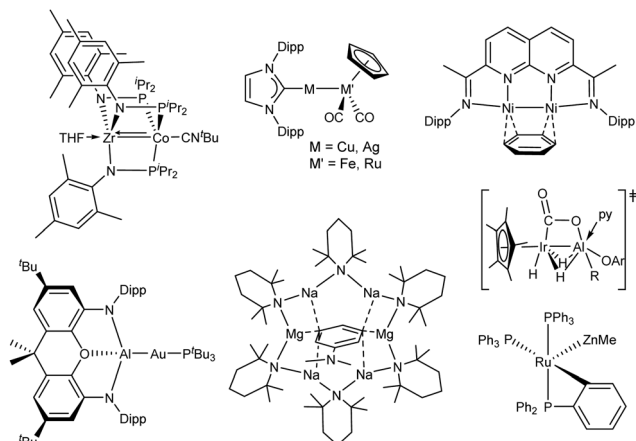


Fig. 2 Selected examples of bimetallic systems that exhibit remarkable cooperative reactivity.

complex developed by the Uyeda group is a highly active catalyst for unusual vinylidene transfer reactions.¹³ Moreover, the M–M bond polarity can be tuned in such a way that the intrinsic polarity of a certain atom can be even reversed, as demonstrated by Aldridge and Goicoechea in a $\text{Au}^{\delta-}/\text{Al}^{\delta+}$ complex, where the gold center behaves as a nucleophile towards small molecules.¹⁴ This example demonstrates that besides transition metals, main group-based combinations also hold great potential. In a related example, Camp reported a strongly polarized $\text{Ir}^{\delta-}/\text{Al}^{\delta+}$ system, which promotes the unusual reductive cleavage of carbon dioxide, relying on the synergistic cooperation between the two metals.¹⁵ Whittlesey and Macgregor examined the effects of incorporating several main group metal fragments in the $[\text{Ru}(\text{PPh}_3)_3\text{HCl}]$ compound, revealing the remarkable acceleration of dihydrogen activation due to the formation of the very uncommon Ru/Zn bimetallic pair.¹⁶ The partnership between transition and main group metals, although in its infancy, offers a landscape of possibilities, even for the apparently simple s-block metals. A classic example is the formation of the inverse crown complex $[\text{Na}_4\text{Mg}_2(\text{TMP})_6(\text{tBu})_2]$ (TMP = 2,2,6,6-tetramethylpiperidine) reported by Mulvey and O'Hara, which promotes dimetalation reactions with meta-meta' regioselectivity.¹⁷ In fact, the combination of alkali metals with less polar organometallics has proven to be a highly prolific strategy for altering selectivity during C–H bond activation.¹⁸ Take into account that this is just a small collection of selected examples that demonstrate the unlimited possibilities within our grasp.

In this work, we describe our efforts to better understand the synergy and cooperative mechanisms evolving from bimetallic complexes of different nature. In the last few years, our group focused on the study of bimetallic species that contain not only multiple and single M–M bonds, but also the extreme case of those that cooperate without exhibiting a direct bimetallic interaction. Our designs include systems in which the two active sites are transition metals and also those incorporating a metal of the main group series. Herein, we discuss our results pertaining to their synthesis and especially their reactivity

towards small molecules, focusing on key mechanistic aspects. The discussion is organized in the following sections:

- Frustration *versus* interaction in bimetallic systems.
 - Frustrated Lewis pairs based on transition metals.
 - Bimetallic frustrated Lewis pairs.
 - M–M-polarized single bonds.
- Multiple metal–metal bonds in X–Y bond activation.
- Transition metal–main group bimetallic cooperativity.

Frustration *versus* interaction in bimetallic systems

Frustrated Lewis pairs based on transition metals

It was long believed that despite the well-known ability of Lewis acids and bases to promote chemical transformations, their cooperative involvement in bond activation and catalysis was inhibited by the irreversible formation of Lewis adducts. In 1942, Brown first recognized that steric effects precluded the formation of a Lewis adduct between BMe_3 and 2,6-lutidine.¹⁹ In the following years, various combinations of sterically demanding Lewis acids and bases were found to promote unforeseen stoichiometric reactions,²⁰ but it was not until 2006 that Stephan and coworkers reported the reversible cleavage of H_2 by a phosphino-borane (Fig. 3(a)).²¹ This reactivity, considered at the time exclusive to transition and f-block metals, revolutionized main group chemistry and laid the foundation for the development of frustrated Lewis pairs (FLPs).²²

Although performing metal-free bond activation and catalysis is one of the preeminent features of FLPs, the reluctance of main group elements to partake in elemental reactions, such as oxidative addition, reductive elimination and migratory insertion encouraged the incorporation of Lewis acidic and basic transition metal sites as FLP constituents, aiming to expand the limited scope of traditional main-group FLPs by exploiting the rich reactivity of the d orbital shell.²⁷ The pioneering work by the group of Wass leveraged the Lewis acidity of Zr(IV) to perform stoichiometric²³ and catalytic²⁴ FLP reactivity in conjunction with a pending phosphane base (Fig. 3(b)). Soon after,

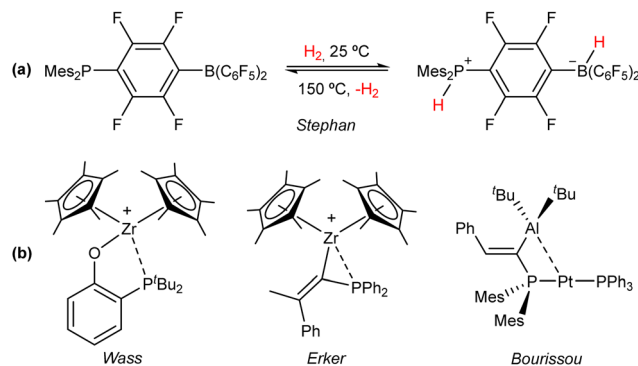


Fig. 3 (a) Seminal discovery of reversible dihydrogen activation at a phosphino-borane pair.²¹ (b) Representative examples of the first transition metal FLPs developed based on Zr(IV)^{23–25} and first example of a bimetallic FLP based on the Pt(0)/Al(III) pair.²⁶



Erker and coworkers expanded the scope of Zr/P systems by employing a geminal pair in FLP addition reactions and hydrogenation catalysis (Fig. 3(b)).²⁵ Recently, Bourissou *et al.* developed a bimetallic Pt(0)/Al(III) complex, which displayed thermally induced FLP behaviour (Fig. 3(b)).²⁶

Bimetallic frustrated Lewis pairs

Attempts to synthesize FLPs solely constructed around transition metal centres remained unfruitful until 2017,²⁸ when the use of bulky phosphine ligands allowed us to report the first example of a transition metal-only frustrated Lewis pair (TMOFLP).²⁹ The combination of a sufficiently congested Lewis acidic Au(I) fragment and a Lewis basic Pt(0) centre enabled the activation of dihydrogen and acetylene in a way that resembled main group FLP systems (Scheme 1), whereas the individual fragments were unreactive. In the case of dihydrogen, the heterolytic bond cleavage was followed by the formation of a heterobimetallic Au(I)/Pt(II) complex featuring a bridging and a terminal hydride. In turn, two competitive reaction pathways existed in the activation of acetylene, *i.e.*, alkyne deprotonation, giving rise to a bridged acetylide π -bonded to the cationic Au(I) centre and σ -bonded to a formal Pt(II) hydride, and the formation of two metal-carbon σ bonds (1,2-addition), establishing a bridging vinylene linker between the two metallic fragments. These two isomers, which were obtained in a 4 : 1 ratio, highly resemble the products typically obtained during alkyne activation by traditional phosphine/borane FLPs.³⁰

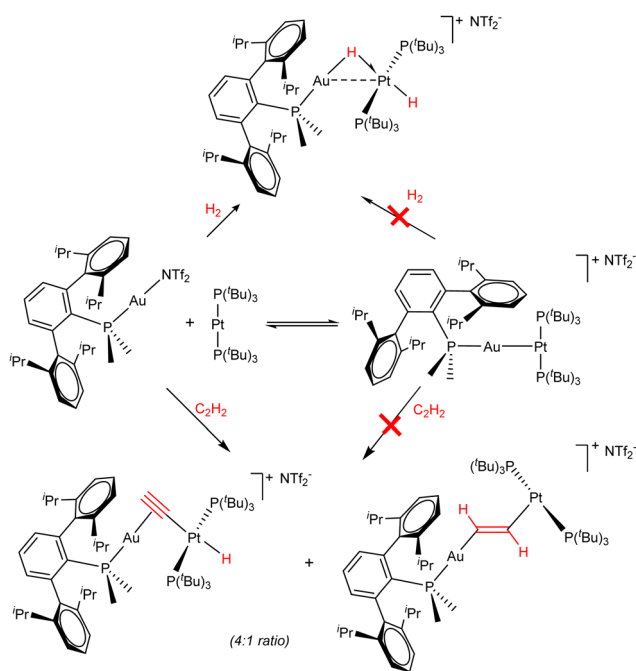
Following this seminal report, our group studied a family of Au(I)/Pt(0) systems to gain insight into the mechanism of the reaction between dihydrogen and the Au(I)/Pt(0) TMOFLP by experimental and computational means.³¹ By only varying the

	PMe ₂ Ar ^{Xyl} ₂	PMe ₂ Ar ^{Dipp} ₂	PCyp ₂ Ar ^{Xyl} ₂
Adduct formation (by NMR)			
C ₆ D ₆	✓	✗	✗
CD ₂ Cl ₂	✓	Equilibrium	✗
CD ₂ Cl ₂ /MeOH	✓	✓	✗
ΔG° solvent (DFT, kcal·mol⁻¹)			
C ₆ H ₆	-2.5	+1.7	+17.5
CH ₂ Cl ₂	-7.2	-2.4	+10.8

Fig. 4 Solvent-dependent thermodynamics of the FLP equilibrium.

steric profile of the terphenyl phosphine of the Au fragment, it became evident that, similar to conventional FLPs, the degree of frustration had a strong impact on the reaction rate. Fig. 4 presents a summary of our findings in this regard. Employing the smaller terphenyl phosphine PMe₂Ar^{Xyl}₂ (Ar^{Xyl}₂ = C₆H₃-2,6-(C₆H₃-2,6-Me₂)₂) led to the observation of a heterobimetallic Lewis adduct, whereas the bulkier one, PCyp₂Ar^{Xyl}₂ (Cyp = cyclopentyl), ensured complete frustration even in more polar solvents, which favoured the formation of the ionic Lewis adduct. The intermediate phosphine, PMe₂Ar^{Dipp}₂ (Ar^{Dipp}₂ = C₆H₃-2,6-(C₆H₃-2,6-ⁱPr₂)₂), as presented in Scheme 1, displayed solvent-dependent behaviour, where in apolar solvents such as benzene, frustration was retained. In dichloromethane, the broadening of the NMR resonances was consistent with the dynamic equilibrium between the independent fragments and the bimetallic Lewis adduct, which could be shifted to the latter by increasing the polarity of the medium by adding methanol. Density functional theory (DFT) calculations displayed excellent agreement with the thermodynamics of these solution equilibria.

Importantly, while bulkier systems effected fast dihydrogen activation at room temperature, that based on the PMe₂Ar^{Xyl}₂ phosphine, for which the resting state was the heterobimetallic adduct, displayed sluggish reaction kinetics. This was consistent with an FLP-type mechanism, which requires prior dissociation of the bimetallic adduct, and thus an additional barrier to overcome. Furthermore, the addition of either excess Au or Pt precursor to the latter system had a detrimental effect on the reaction rate, supporting that access to both independent metallic fragments was paramount to the observed reactivity. The system constructed around PMe₂Ar^{Dipp}₂ displayed greater activity than that based on PCyp₂Ar^{Xyl}₂, where similar to traditional FLPs, there is an optimal degree of bulkiness, above which reactions become slower or even do not occur. The product speciation was also affected by the steric profile of the phosphine ligands bound to the Au centre, where in the case of PMe₂Ar^{Xyl}₂, the only discernible product was the bridged heterobimetallic dihydride, whereas for PMe₂Ar^{Dipp}₂, the rapid formation of cationic digold and platinum hydride complexes eventually evolved to the thermodynamic product, *i.e.*, the heterobimetallic



Scheme 1 Lewis adduct formation equilibrium and FLP-type bimetallic activation of dihydrogen and acetylene by Au(I)/Pt(0) system.



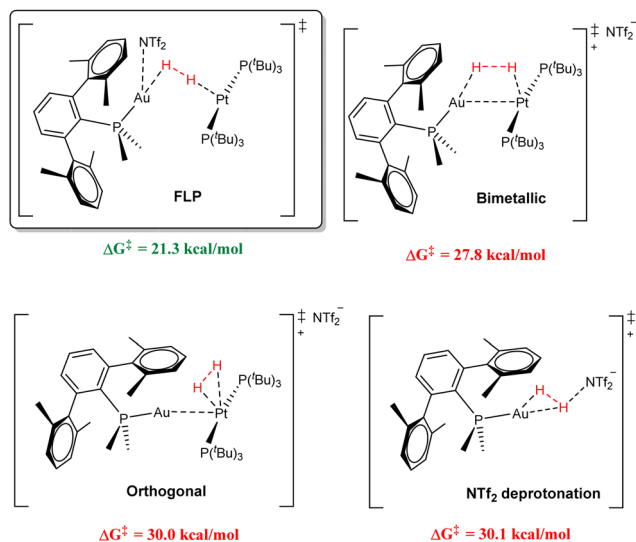


Fig. 5 Representation of the key transition states for the most relevant modelled mechanistic pathways and their associated overall energy barriers for H_2 splitting.

dihydride. However, while for $\text{PCyp}_2\text{Ar}^{\text{Xyl}2}$ the digold hydride was observed initially, the formation of the bridged heterobimetallic dihydride did not occur, which allowed us to disclose the gold-catalyzed formation of the *trans* Pt(II) dihydride.

One of our main goals is the precise determination of the mechanism for dihydrogen splitting. This transformation has served as the benchmark to gauge FLP reactivity, although it still remains under debate for main-group FLPs.³² For this, we examined all the potential relevant pathways by computational means (see representation of key transition states in Fig. 5), including activation of the H–H bond at the Pt centre followed by Au-assisted *cis-trans* isomerization (orthogonal activation), across the Pt–Au bond in the Lewis adduct (bimetallic activation), and at the Au centre followed by deprotonation by the NTf_2^- anion, which were all found to be unfeasible. In turn, the only energetically accessible route encompassed a true FLP-type transition state. The intermediate preceding this TS is an encounter complex in which the H_2 molecule interacts with both metal centres in an end-on fashion. Interestingly, despite its weak coordinating ability, a stabilizing interaction between the NTf_2^- anion and the Au centre was found to be essential, shifting the Au–H–H angle from 79.3° to 136.5° . A strong inverse kinetic isotope effect (KIE) was found for the systems containing $\text{PMe}_2\text{Ar}^{\text{Xyl}2}$ (0.46) and $\text{PMe}_2\text{Ar}^{\text{Dipp}2}$ (0.50, carried out at -20°C), suggesting that similar reaction pathways were operative for both. The calculated zero-point energy differences ($\Delta\Delta\text{ZPE}$) for the $\text{PMe}_2\text{Ar}^{\text{Xyl}2}$ system gave an inverse primary KIE $k_{\text{H}}/k_{\text{D}} = 0.40$, in excellent agreement with the experimentally determined values, thus further supporting our genuine FLP-type mechanism for a bimetallic system. We also found the same feature in a more recent study based on related Au(I)/Pt(0) pairs, in which the platinum species also contains a terphenyl phosphine.³³ In contrast to the majority of examples of inverse KIEs which involve H–H bond cleavage, we attributed its origin

to the collective isotopically sensitive vibrational modes at the rate-determining transition state and not due to a pre-equilibrium involving an inverse equilibrium isotope effect (EIE).

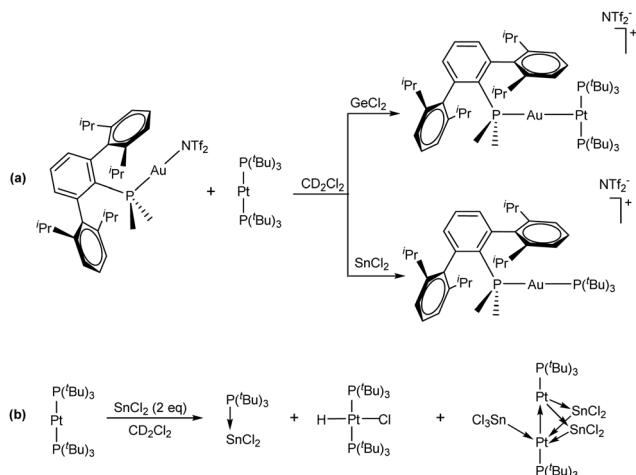
Another aspect that has attracted our attention in this area is controlling the selectivity. In the case of acetylene activation, the ratio between the isomers described in Fig. 6 was highly sensitive to the steric profile of the phosphines employed.³⁴ As mentioned above, the system based on $\text{PMe}_2\text{Ar}^{\text{Dipp}2}$ gave an 80:20 mixture of a σ,π -acetylide and a vinylene, respectively. For the least sterically demanding Au complex, $(\text{PMe}_2\text{Ar}^{\text{Xyl}2})\text{Au}(\text{NTf}_2)$, the regioselectivity shifted towards the formation of the bridging acetylide isomer (95:5 ratio), whereas for the bulkier complex, $(\text{PCyp}_2\text{Ar}^{\text{Xyl}2})\text{Au}(\text{NTf}_2)$, a drastic change was observed, as the heterobimetallic vinylene was quantitatively formed (Fig. 6). Low-temperature NMR spectroscopy and DFT calculations indicated alkyne coordination to the electrophilic Au centre takes place first, where the attack of the Pt atom towards the C or H atoms of the activated alkyne determines the selectivity of the process. Calculations indicated that the transmetalation of the acetylide ligand following deprotonation is a facile process. Interestingly, the divergence in the reaction outcome was achieved by modifying the steric hindrance around the Lewis acid and not the strength of the Lewis base alike in main-group FLPs. This is particularly advantageous considering that modifying the structure of the Lewis acid in traditional FLPs (typically fluorinated boranes) may be synthetically challenging,³⁵ while subtle changes on the ligand attached to the electrophilic gold site is straightforward.³⁶

Heavier tetrelenes, which are species containing divalent group 14 elements (from Si to Pb), display ambiphilic character, given that they present both a vacant p orbital and lone pair with s character on the same atom, which can cause them to behave as Lewis acids and/or bases. This single-site ambiphilicity resembles the concept of frustration, given that the aforesaid empty and filled orbitals cannot form a dative bond. However, this aspect has been exploited by some authors to stabilize highly reactive tetrelene fragments by push–pull interactions in the presence of a donor and an acceptor.³⁷ In fact, Rivard used metallic Lewis acidic $\text{W}(\text{CO})_5$ and basic $(\text{C}_5\text{H}_5)\text{Rh}(\text{PMe}_2\text{Ph})_2$ and $\text{Pt}(\text{PCy}_3)_2$ moieties to trap simple forms of divalent group 14 compounds.³⁸ These results prompted us to study the reactivity of tetrel dihalides (GeCl_2 and SnCl_2) towards the Au/Pt TMOFLP presented above.³⁹ The addition of GeCl_2 -dioxane to a solution of the frustrated Lewis pair based on $\text{PMe}_2\text{Ar}^{\text{Dipp}2}$ shifted the aforesaid equilibrium towards the formation of the Lewis adduct, likely by sequestration of the triflimide anion (Scheme 2(a)). In turn, SnCl_2 promoted the transfer of a phosphine ligand from the

	$\text{PMe}_2\text{Ar}^{\text{Xyl}2}$	$\text{PMe}_2\text{Ar}^{\text{Dipp}2}$	$\text{PCyp}_2\text{Ar}^{\text{Xyl}2}$	
σ,π -Acetylide	95	80	<1	
σ,σ -Vinylene	5	20	>99	

Fig. 6 Selectivity during acetylene activation by Au(I)/Pt(0) TMOFLPs.





Scheme 2 Reactivity of Au(I)/Pt(0) TMOFLP towards tetraylene dihalides.

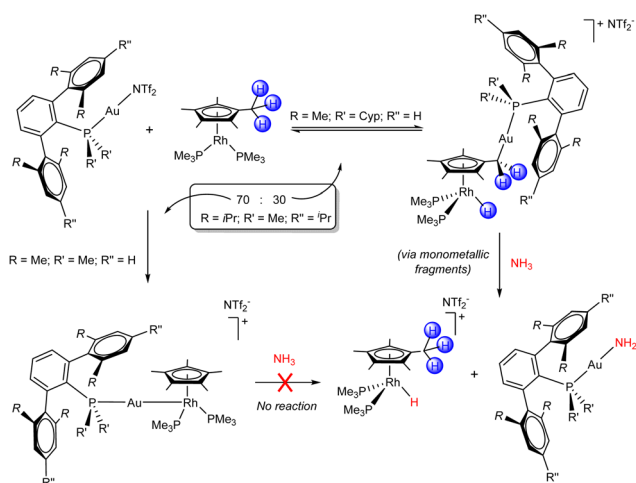
Pt complex to the Au centre (Scheme 2(a)). In fact, the major Pt-containing species in this process is a Pt/Sn cluster with a 1 : 1 phosphine : Pt ratio, for which computational studies indicate that all but one metal atom display ambiphilic donor-acceptor character (Scheme 2(b)). In the presence of added phosphine ligands, SnCl₂ was also found to be an effective promoter of phosphine exchange reactions between Pt(0) compounds of formula Pt(PR₃)₂ and free phosphine, offering a route towards unusual heteroleptic Pt(PR₃)(PR') complexes.

Subtle changes on the steric profile of the electrophilic Au(I) fragment proved impactful when combined with the Rh(I) Lewis base (C₅Me₅)Rh(PMe₃)₂, where intriguing divergent reactivity was observed (Scheme 3).⁴⁰ The system bearing PMe₂Ar^{Xyl12}, the least sterically demanding ligand, quantitatively formed the corresponding bimetallic Lewis adduct, which is a Rh-Au heterobimetallic complex. In turn, the use of the bulkiest PCyp₂Ar^{Xyl12} promoted an unforeseen C-H activation event at the pentamethylcyclopentadienyl (C₅Me₅) ligand, which led to the formation of new Au-C and Rh-H bonds. The direct migration of a hydride

from a methyl group of the C₅Me₅ unit to the metal is well known for early transition metals,⁴¹ but unprecedented for late ones. In the case of the intermediate PMe₂Ar^{Tripp2} (Ar^{Tripp2} = C₆H₃-2,6-(C₆H₂-2,4,6-ⁱPr₃)₂), the product distribution was a 70:30 ratio between the Lewis adduct and the C-H activation product. The latter fully converted into the Lewis adduct after 24 h at room temperature, showcasing the reversibility of the hydride migration process and indicating that the Lewis adduct was the thermodynamic product. Interestingly, while the Lewis adducts displayed no reactivity towards small molecule activation, the Rh hydrides derived from C-H activation rapidly carried out X-H bond activation reactions (X = N and O). Due to their coordinative saturation and the reversibility of their formation, we proposed that these complexes behave as unusual thermally induced TMOFLPs in the activation of ammonia, water and methanol. The cleavage of N-H bonds in ammonia is a reaction of particular interest, given that it is often challenging to achieve with monometallic transition metal complexes due to the undesirable formation of unreactive Werner-type adducts. The treatment of independently prepared [(PCyp₂Ar^{Xyl12})Au(NH₃)](NTf₂) with the Rh base gave the gold amide and rhodium hydride species stemming from N-H bond activation, supporting our hypothesis. Isotopic labelling further confirmed the reversibility of hydride migration and the heterolytic FLP-type mechanism by which the X-H bonds are cleaved by the cooperative action of gold and rhodium.

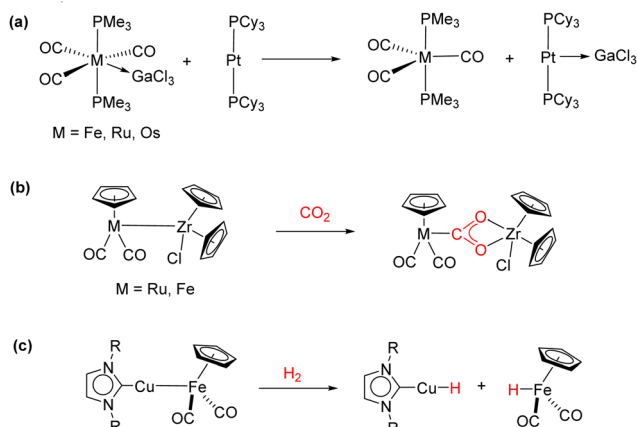
M-M polarized single bonds

Heterobimetallic complexes, in contrast to their homobimetallic counterparts, present intrinsic polarization at the M-M bond, and therefore they often exhibit cooperative reactivity towards different substrates in a way that may resemble FLPs. In this regard, bimetallic complexes without bridging ligand frameworks that are only stabilized through a M-M dative bond between a Lewis basic and a Lewis acidic metal are known as metal-only Lewis pairs (MOLPs).⁴² In fact, some of the complexes discussed in the previous section fall in this category, in particular those in which the steric constraints are reduced to the extent that the formation of a M-M dative bond is allowed. This type of complex has gathered growing attention in recent years, in no little part due to the key role of metal-metal interactions in a broad variety of catalytic transformations.⁴³ Braunschweig and co-workers explored the formation of a wide variety of unsupported dative bonds between the transition metal base Pt(PCy₃)₂ and s- and p-block metal acidic fragments (Scheme 4(a)).⁴⁴ Exchange reactions served as a useful tool for experimentally studying the basicity of different metallic fragments and showed the lability and dynamic behaviour of the M-M bond, forecasting the great potential of this type of system to act as thermally induced FLPs,⁴⁵ as shortly after demonstrated for the Au(I)/Pt(0) pairs described in the prior section. Despite their great potential, the ability of MOLPs to activate small molecules has been rarely investigated. In a pioneering work, Cutler described the activation of carbon dioxide through a M → Zr bond (M = Ru or Fe), leading to metallocarboxylates stabilized by push-pull interactions (Scheme 4(b)).⁴⁶ Recently, Mankad



Scheme 3 Bimetallic FLPs based on Au(I)/Rh(I) combinations. Intra-molecular reactivity and N-H bond activation.





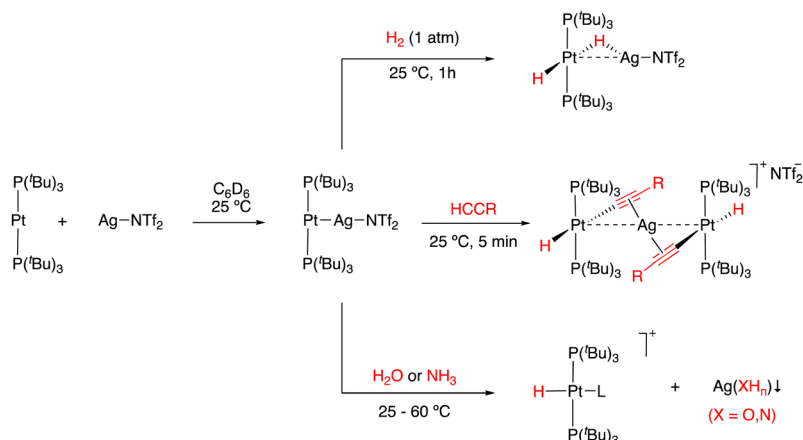
Scheme 4 Representative examples of MOLPs for the activation of small molecules.

investigated the capability of unbridged polarized heterobimetallic systems based on earth-abundant transition metals to activate different small molecules such as carbon disulfide, iodomethane, benzyl chloride and dihydrogen (Scheme 4(c)).⁴⁷ In addition, these heterobimetallic complexes have shown high activity in a variety of applications in catalysis.⁴⁸

Our group also investigated the ability of $\text{Pt}(\text{P}^t\text{Bu}_3)_2$ as a basic metal fragment to form different MOLP systems. The reaction of $\text{Pt}(\text{P}^t\text{Bu}_3)_2$ with the acidic fragment AgX ($\text{X} = \text{NTf}_2$ or OTf) in either benzene or dichloromethane in the absence of light readily formed the $[(\text{P}^t\text{Bu}_3)_2\text{Pt} \rightarrow \text{AgX}]$ adducts (Scheme 5).⁴⁹ In addition to crystallographic characterization, $^{31}\text{P}\{^1\text{H}\}$ NMR spectroscopy revealed a slight change in the chemical shift together with a pronounced decrease in the $^1J_{\text{P-Pt}}$ coupling constant, where $^1J_{\text{P-Pt}} = 3244 \text{ Hz}$ vs. $^1J_{\text{P-Pt}} = 4410 \text{ Hz}$ in the $\text{Pt}(\text{P}^t\text{Bu}_3)_2$ precursor. This decrease in the $^1J_{\text{P-Pt}}$ value indicates the reduced s character of the P–Pt bond as a consequence of the new $\text{Pt} \rightarrow \text{Ag}$ interaction. The use of coordinating anions such as NTf_2^- or OTf^- was shown to be crucial for the stability of these $\text{Pt}(0)/\text{Ag}(I)$ adducts, given that the analogous MOLPs presenting less coordinating counteranions (*i.e.*, BF_4^- and PF_6^-) display limited stability. The reactivity of the

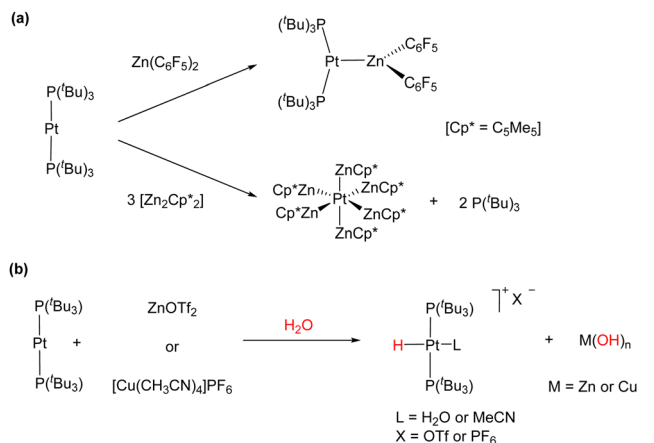
$[(\text{P}^t\text{Bu}_3)_2\text{Pt} \rightarrow \text{AgNTf}_2]$ adduct towards the activation of small molecules was examined. For instance, the MOLP readily reacted with dihydrogen and phenylacetylene under mild conditions to form the corresponding heterobimetallic dihydride and an uncommon trimetallic dibridged bisacetylide, respectively (Scheme 5). It is worth noting that none of the metal precursors exhibited any reactivity towards dihydrogen or phenylacetylene even under harsher conditions, demonstrating the cooperative cleavage of the H–H and C–H bonds. The $[(\text{P}^t\text{Bu}_3)_2\text{Pt} \rightarrow \text{AgNTf}_2]$ MOLP could also activate X–H bonds in water and ammonia, generating the oxidized platinum(II) hydrides and the corresponding precipitation of the silver hydroxide or amide salts. As discussed earlier, the activation of the N–H bond in ammonia, although less efficient than that for the above-mentioned $\text{Au}(I)/\text{Rh}(I)$ pair, constitutes a relevant result given its typically challenging nature.

We also investigated the formation and reactivity of zinc-containing MOLPs based on the basic metal fragment $\text{Pt}(\text{P}^t\text{Bu}_3)_2$.⁵⁰ Treatment of $\text{Pt}(\text{P}^t\text{Bu}_3)_2$ with zinc halides and pseudohalides in several solvents did not result in the expected adduct formation, in contrast to the readily accessible $[(\text{PCy}_3)_2\text{Pt} \rightarrow \text{ZnBr}_2]$.⁵¹ We attributed this reluctance towards adduct formation to steric reasons. However, the reaction of $\text{Pt}(\text{P}^t\text{Bu}_3)_2$ with 1 equivalent of $\text{Zn}(\text{C}_6\text{F}_5)_2$ in benzene afforded the bimetallic adduct $[(\text{P}^t\text{Bu}_3)_2\text{Pt} \rightarrow \text{Zn}(\text{C}_6\text{F}_5)_2]$, which represents the first example of a $\text{Pt}(0)/\text{organozinc}$ MOLP (Scheme 6(a)). Similarly to the $\text{Pt}(0)/\text{Ag}(I)$ adduct, a pronounced decrease in the $^1J_{\text{P-Pt}}$ coupling constant to 3328 Hz ($^1J_{\text{P-Pt}} = 4410 \text{ Hz}$ in $\text{Pt}(\text{P}^t\text{Bu}_3)_2$) was detected, indicating the formation of an adduct. In contrast, the less acidic ZnR_2 ($\text{R} = \text{Me, Et, Ph}$ and $\eta^5\text{-C}_5\text{Me}_5$) did not react with $\text{Pt}(\text{P}^t\text{Bu}_3)_2$ even under harsher conditions, highlighting the necessity for a highly electrophilic zinc centre to overcome the distortion of the linear $\text{Pt}(0)$ precursor to accommodate the bimetallic dative bond. The reaction of $\text{Pt}(\text{P}^t\text{Bu}_3)_2$ with the more exotic $\text{Zn}(I)$ dimer $\text{Zn}_2(\text{C}_5\text{Me}_5)_2$ resulted in the release of two equivalents of free phosphine and the precipitation of bright orange crystals of the $\text{Pt}(\text{ZnC}_5\text{Me}_5)_6$ complex (Scheme 6(a)). This adduct is formed through the insertion of the Pt centre into the $\text{Zn}–\text{Zn}$ bonds of three molecules of $\text{Zn}_2(\text{C}_5\text{Me}_5)_2$. It represents an



Scheme 5 Activation of dihydrogen, alkynes, water and ammonia by a metal-only Lewis pair based on Pt and Ag.





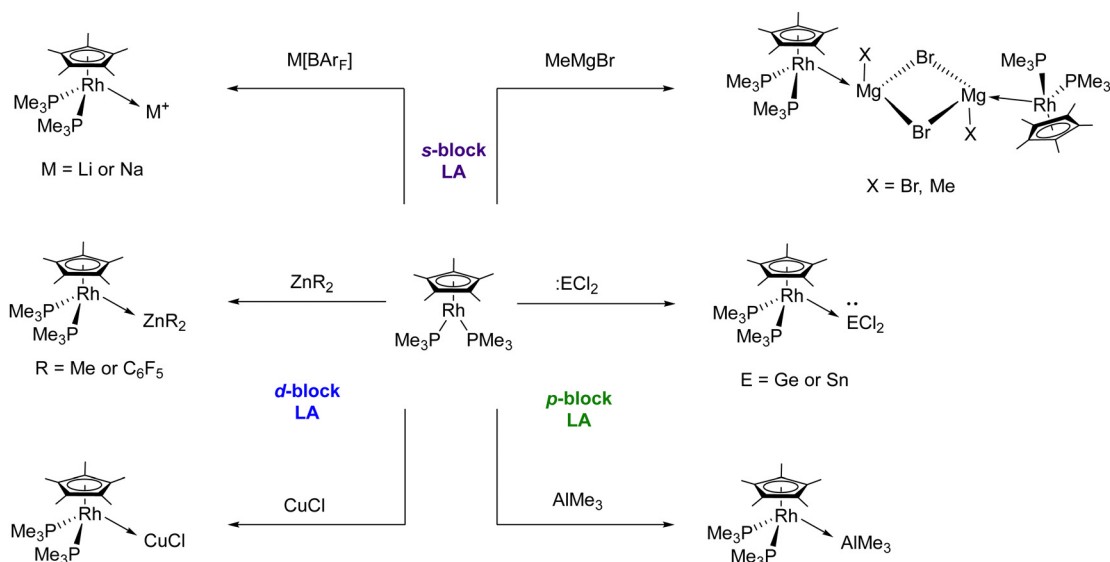
Scheme 6 (a) Reaction of $\text{Pt}(\text{P}^t\text{Bu}_3)_2$ with Lewis acidic organozinc compounds. (b) Activation of polar O–H bonds by $\text{Pt}(0)/\text{Zn}(II)$ and $\text{Pt}(0)/\text{Cu}(I)$ cooperative bimetallic species.

unusual 16-electron octahedral complex in which each vertex is occupied by a neutral 1-electron $\text{Zn}(\text{C}_5\text{Me}_5)$ ligand providing steric crowding, which stabilizes the encapsulated electron-rich platinum centre. This is different from all the prior Zn-rich polymetallic compounds of late transition metals, which consistently fulfil the 18-valence electron rule. Computational exploration of the topology of the $\text{Pt}(\text{ZnH})_6$ model system showed bond critical points (BCPs) together with their associated bond paths (BPs) between the zinc and platinum centres. In addition, no BCPs or BPs were located between the zinc atoms, indicating the absence of $\text{Zn} \cdots \text{Zn}$ interactions in the $\text{Pt}(\text{ZnC}_5\text{Me}_5)_6$ complex.

The $[\text{P}^t\text{Bu}_3]_2\text{Pt} \rightarrow \text{Zn}(\text{C}_6\text{F}_5)_2$ and $\text{Pt}(\text{ZnC}_5\text{Me}_5)_6$ complexes, which are inactive towards H_2 , rapidly hydrolyse in the presence of water. Similarly, a mixture of $\text{Pt}(\text{P}^t\text{Bu}_3)_2$ and ZnX_2 ($\text{X} = \text{Cl}, \text{Br}, \text{I}$ and OTf) readily activated the O–H bond of H_2O , affording platinum hydride complexes of the formula

$[\text{PtHX}(\text{P}^t\text{Bu}_3)_2]$, accompanied by the precipitation of zinc hydroxide salts (Scheme 6(b)). This reactivity is analogous to the activation of polar bonds by the combination of $\text{Pt}(\text{P}^t\text{Bu}_3)_2$ with the transition metal Lewis acid $[\text{Cu}(\text{CH}_3\text{CN})_4]\text{PF}_6$ previously reported by Jamali and co-workers,⁵² as well as the reactivity with AgNTf_2 described in Scheme 5.⁴⁹ The Lewis basic $\text{Pt}(\text{P}^t\text{Bu}_3)_2$ complex could also activate dihydrogen in the presence of catalytic amounts of $\text{Zn}(\text{OTf})_2$, generating the *trans* $\text{Pt}(II)$ dihydride under mild conditions. This process was found to be reversible and presented a strong inverse kinetic isotopic effect (KIE), which suggests that an FLP-type dihydrogen activation similar to the one previously detailed for the $\text{Au}(I)/\text{Pt}(0)$ pair may be operative.

As with the Lewis base $\text{Pt}(\text{P}^t\text{Bu}_3)_2$, we also capitalized on the ability of $[(\eta^5\text{-C}_5\text{Me}_5)\text{Rh}(\text{PMe}_3)_2]$ as a transition metal Lewis base to design MOLPs, where the highly constrained $\text{Au}(I)$ electrophiles described in Scheme 3 were substituted by smaller Lewis acidic fragments (Scheme 7).⁵³ Treatment of $[(\eta^5\text{-C}_5\text{Me}_5)\text{Rh}(\text{PMe}_3)_2]$ with lithium and sodium salts of the weakly-coordinating tetrakis(3,5-bis(trifluoromethyl)phenyl)borate anion ($\text{BAR}^{\text{F}-}$) in the non-coordinating solvent bromobenzene generated the corresponding $\text{Rh} \rightarrow \text{M}$ ($\text{M} = \text{Li}$ and Na) MOLPs. Isolation of these Lewis adducts was not possible due to rapid hydrolysis, which generated the corresponding $[(\eta^5\text{-C}_5\text{Me}_5)\text{Rh}(\text{PMe}_3)_2\text{H}][\text{BAR}^{\text{F}-}]$ and alkali hydroxides, illustrating the weakness of the $\text{Rh} \rightarrow \text{Li/Na}$ interaction. However, reaction of $[(\eta^5\text{-C}_5\text{Me}_5)\text{Rh}(\text{PMe}_3)_2]$ with the Grignard reagent MgMeBr affords the dimeric MOLP $[(\eta^5\text{-C}_5\text{Me}_5)\text{Rh} \rightarrow \text{Mg}(\text{Me}_x\text{Br}_{1-x})(\mu\text{-Br})_2]$, in which the methyl group bound to magnesium is mostly exchanged by a bromide ($\text{Me}:\text{Br}$ with 15:85 occupancies). The $\text{Rh} \rightarrow \text{Mg}$ bond length in complex $[(\eta^5\text{-C}_5\text{Me}_5)\text{Rh} \rightarrow \text{Mg}(\text{Me}_x\text{Br}_{1-x})(\mu\text{-Br})_2]$ accounts for 2.651(3) Å, which is shorter than the sum of the covalent radii of these metals and represents the first unambiguous example of an unsupported $\text{Rh} \rightarrow \text{Mg}$ bond. The $[(\eta^5\text{-C}_5\text{Me}_5)\text{Rh}(\text{PMe}_3)_2]$ Lewis base is also capable of forming MOLPs with p-block acids. The reaction of the



Scheme 7 Synthesis of $\text{Rh}(I)$ MOLPs with s-, p- and d-block Lewis acids.



heavier tetrylenes, GeCl_2 and SnCl_2 , and AlMe_3 with the $\text{Rh}(\text{I})$ base afforded the corresponding $\text{Rh}(\text{I}) \rightarrow \text{E}$ Lewis adducts ($\text{E} = \text{Ge}, \text{Sn}$ and Al). The formation of the bimetallic adducts was illustrated by a marked decrease in the $^1J_{\text{PRh}}$ coupling constant of *ca.* 40 Hz and by the corresponding upfield $^{103}\text{Rh}\{^1\text{H}\}$ NMR resonances, shifted by ~ 400 ppm compared to the $\text{Rh}(\text{I})$ precursor. The solid-state structure of these MOLPs showed unsupported $\text{Rh} \rightarrow \text{M}$ bonds, with distances shorter than the sum of the respective covalent radii. Interestingly, the germanium and tin MOLPs represent the first examples of rhodium-bound germylene and stannylene not stabilized by the coordination of a base. Finally, $[(\eta^5\text{-C}_5\text{Me}_5)\text{Rh}(\text{PMe}_3)_2]$ also reacts with the d-block Lewis acids ZnMe_2 , $\text{Zn}(\text{C}_6\text{F}_5)_2$ and CuCl , forming the corresponding $\text{Rh}(\text{I})$ MOLPs. Overall, the $[(\eta^5\text{-C}_5\text{Me}_5)\text{Rh}(\text{PMe}_3)_2]$ transition metal Lewis base has proven to be useful to construct a family of MOLPs with a wide range of s-, p- and d-block Lewis acids with unsupported $\text{Rh} \rightarrow \text{M}$ bonds. Curiously, DFT calculations demonstrated that the dative $\text{Rh} \rightarrow \text{M}$ bond is dominated by electron donation from the $\text{Rh}-\text{P}$ σ -bonds to the electrophilic metal, rather than from a filled Rh d-orbital to the acidic site, as we originally anticipated. This finding is consistent with the decrease in the $\text{M}-\text{P}$ coupling constants upon the formation of an adduct.

Multiple metal-metal bonds in X-Y bond activation

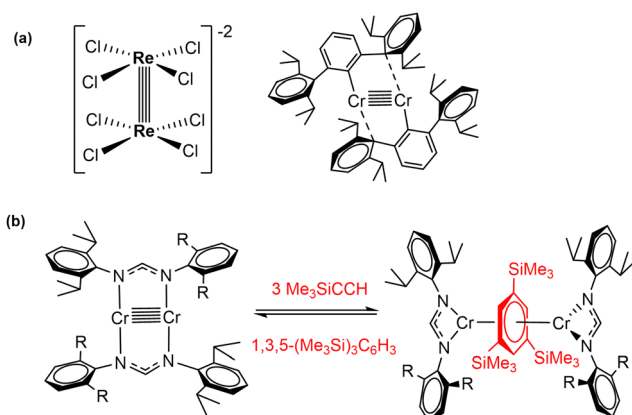
Highly polarized $\text{M}-\text{M}$ bonds hold intrinsic reactivity, as evidenced by the selected examples discussed in the section above. However, the electron density contained in multiply bonded homobimetallic complexes also offers fertile ground for bond activation and catalysis. Since the discovery of the first quadruple metal-metal bond between Re atoms (Scheme 8(a)),³ the vast majority of research in the field of multiple metal-metal bonding has focused on the isolation of complexes exhibiting high bond orders between different metal centres. This has led to important landmarks such as the synthesis of the first compound with a $\text{Cr}-\text{Cr}$ quintuple bond reported by Power's group in 2005 (Scheme 8(a)).⁵⁴ After this discovery, diverse homobimetallic⁵⁵ and some heterobimetallic⁵⁶ complexes were synthesised, including those based on first-row

transition metals.⁵⁷ However, the exploitation of the close proximity of the two metals (*ca.* 2 Å)⁵⁸ for the activation of small molecules has not been explored to a great extent and its true potential still remains mostly undisclosed. Nonetheless, promising reactivity studies regarding compounds containing multiple metal-metal bonds with high bond orders (more than three) have been accomplished by the groups of Tsai and Kempe, among others. Some instances include the carboalumination reactions towards $\text{Cr}-\text{Cr}$ quintuply bonded units reported by Kempe's group,⁵⁹ as well as the activation of small molecules such as CO_2 or SO_2 ,⁶⁰ white phosphorous, yellow arsenic,⁶¹ alkynes, ketones and allenes.⁶²

The reactivity of quintuply bonded Cr_2 species towards terminal alkynes revealed the reversible cleavage of a $\text{Cr}-\text{Cr}$ quintuple bond to yield an inverted arene sandwich dichromium complex.⁶³ These species, as well as similar quintuply bonded Mo_2 complexes,⁶⁴ can act as catalysts in $[2+2+2]$ cyclo-trimerization reactions of terminal alkynes, forming 1,3,5-trisubstituted benzenes (Scheme 8(b)). The catalytic cycle for this transformation was studied theoretically by Sakaki and co-workers.⁶⁵ However, the development of useful catalytic transformations mediated by metal-metal multiple bonds is still in its infancy.⁶⁶ Although paddlewheel compounds with metal-metal bonds, mainly single bonds, have been reported as active species in catalytic processes, where dirhodium(II) carboxylates are the classic example,⁶⁷ only a limited number of multiply bonded bimetallic species behaves as effective catalysts.⁶⁸ Remarkably, heterobimetallic Zr/Co complexes containing triple metal-metal bonds exhibit good catalytic activity for the hydrogenation of unsaturated hydrocarbons, which is partially attributed to the presence of a metal-metal bond, contributing to lowering the energy barrier required for the H_2 cleavage.⁶⁹

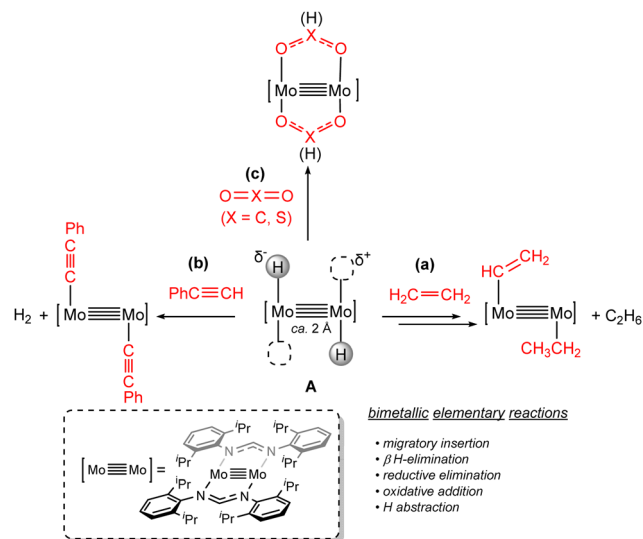
In the last few years, our group contributed to this field by investigating the reactivity of quadruple $\text{Mo}-\text{Mo}$ bonds. We studied the activation of unsaturated molecules such as alkenes, alkynes and heterocumulenes (CO_2 and CS_2) *via* a quadruply bonded dimolybdenum system, stabilized by the coordination of two amidinate $\text{Ad}^{\text{Dipp}2}$ ($\text{Ad}^{\text{Dipp}2} = \text{HC}(\text{NDipp})_2$; $\text{Dipp} = 2,6\text{-}^i\text{Pr}_2\text{C}_6\text{H}_3$) ligands in a *trans* position to each other, featuring, in addition, two *trans* hydride donor groups.⁷⁰ Structure **A** in Scheme 9 illustrates the ambivalent Lewis acid/Lewis base character of this unique molecule, which presents polarized $\text{Mo}^{\delta+}-\text{H}^{\delta-}$ bonds next to empty or readily available coordination sites. The short $\text{Mo}-\text{Mo}$ distance in these complexes of around 2.10 Å, a typical value for quadruple dimolybdenum bonds,⁵⁸ allows cooperative effects between the two $\text{Mo}-\text{H}$ units. The reactivity towards alkenes demonstrated the participation of the *trans*- $[\text{H}-\text{Mo} \equiv \text{Mo}-\text{H}]$ central unit in elementary organometallic reactions as reversible migratory insertion, β -H elimination and alkane reductive elimination, which are well-known transformations for mononuclear compounds but have been less studied in bimetallic complexes.⁷¹

The sequential and reversible bimetallic migratory insertion of ethylene formed an unsaturated bis(hydrocarbyl) species. The latter evolved under an ethylene atmosphere to an ethyl-vinyl



Scheme 8 (a) Representative examples of quadruple (Cotton) and quintuple (Power) bonds in bimetallic complexes. (b) $[2+2+2]$ alkyne cyclotrimerization mediated by a quintuply bonded Cr_2 complex (Tsai).





Scheme 9 Bimetallic elementary reactions for the *trans*-[H-Mo≡Mo-H] fragment.

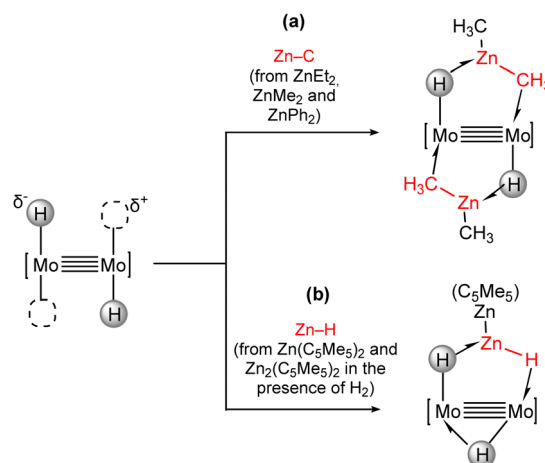
complex (Scheme 9(a)) *via* irreversible reductive elimination of ethane and subsequent oxidative addition of an olefinic C(sp²)-H bond.⁷⁰ Isomerization of the resulting *cis*-[H-Mo≡Mo-(CH=CH₂)] moiety⁷² and migratory insertion of C₂H₄ into the Mo-H bond led to the final ethyl-vinyl product (Scheme 9(a)). The DFT calculations performed for the first migratory insertion step disclosed that the hydride attack on the coordinated olefin molecule yields a mixed valence Mo(I)Mo(III) species, which reorganizes *via* barrierless hydride transfer assisted by the THF molecules present in the reaction mixture to form the more stable Mo(II)Mo(II) intermediate. In contrast, the reaction of the *trans*-[H-Mo≡Mo-H] fragment towards phenylacetylene involves hydride abstraction and generation of H₂ from the weakly acidic C-H bond of PhC≡CH, leading to a bis(phenylacetylide) dimolybdenum complex (Scheme 9(b)). Treatment with CS₂ and CO₂ formed the corresponding bis(dithioformate) and bis(formate)-bis(amidinate) paddlewheel complexes by attack of the electrophilic carbon atom of the heterocumulene to the Mo-H bond, respectively. This process was assisted by the coordination of the heteroatom to the adjacent Mo atom, evidencing the cooperative effects between the two metals (Scheme 9(c)).^{70b}

After studying the activation of C-H, C-O and C-S bonds, we focused on the more polar E-H and E-C bonds, where E is an electropositive main group element (*i.e.*, Li, Mg, Al, Ga and Zn). The interest in the coordination mode of these bonds towards transition metals has rapidly grown in the last decade, in part due to their relevance to a variety of catalytic processes.⁷³ However, little information is available regarding the coordination chemistry of these bonds to bimetallic structures. Thus, we investigated their reactivity towards the quadruply bonded dimolybdenum complex discussed herein. The interaction between the main group element-hydrogen and -carbon bonds with the Mo₂ fragment led to the formation of five-membered rings stabilized by 3c-2e interactions, stemming from the coordination of the E-C or E-H bond to one Mo centre, assisted by the

electron donation of the adjacent Mo-H bonds. The synergistic effects between both Mo atoms, strongly bonded by a quadruple metal-metal bond, are once again responsible for the stabilization of peculiar and unique molecules. Besides, bimetallic compounds containing M-C-E links have been postulated as key intermediates in cross-coupling reactions,⁷⁴ but structural information on these species is scarce.⁷⁵

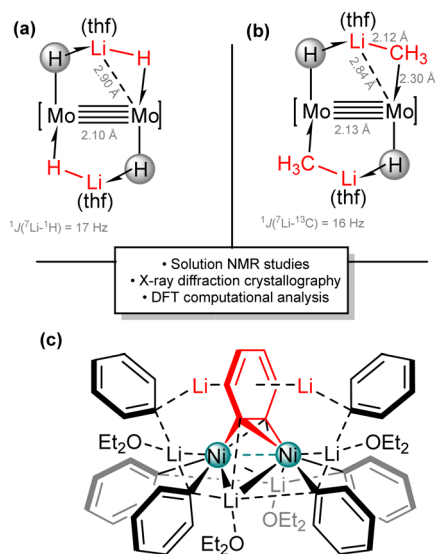
In this context, we studied the coordination of Zn-C bonds in organozinc molecules such as ZnEt₂, ZnMe₂ and ZnPh₂ (Scheme 10(a)) towards the *trans*-[H-Mo≡Mo-H] core. The Zn-C bonds are weakened upon coordination due to the interaction with the bimetallic core, and the resulting species can be envisioned as snapshots along the reaction coordinate of a transmetalation process, where the Zn-C bond is not completely broken and a new M-C is formed.⁷⁶ The behaviour towards the Zn(C₅Me₅)₂ and Zn₂(C₅Me₅)₂ zincocenes is different and leads to the formation of new compounds in which H-Zn(C₅Me₅) and H-ZnZn(C₅Me₅) units bind to the dimolybdenum core through zinc hydride bonds (Scheme 10(b)). The uniqueness of the *trans*-[H-Mo≡Mo-H] core is again responsible for the stabilization of these reactive zinc hydride species, which have not been isolated as free molecules.

The unusual coordination of organozinc species to the Mo₂ core resembles the even more unusual coordination of Li-H bonds. In fact, a single molecule of lithium hydride can be incorporated to the Mo₂ core. This coordination is facilitated by the interaction with a Mo-hydride ligand, which compensates the unsaturation of the lithium atom and increases the σ-donor strength of the polar Li-H bond (Scheme 11(a)). We were able to build molecular structures containing one, two and three LiH monomers per Mo₂ unit.⁷⁷ In the case of three LiH entities, spontaneous trimerization occurs, forming an unexpected Mo₆Li₉H₁₈ cluster whose structure was determined by X-ray crystallography. The detection of ⁷J(Li-H) coupling constants with values of *ca.* 17 Hz in the ¹H and ⁷Li NMR spectra confirmed the non-negligible covalent contribution in the bonding of the LiH to the Mo₂ entity. A computational analysis



Scheme 10 Incorporation of Zn-C and Zn-H bonds in the coordination sphere of quadruple metal-metal bonds.





Scheme 11 Coordination of Li-H (a) and Li-C (b) bonds to a bimetallic dimolybdenum fragment. Dinickel complex with C₆H₄ bridging ligand from the reactivity of Ni(COD)₂ and LiPh (c).

was also performed, showing the donor-acceptor interactions between the Mo-H bonds and the Li atoms, and between the electron rich multiple M-M bond and empty orbitals with major contribution of the main group element. All these interactions contribute to the stabilization of the metalacyclic five-membered rings.

Encouraged by these studies, the coordination of organolithium reagents became an obvious fundamental target. It is important to note that the coordination of Li-C bonds to transition metal centres is even rarer, although pioneering work was performed by Wilke and coworkers while studying the nickel effect.⁷⁸ After the analysis on Li-H bonds, we envisioned that a similar situation could occur for Li-C bonds. Therefore, we explored the reactivity of the *trans*-[H-Mo≡Mo-H] core towards commonly used organolithium reagents such as methyl, ethyl and phenyl lithium.⁷⁹ These studies demonstrated that the dimolybdenum platform has adequate electronic features and coordination environment to incorporate highly reactive monomers of MeLi, EtLi and PhLi, preventing their natural tendency to aggregate and form oligomeric and polymeric structures through Li-C-Li linkages.⁸⁰ X-ray diffraction data and multinuclear NMR spectroscopic analysis supported the presence of covalent bonding interactions between the Li-C moieties and the Mo₂ core, that is, the Li-C fragment behaves as an exotic σ -donor ligand. A short distance of 2.12 Å for the bis(methyl)lithium adduct (Scheme 11(b)) was recorded in the solid state. This distance is longer compared to free methyl lithium in the gas phase (*ca.* 1.9 Å).⁸¹ This elongation, together with an acute Mo-C-Li angle of 80° and a short Mo-Li distance of 2.84 Å (slightly above the sum of the covalent radii of the atoms⁸²), supports its formulation as σ -complexes of MeLi, assisted by intramolecular donation of electron density from the adjacent Mo-H bond. Moreover, large $^1J(^7\text{Li}-^{13}\text{C})$ and $^1J(^6\text{Li}-^{13}\text{C})$ coupling constants of 16 and 6 Hz, respectively, for

the bis(methyl)lithium complex, (Scheme 11(b)) were measured in solution by ¹³C and ⁷Li NMR spectroscopy of the ¹³C-enriched samples, which further support this rationalization.

Our interest in Li-C bonds acting as σ -donor ligands led us to investigate their reactivity with other transition metal precursors. A proposed “Li₃NiPh₃(sol)₃” structure was reported decades ago by Taube and coworkers,⁸³ which was described as a planar hexacoordinated compound but without authentication by X-ray crystallographic studies. The recent discovery of Pd(0) hexagonal complexes by Crimmin’s group⁸⁴ together with our curiosity towards the LiPh bonding to the Ni atoms led us to examine the reactivity of Ni(COD)₂ with LiPh in collaboration with Hevia’s group. Instead of the reported molecule, what we found was the formation of a unique dinickel complex, [Li₃(sol)₂Ph₃Ni]₂(μ - η^2 : η^2 -C₆H₄), which contains a C₆H₄ bridging ligand (Scheme 11(c)). Theoretical analysis showed strong backdonation from the Ni d orbitals to the antibonding C-C molecular orbital of the C₆H₄ moiety. The phenyl lithium molecules are linked to the Ni atoms, forming strong Ni-C bonds with a small participation of the Li atoms in a weak $\sigma(\text{C-Li}) \rightarrow s(\text{Ni})$ interaction.⁸⁵ The homobimetallic compound does not exhibit a Ni-Ni bond (Ni...Ni distance of *ca.* 2.71 Å), which was characterized by NMR spectroscopic techniques as a diamagnetic complex, in agreement with the computational analysis (NBO, QTAIM and ELI techniques). Although the mechanism involved in the formation of this structure was not investigated in detail, the participation of the two Ni centres in a bimetallic mechanism is likely given that both Ni atoms are engaged in this unusual activation of the LiPh molecule through the formation of a benzyne-type unit, finally leading to a C₆H₄ bridging ligand with strong dimetallabicyclobutane character. The implications of these species in Ni-catalyzed transformations employing organolithium reagents remain unexplored, although we demonstrated that this complex multi-metallic aggregate behaves as a catalyst in several cross-coupling processes.

Transition metal-main group bimetallic cooperativity

Under certain conditions, main group metals can behave in many ways (reactivity towards small molecules, redox chemistry and structural conformations) as transition metals.⁸⁶ Therefore, the design of mixed transition/main group bimetallic compounds has also attracted great attention in recent years. In particular, the combination of d-block elements with main group metals, which exhibit amphiphilic character, provides complementary reactivity, and thus has emerged as a powerful frontier research area in the broader field of cooperative chemistry.⁸⁷ In transition metal-main group metal complexes, there is the possibility that elementary reactions take place at any one of the two active sites, which can then further interact through 1,2-migration events of the activated fragment. Besides, bond activation across the TM-E bond is also possible and provides additional routes for cooperativity reactivity. As mentioned before, combining tetrylenes (:ER₂; E = Si, Ge, Sn and Pb) with transition metals represents an appealing research avenue in this field, which offers unique opportunities because the tetrel



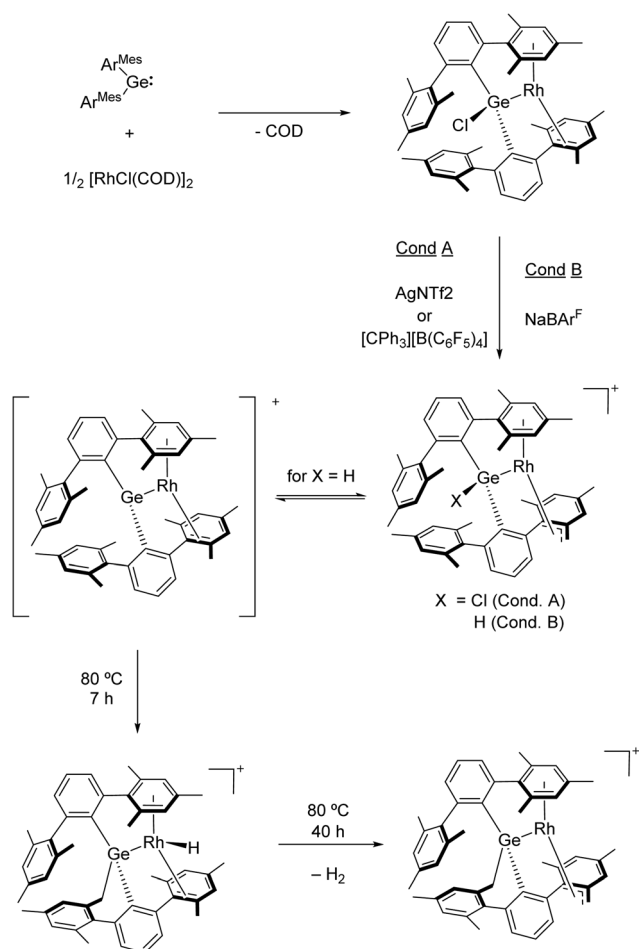
atom acts as a single-site ambiphile (σ -donating lone pair and empty p orbital), and thus exhibits unusual coordination modes and reactivity.⁸⁸ Compared to their lighter and widely used carbene analogues, the coordination chemistry and reactivity of tetrylenes remains considerably less explored, in part due to their reduced stability.

Recently, our research group focused on the coordination chemistry of germylene $[(Ar^{Mes})_2Ge:]$ ($Ar^{Mes} = C_6H_3-2,6-(C_6H_2-2,4,6-Me_3)_2$) to late transition metals, with emphasis on the potential cooperative reactivity of the resulting metal/metalloid compounds. For instance, the reaction of $[(Ar^{Mes})_2Ge:]$ with $[RhCl(COD)]_2$ (COD = 1,4-cyclooctadiene) afforded the formation of a neutral germyl rhodium complex. In this species, the rhodium centre exhibits both η^6 - and η^2 -coordination to two mesityl rings as a result of the unusual pincer-type structure obtained after the release of the COD ligand (Scheme 12).⁸⁹ Chloride abstraction was first attempted using $AgNTf_2$ or the trityl salt $[CPh_3][B(C_6F_5)_4]$, but surprisingly the withdrawal of a hydride from a benzylic position readily generated a pseudoallylic germyl-rhodium complex. Alternatively, treatment of the neutral germyl rhodium complex with $NaBAR^F$ successfully effected the targeted chloride. However, the resulting cationic germylene species could not be detected given that it rapidly evolved by

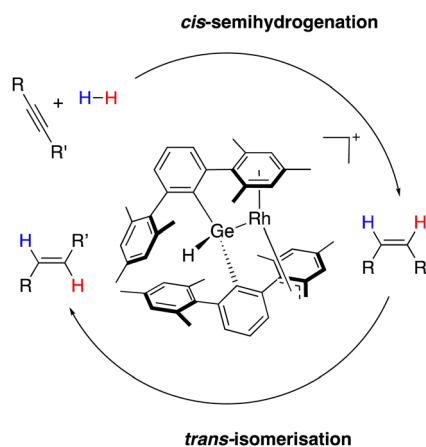
benzylic C–H bond activation to form a similar pseudoallylic complex as that generated with $AgNTf_2$ but with a Ge–H moiety.

Mechanistic investigations support the formation of a transient cationic germanium site prior to the activation of the C–H bond, also demonstrating that the cooperative participation of both the Ge and Rh sites is crucial. This complex quantitatively evolved when heating in benzene for 7 h, yielding a new species with a distinctive Rh–H bond through a formal hydride/methylene exchange between Rh and Ge sites. Nonetheless, this exchange is proposed to proceed through the formation of the parent reactive germylene intermediate, from which a competence between the activation of a benzylic C–H bond at either Rh (kinetic product) or Ge (thermodynamic product) is operative. Moreover, further heating for 40 h resulted in clean and complete conversion into a dehydrogenated complex after an additional C–H bond activation event. Thus, the overall process involves up to three C–H bond cleavage steps, as well as reversible hydride migration and formal hydrocarbyl migration between germanium and rhodium.

This rich intramolecular reactivity prompted us to examine the catalytic potential of the Rh/Ge system. In these ongoing studies in our group, we found that the Rh/Ge system is a competent catalyst for the *trans*-semi-hydrogenation of internal alkynes (Scheme 13).⁹⁰ Kinetic mechanistic investigations disclosed two independent cycles for *cis*-semi-hydrogenation and *trans*-isomerization, which together account for the overall *trans*-semi-hydrogenation reaction. In addition, while direct participation of the germanium centre could not be demonstrated, the presence of the germyl fragment as the only embracing ligand for rhodium is essential for the observed selectivity, which is most likely due to a combination of its strong σ -donation character and the high steric profile of the substituents on germanium. In terms of selectivity towards *E*-isomers, this was increased by a tandem catalytic one-pot/two-step procedure combining Lindlar catalysts and the Rh/Ge complex. Besides, unusual selectivity towards α -isomers during



Scheme 12 Synthesis and reactivity of germyl-rhodium complexes.



Scheme 13 *Cis*-semi-hydrogenation of alkynes followed by the *trans*-isomerisation of alkenes of the overall Rh/Ge-catalysed *trans*-semi-hydrogenation of alkynes.



the hydrosilylation of terminal alkynes was also disclosed, which again is different to the other rhodium catalysts tested.

The intramolecular reactivity of the germylene towards the C–H bonds in this system likely stems from its electrophilic character after chloride abstraction. In fact, germylenium cations exhibit remarkable reactivity, which have not only been exploited in mononuclear main group systems, but also in bimetallic designs containing transition metals.⁹¹ Based on this, we have investigated the formal combination of half of the related germylene dimer $[(Ar^{Dipp2})GeCl]_2$ with the cationic gold fragment $[(PMe_2Ar^{Dipp2})Au]^+$. This allowed us to access different systems with π -type interactions between the lateral ring of a terphenyl substituent and the highly electrophilic germanium centre, which is crucial for its stabilization.⁹² Precisely, we described the trajectory for the reversible formation of π -arene bonding to germanium by a series of solid-state structures, which represent frozen snapshots of dynamic behaviour for the same metallogermylene cation.

For these studies, several chloride abstractors were examined to generate an electrophilic germanium centre from a gold-germyl compound formed by the insertion of the above-mentioned germylene into the Au–Cl bond of the $(PMe_2Ar^{Dipp2})AuCl$ precursor. Surprisingly, the reaction with $AgNTf_2$ did not lead to the cationic complex, but instead led to an unexpected trimetallic complex (Scheme 14). Conversely, the cationic gold–germanium complex was successfully obtained when using either $NaBARF$ or $GaCl_3$ as chloride abstractors. However, diverse solid-state structures were observed with different π -arene germanium contacts (from 2.492(6) to 2.959(8) Å) depending on the counteranion. These structures account for the dynamic structural rearrangement that defines the reversible formation of π -arene interactions in group 14 cations. DFT calculations revealed that a small overall energy of 2.2 kcal·mol^{−1} is associated with this interaction. It is likely that this small energy difference is responsible for this type of bonding being overlooked in main group compounds, in contrast to the chemistry of transition metals, where it is rather common. It also

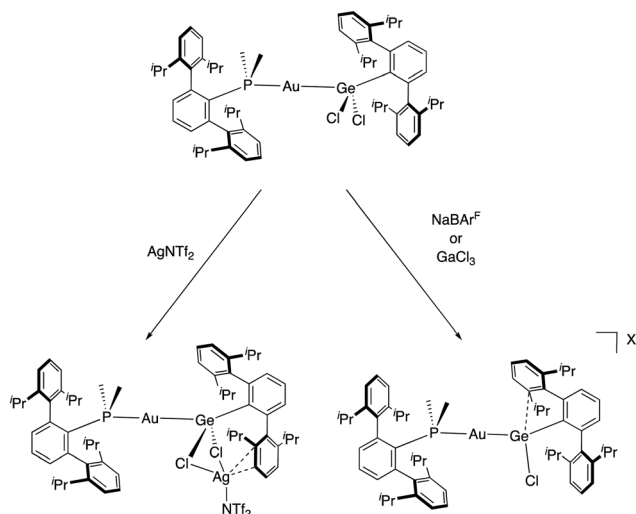
represents an example of the advantages of exploring unusual bimetallic designs, which tend to offer unforeseen structural features and reactivity.

Conclusions

Despite occupying a prominent position at the origin of modern organometallic chemistry, the evolution of bimetallic chemistry has followed a discontinuous development over the last six decades. This curiosity-driven intermittent progress has recently given rise to continuously growing efforts to design and investigate bimetallic architectures of highly diverse nature. This re-emergence has been mostly driven by the realization that bimetallic complexes hold great prospects for reaction development and to accomplish some of the most challenging catalytic transformations faced by contemporary chemists. In the natural world metalloenzymes, in numerous cases containing more than one metal, rely on highly sophisticated synergistic mechanisms to succeed in many of the latter chemical transformations. As synthetic chemists, we have the capacity to escape from the constraints imposed by nature, but at the same time get inspiration from its cooperative strategies. The development of innovative bimetallic complexes feed to great extent from this inspiration, as well as from the important knowledge gained from heterogeneous catalytic systems. Overall, the development of bimetallic compounds has become a frontier research area, which complements traditional mononuclear catalysis and other innovative catalytic approaches.

Herein, we discussed our group's efforts in the area of bimetallic bond activation and catalysis. Along this journey, we have investigated bimetallic species, ranging from those containing a multiply bonded bimetallic core to others with single and highly polarized dative $M \rightarrow M$ bonds to others in which there is virtually no interaction between the metals. We investigated in detail the nature of these bonds and interactions and how they influence the resulting reactivity towards a series of small molecules. Tuning the stereoelectronic properties in the ligands that stabilize the two metals has been shown to be extremely important in sterically constrained heterobimetallic designs. Subtle modifications on ligand substituents permits, for instance, accessing bimetallic frustrated Lewis pairs, whose reactivity is equivalent to that found in their main group counterparts. These species display particular advantages derived from easy ligand-tuning and from the available partly-filled d-orbitals, which offer opportunities for further reactivity. Beyond transition metals, we also investigated heterobimetallic complexes that contain a low-valent main group metal or metalloid, which are single-site ambiphilic fragments. We demonstrated bimetallic cooperation for bond activation in these systems, which have been proven to be active in several catalytic transformations.

These still exploratory results are just a hint of what we believe will come in the future. With the increasing number of research groups across the globe joining this collective effort of invigorating the field of bimetallic chemistry, we are confident



Scheme 14 Synthesis of a cationic gold germylene compound stabilized by a Ge-based π -interaction.



that the best is still to come. We anticipate the discovery of many new catalytic transformations, relying on synergies that are just out of reach for mononuclear complexes, the isolation of structures with unprecedented physicochemical properties and the permeation of all this knowledge into other areas, which will benefit from bimetallic designs.

Author contributions

All authors have discussed the organization of the Feature Article and have collaboratively written the original draft and directly participated on the review and editing process.

Conflicts of interest

There are no conflicts to declare.

Acknowledgements

This work was supported by the European Research Council (ERC Starting Grant, CoopCat, Project 756575), the Spanish Ministry of Science and Innovation (Grants PID2019-110856GA-I00) and Junta de Andalucía (P18-FR-4688 and US-1380849). M. N. and J. J. M. also acknowledge Junta de Andalucía for postdoctoral fellowships (DOC_00149 and DOC_00153). This contribution discusses work carried out by many students and postdoctoral researchers whose effort and dedication are enormously acknowledged, especially M. G. Alf  rez, Dr S. Bajo, Dr N. Hidalgo, Dr R. Somerville and Dr. C. Theulier.

References

- (a) L. H. Gade, *Angew. Chem., Int. Ed.*, 2000, **39**, 2658; (b) J. P. Krogman and C. M. Thomas, *Chem. Commun.*, 2014, **50**, 5115; (c) J. F. Berry and C. M. Thomas, *Dalton Trans.*, 2017, **46**, 5472; (d) J. F. Berry and C. C. Lu, *Inorg. Chem.*, 2017, **56**, 7577; (e) R. C. Cammarota, L. J. Clouston and C. C. Lu, *Coord. Chem. Rev.*, 2017, **334**, 100; (f) N. P. Mankad, *Chem. Commun.*, 2018, **54**, 1291; (g) J. Campos, *Nat. Rev. Chem.*, 2020, **4**, 696; (h) B. Chatterjee, W.-C. Chang, S. Jena and C. Werl  , *ACS Catal.*, 2020, **10**, 14024.
- L. F. Dahl, E. Ishishi and R. E. Rundel, *J. Chem. Phys.*, 1957, **26**, 1750.
- F. A. Cotton, N. F. Curtis, C. B. Harris, B. F. G. Johnson, S. J. Lippard, J. T. Mague, W. R. Robinson and J. S. Wood, *Science*, 1964, **145**, 1305.
- S. T. Liddle, *Molecular Metal–Metal Bonds: Compounds, Synthesis, Properties*, 1st edn, Wiley, 2015.
- P. A. Lindahl, *J. Inorg. Biochem.*, 2012, **106**, 172.
- (a) J. Clausen and W. Junge, *Nature*, 2004, **430**, 480; (b) S. J. Lee, M. S. McCormick, S. J. Lippard and U.-S. Cho, *Nature*, 2013, **494**, 380.
- (a) *Bioinspired Catalysis*, ed. W. Weigand and P. Schollhammer, Wiley, 2015; (b) S. Ogo, K. Ichikawa, T. Kishima, T. Matsumoto, H. Nakai, K. Kusaka and T. Ohhara, *Science*, 2013, **339**, 682; (c) A. C. Ghosh, C. Duboc and M. Gennari, *Coord. Chem. Rev.*, 2021, **428**, 213606; (d) Q.-F. Chen, Y.-H. Guo, Y.-H. Yu and M.-T. Zhang, *Coord. Chem. Rev.*, 2021, **448**, 214164; (e) R. M. Bullock, J. G. Chen, L. Gagliardi, P. J. Chirik, O. K. Farha, C. H. Hendon, C. W. Jones, J. A. Keith, J. Klosin, S. D. Minter, R. H. Morris, A. T. Radosevich, T. B. Rauchfuss, N. A. Strotman, A. Vojvodic, T. R. Ward, J. Y. Yang and Y. Surendranath, *Science*, 2020, **369**, eabc3183.
- (a) M. K. Samantaray, S. Kavitate, N. Morlan  s, E. Abou-Hamad, A. Hamieh, R. Dey and J.-M. Basset, *J. Am. Chem. Soc.*, 2017, **139**, 3522; (b) M. K. Samantaray, R. Dey, S. Kavitate, E. Abou-Hamad, A. Bendjeriou-Sedjerari, A. Hamieh and J.-M. Basset, *J. Am. Chem. Soc.*, 2016, **138**, 8595; (c) S. Lassalle, R. Jabbour, P. Schiltz, P. Berruyer, T. K. Todorova, L. Veyre, D. Gajan, A. Lesage, C. Thieuleux and C. Camp, *J. Am. Chem. Soc.*, 2019, **141**, 19321; (d) S. Lassalle, R. Jabbour, I. del Rosal, L. Maron, E. Fonda, L. Veyre, D. Gajan, A. Lesage, C. Thieuleux and C. Camp, *J. Catal.*, 2020, **392**, 287.
- See for example: (a) S. Zhang, L. Nguyen, J.-X. Liang, J. Shan, J. Liu, A. I. Frenkel, A. Patlolla, W. Huang, J. Li and F. Tao, *Nat. Commun.*, 2015, **6**, 7938; (b) T. Chen and V. O. Rodionov, *ACS Catal.*, 2016, **6**, 4025; (c) M. Filez, *Angew. Chem., Int. Ed.*, 2019, **58**, 13220; (d) A. K. Goulas, S. Sreekumar, Y. Song, P. Kharidehal, G. Gunbas, P. J. Dietrich, G. R. Johnson, Y. C. Wang, A. M. Grippo, L. C. Grabow, A. A. Gokhale and F. D. Toste, *J. Am. Chem. Soc.*, 2016, **138**, 6805.
- See for example: (a) M. H. P  rez-Temprano, J. A. Casares, A. R. de Lera, R. Alvarez and P. Espinet, *Angew. Chem., Int. Ed.*, 2012, **51**, 4917; (b) R. J. Oeschger and P. Chen, *J. Am. Chem. Soc.*, 2017, **139**, 1069; (c) C. Chen, C. Hou, Y. Wang, T. S. A. Hor and Z. Weng, *Org. Lett.*, 2014, **16**, 524; (d) L. Jin, D. R. Tolentino, M. Melaimi and G. Bertrand, *Sci. Adv.*, 2015, **1**, e1500304; (e) D. Campillo, D. Escudero, M. Baya and A. Mart  n, *Chem. – Eur. J.*, 2022, **28**, e202104538.
- (a) H. Zhang, B. Wu, S. L. Marquard, E. D. Litle, D. A. Dickie, M. W. Bezpalko, B. M. Foxman and C. M. Thomas, *Organometallics*, 2017, **36**, 3498; (b) H. Zhang, G. P. Hatzis, C. E. Moore, D. A. Dickie, M. W. Bezpalko, B. M. Foxman and C. M. Thomas, *J. Am. Chem. Soc.*, 2019, **141**, 9516.
- (a) S. Bagherzadeh and N. P. Mankad, *J. Am. Chem. Soc.*, 2015, **137**, 10898; (b) T. J. Mazzacano and N. P. Mankad, *J. Am. Chem. Soc.*, 2013, **135**, 17258.
- (a) Y.-Y. Zhou and C. Uyeda, *Angew. Chem., Int. Ed.*, 2016, **55**, 3171; (b) S. Pal, Y.-Y. Zhou and C. Uyeda, *J. Am. Chem. Soc.*, 2017, **139**, 11686; (c) Y.-Y. Zhou and C. Uyeda, *Science*, 2019, **363**, 857.
- J. Hicks, A. Mansikkam  ki, P. Vasko, J. M. Goicoechea and S. Aldridge, *Nat. Chem.*, 2019, **11**, 237.
- L. Escomel, I. Del Rosal, L. Maron, E. Jeanneau, L. Veyre, C. Thieuleux and C. Camp, *J. Am. Chem. Soc.*, 2021, **143**, 4844.
- F. M. Miloserdov, N. A. Rajabi, J. P. Lowe, M. F. Mahon, S. A. Macgregor and M. K. Whittlesey, *J. Am. Chem. Soc.*, 2020, **142**, 6340.
- A. J. Mart  nez-Mart  nez, A. R. Kennedy, R. E. Mulvey and C. T. O'Hara, *Science*, 2014, **346**, 834.
- (a) S. D. Robertson, M. Uzelac and R. E. Mulvey, *Chem. Rev.*, 2019, **119**, 8332; (b) L. J. Bole and E. Hevia, *Nat. Synth.*, 2022, **1**, 195; (c) J. M. Gil-Negrete and E. Hevia, *Chem. Sci.*, 2021, **12**, 1982.
- (a) H. C. Brown, H. I. Schlesinger and S. Z. Cardon, *J. Am. Chem. Soc.*, 1942, **64**, 325; (b) H. C. Brown and B. Kanner, *J. Am. Chem. Soc.*, 1966, **88**, 986.
- (a) G. Wittig and E. Benz, *Chem. Ber.*, 1959, **92**, 1999; (b) W. Tochtermann, *Angew. Chem., Int. Ed. Engl.*, 1966, **5**, 351; (c) G. Wittig and A. R  ckert, *Liebigs Ann. Chem.*, 1950, **566**, 101; (d) S. D  ring, G. Erker, R. Fr  hlich, O. Meyer and K. Bergander, *Organometallics*, 1998, **17**, 2183.
- G. C. Welch, R. R. S. Juan, J. D. Masuda and D. W. Stephan, *Science*, 2006, **314**, 1124.
- See for example: (a) D. W. Stephan, *Science*, 2016, **354**, aaf7229; (b) D. W. Stephan and G. Erker, *Angew. Chem., Int. Ed.*, 2015, **54**, 6400; (c) A. R. Jupp and D. W. Stephan, *Trends Chem.*, 2019, **1**, 35; (d) J. C. Slootweg and A. R. Jupp, *Frustrated Lewis Pairs, Molecular Catalysis*, Springer, Cham, 2021; (e) M. Navarro, J. J. Moreno and J. Campos in *Comprehensive Organometallic Chemistry IV (COMC-IV)*, ed. K. Meyer, D. O'Hare and G. Parkin, Elsevier, Amsterdam, 2022.
- A. M. Chapman, M. F. Haddow and D. F. Wass, *J. Am. Chem. Soc.*, 2011, **133**, 18463.
- A. M. Chapman, M. F. Haddow and D. F. Wass, *J. Am. Chem. Soc.*, 2013, **52**, 4256.
- X. Xu, G. Kehr, C. G. Daniluc and G. Erker, *J. Am. Chem. Soc.*, 2013, **135**, 6465.
- M. Dellivard, R. Declercq, E. Nicolas, A. W. Ehlers, J. Backs, N. Saffon-Merceron, G. Bouhadir, J. C. Slootweg, W. Uhl and D. Bourissou, *J. Am. Chem. Soc.*, 2016, **138**, 4917.
- (a) S. R. Flynn and D. F. Wass, *ACS Catal.*, 2013, **3**, 2574; (b) M. Navarro and J. Campos, *J. Organomet. Chem.*, 2021, **75**, 95.
- A. M. Chapman, S. R. Flynn and D. F. Wass, *Inorg. Chem.*, 2016, **55**, 1017.
- J. Campos, *J. Am. Chem. Soc.*, 2017, **139**, 2944.



- 30 (a) M. A. Dureen and D. W. Stephan, *J. Am. Chem. Soc.*, 2009, **131**, 8396; (b) S. J. Geier, M. A. Dureen, E. Y. Ouyang and D. W. Stephan, *Chem. – Eur. J.*, 2010, **16**, 988.
- 31 N. Hidalgo, J. J. Moreno, M. Pérez-Jiménez, C. Maya, J. López-Serrano and J. Campos, *Chem. – Eur. J.*, 2020, **26**, 5982.
- 32 See for example: (a) G. Skara, F. De Vleeschouwer, P. Geerlings, F. De Proft and B. Pinter, *Sci. Rep.*, 2017, **7**, 16024; (b) J. Daru, I. Bakj, A. Stirling and I. Papai, *ACS Catal.*, 2019, **9**, 6049; (c) S. Grimme, H. Kruse, L. Goerigk and G. Erker, *Angew. Chem., Int. Ed.*, 2010, **49**, 1402; (d) D. Yepes, P. Jaque and I. Fernández, *Chem. – Eur. J.*, 2016, **22**, 18801; (e) L. Liu, L. L. Cao, Y. Shao, G. Ménard and D. W. Stephan, *Chem.*, 2017, **3**, 259; (f) H. B. Hamilton and D. F. Wass, *Chem.*, 2017, **3**, 198.
- 33 N. Hidalgo, F. de la Cruz-Martínez, M. T. Martín, M. C. Nicasio and J. Campos, *Chem. Commun.*, 2022, **58**, 9144.
- 34 N. Hidalgo, J. J. Moreno, M. Pérez-Jiménez, C. Maya, J. López-Serrano and J. Campos, *Organometallics*, 2020, **39**, 2534.
- 35 Z. Lu, H. Ye and H. Wang, New Organoboranes in ‘Frustrated Lewis Pair’ Chemistry, *Top. Curr. Chem.*, 2012, **334**, 59.
- 36 (a) L. Ortega-Moreno, M. Fernández-Espada, J. J. Moreno, C. Navarro-Gilabert, J. Campos, S. Conejero, J. López-Serrano, C. Maya, R. Peloso and E. Carmona, *Polyhedron*, 2016, **116**, 170; (b) M. Marin, J. J. Moreno, C. Navarro-Gilabert, E. Álvarez, C. Maya, R. Peloso, M. C. Nicasio and E. Carmona, *Chem. – Eur. J.*, 2019, **25**, 260; (c) M. Marin, J. J. Moreno, M. M. Alcaide, E. Álvarez, J. López-Serrano, J. Campos, M. C. Nicasio and E. Carmona, *J. Organomet. Chem.*, 2019, **896**, 120.
- 37 (a) A. K. Swarnakar, S. M. McDonald, K. C. Deutsch, P. Choi, M. J. Ferguson, R. McDonald and E. Rivard, *Inorg. Chem.*, 2014, **53**, 8662; (b) S. M. I. Al-Rafia, A. C. Malcolm, R. McDonald, M. J. Ferguson and E. Rivard, *Chem. Commun.*, 2012, **48**, 1308; (c) M. Y. Abraham, Y. Wang, Y. Xie, P. Wei, H. F. Schaefer III, P. v R. Schleyer and G. H. Robinson, *J. Am. Chem. Soc.*, 2011, **133**, 8874.
- 38 A. K. Swarnakar, M. J. Ferguson, R. McDonald and E. Rivard, *Dalton Trans.*, 2016, **45**, 6071.
- 39 N. Hidalgo, S. Bajo, J. J. Moreno, C. Navarro-Gilabert, B. Mercado and J. Campos, *Dalton Trans.*, 2019, **48**, 9127.
- 40 M. G. Alférez, N. Hidalgo, J. J. Moreno and J. Campos, *Angew. Chem., Int. Ed.*, 2020, **59**, 20863.
- 41 (a) J. E. Bercaw, *J. Am. Chem. Soc.*, 1974, **96**, 5087; (b) C. McDade, J. C. Green and J. E. Bercaw, *Organometallics*, 1982, **1**, 1629.
- 42 J. Bauer, H. Braunschweig and R. D. Dewhurst, *Chem. Rev.*, 2012, **112**, 4329.
- 43 (a) C. M. Farley and C. Uyeda, *Trends Chem.*, 2019, **1**, 497; (b) P. Buchwalter, J. Rosé and P. Braunstein, *Chem. Rev.*, 2015, **115**, 28; (c) D. R. Pye and N. P. Mankad, *Chem. Sci.*, 2017, **8**, 1705; (d) I. G. Powers and C. Uyeda, *ACS Catal.*, 2017, **7**, 936; (e) A. M. Borys and E. Hevia, *Trends Chem.*, 2021, **3**, 803; (f) J. Park and S. Hong, *Chem. Soc. Rev.*, 2012, **41**, 6931; (g) B. G. Cooper, J. W. Napoline and C. M. Thomas, *Catal. Rev.*, 2012, **54**, 1; (h) G. Sciortino and F. Maseras, *Top. Catal.*, 2022, **65**, 105.
- 44 (a) H. Braunschweig, K. Gruss and K. Radacki, *Angew. Chem., Int. Ed.*, 2007, **46**, 7782; (b) H. Braunschweig, K. Gruss and K. Radacki, *Angew. Chem., Int. Ed.*, 2009, **48**, 4239; (c) H. Braunschweig, K. Gruss and K. Radacki, *Inorg. Chem.*, 2008, **47**, 8595; (d) H. Braunschweig, A. Damme, R. D. Dewhurst, F. Hupp, J. O. C. Jimenez-Halla and K. Radacki, *Chem. Commun.*, 2012, **48**, 10410.
- 45 (a) H. Braunschweig, R. D. Dewhurst, F. Hupp, C. Kaufmann, A. K. Phukan, C. Schneider and Q. Ye, *Chem. Sci.*, 2014, **5**, 4099; (b) R. Bissert, H. Braunschweig, R. D. Dewhurst and C. Schneider, *Organometallics*, 2016, **35**, 2567.
- 46 J. R. Pinkes, B. D. Steffy, J. C. Vites and A. R. Cutler, *Organometallics*, 1994, **13**, 21.
- 47 (a) U. Jayarathne, S. R. Parmelee and N. P. Mankad, *Inorg. Chem.*, 2014, **53**, 7730; (b) M. K. Karunananda, F. X. Vázquez, E. E. Alp, W. Bi, S. Chattopadhyay, T. Shibata and N. P. Mankad, *Dalton Trans.*, 2014, **43**, 13661; (c) M. K. Karunananda, S. R. Parmelee, G. W. Waldhart and N. P. Mankad, *Organometallics*, 2015, **34**, 3857; (d) N. P. Mankad, *Chem. Commun.*, 2018, **54**, 1291.
- 48 (a) T. J. Mazzacano and N. P. Mankad, *J. Am. Chem. Soc.*, 2013, **135**, 17258; (b) M. K. Karunananda and N. P. Mankad, *J. Am. Chem. Soc.*, 2015, **137**, 14598; (c) L.-J. Cheng and N. P. Mankad, *J. Am. Chem. Soc.*, 2019, **141**, 3710; (d) H.-C. Yu, S. M. Islam and N. P. Mankad, *ACS Catal.*, 2020, **10**, 3670; (e) N. J. Leon, H.-C. Yu, T. J. Mazzacano and N. P. Mankad, *Synlett*, 2020, 125; (f) H.-C. Yu and N. P. Mankad, *Synthesis*, 2021, 1409.
- 49 N. Hidalgo, C. Maya and J. Campos, *Chem. Commun.*, 2019, **55**, 8812.
- 50 N. Hidalgo, C. Romero-Pérez, C. Maya, I. Fernández and J. Campos, *Organometallics*, 2021, **40**, 1113.
- 51 M. Ma, A. Sidiropoulos, L. Ralte, A. Stasch and C. Jones, *Chem. Commun.*, 2013, **49**, 48.
- 52 S. Jamali, S. Abedanzadeh, N. K. Khaledi, H. Samouei, Z. Hendi, S. Zacchini, R. Kia and H. R. Shahsavari, *Dalton Trans.*, 2016, **45**, 17644.
- 53 S. Bajo, M. G. Alférez, M. M. Alcaide, J. López-Serrano and J. Campos, *Chem. – Eur. J.*, 2020, **26**, 16833.
- 54 T. Nguyen, A. D. Sutton, M. Brynda, J. C. Fetters, G. J. Long and P. P. Power, *Science*, 2005, **310**, 844.
- 55 N. V. S. Harisomayajula, A. K. Nair and Y.-C. Tsai, *Chem. Commun.*, 2014, **50**, 3391.
- 56 L. J. Clouston, R. B. Siedschlag, P. A. Rudd, N. Planas, S. Hu, A. D. Miller, L. Gagliardi and C. C. Lu, *J. Am. Chem. Soc.*, 2013, **135**, 13142.
- 57 P. A. Rudd, S. Liu, N. Planas, E. Bill, L. Gagliardi and C. C. Lu, *Angew. Chem., Int. Ed.*, 2013, **52**, 4449.
- 58 F. A. Cotton, L. A. Murillo and R. A. Walton, *Multiple Bonds Between Metal Atoms*, 3rd edn, Springer, New York, 2005, [F. A. Cotton, R. A. Walton, in 1st (1981) and 2nd (1992) ed.].
- 59 A. Noor, G. Glatz, R. Müller, M. Kaupp, S. Demeshko and R. Kempe, *Nat. Chem.*, 2009, **1**, 322.
- 60 A. Noor, S. Qayyum, T. Bauer, S. Schwarz, B. Weber and R. Kempe, *Chem. Commun.*, 2014, **50**, 13127.
- 61 C. Schwarzmaier, A. Noor, G. Glatz, M. Zabel, A. Y. Timoshkin, B. M. Cossairt, C. C. Cummins, R. Kempe and M. Scheer, *Angew. Chem., Int. Ed.*, 2011, **50**, 7283.
- 62 J. Shen, G. P. A. Yap and K. H. Theopold, *Chem. Commun.*, 2014, **50**, 2579.
- 63 Y.-S. Huang, G.-T. Huang, Y.-L. Liu, J.-S. K. Yu and Y.-C. Tsai, *Angew. Chem., Int. Ed.*, 2017, **56**, 15427.
- 64 H. Z. Chen, S.-C. Liu, C.-H. Yen, J.-S. K. Yu, Y.-J. Shieh, T.-S. Kuo and Y.-C. Tsai, *Angew. Chem., Int. Ed.*, 2012, **51**, 10342.
- 65 Y. Chen and S. Sakaki, *Dalton Trans.*, 2014, **43**, 11478.
- 66 J. F. Berry and C. C. Lu, *Inorg. Chem.*, 2017, **56**, 7577.
- 67 K. Liao, T. C. Pickel, V. Boyarskikh, J. Bacsá, D. G. Musaev and H. M. Davies, *Nature*, 2017, **551**, 609.
- 68 (a) H. Tsurugi, A. Hayakawa, S. Kando, Y. Sugino and K. Mashima, *Chem. Sci.*, 2015, **6**, 3434; (b) S. Rej, M. Majumdar, S. Kando, Y. Sugino, H. Tsurugi and K. Mashima, *Inorg. Chem.*, 2017, **56**, 634.
- 69 K. M. Gramigna, D. A. Dickie, B. M. Foxman and C. M. Thomas, *ACS Catal.*, 2019, **9**, 3153.
- 70 (a) M. Pérez-Jiménez, J. Campos, J. López-Serrano and E. Carmona, *Chem. Commun.*, 2018, **54**, 9186; (b) M. Pérez-Jiménez, N. Curado, C. Maya, J. Campos, E. Ruiz, S. Álvarez and E. Carmona, *Chem. – Eur. J.*, 2021, **27**, 6569.
- 71 T. J. Mazzacano, N. J. Leon, G. W. Waldhart and N. P. Mankad, *Dalton Trans.*, 2017, **46**, 5518.
- 72 Y. Chen and S. Sakaki, *Inorg. Chem.*, 2017, **56**, 4011.
- 73 (a) M. J. Butler and M. R. Crimmin, *Chem. Commun.*, 2017, **53**, 1348; (b) I. M. Riddlestone, J. A. B. Abdalla and S. Aldridge, *Adv. Organomet. Chem.*, 2015, **63**, 1.
- 74 J. Pozo, G. Salas, R. Álvarez, J. A. Casares and P. Espinet, *Organometallics*, 2016, **35**, 3604.
- 75 (a) A. L. Liberman-Martin, D. S. Levine, M. S. Ziegler, R. G. Bergman and T. D. Tilley, *Chem. Commun.*, 2016, **52**, 7039; (b) R. J. Oeschger and P. Chen, *Organometallics*, 2017, **36**, 1465.
- 76 M. Pérez-Jiménez, J. Campos, J. Jover, S. Álvarez and E. Carmona, *Organometallics*, 2022, DOI: [10.1021/acs.organomet.2c00216](https://doi.org/10.1021/acs.organomet.2c00216).
- 77 M. Pérez-Jiménez, N. Curado, C. Maya, J. Campos, J. Jover, S. Álvarez and E. Carmona, *J. Am. Chem. Soc.*, 2021, **143**, 5222.
- 78 K. Fischer, K. Jonas, P. Misbach, R. Stabba and G. Wilke, *Angew. Chem., Int. Ed. Engl.*, 1973, **12**, 943.
- 79 M. Pérez-Jiménez, J. Campos, J. Jover, S. Álvarez and E. Carmona, *Angew. Chem., Int. Ed.*, 2022, **61**, e202116009.
- 80 V. Gessner, C. Däschlein and C. Strohmann, *Chem. – Eur. J.*, 2009, **15**, 3320.
- 81 D. B. Grotjahn, T. C. Pesch, J. Xin and L. M. Ziurys, *J. Am. Chem. Soc.*, 1997, **119**, 12368.
- 82 B. Cordero, V. Gómez, A. E. Platero-Prats, M. Revés, J. Echeverría, E. Cremades, F. Barragán and S. Álvarez, *Dalton Trans.*, 2008, 2832.



- 83 R. Taube and N. Stransky, *Z. Chem.*, 1979, **19**, 412.
- 84 M. Garçon, C. Bakewell, G. A. Sackman, A. J. P. White, R. I. Cooper, A. J. Edwards and M. R. Crimmin, *Nature*, 2019, **574**, 390.
- 85 R. J. Somerville, A. M. Borys, M. Perez-Jimenez, A. Nova, D. Balcells, L. A. Malaspina, S. Grabowsky, E. Carmona, E. Hevia and J. Campos, *Chem. Sci.*, 2022, **13**, 5268.
- 86 P. P. Power, *Nature*, 2010, **463**, 171.
- 87 (a) G. Bouhadir and D. Bourissou, *Chem. Soc. Rev.*, 2016, **45**, 1065; (b) D. You and F. P. Gabbaï, *Trends Chem.*, 2019, **1**, 485.
- 88 R. J. Somerville and J. Campos, *Eur. J. Inorg. Chem.*, 2021, 3488.
- 89 S. Bajo, M. M. Alcaide, J. López-Serrano and J. Campos, *Chem. – Eur. J.*, 2021, **27**, 16422.
- 90 S. Bajo, C. A. Theulier and J. Campos, *ChemCatChem*, 2022, e202200157.
- 91 (a) V. S. V. S. N. Swamy, S. Pal, S. Khan and S. S. Sen, *Dalton Trans.*, 2015, **44**, 12903; (b) T. A. Engesser, M. A. Lichtenthaler, M. Schleep and I. Krossing, *Chem. Soc. Rev.*, 2016, **45**, 789; (c) H. Fang, Z. Wang and X. Fu, *Coord. Chem. Rev.*, 2017, **344**, 214.
- 92 S. Bajo, M. M. Alcaide, J. López-Serrano and J. Campos, *Chem. – Eur. J.*, 2020, **26**, 15519.

