

Energy & Environmental Science

Volume 15
Number 12
December 2022
Pages 4853–5436

rsc.li/ees



ISSN 1754-5706

PAPER

Dong Ki Lee, Jeehye Byun *et al.*
Solar-driven H_2O_2 production *via* cooperative auto- and photocatalytic oxidation in fine-tuned reaction media

Cite this: *Energy Environ. Sci.*, 2022, 15, 5082

Solar-driven H₂O₂ production *via* cooperative auto- and photocatalytic oxidation in fine-tuned reaction media†

Byeong Cheul Moon,^{id ‡^a} Bolormaa Bayarkhuu,^{‡^{bc}} Kai A. I. Zhang,^{id^d} Dong Ki Lee^{id *^{acef}} and Jeehye Byun^{id *^{bc}}

Solar photocatalysis has emerged as a sustainable route to produce H₂O₂; however, the structural design of photocatalysts makes them expensive, limiting their practical applications. Inspired by the industrial anthraquinone process, we developed a new reaction design for solar H₂O₂ production using an organic working solution (OWS) comprising aryl alcohols and a metal-free polymeric photocatalyst. The synergistic auto- and photocatalytic oxidation of aryl alcohols in the OWS allowed for the quantitative generation of H₂O₂ by counter O₂ reduction. The fine modulation of the OWS with water enhanced the photocatalytic route, resulting in an unprecedented H₂O₂ production rate of 46.9 mmol h⁻¹ g⁻¹ with a solar-to-chemical conversion efficiency of 1.1% under simulated sunlight. Pure H₂O₂ was obtained after extraction and purification by membrane filtration, and was directly used in large-scale water purification as a proof of concept. This study demonstrates the importance of reaction design in photocatalytic applications and will promote future advancements in green, solar-driven H₂O₂ production.

Received 5th August 2022,
Accepted 31st October 2022

DOI: 10.1039/d2ee02504c

rsc.li/ees

Broader context

The industrial synthesis of H₂O₂ is based on the anthraquinone auto-oxidation process, which requires high-energy consumption and an expensive metal catalyst. Solar photocatalysis has been suggested as a green and sustainable process to produce H₂O₂. Although there have been significant advances in materials design to improve the H₂O₂ production efficiency, the photocatalytic H₂O₂ production performance remains insufficient to meet industrial demands. In this study, we design a new reaction environment using aryl alcohol as an organic photo-oxidation substrate. With a metal-free covalent triazine framework (CTF) as a model photocatalyst, we combine photo-oxidation with O₂ reduction under fully organic conditions for the co-production of H₂O₂ and aryl aldehyde. Furthermore, this organic system allows for the light-activated autocatalytic oxidation of aryl alcohol, facilitating O₂ reduction kinetics by photo-initiated radicals. Inspired by the organic working solution of the anthraquinone process, we fine-tune the reaction composition by varying the water-aryl alcohol-solvent ratios to improve the photocatalytic pathway, achieving one of the highest solar-to-chemical conversion efficiencies ever reported. This study demonstrates that tailoring the reaction media is a simple but effective route for promoting overall solar H₂O₂ productivity, providing a new opportunity in photocatalytic reactions.

Introduction

Solar photocatalysis provides a green route for the synthesis of hydrogen peroxide (H₂O₂) from O₂ and sunlight.¹ Among the different reported classes of photocatalysts, metal-free polymeric photocatalysts have attracted considerable attention because their structures and properties are amenable to modification,^{2,3} thus allowing significant improvement in the photocatalytic H₂O₂ production efficiencies. Compared to metallic semiconductors, polymeric photocatalysts enable the stable generation of H₂O₂, inhibiting undesirable H₂O₂ decomposition on the catalytic surfaces.^{4,5} Recent state-of-the-art examples of methods to prepare polymeric photocatalysts

^a Clean Energy Research Center, Korea Institute of Science and Technology, Seoul 02792, Republic of Korea. E-mail: dnklee@kist.re.kr

^b Water Cycle Research Center, Korea Institute of Science and Technology, Seoul 02792, Republic of Korea. E-mail: jbyun@kist.re.kr

^c Division of Energy and Environment Technology, KIST-School, University of Science and Technology, Seoul 02792, Republic of Korea

^d Department of Materials Science, Fudan University, Shanghai 200433, P. R. China

^e Graduate School of Energy and Environment, Korea University, Seoul 02841, Republic of Korea

^f Department of Chemical and Biomolecular Engineering, Yonsei-KIST Convergence Research Institute, Yonsei University, Seoul 03722, Republic of Korea

† Electronic supplementary information (ESI) available. See DOI: <https://doi.org/10.1039/d2ee02504c>

‡ These authors contributed equally.



include heterojunction formation,⁶ single-atom anchoring,^{7,8} heteroatom doping,^{9,10} donor–acceptor (D–A) modulation,^{11–13} and defect control.¹⁴ Despite the excellent performance, sophisticated synthetic techniques for these photocatalysts are essential to realizing their practical applications.

Reaction design is a better alternative for improving the photocatalytic efficiency without synthetic modification.^{15,16} A typical example of rational design is the integration of photo-oxidation reactions with photocatalytic O₂ reduction such that no sacrificial agents are necessary to effectively initiate the O₂ reduction.^{17,18} This cooperative coupling closely resembles the industrial anthraquinone process that generates H₂O₂ in an oxidation reaction.¹⁹ In contrast to the anthraquinone process, the integrated photoredox process does not require a catalytic regeneration cycle that involves expensive noble metals and H₂ gas, and will continuously produce two products at each redox reaction.⁹ Inspired by the concept of an organic working solution (OWS) used in the anthraquinone process, we sought to fine-engineer the reaction media in the integrated photoredox reaction to further accelerate the reactivity.¹⁹

Benzyl alcohol (BzOH) is a suitable oxidation substrate for such photoredox reactions because it is a readily available liquid that produces benzaldehyde (BzCHO) as a valuable product.^{20,21} Although H₂O₂ is known to form during the photo-oxidation processes, it was generally considered as a byproduct.^{20,21} Recently, Yamashita *et al.* reported the photocatalytic production of H₂O₂ in a BzOH/water two-phase system wherein BzOH was used as an electron donor.¹⁷ Despite the frequent use of BzOH in photocatalysis, its autocatalytic conversion under UV irradiation has only recently drawn attention.^{22,23} The self-catalyzing attributes of photo-excited organic molecules can provide an opportunity to facilitate O₂ reduction in the photocatalytic reaction. If sunlight itself activates the oxidation substrates, not only photocatalysis but also autocatalysis may involve O₂ activation and proton supply, making O₂ reduction much more favorable. Despite this intriguing property, a fully organic reaction environment to provide both, auto- and photocatalytic pathways, has never been considered in solar H₂O₂ production.

Herein, we report the rational design of an OWS for solar H₂O₂ production *via* cooperative auto- and photocatalytic aryl alcohol oxidation. The intrinsic reactivity of a model polymeric photocatalyst was evaluated in organic environments, whereby the reaction composition was modulated using water–alcohol–solvent mixtures for promoting photocatalytic O₂ reduction. Simultaneously, the light-driven auto-oxidation of aryl alcohol in the OWS was identified as a pivotal contributor to H₂O₂ production by generating the photo-initiated free radicals for the O₂ activation. *In situ* electron paramagnetic resonance (EPR) and electrochemical characterization revealed the origin of improved H₂O₂ production in fine-tuned OWS, proving synergistic auto- and photo-catalytic pathways. The use of the designed OWS led to one of the highest solar-to-chemical conversion efficiencies (1.1%) reported to date, with an H₂O₂ production rate of 46.9 mmol h⁻¹ g⁻¹. The integrated

photoredox reaction with auto-oxidation is demonstrated to be a highly effective method for converting solar energy to valuable chemicals, which emphasizes the significance of reaction design in photocatalytic applications.

Results and discussion

Synthesis and characterization of CTF

By taking BzOH as a representative example of an aryl alcohol substrate, photocatalysts should possess a strong oxidation potential (up to 1.78 V *vs.* Ag/Ag⁺)²⁴ and a sufficient band gap for photoinduced electron transfer in O₂ reduction (−0.53 V *vs.* Ag/Ag⁺).²⁵ To investigate the cooperative coupling of alcohol oxidation and O₂ reduction, a covalent triazine framework (CTF) was selected as a model polymeric photocatalyst to achieve fine band alignment by donor–acceptor combination. Typically, CTF-Ph (also known as CTF-1²⁶) was synthesized *via* solid-phase cyclization polymerization, resulting in the quantitative yield of an off-white powder (Fig. 1a). The optical band gap of CTF-Ph was determined to be 2.87 eV with a visible-light absorbance of up to 430 nm (Fig. 1b). Cyclic voltammetry revealed that the reduction potential of CTF-Ph was −0.70 V *vs.* Ag/Ag⁺ (Fig. 1c) and the corresponding oxidation potential was estimated to be 2.17 V *vs.* Ag/Ag⁺ by subtracting the reduction potential from the band gap. CTF-Ph showed a high oxidation potential due to the electron-donating ability of the phenyl ring, which is adequate for the selective oxidation of BzOH.²⁰ All the characterization data of the CTF photocatalyst are provided in the ESI[†] (Fig. S1–S5).

Effect of solution composition on photocatalytic H₂O₂ production

H₂O₂ production using the CTF-Ph photocatalyst with its suitable redox potentials was demonstrated under aqueous and organic conditions. As shown in Fig. 2a, CTF-Ph affords 4.9 μmol of H₂O₂ in O₂-saturated pure water over 3 h, which is



Fig. 1 (a) Solid-phase polymerization of CTF-Ph as an off-white powder. (b) UV-vis diffusion reflectance spectrum of CTF-Ph with an inset of the corresponding Tauc plot. (c) Electronic band structure of CTF-Ph determined by cyclic voltammetry.



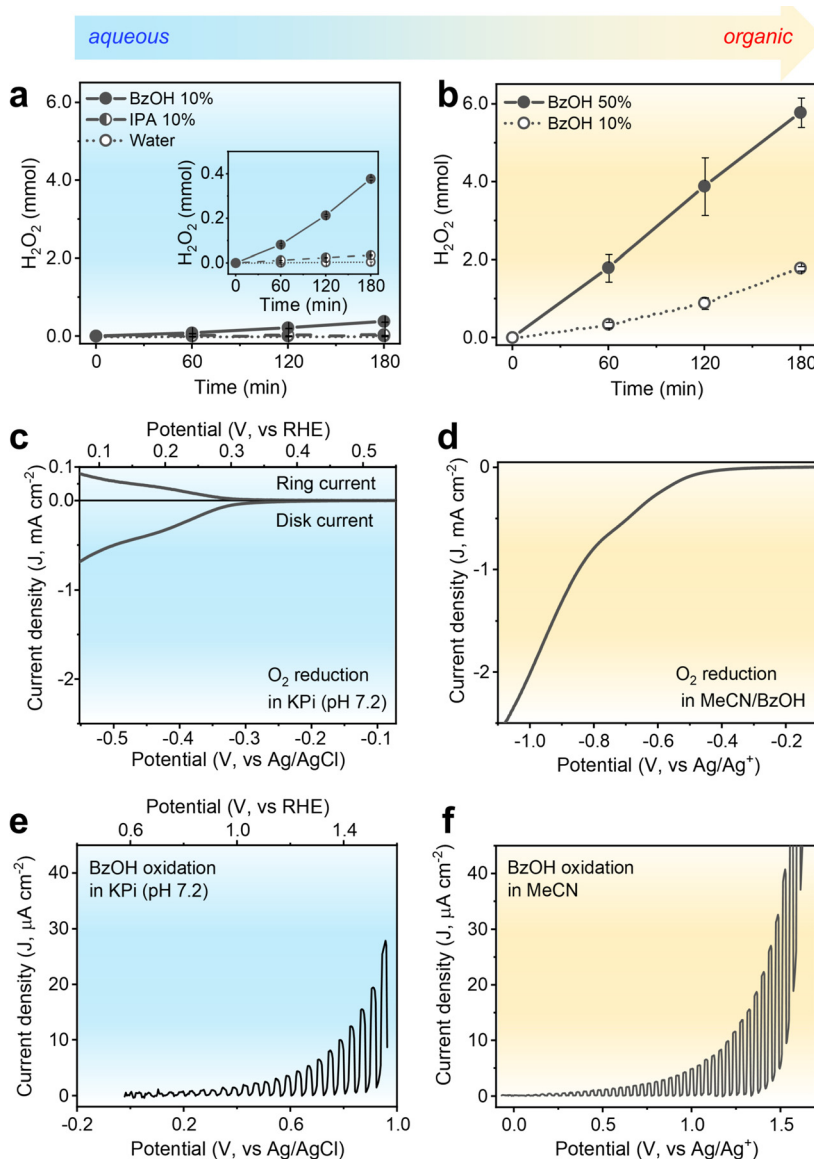


Fig. 2 (a) Time-dependent photocatalytic H_2O_2 production using CTF-Ph under aqueous conditions. Reaction conditions: O_2 -saturated water (27 mL), 10% hole scavenger (3 mL; benzyl alcohol (BzOH) or isopropanol (IPA)), photocatalyst (50 mg), AM 1.5G simulated sunlight ($\sim 980 \text{ W m}^{-2}$), 298 K. (b) Photocatalytic H_2O_2 production under organic conditions. Reaction conditions: BzOH (3 mL for 10% or 15 mL for 50%), O_2 -saturated acetonitrile (MeCN) (27 mL or 15 mL), photocatalyst (50 mg), simulated sunlight, 298 K. (c) Rotating ring-disk electrode (RRDE) voltammogram of O_2 -saturated 0.1 M BzOH in 0.1 M phosphate buffer (KPi, pH 7.2). The applied potential on the Pt ring electrode was 1.0 V vs. Ag/AgCl. (d) RRDE voltammogram of O_2 -saturated 0.1 M BzOH in MeCN-0.1 M tetrabutylammonium hexafluorophosphate (TBAPF₆). Photoelectrochemical oxidation of 0.1 M BzOH using the CTF-Ph photoelectrode in (e) aqueous 0.1 M KPi and (f) 0.1 M TBAPF₆-MeCN under simulated sunlight. All the LSV scans were performed at a scan rate of 10 mV s^{-1} , and the rotating speed of the RDE was 1600 rpm.

consistent with the results obtained using a previously reported CTF photocatalyst.²⁷ When the reaction was conducted in an Ar-saturated atmosphere, a trace amount of H_2O_2 was obtained, indicating that H_2O_2 was primarily generated by the two-electron O_2 reduction (Fig. S6, ESI[†]). The H_2O_2 production efficiency was further enhanced by the quantitative addition of hole scavengers to water. When the typical hole scavenger isopropanol (IPA) was used in combination with CTF-Ph, a higher amount of H_2O_2 was produced ($34.3 \mu\text{mol}$). When BzOH was used as a hole scavenger, the amount of H_2O_2 produced

significantly increased to $377.2 \mu\text{mol}$ after 3 h of solar irradiation. CTF-Ph is known as a low-performing photocatalyst owing to its large energy band gap;²⁸ hence, the drastic increase in H_2O_2 production after the addition of BzOH is unexpected. Moreover, the current density–voltage plot of CTF-Ph exhibited a high anodic peak current for BzOH oxidation (Fig. S7, ESI[†]), indicating that BzOH plays a crucial role as a hole scavenger.

The BzOH-rich environment was thus achieved under organic conditions with acetonitrile (MeCN) as the solvent. As shown in Fig. 2b, H_2O_2 production under organic conditions



is one order of magnitude higher than that under aqueous conditions. The reaction in the presence of CTF-Ph and 10 vol% of BzOH produced 1.79 mmol of H₂O₂ under light irradiation for 3 h. A higher loading of BzOH (up to 50 vol%) increased the H₂O₂ production up to 5.78 mmol, and thereafter, the BzOH loading was maintained at 50 vol% in further experiments. Other aryl alcohol substrates, such as substituted BzOHs and secondary aryl alcohols, can also be used as hole scavengers in photocatalytic H₂O₂ production (Fig. S8, ESI†).

To understand the origin of the discrepancy between the performances obtained under aqueous and organic conditions, electrochemical evaluation of CTF-Ph was conducted. The electrochemical O₂ reduction was analyzed *via* rotating ring-disk electrode (RRDE) measurements. The linear voltammetry sweep (LSV) curve of CTF (Fig. 2c) in an aqueous potassium phosphate buffer (KPi, pH 7.2) showed that the onset potential for the O₂ reduction current was approximately -0.2 V *vs.* Ag/AgCl and the calculated H₂O₂ selectivity was $\sim 60\%$ (Fig. S9, ESI†). In contrast, the LSV curve of CTF-Ph in the BzOH–MeCN solution showed a substantial increase in the O₂ reduction current (Fig. 2d) compared to that under aqueous conditions. This demonstrates that the O₂ reduction activity of CTF can be significantly enhanced by replacing an aqueous electrolyte with an organic one.

The photoelectrochemical oxidation properties of CTF-Ph, which is the other half of the photoredox system, were examined. The LSV curve under aqueous conditions indicates a clear photo-response for water oxidation with an onset potential shift of ~ 0.7 V (from 0.9 to 0.2 V *vs.* Ag/AgCl) (Fig. S10, ESI†). When 0.1 M BzOH was added to the aqueous electrolyte, CTF-Ph demonstrated a cathodic shift in the onset of the photocurrent (Fig. 2e). This is because the major oxidation reaction changed from water oxidation to BzOH oxidation. The photovoltage of CTF also slightly increased from 0.7 to 1.0 V in the presence of BzOH. The addition of IPA to water, on the other hand, resulted in a minor increase in photocurrent as a less efficient hole scavenger (Fig. S10, ESI†). With the BzOH-rich environment in MeCN, the CTF-Ph photoelectrode exhibited an additional enhancement in both the photovoltage (from 1.0 to 1.5 V) and photocurrent for BzOH oxidation compared to those in the aqueous electrolyte (Fig. 2f). This indicates that BzOH oxidation is thermodynamically and kinetically more facile than water and IPA oxidation, thus enhancing the O₂ reduction activity of the CTF by improving the photogenerated charge separation.

Electrochemical assessments indicated that the O₂ reduction and BzOH oxidation activities of CTF-Ph were affected by the solution composition. Nonetheless, the intrinsic activity of CTF in different media does not fully account for the enhanced H₂O₂ production under organic conditions. The potential auto-oxidation of BzOH in the UV region is an important aspect to investigate. The control experiment showed that a quantitative amount of H₂O₂ was produced under simulated sunlight illumination even without the addition of CTF-Ph (Fig. S11, ESI†). BzCHO was generated in almost the same amount as H₂O₂, implying that their production is interrelated. Notably, these

two products were not detected when the organic solution was irradiated with visible light (>400 nm), demonstrating that the UV-initiated autocatalytic reaction under organic conditions significantly contributed to the generation of H₂O₂ and BzCHO.

Solar-driven H₂O₂ production in the designed OWSs

Since organic conditions enhanced the solar H₂O₂ production, several OWSs were designed by using different molar ratios of water to BzOH (0, 10, 50, 66, and 98.5 mol%) (Table S1, ESI†). The effect of water on the photocatalytic activity of the CTF and the autocatalytic contribution was determined by measuring the amounts of H₂O₂ and BzCHO produced. Significant amounts of H₂O₂ and BzCHO were produced without a photocatalyst (denoted as “BLK”), with the maximum amounts of H₂O₂ and BzCHO (4.90 and 6.17 mmol, respectively) produced under water-free conditions. The performance with BLK rapidly decreased with the addition of water. However, in the presence of CTF-Ph, the overall production of H₂O₂ and BzCHO was higher than that obtained under BLK conditions. Furthermore, the photocatalytic efficiency of the CTF increased with the addition of small amounts of water to the OWS. For instance, CTF-Ph demonstrated the maximum H₂O₂ and BzCHO production (7.04 and 7.44 mmol, respectively) in the OWS for 3 h with a 10 mol% addition of water (Fig. 3a and b); however, a small amount of benzyl benzoate (BBA, 0.11 mmol) was generated as a side product²⁹ (Fig. S12, ESI†). The formation of H₂ gas by a competing reaction of proton reduction was marginal in the OWS even with the excess water (Fig. S13, ESI†). To the best of our knowledge, our method of solar-driven H₂O₂ production using an OWS and CTF-Ph resulted in one of the highest recorded solar-to-chemical conversion (SCC) efficiencies of up to 1.1% with a H₂O₂ production rate of 46.9 mmol h⁻¹ g⁻¹, comparable with the most efficient water splitting photocatalyst (Fig. 3c and Table S2 for a full comparison, ESI†).^{5,7,30,31}

Despite the significant contribution of autocatalytic oxidation toward H₂O₂ production under solar irradiation, the photocatalytic effect remained evident. For instance, P25 TiO₂ as a control photocatalyst with a strong oxidation potential (2.69 V *vs.* Ag/Ag⁺, Fig. S1, ESI†) exhibited far lower production efficiencies, generating a maximum of 1.97 and 3.13 mmol of H₂O₂ and BzCHO, respectively, with a 50 mol% addition of water (Fig. 3a and b). The photocatalytic contribution was determined by subtracting the amounts of H₂O₂ and BzCHO produced using BLK from those obtained when the photocatalyst was used (Photocat. – BLK in Fig. 3a and b). When TiO₂ was used, an adverse effect on H₂O₂ and BzCHO production was observed, indicating that the reaction was governed by the type of photocatalyst used (Fig. S14, ESI†). Because of this dependence, sequentially changing the photocatalyst in the reaction at each stage changed the reaction performance (Fig. 3d). TiO₂ has insufficient potential for O₂ reduction (Fig. S1, ESI†) and is likely to decompose H₂O₂ under both aqueous and organic conditions (Fig. S15 and S16, ESI†). This suggests that metal-free photocatalysts, such as common polymeric photocatalysts, are more suitable for these reactions (Fig. S17, ESI†).



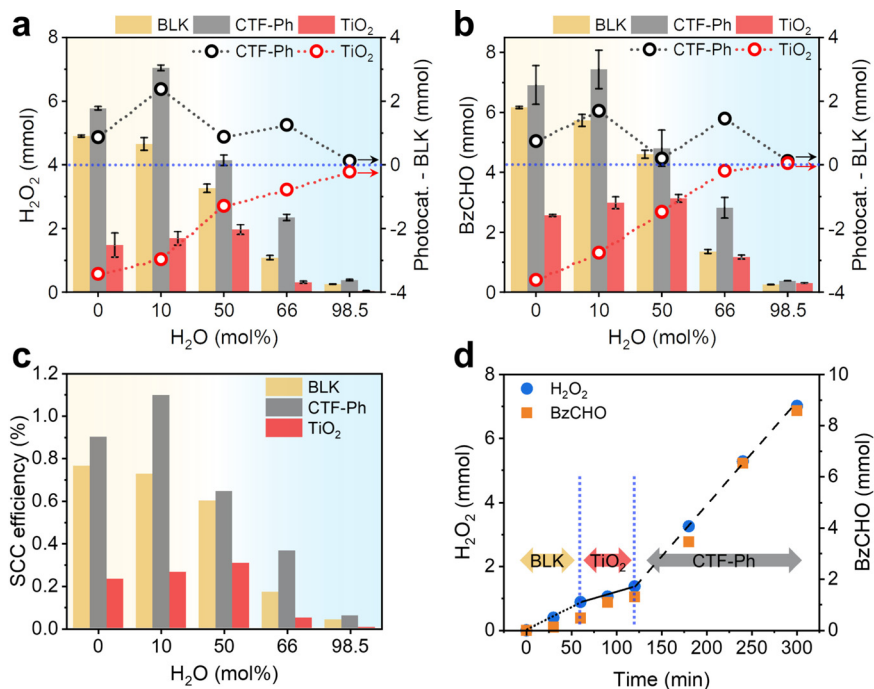


Fig. 3 Reaction design with varying molar ratios of water to BzOH in MeCN. Solar-driven production of (a) H₂O₂ and (b) benzaldehyde (BzCHO) in the organic working solution (OWS) with and without the photocatalyst (BLK). The photocatalytic effect was estimated by subtracting the amount of products obtained under BLK conditions from those obtained using the photocatalysts (Photocat.-BLK). (c) Solar-to-chemical conversion (SCC) efficiencies of H₂O₂ production under AM 1.5G simulated sunlight irradiation for 3 h. (d) Sequential shift of photocatalysts in the OWS. Reaction conditions: photocatalyst (50 mg), organic solution (30 mL; 50% BzOH, 50% MeCN, 10 mol% H₂O), simulated sunlight (~980 W m⁻²), O₂ (1 bar), 298 K. In the shift, the photocatalyst was filtered through a 0.22 μm hydrophilic PTFE syringe filter and O₂ was purged in the reaction solution.

Mechanism of solar-driven H₂O₂ production *via* interplay between auto- and photo-catalysis

To reveal the reaction mechanism in the OWS, the radical intermediate was monitored by EPR measurements under simulated sunlight irradiation. The selective O₂ reduction on CTF-Ph was evidenced by the 5,5-dimethyl-1-pyrroline N-oxide (DMPO)-hydroperoxyl ([•]OOH) adduct ($g = 2.00561$; $A_N = 13.5$ G; $A_{H,\beta} = 11.0$ G; $A_{H,\gamma} = 1.30$ G) (Fig. 4a).^{32,33} In 100% BzOH in air, a clear sextet spectrum was obtained by CTF-Ph, which is attributed to a DMPO-benzyl (OR[•]) adduct ($g = 2.00561$; $A_N = 15.3$ G; $A_H = 22.2$ G) (Fig. 4b),^{32,33} indicating that BzOH oxidation mainly proceeds *via* an α -hydroxybenzyl radical intermediate.^{24,34} Both DMPO-[•]OOH and DMPO-OR[•] adducts were also observed in BLK, implying that autocatalysis takes place by free radical reactions.

In situ EPR profiles further provided evidence of the progress of the photo- and auto-catalytic reactions. In the photocatalytic reaction with water (CTF-Ph + H₂O), the strong quartet signals of the DMPO-[•]OOH adduct were mainly observed at an early stage (Fig. 4c and Fig. S18, ESI[†]). The signal intensity reached a maximum within a few minutes and began to decrease with O₂ consumption. The bottom projection showed the evolution of the DMPO-OR[•] adduct at 334 and 339 mT after approximately 10 min. In contrast, in the autocatalytic reaction with water (BLK + H₂O), the intensity of the DMPO-[•]OOH adduct signals was significantly lower and quickly decayed (Fig. 4d). Instead, a strong peak from the DMPO-OR[•] adduct was observed on the

projection in BLK + H₂O. Time-resolved quantitative analysis showed that the photogenerated radical signal was more intense and long-lived in CTF-Ph + H₂O compared to that in BLK + H₂O (Fig. 4e). Although a higher level of radical formation was also apparent with CTF-Ph compared to that with BLK in the absence of water (Fig. S19, ESI[†]), the addition of water further enhanced the radical generation. This observation was consistent with the improved H₂O₂ production in the water-containing OWS with CTF-Ph.

First, in BLK as autocatalysis, the formation of hydroperoxyl and α -hydroxybenzyl radicals was substantially lower than that in the presence of CTF-Ph (Fig. 4a and b). Direct activation of BzOH under UV irradiation is known to form an alcohol radical cation and subsequently an alkoxy radical,²³ however, this was not mainly observed under solar irradiation. As shown in Fig. S11 (ESI[†]), the autocatalytic reaction generates H₂O₂ under irradiation with UV-A light (315–400 nm), which is consistent with the light absorption range of the BzCHO solution (Fig. S20, ESI[†]). Even in pure BzOH, a minor amount of BzCHO exists at a concentration of 1414.5 ppm (Fig. S21a, ESI[†]). Under solar irradiation, BzCHO is excited to the ¹n,π* state by absorbing light longer than 300 nm, and the singlet state of BzCHO is then transformed to the ³n,π* state by intersystem crossing.³⁵ The excited triplet state of BzCHO can abstract hydrogen from BzOH to generate an α -hydroxybenzyl radical that is responsible for O₂ activation.³⁶ The addition of water under the BLK conditions led to a rapid decrease in production efficiency,



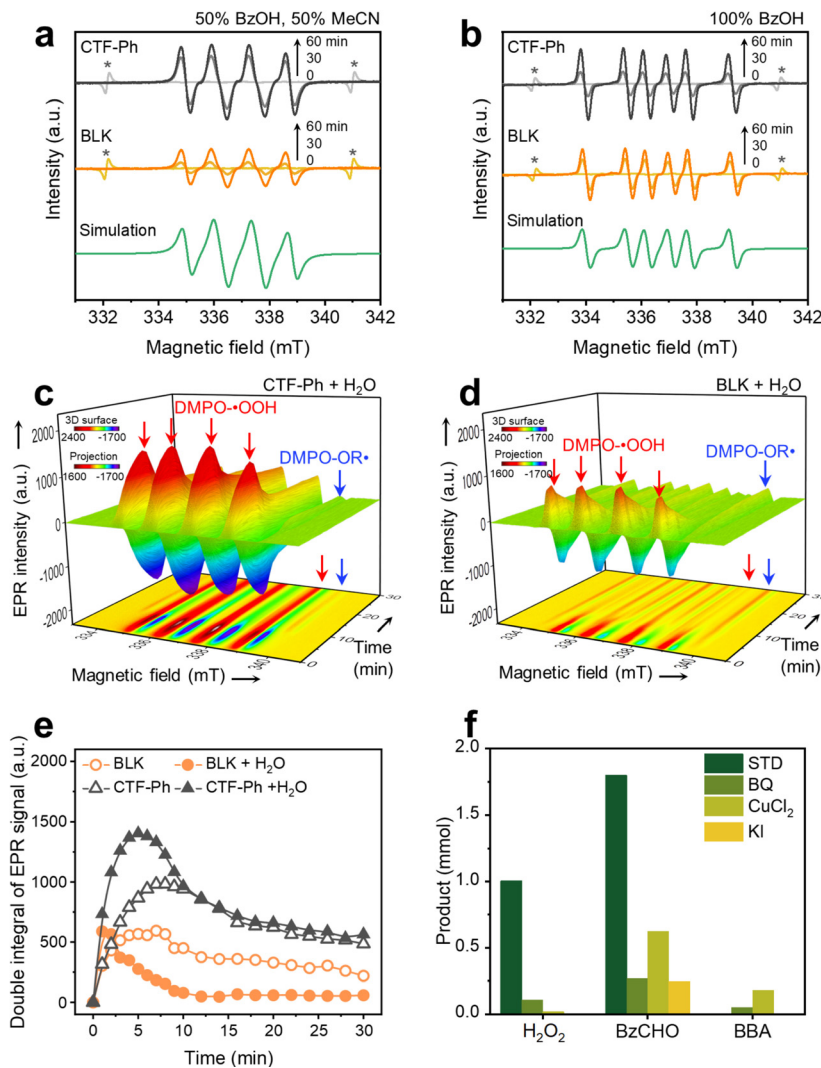


Fig. 4 Electron paramagnetic resonance (EPR) spectra of (a) DMPO-hydroperoxyl ($\cdot\text{OOH}$) and (b) DMPO-benzyl ($\text{OR}\cdot$) radical with CTF-Ph and without the photocatalyst (BLK) under simulated sunlight irradiation ($\sim 980 \text{ W m}^{-2}$). Reaction conditions: (a) BzOH (1.5 mL), MeCN (1.5 mL), O_2 (purged for 30 min), 298 K, DMPO (20 μL); (b) BzOH (3 mL), air (exposed to air for 3 h), 298 K, DMPO (20 μL). EPR spectra were obtained at 0, 30, and 60 min of irradiation. With the photocatalyst, CTF-Ph (10 mg) was added in the reaction vessel (4 mL vial). The asterisk indicates a signal from the Mn marker used for calibration. Time-dependent *in situ* EPR spectra of (c) CTF-Ph and (d) BLK in an O_2 -saturated OWS (50% BzOH, 50% MeCN, 5 mol% H_2O). (e) Double integral of the *in situ* EPR signals for CTF-Ph and BLK in the absence and presence of water (5 mol%) in the OWS. (f) Photocatalytic performance of CTF-Ph in the OWS with addition of radical scavengers. Copper chloride (CuCl_2), potassium iodide (KI), and 1,4-benzoquinone (BQ) were tested as photogenerated electron (e^-), photoinduced hole (h^+), and hydroperoxyl radical ($\text{O}_2^{\cdot-}$) scavengers, respectively. Reaction conditions: CTF-Ph (20 mg), scavenger (166.7 μmol), organic solution (10 mL; 50% BzOH, 50% MeCN), simulated sunlight, O_2 (1 bar), 298 K.

which could be ascribed to the rate-retarding effect of water in the hydrogen abstraction reaction.^{37,38}

Intentionally spiking the BLK solution with a minimal amount of BzCHO, however, did not always increase the H_2O_2 production after solar irradiation (Fig. S21b–d, ESI[†]). By increasing the BzCHO content in BzOH, the formation of the side product BBA could rather increase. Notably, benzoic acid as an over-oxidized product was not detected under both BLK and CTF-Ph conditions, indicating that BBA did not result from the esterification of BzOH with benzoic acid. With a higher initial BzCHO concentration, a larger amount of benzoyl radicals can be produced by the decomposition of the excited triplet state of BzCHO.³⁶ On the other hand, the photocatalytic

oxidation of BzOH generated an alkoxy radical under visible light as a minor intermediate (Fig. S22, ESI[†]). The coupling between the benzoyl radical and alkoxy radical led to the production of a larger amount of BBA side product. A catalytic amount of BzCHO in pure BzOH was thereby sufficient to attain the autocatalytic pathway without forming the excessive side product. Nevertheless, the amount of BzCHO can vary depending on the scale of the OWS, which should be a key consideration when scaling up the reaction in future studies.

Along with autocatalysis, the photocatalytic role of CTF-Ph in the OWS was further investigated. Control experiments with radical scavengers proved the importance of photogenerated electrons and holes in the O_2 reduction and alcohol oxidation



processes (Fig. 4f). The H_2O_2 and BzCHO production efficiencies of CTF-Ph were both affected by the addition of electron and hole scavengers compared to those in the standard reaction (STD). In particular, the BzCHO production significantly decreased by the addition of a h^+ scavenger. The quenching of the $\text{O}_2^{\bullet-}$ radical also decreased the BzCHO production of CTF-Ph, indicating that the oxidation of the BzOH radical intermediate by the $\text{O}_2^{\bullet-}$ radical is a critical pathway for BzCHO formation. Although the formation of the BBA side product was insignificant in STD, it was somewhat facilitated when the O_2 reduction was suppressed by scavenging photoinduced electrons and $\text{O}_2^{\bullet-}$. Therefore, the selective formation of H_2O_2 and BzCHO only occurs through cooperative O_2 reduction and BzOH oxidation reactions.

The positive effect of water in the respective O_2 reduction and BzOH oxidation reactions with CTF-Ph was electrochemically evaluated using H_2O -MeCN mixtures (Table S3, ESI†). Notably, the amount of BzOH in the electrochemical studies was adjusted to be relatively smaller than that under the photocatalytic reaction conditions to circumvent inaccurate

readings of the reaction currents on the electrodes as a result of the limited water miscibility of BzOH and possible surface-impeding effects. When the water content was in the range of 0–50 vol%, the current density of BzOH oxidation was in the range of 0.9–1.4 mA cm^{-2} , which then decreased to 0.7 mA cm^{-2} when the water content was 60–100 vol% (Fig. 5a). Moreover, the O_2 reduction current was significantly affected by the addition of a small amount of water to the electrolyte. An approximately 15-fold increase in the O_2 reduction current was observed when the water content in the electrolyte increased from 0 to 10 vol%, followed by a rapid decrease in the current density when the water content was further increased from 50 to 100 vol%, indicating a volcano-like trend. The onset potentials for the O_2 reduction and alcohol oxidation reactions shifted rapidly with the addition of water and became saturated at a water content of 10 vol% (Fig. 5b). The shifting direction was beneficial for both reactions: a cathodic shift for BzOH oxidation and an anodic shift for O_2 reduction. The onset potential differences between the two opposite reactions (ΔV_{onset}) show that the addition of water up to 10 vol%



Fig. 5 (a) Reaction currents and (b) onset voltage changes of CTF-Ph for O_2 reduction (OR) and alcohol oxidation (AO) with different water contents in the H_2O -MeCN mixture with 0.1 M BzOH. The reaction current for O_2 reduction and BzOH oxidation was determined to be -1.5 V and $+2.0$ V vs. Ag/Ag^+ , respectively, and the onset potentials for both reactions were determined at the voltages when the absolute reaction current reaches $10 \mu\text{A cm}^{-2}$. 0.1 M LiClO_4 was used as the supporting electrolyte. (c) Photoluminescence spectra and (d) average lifetimes of CTF-Ph dispersed in the OWS under O_2 -saturated conditions. (e) ^1H NMR isotope experiment using BzOH- d_7 and BzOH under O_2 -saturated conditions for 3 h (CD_3CN , 298 K), and (f) the corresponding products quantified from the spectra using mesitylene as the internal standard. Reaction conditions: BzOH(- d_7) (1.5 mL), CTF-Ph photocatalyst (15 mg), H_2O (26 μL), CD_3CN (1.5 mL), O_2 (1 bar), simulated sunlight ($\sim 990 \text{ W m}^{-2}$), 298 K.



decreases the overpotential from 1.9 to 1.1 V, which is significantly less than the band gap of CTF-Ph.

In proportion to the decrease in overpotential, the charge separation of CTF-Ph increased in the H₂O–BzOH–MeCN mixtures with higher O₂ concentrations (Fig. S23, ESI†). From Fig. 5c, the steady-state photoluminescence (PL) peaks of CTF are largely quenched under the organic conditions, with a lower PL intensity under conditions from 0 to 50 mol% water. The photo-oxidation of BzOH was facilitated in the presence of a small amount of water, corresponding to the PL quenching of CTFs in the water–organic mixtures. The lifetime of the excited state in the OWS was estimated using time-correlated single-photon counting (Fig. S24, ESI†). The average lifetimes of the CTF were slightly shortened using 0 to 66 mol% water, in accordance with the PL measurements (Fig. 5d). The CTF photocatalysts are well dispersed in the OWSs, as evidenced by the low transmittance (<20%) (Fig. S25, ESI†), leading to a low likelihood of error from the polymer concentration in the PL measurement. The electrochemical and PL results indicate that the addition of water to the OWS provides a thermodynamically and kinetically favorable environment for the O₂ reduction and alcohol oxidation reactions, enabling CTF-Ph to enhance the photocatalytic production of H₂O₂ and BzCHO.

Furthermore, we observed these enhanced O₂ reduction and alcohol oxidation reactions facilitated by the addition of water by ¹H nuclear magnetic resonance (NMR) spectroscopy (Fig. S26, ESI†). Notably, the peaks derived from water and the hydroxyl group of BzOH were shifted downfield owing to the formation of a hydrogen bond between the two molecules because water behaves as the proton acceptor.³⁹ This activated BzOH effectively, which is consistent with the aforementioned decrease in overpotentials (Fig. 5b).^{40,41} The photocatalytic contribution of BzOH oxidation to H₂O₂ formation was studied using deuterated BzOH-d₇ (Fig. 5e). BzOH and BzOH-d₇ produced 36.7 and 10.8 μmol of H₂O₂ (9.87 ppm) and HDO₂ (9.65 ppm), respectively (Fig. 5f). The abstraction of the α-hydrogen atom from BzOH was faster than that of the α-deuterium from BzOH-d₇,²¹ resulting in the formation of a lower amount of HDO₂. This indicates that BzOH provides

more protons for the formation of H₂O₂ than water¹⁸ because if water provided all the required protons, similar amounts of H₂O₂ and HDO₂ would have been formed in both cases. In addition, isotope experiments indicated that proton abstraction from the –CH₂OH group on BzOH is the rate-determining step (RDS). Therefore, the autocatalytic generation of α-hydroxybenzyl radicals strongly contributes to the overall alcohol oxidation reaction, helping to overcome the RDS of the photocatalytic routes.

The plausible mechanism of solar H₂O₂ production in OWSs is proposed in Fig. 6. Under solar irradiation, photo-excitation of BzCHO in BzOH forms a higher excited triplet state of BzCHO, which can initiate the conversion of BzOH to the α-hydroxybenzyl radical by hydrogen atom transfer (HAT)⁴² (autocatalysis, step 1). The reaction between the α-hydroxybenzyl radical and O₂ (step 2) produces BzCHO and •OOH, possibly via the formation of the unstable benzoylperoxy radical⁴³ (step 3). Simultaneously, in the presence of CTF-Ph, the photocatalytic route further improves the reaction kinetics. For instance, under light illumination, the photogenerated electrons in the CTF react with O₂ to form O₂•[–], which is a proton acceptor (photocatalysis, step a). BzOH is oxidized by the photoinduced hole to afford the BzOH radical cation (step b), which is followed by α-C–H abstraction by O₂•[–] to form •OOH and α-hydroxybenzyl radicals (step c). The successive photo-oxidation and proton abstraction of the benzyl radicals formed via auto- and photocatalysis by •OOH yield H₂O₂ and BzCHO as the final products (step d).

The autocatalytic route efficiently produces α-hydroxybenzyl radicals that can activate O₂ molecules to •OOH radicals. The subsequent conversion of •OOH to H₂O₂, though, is technically challenging due to the lack of proton and electron supply. On the other hand, the photocatalytic pathway shows the enhanced O₂ reduction under organic conditions, however, the oxidation of BzOH to α-hydroxybenzyl radical is the RDS. Therefore, the α-hydroxybenzyl and •OOH radicals generated from the autocatalysis can be successfully converted into BzCHO and H₂O₂, respectively, by the photocatalytic redox reactions on CTF-Ph. Furthermore, autocatalysis is sensitive to water, showing a



Fig. 6 Schematic of the mechanism of solar-driven H₂O₂ production showing the interplay between auto- and photo-catalysis in an OWS.



drastic degradation of the performance in the presence of water. In the photocatalytic pathway, water lowers the activation barriers of redox reactions and promotes proton transfer, balancing out the autocatalytic reaction. Therefore, in the designed OWS systems, the interplay between auto- and photo-catalysis effectively converts O_2 into H_2O_2 under solar light with BzCHO as a value-added co-product.

Conceptual feasibility test

The solar-driven production of H_2O_2 and BzCHO was tested under long-term conditions to demonstrate the feasibility of the OWS. As shown in Fig. 7a, the amounts of H_2O_2 and BzCHO increase almost linearly during the reaction (50 h). No additional reactant but O_2 was injected every 9 h. After the reaction, the OWS was extracted with water to separate H_2O_2 and BzCHO. The final amount of H_2O_2 obtained was 18.5 mmol, equivalent to $3.7 \text{ mmol g}^{-1} \text{ h}^{-1}$ and 10 488 ppm, which demonstrates the excellent capability of our new OWS to continuously produce H_2O_2 .⁴⁴ The SCC efficiency was maintained at 0.32% even after 50 h of reaction. The extracted H_2O_2 was diluted and purified by reverse osmosis membrane filtration, which is a highly energy-effective technique compared to the thermal distillation used in the industrial anthraquinone process.¹⁹ With a permeate

flux of $1.79 \text{ L m}^{-2} \text{ h}^{-1} \text{ bar}^{-1}$, the membrane filtration afforded a few liters of aqueous H_2O_2 at a concentration of 103.4 ppm (Fig. 7b). The purity of the H_2O_2 solution was determined by ^1H NMR spectroscopy, which exhibited a clean signal without impurities (Fig. S27a, ESI[†]). A high reduction in the total organic carbon of up to 98.4% was attained after membrane filtration (Fig. S27b, ESI[†]). The corresponding BzCHO concentration in the organic phase reached 29.6 mmol during light irradiation for 50 h, indicating a production efficiency of $5.9 \text{ mmol g}^{-1} \text{ h}^{-1}$. No apparent structural changes were observed in the ^{13}C NMR and Fourier-transform infrared spectra of the recovered CTF-Ph after 50 h of reaction time (Fig. S28, ESI[†]). A slight extension of light absorbance in the UV-vis diffuse reflectance spectrum indicated the formation of coke due to the addition of α -hydroxybenzyl radicals on CTF-Ph during the prolonged light irradiation (Fig. S29, ESI[†]). Highly durable CTF-Ph could keep producing highly concentrated H_2O_2 solution in repeated cycles (Fig. S30, ESI[†]).

The high concentration of purified H_2O_2 from the long-term reaction can be directly utilized for large-scale water treatment applications. Organic pollutants can be degraded by adopting the Fenton process, in which the reaction between H_2O_2 and Fe(II) forms hydroxyl radicals as a strong oxidant.⁴⁵ Fig. 7c shows the

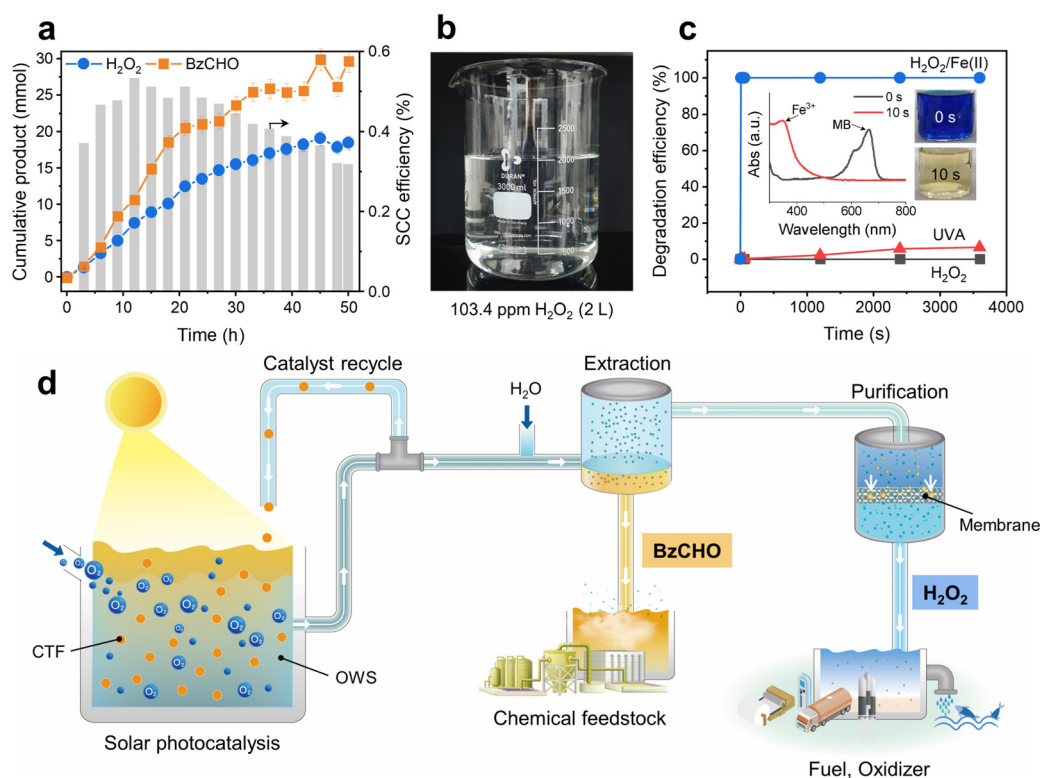


Fig. 7 (a) Long-term solar-driven production of H_2O_2 and BzCHO during 50 h of light irradiation. The corresponding SCC efficiency for H_2O_2 production was calculated every 3 h. Reaction conditions: BzOH (30 mL), trifluorotoluene (TFT, 29.42 mL), water (0.58 mL), CTF-Ph (100 mg), O_2 purging every 9 h, simulated sunlight ($\sim 980 \text{ W m}^{-2}$), 298 K. TFT was chosen for the long-term experiment not only to promote O_2 dissolution in the media but also to extract H_2O_2 using water. (b) Purified H_2O_2 aqueous solution with an average concentration of 103.4 ppm after reverse osmosis filtration in the 2-L scale. (c) Fenton process for the degradation of organic pollutants in water using the purified H_2O_2 from the long-term solar H_2O_2 reaction. Inset: UV-visible spectra of the reaction of methylene blue (MB) solution with $H_2O_2/\text{Fe(II)}$ in the first 10 s and the corresponding photographs of decolorization. Reaction conditions: MB (50 ppm), Fe(II) (3 mM), H_2O_2 (3 mM), pH 3. (d) Schematic of solar photocatalysis for the co-production of H_2O_2 and BzCHO and on-site applications.



degradation profile of methylene blue (MB) in a mixture of purified H₂O₂ and Fe(II) solution. The MB molecules rapidly degraded in only 10 s, demonstrating enhanced removal kinetics compared to the photolysis of MB under UV-A or normal H₂O₂ treatment. Despite the industrial production of H₂O₂ at high concentrations (27.5–70%), dilute H₂O₂ solutions are required for on-site applications such as advanced oxidation processes in wastewater treatment (10–100 ppm).⁴⁶ Solar H₂O₂ production in the OWS can meet this requirement by producing dilute H₂O₂ solutions with high purity, thereby providing a practical alternative for decentralized H₂O₂ production (Fig. 7d).⁴⁷

Conclusions

This study demonstrates a new reaction design of an organic working solution that can promote the solar production process of H₂O₂ using a model polymeric photocatalyst. The organic working solution afforded the successful integration of alcohol oxidation with O₂ reduction for electron donor-free photocatalysis. Furthermore, the use of the organic solution resulted in the discovery of autocatalytic alcohol oxidation by photoexcitation of benzaldehyde impurity existing in fresh benzyl alcohol, significantly enhancing both H₂O₂ and benzaldehyde production. The photocatalytic pathway was improved by fine-engineering the reaction composition using water, demonstrating that tailoring the reaction media is a simple but effective route for promoting overall H₂O₂ productivity. Future work is suggested to improve the performance of the organic working solution by exploring autocatalytic organic molecule candidates. Photoexcitation of aromatic ketones would hold a key to enhancing solar-to-chemical conversion efficiency further. In addition to autocatalysis, structural controls on polymeric photocatalysts are required for selective O₂ reduction and extended light absorbance, but in a cost-effective manner. Finally, a system design that combines a scaled solar reactor with a membrane purification setup is needed. We believe that this study provides a breakthrough in photocatalytic reactions, bringing solar photocatalysis a step closer to industrial standards.

Author contributions

D. K. L. and J. B. conceived and designed the project; B. C. M. and B. B. performed the experiments; B. C. M., D. K. L., and J. B. analyzed the data; K. A. I. Z., D. K. L., and J. B. discussed the results; D. K. L. and J. B. wrote the manuscript with contributions from all authors.

Conflicts of interest

There are no conflicts to declare.

Acknowledgements

This work was supported by a National Research Foundation of Korea (NRF) grant funded by the Korean government (MSIT)

(No. 2021R1C1C1005774 to J. B.; No. 2020M3H4A1A02084590 and No. 2022M3A9F3082336 to D. K. L.). The authors acknowledge support from the National Research Council of Science and Technology (NST) grant (CPS21051-100) and institutional programs of KIST (2E31932 to J. B. and 2E31831 to D. K. L.). The authors sincerely thank Dr Chanhee Boo (KIST) for the reverse osmosis membrane filtration experiments, Dr Yeongran Hong (KIST) for the ¹H NMR spectroscopy studies, and Sukyoun Son (KIST) for the GC-MS analysis.

References

- 1 Y. Sun, L. Han and P. Strasser, *Chem. Soc. Rev.*, 2020, **49**, 6605–6631.
- 2 J. Lee, O. Buyukcakir, T.-W. Kwon and A. Coskun, *J. Am. Chem. Soc.*, 2018, **140**, 10937–10940.
- 3 Y. Wang, A. Vogel, M. Sachs, R. S. Sprick, L. Wilbraham, S. J. A. Moniz, R. Godin, M. A. Zwijnenburg, J. R. Durrant, A. I. Cooper and J. Tang, *Nat. Energy*, 2019, **4**, 746–760.
- 4 J. H. Lee, H. Cho, S. O. Park, J. M. Hwang, Y. Hong, P. Sharma, W. C. Jeon, Y. Cho, C. Yang, S. K. Kwak, H. R. Moon and J.-W. Jang, *Appl. Catal., B*, 2021, **284**, 119690.
- 5 Y. Shiraishi, T. Takii, T. Hagi, S. Mori, Y. Kofuji, Y. Kitagawa, S. Tanaka, S. Ichikawa and T. Hirai, *Nat. Mater.*, 2019, **18**, 985–993.
- 6 S. Wang, B. Cai and H. Tian, *Angew. Chem., Int. Ed.*, 2022, **61**, e202202733.
- 7 Z. Teng, Q. Zhang, H. Yang, K. Kato, W. Yang, Y.-R. Lu, S. Liu, C. Wang, A. Yamakata, C. Su, B. Liu and T. Ohno, *Nat. Catal.*, 2021, **4**, 374–384.
- 8 T. Sun, S. Zhao, W. Chen, D. Zhai, J. Dong, Y. Wang, S. Zhang, A. Han, L. Gu, R. Yu, X. Wen, H. Ren, L. Xu, C. Chen, Q. Peng, D. Wang and Y. Li, *Proc. Natl. Acad. Sci. U. S. A.*, 2018, **115**, 12692–12697.
- 9 P. Zhang, Y. Tong, Y. Liu, J. J. M. Vequizo, H. Sun, C. Yang, A. Yamakata, F. Fan, W. Lin, X. Wang and W. Choi, *Angew. Chem., Int. Ed.*, 2020, **59**, 16209–16217.
- 10 Y. Zhao, P. Zhang, Z. Yang, L. Li, J. Gao, S. Chen, T. Xie, C. Diao, S. Xi, B. Xiao, C. Hu and W. Choi, *Nat. Commun.*, 2021, **12**, 3701.
- 11 Z.-A. Lan, M. Wu, Z. Fang, X. Chi, X. Chen, Y. Zhang and X. Wang, *Angew. Chem., Int. Ed.*, 2021, **60**, 16355–16359.
- 12 P. B. Pati, G. Damas, L. Tian, D. L. A. Fernandes, L. Zhang, I. B. Pehlivan, T. Edvinsson, C. M. Araujo and H. Tian, *Energy Environ. Sci.*, 2017, **10**, 1372–1376.
- 13 C. Krishnaraj, H. Sekhar Jena, L. Bourda, A. Laemont, P. Pachfule, J. Roeser, C. V. Chandran, S. Borgmans, S. M. J. Rogge, K. Leus, C. V. Stevens, J. A. Martens, V. Van Speybroeck, E. Breyneert, A. Thomas and P. Van Der Voort, *J. Am. Chem. Soc.*, 2020, **142**, 20107–20116.
- 14 X. Zhang, P. Ma, C. Wang, L.-Y. Gan, X. Chen, P. Zhang, Y. Wang, H. Li, L. Wang, X. Zhou and K. Zheng, *Energy Environ. Sci.*, 2022, **15**, 830–842.



- 15 Q. Guo, F. Liang, X.-B. Li, Y.-J. Gao, M.-Y. Huang, Y. Wang, S.-G. Xia, X.-Y. Gao, Q.-C. Gan, Z.-S. Lin, C.-H. Tung and L.-Z. Wu, *Chem*, 2019, **5**, 2605–2616.
- 16 M. G. Allan, M. J. McKee, F. Marken and M. F. Kuehnel, *Energy Environ. Sci.*, 2021, **14**, 5523–5529.
- 17 Y. Isaka, Y. Kawase, Y. Kuwahara, K. Mori and H. Yamashita, *Angew. Chem., Int. Ed.*, 2019, **58**, 5402–5406.
- 18 B. Wu, L. Zhang, B. Jiang, Q. Li, C. Tian, Y. Xie, W. Li and H. Fu, *Angew. Chem., Int. Ed.*, 2021, **60**, 4815–4822.
- 19 J. M. Campos-Martin, G. Blanco-Brieva and J. L. G. Fierro, *Angew. Chem., Int. Ed.*, 2006, **45**, 6962–6984.
- 20 W. Huang, B. C. Ma, H. Lu, R. Li, L. Wang, K. Landfester and K. A. I. Zhang, *ACS Catal.*, 2017, **7**, 5438–5442.
- 21 F. Su, S. C. Mathew, G. Lipner, X. Fu, M. Antonietti, S. Blechert and X. Wang, *J. Am. Chem. Soc.*, 2010, **132**, 16299–16301.
- 22 M. J. Pavan, H. Fridman, G. Segalovich, A. I. Shames, N. G. Lemcoff and T. Mokari, *ChemCatChem*, 2018, **10**, 2541–2545.
- 23 P. K. Walia, M. Sharma, M. Kumar and V. Bhalla, *RSC Adv.*, 2019, **9**, 36198–36203.
- 24 X. Xiao, J. Jiang and L. Zhang, *Appl. Catal., B*, 2013, **142–143**, 487–493.
- 25 J. P. Torella, C. J. Gagliardi, J. S. Chen, D. K. Bediako, B. Colón, J. C. Way, P. A. Silver and D. G. Nocera, *Proc. Natl. Acad. Sci. U. S. A.*, 2015, **112**, 2337–2342.
- 26 P. Kuhn, M. Antonietti and A. Thomas, *Angew. Chem., Int. Ed.*, 2008, **47**, 3450–3453.
- 27 L. Chen, L. Wang, Y. Wan, Y. Zhang, Z. Qi, X. Wu and H. Xu, *Adv. Mater.*, 2020, **32**, 1904433.
- 28 C. B. Meier, R. S. Sprick, A. Monti, P. Guiglion, J.-S. M. Lee, M. A. Zwijnenburg and A. I. Cooper, *Polymer*, 2017, **126**, 283–290.
- 29 X. Liu, B. Xu, J. Haubrich, R. J. Madix and C. M. Friend, *J. Am. Chem. Soc.*, 2009, **131**, 5757–5759.
- 30 H. Hou, X. Zeng and X. Zhang, *Angew. Chem., Int. Ed.*, 2020, **59**, 17356–17376.
- 31 Q. Wang, T. Hisatomi, Q. Jia, H. Tokudome, M. Zhong, C. Wang, Z. Pan, T. Takata, M. Nakabayashi, N. Shibata, Y. Li, I. D. Sharp, A. Kudo, T. Yamada and K. Domen, *Nat. Mater.*, 2016, **15**, 611–615.
- 32 G. R. Buettner, *Free Radical Biol. Med.*, 1987, **3**, 259–303.
- 33 A. Bosnjakovic and S. Schlick, *J. Phys. Chem. B*, 2006, **110**, 10720–10728.
- 34 S. Higashimoto, N. Suetsugu, M. Azuma, H. Ohue and Y. Sakata, *J. Catal.*, 2010, **274**, 76–83.
- 35 H. Murai and K. Obi, *J. Phys. Chem.*, 1975, **79**, 2446–2450.
- 36 M. A. Theodoropoulou, N. F. Nikitas and C. G. Kokotos, *Beilstein J. Org. Chem.*, 2020, **16**, 833–857.
- 37 R. E. Galian, G. Litwinienko, J. Pérez-Prieto and K. U. Ingold, *J. Am. Chem. Soc.*, 2007, **129**, 9280–9281.
- 38 M. J. Kamlet and R. W. Taft, *J. Am. Chem. Soc.*, 1976, **98**, 377–383.
- 39 M. Liu, Z. Zhang, H. Liu, Z. Xie, Q. Mei and B. Han, *Sci. Adv.*, 2018, **4**, eaas9319.
- 40 R. F. Duan, L. Cheng, Q. C. Zhang, L. S. Ma, H. Y. Ma and J. C. Yang, *RSC Adv.*, 2015, **5**, 83976–83984.
- 41 Y. Li, Y. Wei and W. Zhang, *J. Electroanal. Chem.*, 2020, **870**, 114251.
- 42 M. Cocivera and A. M. Trozzolo, *J. Am. Chem. Soc.*, 1970, **92**, 1772–1774.
- 43 G. Palmisano, G. Scandura, V. Augugliaro, V. Loddo, A. Pace, B. S. Tek, S. Yurdakal and L. Palmisano, *J. Mol. Catal. A: Chem.*, 2015, **403**, 37–42.
- 44 R. J. Lewis and G. J. Hutchings, *ChemCatChem*, 2019, **11**, 298–308.
- 45 O. Primo, M. J. Rivero and I. Ortiz, *J. Hazard. Mater.*, 2008, **153**, 834–842.
- 46 S. L. Ulliman, D. B. Miklos, U. Hübner, J. E. Drewes and K. G. Linden, *Environ. Sci.: Water Res. Technol.*, 2018, **4**, 1321–1330.
- 47 S. Yang, A. Verdaguier-Casadevall, L. Arnarson, L. Silvioli, V. Čolić, R. Frydendal, J. Rossmeisl, I. Chorkendorff and I. E. L. Stephens, *ACS Catal.*, 2018, **8**, 4064–4081.

