



Cite this: *Food Funct.*, 2022, **13**, 6467

Designing food for the elderly: the critical impact of food structure

Sonia Calligaris, ^{*a} Martina Moretton, ^a Sofia Melchior, ^a Ana Carolina Mosca, ^b Nicoletta Pellegrini ^a and Monica Anese ^a

Ageing is an unavoidable progressive process causing many changes of the individual life. However, if faced in an efficient way, living longer in a healthy status could be an opportunity for all. In this context, food consumption and dietary patterns are pivotal factors in promoting active and healthy ageing. The development of food products tailored for the specific needs of the elderly might favour the fulfilment of nutritionally balanced diets, while reducing the consequences of malnutrition. To this aim, the application of a food structure design approach could be particularly profitable, being food structure responsible to the final functionalities of food products. In this narrative review, the physiological changes associated to food consumption occurring during ageing were firstly discussed. Then, the focus shifted to the possible role of food structure in delivering target functionalities, considering food acceptability, digestion of the nutrients, bioactive molecules and probiotic bacteria.

Received 10th January 2022,

Accepted 21st May 2022

DOI: 10.1039/d2fo00099g

rscl.li/food-function

1 Introduction

For the first time in history, the elderly (with age > 65 years) represent worldwide the fastest growing segment of the population and the number of individuals over the age of 65 is predicted to increase from 703 million in 2019 to 1.2 billion in 2025 and to 2 billion by 2050.^{1,2} Such a perspective appears positive, as many individuals are expected to live longer. However, new aspects impacting our lives, from health care and social relationships to economic growth and fiscal sustainability, need to be tackled.³ The challenge is to maintain vitality and good quality of life for as long as possible, while reducing the morbidity and the years of disabilities. Thus, the boosting of policies dedicated to tackle ageing related issues is a priority for the international community.

Food consumption and dietary patterns, in association with physical activity, are recognized as pivotal factors in promoting an active and healthy ageing. These are respectively defined as “the process of optimizing opportunities for health, participation and security in order to enhance quality of life as people age” and as “the process of developing and maintaining the functional ability that enables well-being in older age”.² Nutrition plays a critical role in modulating the development of many age-related physiological changes and diseases. While a number of chronic diseases are directly correlated to

an excess of food intake (*e.g.* obesity, type II diabetes, hypertension, cancer), inadequate nutrient intake increases elderly frailty, worsening important functional abilities, such as immunity, bone health, and cognitive functions.

In this context, the design of foods tailored for the specific needs of the elderly might favour the fulfilment of nutritionally balanced diets, while reducing the consequences of malnutrition. To design foods for the elderly, food composition is only one side of the coin. In fact, it is widely accepted today that the practice of linking food composition to physiological outcomes generates inconsistent results between predicted and actual health benefits.^{4,5} The other and still underestimated side of the coin is how food components interact to generate a defined hierarchical organization at different scale lengths, from nano to macro dimensions, which is the food structure. The latter could significantly impact many food functionalities, comprising food stability, sensory acceptance, as well as oral processing and gastrointestinal behaviour. A complex series of food structure changes characterize the food lifespan from the transformation of raw materials into final products to their consumption and utilization in the human body.

In this narrative review, after examining the physiological changes associated to food consumption in old age, the possible role of food structure in delivering target functionalities has been critically discussed, considering food acceptability, digestion of the nutrients, bioactive molecules and probiotic bacteria. To this aim, literature from nutritional studies on elderly population was merged with those reporting the most recent finding on food structure and functionalities. Potentially relevant articles were identified through a compu-

^aDepartment of Agricultural, Food, Environmental and Animal Sciences, University of Udine, Via Sondrio 2/A, 33100 Udine, Italy. E-mail: sonia.calligaris@uniud.it

^bFood and Drug Department, University of Parma, Parco Area delle Scienze, 47/A, 43124 Parma, Italy



terized search in PubMed, Food Science and Technology Abstract, and Scopus.

2 Ageing and food consumption behaviour

Diet is a key factor to maintain health status at all ages. During ageing, the diet has an even more substantial impact on life quality and in turn on longevity. Nonetheless, many age-related factors could compromise the ability of individuals to attain the required nutritional needs. Physiological alterations associated with ageing are one of the main determinants affecting food consumption and utilization in the body. Table 1 summarizes the main physiological changes associated with ageing and their consequences on food consumption and utilization behaviours. With ageing, people feel less hungry and thirsty on average due to differences in satiety signals associated to hormonal changes.^{6,7} As a consequence, they eat and drink reduced quantities of food and beverages, which might lead to inadequate intake of total calories and water, unbalanced consumption of macronutrients, and insufficient ingestion of micronutrients and bioactive compounds.⁸ Additionally, the eating capability, defined as a combination of hand manipulation, oral processing, sensation, and cognition capacity, deeply changes.⁹ In fact, difficulties in the use of hands due to injuries, diseases, or distortions can hinder the ability to bring the food into the mouth.^{10,11} Also, the lack of teeth and the reduced chewing and swallowing capacity can alter food oral processing,¹² with a consequent impact not only on perception and food acceptability, but also on food digestion and nutrient release.

After swallowing, the bolus transformation into utilizable components is influenced by the physiological modifications

of the gastrointestinal functions (*e.g.* food transit and digestion rate, hormonal responses, enzyme output, nutrient absorption, and gut microbiota composition) occurring during ageing.¹³ For instance, the digestion rate of carbohydrates (mainly represented by starch) and the consequent rapid release of glucose is expected to be faster in the elderly.^{13,14} Moreover, as age increases, protein and lipid digestibility can change as a consequence of the declined production of pepsin and lipase.^{14,15}

Finally, it should not be underestimated the role of the gut microbiota. Ageing and age-related diseases are frequently associated to a modification of the overall number and species diversity of the complex ecosystem of bacteria, fungal, and viral species living as symbiotic companions in our body from birth to death.¹⁶ Moreover, there is increasing awareness of the association between gut microbiota and brain functions, which has come to be known as the gut-brain axis,^{17,18} affecting cognitive outcomes and decline.¹⁹

All these physiological changes, which are associated with possible concomitant presence of chronic diseases (*e.g.* dementia, depression, cancer, stroke) and social constraints (*e.g.* lowliness, poor economic situations, difficulties in getting foods) further impair the food consumption of the elderly.^{14,20,21} As a consequence, malnutrition meant as the insufficient and unbalanced intake of macro- and micro-nutrients, is a common situation in older adults.^{14,22}

3 Designing foods for the elderly

Based on these considerations and with the final aim to fight elderly malnutrition, there is the need to develop and supply foods specifically designed to promote the well-being and health of the elderly. To this aim, a rational design approach should be applied. This should start by defining the target

Table 1 Physiological changes occurring during food consumption in the elderly and expected consequences

Food consumption stage	Change	Expected consequence	Ref.
Oral phase	Reduced sensory perception	Reduced appetite and desire to eat and drink, changes in food choice, dehydration	23–33
	Reduced capability of mastication	Change in food choices, increased oral processing time, insufficient food disintegration and reduced digestion efficiency	
	Dysphagia	Increased risk of choking, insufficient moistening and food disintegration, reduced digestion efficiency	
Gastric phase	Reduced salivary secretion	Dry mouth and reduced bolus hydration	6, 14, 15, 34, 35
	Increased average pH, reduced levels of enzymes (<i>e.g.</i> pepsin, lipase)	Reduced digestion efficiency, modified absorption and bioavailability of food components	
Intestinal phase	Decreased gastric emptying	Increased transit time	6, 14, 15, 34, 36–38
	Modification of bile and pancreatic juices composition, reduced concentrations of enzymes (<i>e.g.</i> pancreatin, lipase, α -amylase)	Reduced of digestion efficiency, modified food components absorption and bioavailability	
	Altered intestinal motility	Increased transit time, constipation	
	Altered intestinal microbiota	Malabsorption of nutrient, increased incidence of gastrointestinal dysfunctions and infections	
	Altered hormone responses (<i>e.g.</i> : cholecystokinin, ghrelin)	Increased sensitivity to the satiating effects, reduced hunger and thirst	



Table 2 Main issues in elderly dietary patterns, major expected outcomes, and relevant food requirements

Issue	Major expected consequence	Food requirements
Impaired oral and digestion processing	General malnutrition	Easy to chew, easy to swallow, highly bioavailable food components
High intake of sugar and highly digestible carbohydrates	Hyperglycaemia and hyperinsulinemia, increase in triglyceride levels and reduction in high-density lipoprotein cholesterol levels, insulin resistance, inflammation, oxidative stress, muscle damage, decline of cognitive function, microvascular complications including renal damage	Controlled carbohydrates digestion rate, reduced sugar content
Low intake of fibre	Constipation and other colon dysfunctions, microbiome dysbiosis and related consequences such as obesity and metabolic syndrome triggered by proinflammatory responses	High content of soluble and/or insoluble fibres
Low intake of proteins	Loss of skeletal muscle mass, function, and strength, immune-senescence, sarcopenia and frailty	Highly bioavailable proteins with good amino acid scoring
Excessive intake of total lipids; unbalance intake of saturated/unsaturated fatty acids; low quantities of ω -3 long chain fatty acids	Inflammation, oxidative stress, changes in microbiota, increased risk of cardiovascular diseases	High content of polyunsaturated lipids, low content of saturated fats
Deficiency of vitamins, especially vitamin D and B12, and minerals, especially calcium	Reduction of muscle and bone health, decline of cognitive functions, immune-senescence	Presence of highly bioavailable forms of vitamins and minerals
Low intake of bioactive compounds	Cell oxidative stress increase, impairment of cognitive functions	Enrichment with bioactive components
Low intake of probiotic bacteria	Microbiota dysbiosis	Enrichment with probiotics
Excessive intake of salt	Hypertension, impaired kidney and blood vessel functions, increased risk of stroke	Low salt content
Low intake of water	Dehydration, impaired cognition	High water content in solid/semisolid foods

needs (*i.e.* contrast to unbalanced intake or deficiency or eating capability and sensory perceptions changes), followed by the identification of the food requirements to tackle inappropriate dietary patterns (Table 2). In this context, the definition of food (re)formulation requirements is needed. However, it is noteworthy that the assumption that food health effects are simply related to the content of specific nutrients represents an enormous gap in our knowledge, since not only “content” but also “functionality” of food components play a key role.^{39,40} The definition of the proper hierarchical organization of food elements, named **food structure**, is strategic at this stage to deliver the desired food functionalities.^{39–42} In fact, from one side, food structure affects food acceptability and sensory perception being associated to the macroscopic feature of foods as well as aroma release rate and taste from the matrix during eating.^{42,43} From the other side, food structure deeply influences nutritional and health performances of macro- and micro-nutrients and bioactive components during digestion.^{44–47} Hence, the design of food for the elderly might combine structure, formulation as well as approaches not only to deliver highly acceptable foods but also to steer food effecting on the body. It is worthy to note that the development of tailored foods for the elderly necessarily requires the application of an integrated approach by which the efficacy of technological interventions towards functionality are assessed, while guaranteeing the accomplishment of quality requirements.⁴⁸

3.1 Technological interventions to steer food structure

Proteins, polysaccharides, and lipids can be regarded as the basic building blocks needed to develop food structures. These

components are naturally present in food materials in their native structural organization, comprising, as not exhaustive list, oil bodies, cell walls, starch granules, fat crystals, and protein or polysaccharide stands.⁴⁹ The application of food processing can lead to the de-structuring of this original organization followed by diverse structuring phases able to induce interactions among the building-blocks that finally generate manifold structures. Thus, the final product structure can be considered as the resultant of multiple structuring and de-structuring phases during food lifespan. The understanding of the multi-level organization of food components as well as the effect of food formulation and processing on this organization is today recognised as fundamental to design foods able to deliver target functionalities.^{5,39,41}

Manifold of processing interventions can be applied to modify native food structures (Table 3). Milling, heat treatments, centrifugation, filtration, and enzymatic transformation can be regarded as the most widely and traditionally applied unit operations with a high de-structuring capacity, even if structuring phenomena are not excluded.

Besides, in the last years, a number of emerging non-thermal technologies have been proposed due to their “green” character and efficiency in favouring tissue softening and modification of biopolymer original structures due to their ability to breakdown native organization.^{50–52} Food ingredients obtained by de-structuring interventions of raw materials are then used to prepare multi-component and multi-phase foods. The re-assemble of these components is enabled through a precise sequence of process interventions that can be performed at industrial level or by consumers during domestic



Table 3 Main processing interventions that can be applied to modify native food structures

Technological interventions	De-structuring and re-structuring effect
Milling	Native structure disruption; size reduction
Centrifugation	Component separation
Filtration	Component separation
Heat treatments (cooking, baking, steaming, roasting)	Chemical and/or physical changes due to heat transfer; water removal; new structure formation
Enzymatic bioprocesses	Hydrolysis; crosslinking
Novel non-thermal technologies (HPH, HPP, PEF, US, cold plasma)	Native structure disruption; new structure formation

HPH: high pressure homogenization; HPP: high pressure processing; PEF: pulsed electric fields; US: ultrasounds.

food preparation. Different structures can be finally obtained including, above all, gels, foams, emulsions, and dried porous materials, as summarised in Table 4.

Each of these structures exists thanks to the ability of different molecules to organize themselves at different length scale from nano-, micro- and macro-level in a defined environment and under specific technological interventions. It should also be considered that they can be present alone in a food product or in combination with the others, generating the complex final food structure with related functionalities that should be preserved until food consumption. Interestingly, many recent literature reviews summarised the novel finding in the development of these structures^{53–59} demonstrating their high potentiality. The proper technological intervention to obtain the desired structure should be selected considering the modifications occurring in the food structure not only during processing, but also storage, consumer handling, and digestion. The latter consists in a huge number of enzymatic, mechanical, and chemical events that inevitably cause structuring and de-structuring phenomena impacting food functionalities in terms of release and adsorption of nutrients.^{5,39,41,60,61}

4 Designing food structures to tackle elderly needs

To meet the elderly's needs reported in Table 2, different food structure design strategies can be applied depending on the intended purpose. The possible approaches proposed in the most recent literature are described below and summarized in Fig. 1.

4.1 Steering oral and digestion processing

As previously mentioned, the elderly could undergo a general malnutrition due to the changes associated to the oral processing, defined as the sequence of transformations that food undergoes from the first bite until swallowing including mastication, transportation, and bolus formation (Table 1).

An important aspect of food oral processing is the initiation of food digestion with the original structure breakdown and mixing with saliva. The food structure is firstly deformed, destabilized, and reduced into smaller fragments by forces




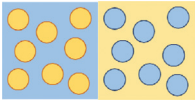
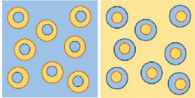

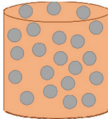

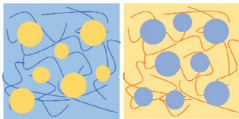
applied by the teeth and tongue. The fragments formed upon chewing are then mixed with saliva, producing a cohesive bolus that can be safely swallowed.⁶² The extent of oral processing efforts needed to produce a swallowable bolus depends on the initial characteristics of the food structure as well as individuals' eating capability.²⁸ Liquid/viscous foods are easily processed and swallowed, while solid foods (*e.g.* hard, chewy, and less moist/lubricated structures) require a series of oral actions and longer periods in the oral cavity.^{63,64} Moreover, the continuous transformations of food structures during oral processing produces the multiple sensations that are processed by humans as sensory perception.⁶⁵ At the beginning of oral processing, when the structure is deformed and fragmented, texture sensations are related to the initial mechanical/rheological properties of foods. At later stages of oral processing, the flow behaviour of the bolus and the interfacial properties are the main contributors to perception. Moreover, since in the bolus a part of the structures originally present are de-structured while some others still remain as well as new structures are formed,^{66,67} the study of bolus structure is believed to have pivotal importance in understanding the physiological responses of foods.⁶⁷ As chewing efficiency and saliva characteristics change with age,^{32,68} the initial stages of digestion and consequently the release of nutrients can be compromised.

Due to the intimate connection between food structure and oral processing, the design of tailored food structures could contribute to facing the physiological changes occurring during ageing (Table 1) and be responsible for improving oral processing efficiency facilitating food consumption and increasing their acceptability by the elderly.

As aforementioned, combinations of proper formulation and process interventions could be applied to modify food structure, thus steering oral processing. To this regard, liquid foods, such as fruit juices, drinks, and soups, can be converted into soft materials to facilitate their swallowing.⁶⁹ A variety of different ingredients, including thickeners, gelling agents, and emulsifiers, can be used to generate viscous dispersions, soft gels, foams, emulsions, *etc.* from liquid foods. From the other side, hard fibrous foods from plant or animal origin can be de-structured to confer them a softer consistency by applying the above mentioned conventional (milling, heating, baking, or steaming; freeze-thawing; enzymatic hydrolysis) and unconven-



Table 4 Main food structures generated by technological interventions

	Structure	Composition	Microscopic appearance	Technological intervention
Gel	Hydrogel	Water phase Hydrocolloid		Heating/cooling Mixing
	Oleogel	Lipid phase Oleogelator		
	Bigel	Gelled lipid phase Gelled water phase Hydrocolloid Oleogelator		
Emulsion	Microemulsion Nanoemulsion (water in oil; oil in water)	Water phase Lipid phase Emulsifier		Rotor/stator mixing High pressure homogenization Ultrasonication Microfluidization
	Multiple emulsion (water in oil in water; oil in water in oil)			
Foam	Aqueous foam	Water phase Air		Rotor-stator mixing Turbulent mixing Steam injection Microfluidization
Porous material	Aerogel Xerogel cryogel	Dried gel Air		Air drying Freeze drying Supercritical CO ₂ drying
Mixed structures	Oleofoam	Oleogel Air		Rotor-stator mixing Turbulent mixing Steam injection Microfluidization
	Emulsion gel	Gel Emulsion		Rotor/stator mixing High pressure homogenization Ultrasonication Microfluidization Heating/cooling Mixing

Light blue square: water phase; Yellow square: oil phase; Blu lines: hydrocolloid network; Orange lines: oleogelator network; Light blue cycles: water droplets; Yellow cycles: oil droplets; White cycles: air bubbles; Grey cycles: pores; Orange cylinder: dried gel.

tional technologies (high-pressure processing, sonication, and pulsed-electric fields) (Table 3). A further strategy is represented by the application of proper formulation and technological interventions to induce the formation of structures, such as gels, foams, and emulsions (Table 4).

As already discussed, the bolus fate upon digestion is further influenced by the physiological modification of the gastrointestinal functions in terms of food transit, digestion rate, gastric emptying, gut microbiota composition, hormonal responses, and nutrient absorption (Table 1). All these alterations impair the digestibility and further utilization of macronutrients, micronutrients, bioactive molecules, and probiotic bacteria. Thus, specific actions should be developed depend-

ing of the intended component to be delivered, as described below.

4.2 Controlling carbohydrate digestion rate

Starch-rich foods, such as potatoes, rice, bread, pasta, cookies, and other bakery products, are staple foods being the major source of energy for our body. Modulating starch digestibility could allow targeting the physiological process reducing the negative impact of excessive glucose load, while satisfying the energy demand in the elderly. Several studies have reported efforts to control starch digestibility by modulating its structure.^{70–73} These include formulation and process interventions as well as the exploitation of the capability of glucose





Fig. 1 Food structure design approaches to tackle elderly needs.

to interact with other molecules and carbohydrate digestive enzymes inhibiting approaches.

As known, in presence of water, starch granules undergo gelatinization resulting in a gel-like structure under processing. Gelatinized starch is used in foods to obtain defined rheological and mechanical properties. Gelatinized starch is more prone to the amylase activity leading to a faster glucose release than native starch.⁷⁴ Thus, depending on the degree of starch gelatinization, the food might exhibit different glycaemic index (GI). Controlled starch gelatinization can be obtained by means of physical treatments, including both conventional heat treatments (*e.g.* autoclaving, annealing, and heat-moisture treatment)⁷⁴ and novel technologies, such as pressure-based technologies, electric field treatments, sonication or non-thermal plasma.^{75–78} These interventions can be applied to obtain partially gelatinized starch to be

incorporated into a food as an ingredient with defined functionality.

In designing carbohydrate-rich foods with controlled digestibility, the presence of other components can be also used to modulate digestibility. In fact, the formation of chemical or physical interactions between starch and other molecules, such as proteins, hydrocolloids or lipids, could be effective in controlling starch digestibility by modulating the ability of α -amylase to reach the action sites.^{79,80} Soluble fibres (*e.g.* β -glucans, inulin) are one of the most common ingredients used to limit starch digestibility. These molecules would hinder the access of enzymes by interacting with starch granules at the surface, by forming a continuous hydrated network surrounding starch granules, or by increasing the viscosity of the digesta.⁸¹ Also the presence of lipids and proteins has been reported to affect the glycaemic response. Lipids contrib-



ute to starch digestion rate decrease by complexing amylose;^{71,82} while proteins can interact with starch generating a network surrounding the carbohydrate that acts as barrier to enzyme access.^{83,84} Finally, minor components, such as polyphenols, lecithin, organic acids, and salts seem to inhibit the digestive enzyme activity, reducing starch hydrolysis.^{85–87}

Overall, this evidence suggests that carbohydrates structure as well as the whole food structure have a critical impact on the glycaemic response. Different possible food structure design strategies could be applied to control carbohydrate digestion rate. All these strategies should be pursued to generate a variety of foods targeted for people that need to control the glycaemic response, eventually allowing a reduction of pharmacological interventions. To reach this goal, however, *in vivo* studies are needed to validate to what extent food structures can be modulated to control the digestion rate of carbohydrates. Thus, research efforts should be strengthened in this direction.

4.3 Increasing fibres intake

As well known, high dietary fibre intake contributes to lowering the risk of several degenerative diseases, such as cardiovascular diseases, type 2 diabetes, and obesity.^{88,89} However, hard, fibrous, dry, sticky, or adhesive textural attributes of high fibre containing foods often discourage the consumption of food products by the elderly. Studies have shown that products that are instinctively judged “too hard”, “difficult to eat” or “not sure to swallow” are not perceived as desirable foods by the elderly.^{26,30,90} Thus, the possibility to design foods with high fibre content with acceptable textural outcomes may help to meet the elderly need to eat more fibrous foods. Bread and other cereal products (*e.g.* pasta, biscuits, cracker, breakfast cereals), which are good candidates for fibre enrichment, are widely consumed by the elderly. Dietary fibres that can be used for food incorporation include inulin, oligosaccharides, β -glucans deriving from flours of different cereals and pulses. In order to overcome a decrease in quality characteristics of fibre-containing foods, the structure of fibres and cell wall materials can be modified both enzymatically and through physical treatments in order to generate the desired texture.^{91,92} For instance, enzymatic hydrolyses can be used to improve insoluble fibres solubility. Alternatively, as already stated, many de-structuring process interventions can be applied to obtain foods more acceptable by elderly consumers (Table 3).

In conclusion, de-structuring interventions associated within proper formulation strategies could allow to overcome the negative impact of fibre inclusion into foods thus improving their overall quality and sensory acceptability by the target population (*i.e.* the elderly).

4.4 Reducing salt and sugar consumption

Salt and sugar reduction in foods is challenging since both ingredients play a pivotal role in food acceptability. For the elderly, this situation is much more impacting due to the

reduction of taste perception which steers them to foods with high content of salt and sugar.

When a food product is eaten, the sodium and chloride ions or sugar molecules are released into the mouth. The release rate depends on the structure and composition of the food as well as on mastication and salivation.⁹³ Thus, besides the use of salt or sugar replacers or boosters, an effective approach for salt/sugar reduction in foods is modulating their perception by designing food structure. To this aim, different approaches have been described, comprising the definition of the optimal crystal size and morphology; the development of inhomogeneous spatial distribution of sugar or salt in the food matrix; the increase in food porosity or the design of multilayer or emulsified structures.^{94–97} For instance, Sala and Stieger (2013)⁹⁴ investigated the influence of changing the fracture mechanics of agar–gelatine–oil composite gels containing sugar. Results showed that the maximum sweetness intensity of the most brittle gel was twice as intense as the least brittle gel and reached maximum intensity in less than half the time. Enhancement of sweetness perception and reduction of sucrose content in solid food products can be achieved through modification of the serum or fluid released from solid food structures.⁹⁸ In principle, a greater quantity of fluid containing solubilized sucrose/sugar released from a structure during mastication can increase the quantity of sucrose delivered to sweet taste receptors, as demonstrated by Sala, Stieger, and van de Velde (2010)⁹⁸ for mixed whey protein isolate/gellan gum gels.

Based on the aforementioned considerations, a proper food structure design could help in the shift from the conventional approach of using salt/sugar substitutes with all their limitations to a more sustainable strategy associated to the “unconventional” structuring of foods to modulate sensory perceptions.

4.5 Balancing the consumption of saturated/unsaturated fatty acids

Fats rich in saturated fatty acids, including animal fats (*e.g.* butter and lard), tropical oils (*e.g.* palm oil, palm kernel oil, and coconut oil) as well as margarine and high saturated shortenings are multipurpose ingredients that are used to modulate food structure and sensory characteristics (taste, colour, flavour, crispiness, and creaminess). Due to their peculiarities, it is challenging from the consumer point of view to renounce saturated fat-rich foods as well as for food producers to substitute their unique technological functionalities to manufacture foods rich in healthy fats.^{99,100} From the other side, vegetable or fish oils, which are rich in unsaturated or polyunsaturated fatty acids, have many nutritional advantages.^{101,102} However, their susceptibility to oxidation during processing and storage has to be taken into account both from quality and health points of view. Additionally, their liquid state at ambient temperature limits the range of products in which they can be added without modifying the sensory food perception.

One of the most innovative and promising ways to face these issues is the development of oleogels obtained from mono and polyunsaturated fatty acids-rich liquid oils, which



are structured into semi-solid materials.^{55,103} The interest in oleogels has dramatically increased in the last decade due to their potential application as replacers of common hard stock fat in different food products.^{55,100,104,105}

More recently, oleogels have also been proposed as efficient tools to modulate lipid digestion as well as deliver nutrients and bioactive compounds.^{106–111} These authors demonstrated the ability of oleogels to reduce the lipolysis extent, probably by hindering the lipase activity. Such an effect can be modulated by the proper selection of the gelator type and the relevant concentration. In fact, both oleogel firmness as well as microstructure seem to have a role in lipid digestion. Interestingly, also some *in vivo* studies highlighted the significant impact of lipid physical state on post-prandial plasma triglycerides, glycaemia, and appetite when comparing the co-ingestion of a carbohydrate-rich meal with ethylcellulose-oleogel instead of liquid oil.^{108–110}

Besides oleogels, a wide variety of emulsion gels have been proposed in literature as possible fat substitutes. Emulsion gels are generally formed by an edible oil (from vegetable, marine, and other sources) entrapped in a gel network dispersed in a continuous water phase and structured by biopolymers (e.g. proteins, fibres, etc.) and/or amphiphilic molecules or stabilizers. For instance, monoglyceride-structured emulsions showed good performances in different bakery products, ice cream, and cheese;^{112,113} whereas *k*-carrageenan, locust bean gum, or inulin-based gelled emulsions were used to substitute animal fats in burgers, meat batters, and frankfurter.^{114–117} As for the case of oleogels, also the structure of emulsion gels could affect lipid digestion.

Moreover, the manipulation of gel strength and microstructure allows modifying the extent and rate of lipid digestion. For instance, Guo *et al.* (2017)¹¹⁸ reported that the lipid digestion rate decreased as the firmness of an emulsion gel increased. Similarly, Gu *et al.* (2017)¹¹⁹ showed that lipid droplets encapsulated within protein microgels were digested more slowly than free lipid droplets.

It can be summarised that food structure can play a dual role in designing lipid containing foods for the elderly. It allows not only to generate sensory acceptable products with a balanced nutrient content but also to control lipid digestion rate and extent. However, it is a matter of fact that the transition towards foods with higher content of unsaturated fatty acids needs considerations regarding food stability and the control of lipid oxidation during storage to avoid delivering unacceptable as well as hazardous foods.^{120,121}

4.6 Increasing the consumption of proteins

A systematic review on macronutrient intakes in older adults in Western populations reported that 10% of adults aged over 60 years did not meet the estimated average requirement of protein set by the WHO (*i.e.* 0.66 g per kg body weight per day).¹²²

To face nutritional deficiencies associated with proteins, there is the need to enlarge the protein sources considered in the diet. Besides it, the transition from a prevalent animal

protein (such as meat, poultry, egg, and milk) consumption towards a prevalent plant-based diet should also be favoured. Examples of alternative sources of proteins are mainly pulses and cereals. However, plant proteins are characterised by reduced technological functionalities (e.g. water and oil binding capacity, emulsifying, gelling, and foaming capacity) and digestibility when compared to the animal-derived ones. Plant proteins also have a lower content of essential amino acids that may be responsible for the lower anabolic capacity of these proteins compared with animal-based ones.¹²³

The possibility to increase plant-protein usage in food formulations is thus dependent on the identification of strategies to steer their technological and nutritional performances and the ability to efficiently blend them. Both functionalities are strictly dependent on protein structure (primary, secondary, and tertiary) and their ability (surface properties, water–oil binding capacity, exposure of hydrophilic or lipophilic sites) to interact with other food components.¹²⁴

In the last five years, an increasing number of papers focussed on possible technological interventions that can be used to steer protein technological functionalities and digestibility, mainly aimed at modifying plant protein structure. Many conventional technological interventions, such as heating, dehulling, soaking, germination, fermentation, freeze–thaw cycles, and extrusion, have been demonstrated to improve the technological and nutritional quality of plant proteins thanks to their de-structuring ability.¹²⁵ However, it is also recognised that over-processing could generate a further reorganization and re-aggregation of proteins leading to a decrease of their functionalities.¹²⁶

In this context, the application of novel technologies (Table 3) appears particularly promising to reduce the impact of high energy processing.^{50,51,127} Protein modification *via* the creation of larger or smaller molecules or aggregates can lead to alterations in traditional protein functional properties and may give rise to new ones. For instance, HPH has been recently proposed as an effective tool to induce structural changes in proteins, enhancing their functional properties. HPH has been demonstrated to improve the functional properties of potato,¹²⁸ lentil,¹²⁹ faba bean,¹³⁰ myofibrillar,¹³¹ soy,^{132,133} kidney beans,⁶⁶ and pea.¹³⁴ Similarly, PEF treatments were studied as feasible technique to change protein structure and functionality.^{135,136} At the moment, this is an open and hot topic being the final result not easily predictable due to the differences in protein structure and susceptibility to processing. What is clear from the literature is that for each protein type it is necessary to determine the best performing process to obtain the desired result in terms of functional properties. Finally, to face the lower amino acid scoring of plant proteins, combinations of various plant-based proteins or blends of the animal and plant-based proteins needs to be explored in order to provide properties that closely reflect those of animal-based proteins.

Nowadays, the use of plant-based proteins as food ingredients and its implications are in the spotlight. Food structure design appears pivotal in modifying protein technological and



health functionalities to enlarge the possible application of novel protein sources. However, in many cases, their application is hindered due to a reduced sensory acceptability as a consequence of the presence of typical off-flavours. Strategies to modulate these unpleasant sensory attributes are needed and the research on this topic is still lacking.

4.7 Favouring the intake of vitamins, minerals, and bioactive compounds

Besides macronutrients, deficiency of micronutrients and low intake of bioactive compounds could cause severe health consequences in elderly people.

Fruits and vegetables are particularly rich in bioactive molecules, minerals, and vitamins. To exert their positive effects on health, these molecules must be released from the food matrix and absorbed by the human body (*i.e.* bioaccessibility and bioavailability). Bioaccessibility is defined as the amount of a compound that is released from the food matrix through the gastrointestinal tract and is available for absorption,¹³⁷ whereas bioavailability represents the fraction of ingested bioactive compounds that end up in the systemic circulation reaching the active site in an active form and are metabolised.¹³⁸ It is well recognised that the bioaccessibility of a compound is much more relevant than its content within the food matrix. Even if food processing can degrade bioactive compounds, depending on the product and processing conditions, it can also be exploited to induce structural modifications able to increase bioaccessibility and thus bioactivity of selected components. Besides the conventional heat treatments, non-thermal technologies (Table 3) have been proposed as alternatives to conventional thermal processing to improve the health-related properties of plant-based foods. Application of non-thermal process is expected not only to reduce the thermal damage but also to modify the structure in tissues, finally improving the bioactive compound's bioaccessibility. The application of non-thermal technologies, such as PEF, HPH, or US, promotes the leakage of cell content increasing the bioactive bioaccessibility.¹³⁹ For instance, Alongi *et al.* (2019)¹⁴⁰ reported that the phenolic content of apple juice subjected to thermal or ultrasound pasteurization was higher than that of the non-thermally treated one, due to the release of monomers and dimers upon heat induced hydrolysis of heat-labile molecule as well as of phenolic compounds from the vegetable matrix upon tissue disruption. Similarly, an increase in bioaccessibility of carotenoids, vitamin C, and phenolic compounds contained in fruit juices was reported after PEF and US treatments^{141–143}

In addition, designing foods enriched with vitamins, minerals, and bioactive components might represent an additional way to face micronutrients deficiency in the elderly as well as reduce the burden of pills. There are several technological limitations in producing food products enriched with micronutrients and bioactive compounds.^{144–146} These include (a) degradation or undesirable changes of the added compounds during processing and storage of food products; (b) non-uniform distribution of micronutrients throughout the food

because of the minor amounts added to the product; (c) lipophilic character of several natural bioactive compounds (*e.g.* vitamin A and D, carotenoids, curcuminoids, *etc.*), which may limit their direct addition to the food due to low solubility, crystallinity, chemical and biochemical instability.¹⁴⁶

These issues can be overcome by the design of a proper structure embedding the bioactive molecules that is able to protect them during food processing, storage, and further transit in the gastrointestinal tract while improving their bioavailability.^{147,148} The most studied and high performing protective and delivery systems for oral administration of bioactive lipophilic compounds are lipid-based nanoparticles, comprising the wide category of emulsions (*e.g.* nanoemulsions, double emulsions, emulsion gels, particle filled emulsions, high internal phase emulsions), liposomes, solid lipid nanoparticles, among others.^{144,147} In these systems, the liposoluble bioactive molecules are generally embedded in the lipid core. The engineering of the particle characteristics (*e.g.* particle dimensions, lipid core physical state, structure of the shell, interfacial properties) allows improving the bioaccessibility and bioavailability of selected bioactive molecules.^{146–148,149} At the current stage of knowledge, the rational and reliable design of bioactive delivery systems goes through a deep understanding of the relationships among food nano-micro-macro structure and (i) food quality and sensory characteristics, (ii) bioactive stability as a consequence of processing and storage conditions as well as (iii) bioactive bioavailability in the human body. Only by integrating quantitative structure-bioavailability knowledge it would be possible to beget new tools for developing health-value-added foods.

4.8 Delivering of probiotic bacteria

As already pointed out, the elderly can benefit from dietary supplementation with probiotic bacteria.

To be effective in delivering health benefits, probiotic bacteria must arrive to the target host site in adequate amount: today, it is well recognized that a viability higher than 10^6 – 10^7 UFC g^{-1} is needed to promote the claimed health benefits.¹⁵⁰ Their viability in food is strongly endangered by various factors, including environmental features of the food matrix, processing treatments applied, possible presence of starter microorganisms (in the case of fermented food), conditions and duration of storage, as well as gastrointestinal transit.¹⁵¹ Moreover, during the gastrointestinal transit, the strongly acidic conditions of the stomach, as well as the presence of enzymes and bile salts, are expected to significantly reduce their survival.^{152,153}

Traditionally, probiotic microorganisms have been added to foods as free cells. However, to maintain probiotic bacteria viability during food processing, storage, and gastrointestinal transit, probiotic encapsulation has been widely applied.^{154–156} In particular, probiotic cells are segregated from the surrounding environment by embedding them into a shell of a selected material. In this context, probiotics are firstly dispersed in liquid matrices containing a structuring biopolymer or a combination of polymers and then the water is removed mainly by



spray-drying or lyophilisation. A plethora of encapsulation strategies based on food biopolymer structuring capacity has been proposed.^{154–156} Polysaccharides, such as *k*-carrageenan, alginate, and resistant starch beads, or proteins, mainly whey proteins and caseins, are widely used because they are inexpensive, non-toxic, and biocompatible.^{155,157–160}

An alternative strategy to introduce live cells of probiotics into foods is the use of structured emulsions.^{161–163} Gels appears particularly promising in this attempt due to their compatibility with the food matrix and the ability to protect bacteria against environmental stresses. For instance, Zhuang *et al.*¹⁶³ used bigels made of soy lecithin-stearic acid oleogel in emulsion with a whey protein hydrogel to deliver the probiotic *Lactobacillus acidophilus* and *Bifidobacterium lactis* in yoghurt. Similarly, Calligaris *et al.* (2018)¹¹³ and Melchior *et al.* (2022)¹⁶⁴ exploited monoglyceride structured emulsions to deliver *Lactobacillus rhamnosus* strain into ice-cream and ricotta cheese. The structure of these systems was able to protect the probiotic bacteria during food processing, storage, and further digestion.

It can be concluded that the advantages of consumption of foods rich in probiotics for the elderly are well recognised and their consumption should be favoured. Today, mainly dairy derivatives are available for the high compatibility of these products with probiotic survival. However, the enlargement of the available probiotic food categories could favour the consumption by the elderly. In this attempt delivery systems with a protective structure for bacteria should be designed and tested.

4.9 Favouring water consumption

The intake of water by the elderly could be critical causing inadequate hydration, which is associated with many hydration-related medical conditions.⁸ The elderly population is at increased risk for dehydration for a number of reasons, including decrease in the thirst sensation, decrease in renal perfusion, altered sensitivity to antidiuretic hormone and neurocognitive deficits.⁸ Moreover, impaired oral processing could compromise the swallowing of fluid foods.

Food structure design approach could also be useful for encouraging the ingestion of significant amounts of water thus maintaining an optimal fluid level. In particular, the conversion of fluid foods, such as water itself, beverages, soups, and milk, into viscous to soft materials could favour their consumption. For instance, the use of hydrocolloids to increase product viscosity or to obtain hydrogels could allow to generate materials with a viscous soft texture delivering high water contents. The possible addition of other nutrients/bioactive molecules as well as flavourings could increase the functionalities of the product.

5 Research needs and future trends

Despite the growing interest in developing foods specifically targeting the elderly needs, one of the main hurdles is rep-

resented by the limited tools to verify their effective functionality. Today, an ever increasing number of papers deals with food behaviour during digestion and further utilization by the human body. Many of these studies focused on linking food structure and functionality in the gastrointestinal tract. This issue is faced by internationally recognised methods for simulation of human oral and digestion processing up to the colon and microbiota functions.¹⁶⁵ However, to date, there are no standardized protocols for the elderly¹³ and the literature on this topic is definitively reduced. Some pioneer studies have developed the first dynamic *in vitro* digestion model targeted for the elderly (70–75 years old) and dedicated to the study of protein digestibility.¹⁶⁶ More recently, static *in vitro* digestion methods have been developed to mimic elderly conditions once again for the study of protein digestibility.^{167–169} For other nutrients, micronutrients, and bioactive compounds, there is a general lack of studies on their biological fate under elderly gastro-intestinal conditions, rendering urgent the development of dedicated research efforts. It is likely that the possibility to simulate elderly gastro-intestinal conditions would open the possibility to design foods successfully tailored for the specific needs of the ageing population.

Additionally, in the field of food structure, it is highly demanded the reinforcement of efforts in developing quantitative findings on the structure–function relation, covering the understanding of the entire lifespan of food considering the different structuring/de-structuring events from raw material up to the fate of the complex food product in the human body. To this aim novel and even more sophisticated analytical techniques are highly demanded.

Finally, reading the literature on food for the elderly, there is a general lack of targeted studies on sensory acceptance of food designed for the elderly. This aspect is particularly critical considering that elderly people are often looking for traditional foods without specific and novel tasting experiences. Therefore, in designing foods for the elderly, this aspect appears of fundamental importance.

6 Conclusions

Ageing is an inevitable and progressive process, but, if faced in an efficient way, living longer in a healthy status could be an opportunity for individuals. Today, there is increasing awareness that an appropriate and balanced diet may prevent the insurgence of diet-related pathologies and/or improve well-being and life expectancy, also reflecting on the ageing process. As discussed, many physiological changes occur with ageing impacting food consumption. Thus, there is the need to develop a new food category specifically designed for the needs of the elderly. As other food categories, such as baby foods, foods for the elderly should be engineered to meet the peculiar needs of this group of population. To this aim, the application of a food structure design approach could be particularly profitable being food structure responsible to the final functionalities of food products. Thus, the understanding



of the relationships between food structure and related functionalities, in food as well as in the human body, can play a determining role in developing tailored foods for the elderly.

Notably, the described food structure design strategies to develop the next generation of food for the elderly are only one piece of the puzzle to tackle the multivariate challenges associated with population ageing. Coordinated interventions from different disciplines are needed to tackle elderly frailty from different points of view. In this context, it appears pivotal not only to boost an integrated collaboration of experts in medicine, nutrition, and food science, but also include the contribution of other specialists such as in sociology, psychology, and education. Only working all together, it would be possible to face elderly-related issues favouring active and healthy ageing.

Author contributions

All the authors contributed to the conceptualization and design of the proposed approach and the writing of the manuscript.

Conflicts of interest

There are no conflicts to declare.

Acknowledgements

This work was undertaken as a part of the project “Personalized Health management of physical, mental and social frailty in the elderly” granted by the Fondazione Friuli (Italy).

References

- 1 United Nations, *Active Ageing Index Analytical Report*, 2019.
- 2 WHO, *World report on ageing and health*, 2015.
- 3 European Commission, *The 2021 Ageing Report. Economic & Budgetary Projections for the EU Member States (2019–2070)*, 2021, vol. 148.
- 4 T. K. Thorning, H. C. Bertram, J. P. Bonjour, L. De Groot, D. Dupont, E. Feeney, R. Ipsen, J. M. Lecerf, A. Mackie, M. C. McKinley, M. C. Michalski, D. Rémond, U. Risérus, S. S. Soedamah-Muthu, T. Tholstrup, C. Weaver, A. Astrup and I. Givens, Whole dairy matrix or single nutrients in assessment of health effects: Current evidence and knowledge gaps, *Am. J. Clin. Nutr.*, 2017, **105**, 1033–1045.
- 5 Q. Guo, A. Ye, H. Singh and D. Rousseau, Deconstructing and restructuring of foods during gastric digestion, *Compr. Rev. Food Sci. Food Saf.*, 2020, **19**, 1658–1679.
- 6 W. F. Nieuwenhuizen, H. Weenen, P. Rigby and M. M. Hetherington, Older adults and patients in need of nutritional support: Review of current treatment options and factors influencing nutritional intake, *Clin. Nutr.*, 2010, **29**, 160–169.
- 7 A. Wysokiński, T. Sobów, I. Kłoszewska and T. Kostka, Mechanisms of the anorexia of aging—a review, *Age*, 2015, **37**, 1–14.
- 8 D. Picetti, S. Foster, A. K. Pangle, A. Schrader, M. George, J. Y. Wei and G. Azhar, Hydration health literacy in the elderly, *Nutr. Healthy Aging*, 2017, **4**, 227–237.
- 9 L. Laguna and J. Chen, The eating capability: Constituents and assessments, *Food Qual. Prefer.*, 2016, **48**, 345–358.
- 10 D. A. Nowak and J. Hermsdörfer, Selective deficits of grip force control during object manipulation in patients with reduced sensibility of the grasping digits, *Neurosci. Res.*, 2003, **47**, 65–72.
- 11 B. Winder, K. Ridgway, A. Nelson and J. Baldwin, Food and drink packaging: Who is complaining and who should be complaining, *Appl. Ergon.*, 2002, **33**, 433–438.
- 12 N. Kshetrimayum, C. V. K. Reddy, S. Siddhana, M. Manjunath, S. Rudraswamy and S. Sulavai, Oral health-related quality of life and nutritional status of institutionalized elderly population aged 60 years and above in Mysore City, India, *Gerodontology*, 2013, **30**, 119–125.
- 13 A. Mackie, A. I. Mulet-Cabero and A. Torcello-Gomez, Simulating human digestion: Developing our knowledge to create healthier and more sustainable foods, *Food Funct.*, 2020, **11**, 9397–9431.
- 14 D. Rémond, D. R. Shahar, D. Gille, P. Pinto, J. Kachal, M. A. Peyron, C. N. Dos Santos, B. Walther, A. Bordoni, D. Dupont, L. Tomás-Cobos and G. Vergères, Understanding the gastrointestinal tract of the elderly to develop dietary solutions that prevent malnutrition, *Oncotarget*, 2015, **6**, 13858–13898.
- 15 S. Lee, K. Jo, H. G. Jeong, Y. S. Choi, H. I. Yong and S. Jung, Understanding protein digestion in infants and the elderly: Current in vitro digestion models, *Crit. Rev. Food Sci. Nutr.*, 2021, 1–18.
- 16 P. W. O’Toole and M. J. Claesson, Gut microbiota: Changes throughout the lifespan from infancy to elderly, *Int. Dairy J.*, 2010, **20**, 281–291.
- 17 M. G. Gareau, *Cognitive Function and the Microbiome. In: International Review of Neurobiology, International Review of Neurobiology*, Academic Press, 2016, vol. 131, pp. 227–246.
- 18 J. E. Beilharz, N. O. Kaakoush, J. Maniam and M. J. Morris, Cafeteria diet and probiotic therapy: Cross talk among memory, neuroplasticity, serotonin receptors and gut microbiota in the rat, *Mol. Psychiatry*, 2018, **23**, 351–361.
- 19 M. Komanduri, S. Gondalia, A. Scholey and C. Stough, The microbiome and cognitive aging: a review of mechanisms, *Psychopharmacology*, 2019, **236**, 1559–1571.
- 20 N. J. Cox, K. Ibrahim, A. A. Sayer, S. M. Robinson and H. C. Roberts, Assessment and treatment of the anorexia of aging: A systematic review, *Nutrients*, 2019, **11**, 1–20.
- 21 E. Agarwal, M. Miller, A. Yaxley and E. Isenring, Malnutrition in the elderly: A narrative review, *Maturitas*, 2013, **76**, 296–302.



- 22 S. Brownie, Why are elderly individuals at risk of nutritional deficiency?, *Int. J. Nurs. Pract.*, 2006, **12**, 110–118.
- 23 M. Assad-Bustillos, C. Tournier, C. Septier, G. Della Valle and G. Feron, Relationships of oral comfort perception and bolus properties in the elderly with salivary flow rate and oral health status for two soft cereal foods, *Food Res. Int.*, 2019, **118**, 13–21.
- 24 J. A. Y. Cichero, Adjustment of Food Textural Properties for Elderly Patients, *J. Texture Stud.*, 2016, **47**, 277–283.
- 25 K. Field and L. M. Duizer, Food Sensory Properties and the Older Adult, *J. Texture Stud.*, 2016, **47**, 266–276.
- 26 L. Laguna, M. M. Hetherington, J. Chen, G. Artigas and A. Sarkar, Measuring eating capability, liking and difficulty perception of older adults: A textural consideration, *Food Qual. Prefer.*, 2016, **53**, 47–56.
- 27 H. S. Park, D. K. Kim, S. Y. Lee and K. H. Park, The effect of aging on mastication and swallowing parameters according to the hardness change of solid food, *J. Texture Stud.*, 2017, **48**, 362–369.
- 28 A. Sarkar, Oral processing in elderly: Understanding eating capability to drive future food texture modifications, *Proc. Nutr. Soc.*, 2019, **78**, 329–339.
- 29 C. Schwartz, M. Vandenberghe-Descamps, C. Sulmont-Rossé, C. Tournier and G. Feron, Behavioral and physiological determinants of food choice and consumption at sensitive periods of the life span, a focus on infants and elderly, *Innovative Food Sci. Emerging Technol.*, 2018, **46**, 91–106.
- 30 C. M. Steele, W. A. Alsanei, S. Ayanikalath, C. E. A. Barbon, J. Chen, J. A. Y. Cichero, K. Coutts, R. O. Dantas, J. Duivesteyn, L. Giosa, B. Hanson, P. Lam, C. Lecko, C. Leigh, A. Nagy, A. M. Namasivayam, W. V. Nascimento, I. Odendaal, C. H. Smith and H. Wang, The Influence of Food Texture and Liquid Consistency Modification on Swallowing Physiology and Function: A Systematic Review, *Dysphagia*, 2015, **30**, 2–26.
- 31 L. J. Pereira and A. van der Bilt, The influence of oral processing, food perception and social aspects on food consumption: a review, *J. Oral Rehabil.*, 2016, **43**, 630–648.
- 32 M. Vandenberghe-Descamps, H. Labouré, A. Prot, C. Septier, C. Tournier, G. Feron and C. Sulmont-Rossé, Salivary Flow Decreases in Healthy Elderly People Independently of Dental Status and Drug Intake, *J. Texture Stud.*, 2016, **47**, 353–360.
- 33 A. Forster, N. Samaras, G. Gold and D. Samaras, Oropharyngeal dysphagia in older adults: A review, *Eur. Geriatr. Med.*, 2011, **2**, 356–362.
- 34 M. Boland, Human digestion - a processing perspective, *J. Sci. Food Agric.*, 2016, **96**, 2275–2283.
- 35 T. L. Russell, R. R. Berardi, J. L. Barnett, L. C. Dermentzoglou, K. M. Jarvenpaa, S. P. Schmaltz and J. B. Dressman, Upper Gastrointestinal pH in Seventy-Nine Healthy, Elderly, North American Men and Women, *Pharm. Res.*, 1993, **10**, 187–196.
- 36 J. E. Morley, Decreased Food Intake With Aging, *J. Gerontol., Ser. A*, 2001, **56**, 81–88.
- 37 B. Vellas, D. Balas, J. Moreau, M. Bouisson, F. Senegas-Balas, M. Guidet and A. Ribet, Exocrine pancreatic secretion in the elderly, *Int. J. Pancreatol.*, 1988, **3**, 497–502.
- 38 R. I. Clark and D. W. Walker, Role of gut microbiota in aging-related health decline: insights from invertebrate models, *Cell. Mol. Life Sci.*, 2018, **75**, 93–101.
- 39 J. M. Aguilera, Food product engineering: building the right structures, *J. Sci. Food Agric.*, 2006, **86**, 1147–1155.
- 40 A. Mackie, Food: more than the sum of its parts, *Curr. Opin. Food Sci.*, 2017, **16**, 120–124.
- 41 J. M. Aguilera, The food matrix: implications in processing, nutrition and health, *Crit. Rev. Food Sci. Nutr.*, 2019, **59**, 3612–3629.
- 42 E. van der Linden, *Assembly of Structures in Foods in Food Materials Science – Principles and Practice*, ed. J. M. Aguilera and P. J. Lillford, Springer New York, 2008, pp. 145–167.
- 43 J. M. Aguilera, Why food microstructure?, *J. Food Eng.*, 2005, **67**, 3–11.
- 44 D. Dupont, S. Le Feunteun, S. Marze and I. Souchon, Structuring food to control its disintegration in the gastrointestinal tract and optimize nutrient bioavailability, *Innovative Food Sci. Emerging Technol.*, 2018, **46**, 83–90.
- 45 M. Hiolle, V. Lechevalier, J. Floury, N. Boulier-Monthéan, C. Prioul, D. Dupont and F. Nau, In vitro digestion of complex foods: How microstructure influences food disintegration and micronutrient bioaccessibility, *Food Res. Int.*, 2020, **128**, 108817.
- 46 J. Norton, Y. Gonzalez Espinosa, R. L. Watson, F. Spyropoulos and I. Norton, Functional food microstructures for macronutrient release and delivery, *Food Funct.*, 2015, **6**, 663–678.
- 47 G. Somaratne, M. J. Ferrua, A. Ye, F. Nau, J. Floury, D. Dupont and J. Singh, Food material properties as determining factors in nutrient release during human gastric digestion: a review, *Crit. Rev. Food Sci. Nutr.*, 2020, 1–17.
- 48 M. Alongi and M. Anese, Re-thinking functional food development through a holistic approach, *J. Funct. Foods*, 2021, **81**, 104466.
- 49 I. Heertje, Structure and function of food products: A review, *Food Struct.*, 2014, **1**, 3–23.
- 50 R. N. Pereira and A. A. Vicente, Environmental impact of novel thermal and non-thermal technologies in food processing, *Food Res. Int.*, 2010, **43**, 1936–1943.
- 51 L. Picart-Palmade, C. Cunault, D. Chevalier-Lucia, M. P. Belleville and S. Marchesseau, Potentialities and limits of some non-thermal technologies to improve sustainability of food processing, *Front. Nutr.*, 2019, **5**, 1–18.
- 52 D. Knorr and H. Watzke, Food processing at a crossroad, *Front. Nutr.*, 2019, **6**, 1–8.
- 53 D. J. McClements, Recent progress in hydrogel delivery systems for improving nutraceutical bioavailability, *Food Hydrocolloids*, 2017, **68**, 238–245.
- 54 Y. Lu, L. Mao, Z. Hou, S. Miao and Y. Gao, Development of Emulsion Gels for the Delivery of Functional Food



- Ingredients: from Structure to Functionality, *Food Eng. Rev.*, 2019, **11**, 245–258.
- 55 A. R. Patel and K. Dewettinck, Edible oil structuring: An overview and recent updates, *Food Funct.*, 2016, **7**, 20–29.
- 56 L. Mao, Y. Lu, M. Cui, S. Miao and Y. Gao, Design of gel structures in water and oil phases for improved delivery of bioactive food ingredients, *Crit. Rev. Food Sci. Nutr.*, 2020, **60**, 1651–1666.
- 57 Y. Lu, Y. Zhang, F. Yuan, Y. Gao and L. Mao, Emulsion gels with different proteins at the interface: Structures and delivery functionality, *Food Hydrocolloids*, 2021, **116**, 106637.
- 58 C. Tan and D. J. McClements, Application of advanced emulsion technology in the food industry: A review and critical evaluation, *Foods*, 2021, **10**, 1–25.
- 59 L. Manzocco, K. S. Mikkonen and C. A. García-González, Aerogels as porous structures for food applications: Smart ingredients and novel packaging materials, *Food Struct.*, 2021, **28**, 100188.
- 60 S. L. Turgeon and L. E. Rioux, Food matrix impact on macronutrients nutritional properties, *Food Hydrocolloids*, 2011, **25**, 1915–1924.
- 61 H. Singh, A. Ye and M. J. Ferrua, Aspects of food structures in the digestive tract, *Curr. Opin. Food Sci.*, 2015, **3**, 85–93.
- 62 J. Chen, Food oral processing: Some important underpinning principles of eating and sensory perception, *Food Struct.*, 2014, **1**, 91–105.
- 63 M. G. Aguayo-Mendoza, E. C. Ketel, E. van der Linden, C. G. Forde, B. Piqueras-Fiszman and M. Stieger, Oral processing behavior of drinkable, spoonable and chewable foods is primarily determined by rheological and mechanical food properties, *Food Qual. Prefer.*, 2019, **71**, 87–95.
- 64 M. S. M. Wee, A. T. Goh, M. Stieger and C. G. Forde, Correlation of instrumental texture properties from textural profile analysis (TPA) with eating behaviours and macronutrient composition for a wide range of solid foods, *Food Funct.*, 2018, **9**, 5301–5312.
- 65 J. Chen, Food oral processing-A review, *Food Hydrocolloids*, 2009, **23**, 1–25.
- 66 Z. Guo, Z. Huang, Y. Guo, B. Li, W. Yu, L. Zhou, L. Jiang, F. Teng and Z. Wang, Effects of high-pressure homogenization on structural and emulsifying properties of thermally soluble aggregated kidney bean (*Phaseolus vulgaris* L.) proteins, *Food Hydrocolloids*, 2021, **119**, 106835.
- 67 A. I. Mulet-Cabero, A. R. Mackie, A. Brodkorb and P. J. Wilde, Dairy structures and physiological responses: a matter of gastric digestion, *Crit. Rev. Food Sci. Nutr.*, 2020, **60**, 3737–3752.
- 68 L. Laguna, A. Sarkar, G. Artigas and J. Chen, A quantitative assessment of the eating capability in the elderly individuals, *Physiol. Behav.*, 2015, **147**, 274–281.
- 69 J. E. Norton, G. A. Wallis, F. Spyropoulos, P. J. Lillford and I. T. Norton, Designing food structures for nutrition and health benefits, *Annu. Rev. Food Sci. Technol.*, 2014, **5**, 177–195.
- 70 M. K. Lal, B. Singh, S. Sharma, M. P. Singh and A. Kumar, Glycemic index of starchy crops and factors affecting its digestibility: A review, *Trends Food Sci. Technol.*, 2021, **111**, 741–755.
- 71 J. Parada and J. L. Santos, Interactions between Starch, Lipids, and Proteins in Foods: Microstructure Control for Glycemic Response Modulation, *Crit. Rev. Food Sci. Nutr.*, 2016, **56**, 2362–2369.
- 72 J. Singh, L. Kaur and H. Singh, Food Microstructure and Starch Digestion, *Adv. Food Nutr. Res.*, 2013, **70**, 137–179.
- 73 M. Alongi, S. Calligaris and M. Anese, Fat concentration and high-pressure homogenization affect chlorogenic acid bioaccessibility and α -glucosidase inhibitory capacity of milk-based coffee beverages, *J. Funct. Foods*, 2019, **58**, 130–137.
- 74 J. Singh, A. Dartois and L. Kaur, Starch digestibility in food matrix: a review, *Trends Food Sci. Technol.*, 2010, **21**, 168–180.
- 75 D. Peressini, S. Melchior, M. Berlese and S. Calligaris, Application of high-pressure homogenization to tailor the functionalities of native wheat starch, *J. Sci. Food Agric.*, 2020, 1–8.
- 76 F. Zhu, Modifications of starch by electric field based techniques, *Trends Food Sci. Technol.*, 2018, **75**, 158–169.
- 77 F. Zhu, Plasma modification of starch, *Food Chem.*, 2017, **232**, 1–7.
- 78 F. Zhu, Impact of ultrasound on structure, physico-chemical properties, modifications, and applications of starch, *Trends Food Sci. Technol.*, 2015, **43**, 1–17.
- 79 C. Chi, X. Li, S. Huang, L. Chen, Y. Zhang, L. Li and S. Miao, Basic principles in starch multi-scale structuration to mitigate digestibility: A review, *Trends Food Sci. Technol.*, 2021, **109**, 154–168.
- 80 N. Pellegrini, E. Vittadini and V. Fogliano, Designing food structure to slow down digestion in starch-rich products, *Curr. Opin. Food Sci.*, 2020, **32**, 50–57.
- 81 A. Yuris, K. K. T. Goh, A. K. Hardacre and L. Matia-Merino, Understanding the interaction between wheat starch and *Mesona chinensis* polysaccharide, *LWT – Food Sci. Technol.*, 2017, **84**, 212–221.
- 82 J. Holm, I. Björck, S. Ostrowska, A.-C. Eliasson, N.-G. Asp, K. Larsson and I. Lundquist, Digestibility of Amylose-Lipid Complexes *in vitro* and *in vivo*, *Starch – Stärke*, 1983, **35**, 294–297.
- 83 C. Yang, F. Zhong, H. Douglas Goff and Y. Li, Study on starch-protein interactions and their effects on physico-chemical and digestible properties of the blends, *Food Chem.*, 2019, **280**, 51–58.
- 84 D. J. A. Jenkins, M. J. Thorne, T. M. S. Wolever, A. V. Rao and L. U. Thompson, The effect of starch-protein interaction in wheat on the glycemic response and rate of *in vitro* digestion, *Am. J. Clin. Nutr.*, 1987, **45**, 946–951.
- 85 H. G. M. Liljeberg and I. M. E. Björk, Delayed gastric emptying rate as a potential mechanism for lowered glycemia after eating sourdough bread: Studies in humans and rats



- using test products with added organic acids or an organic salt, *Am. J. Clin. Nutr.*, 1996, **64**, 886–893.
- 86 H. Liljeberg and I. Björck, Delayed gastric emptying rate may explain improved glycaemia in healthy subjects to a starchy meal with added vinegar, *Eur. J. Clin. Nutr.*, 1998, **52**, 368–371.
- 87 E. Barber, M. J. Houghton and G. Williamson, Flavonoids as human intestinal α -glucosidase inhibitors, *Foods*, 2021, **10**(1939), 1–22.
- 88 B. Grube, P. Chong, K. Lau and H. Orzechowski, A natural fiber complex reduces body weight in the overweight and obese: A double-blind, randomized, placebo-controlled study, *Obesity*, 2013, **21**, 58–64.
- 89 M. Havrlentová, Z. Petruláková, A. Burgárová, F. Gago, A. Hlinková and E. Šturdík, Cereal β -glucans and their significance for the preparation of functional foods - A review, *Czech J. Food Sci.*, 2011, **29**, 1–14.
- 90 L. Laguna, A. Sarkar, G. Artigas and J. Chen, A quantitative assessment of the eating capability in the elderly individuals, *Physiol. Behav.*, 2015, **147**, 274–281.
- 91 R. J. Redgwell and M. Fischer, Dietary fiber as a versatile food component: An industrial perspective, *Mol. Nutr. Food Res.*, 2005, **49**, 521–535.
- 92 D. Dhingra, M. Michael, H. Rajput and R. T. Patil, Dietary fibre in foods: A review, *J. Food Sci. Technol.*, 2012, **49**, 255–266.
- 93 E. Neyraud, J. Prinz and E. Dransfield, NaCl and sugar release, salivation and taste during mastication of salted chewing gum, *Physiol. Behav.*, 2003, **79**, 731–737.
- 94 G. Sala and M. Stieger, Time to first fracture affects sweetness of gels, *Food Hydrocolloids*, 2013, **30**, 73–81.
- 95 A. C. Mosca, F. van de Velde, J. H. F. Bult, M. A. J. S. van Boekel and M. Stieger, Taste enhancement in food gels: Effect of fracture properties on oral breakdown, bolus formation and sweetness intensity, *Food Hydrocolloids*, 2015, **43**, 794–802.
- 96 Z. Wang, K. Yang, T. Brenner, H. Kikuzaki and K. Nishinari, The influence of agar gel texture on sucrose release, *Food Hydrocolloids*, 2014, **36**, 196–203.
- 97 J. D. Rios-Mera, M. M. Selani, I. Patinho, E. Saldaña and C. J. Contreras-Castillo, Modification of NaCl structure as a sodium reduction strategy in meat products: An overview, *Meat Sci.*, 2021, **174**, 108417.
- 98 G. Sala, M. Stieger and F. van de Velde, Serum release boosts sweetness intensity in gels, *Food Hydrocolloids*, 2010, **24**, 494–501.
- 99 A. I. Blake and A. G. Marangoni, Factors affecting the rheological properties of a structured cellular solid used as a fat mimetic, *Food Res. Int.*, 2015, **74**, 284–293.
- 100 F. C. Wang, A. J. Gravelle, A. I. Blake and A. G. Marangoni, Novel trans fat replacement strategies, *Curr. Opin. Food Sci.*, 2016, **7**, 27–34.
- 101 S. Du, J. Jin, W. Fang and Q. Su, Does fish oil have an anti-obesity effect in overweight/obese adults? A meta-analysis of randomized controlled trials, *PLoS One*, 2015, **10**, 1–20.
- 102 J. Orsavova, L. Misurcova, J. V. Ambrozova, R. Vicha and J. Mlcek, Fatty acids composition of vegetable oils and its contribution to dietary energy intake and dependence of cardiovascular mortality on dietary intake of fatty acids, *Int. J. Mol. Sci.*, 2015, **16**, 12871–12890.
- 103 E. D. Co and A. G. Marangoni, Organogels: An alternative edible oil-structuring method, *J. Am. Oil Chem. Soc.*, 2012, **89**, 749–780.
- 104 A. Singh, F. I. Auzanneau and M. A. Rogers, Advances in edible oleogel technologies – A decade in review, *Food Res. Int.*, 2017, **97**, 307–317.
- 105 G. Fayaz, S. A. H. Goli, M. Kadivar, F. Valoppi, L. Barba, S. Calligaris and M. C. Nicoli, Potential application of pomegranate seed oil oleogels based on monoglycerides, beeswax and propolis wax as partial substitutes of palm oil in functional chocolate spread, *LWT*, 2017, **86**, 523–529.
- 106 C. M. O'Sullivan, M. Davidovich-Pinhas, A. J. Wright, S. Barbut and A. G. Marangoni, Ethylcellulose oleogels for lipophilic bioactive delivery-effect of oleogelation on: In vitro bioaccessibility and stability of beta-carotene, *Food Funct.*, 2017, **8**, 1438–1451.
- 107 A. Ashkar, S. Laufer, J. Rosen-Kligvasser, U. Lesmes and M. Davidovich-Pinhas, Impact of different oil gelators and oleogelation mechanisms on digestive lipolysis of canola oil oleogels, *Food Hydrocolloids*, 2019, **97**, 105218.
- 108 S. Y. Tan, E. W.-Y. Peh, A. G. Marangoni and C. J. Henry, Effects of liquid oil vs. oleogel co-ingested with a carbohydrate-rich meal on human blood triglycerides, glucose, insulin and appetite, *Food Funct.*, 2017, **8**, 241–249.
- 109 S. Y. Tan, E. Peh, P. C. Siow, A. G. Marangoni and C. J. Henry, Effects of the physical-form and the degree-of-saturation of oil on postprandial plasma triglycerides, glycemia and appetite of healthy Chinese adults, *Food Funct.*, 2017, **8**, 4433–4440.
- 110 S. Y. Tan, E. Peh, E. Lau, A. G. Marangoni and C. J. Henry, Physical form of dietary fat alters postprandial substrate utilization and glycemic response in healthy Chinese men, *J. Nutr.*, 2017, **147**, 1138–1144.
- 111 S. Calligaris, M. Alongi, P. Lucci and M. Anese, Effect of different oleogelators on lipolysis and curcuminoid bioaccessibility upon in vitro digestion of sunflower oil oleogels, *Food Chem.*, 2020, **314**, 126146.
- 112 S. Calligaris, L. Manzocco, F. Valoppi and M. C. Nicoli, Effect of palm oil replacement with monoglyceride organogel and hydrogel on sweet bread properties, *Food Res. Int.*, 2013, **51**, 596–602.
- 113 S. Calligaris, M. Marino, M. Maifreni and N. Innocente, Potential application of monoglyceride structured emulsions as delivery systems of probiotic bacteria in reduced saturated fat ice cream, *LWT*, 2018, **96**, 329–334.
- 114 T. Pintado, I. Muñoz-González, M. Salvador, C. Ruiz-Capillas and A. M. Herrero, Phenolic compounds in emulsion gel-based delivery systems applied as animal fat replacers in frankfurters: Physico-chemical, structural and microbiological approach, *Food Chem.*, 2021, **340**, 128095.



- 115 A. M. Herrero and C. Ruiz-Capillas, Novel lipid materials based on gelling procedures as fat analogues in the development of healthier meat products, *Curr. Opin. Food Sci.*, 2021, **39**, 1–6.
- 116 C. de S. Paglarini, G. de Figueiredo Furtado, A. R. Honório, L. Mokarzel, V. A. da Silva Vidal, A. P. B. Ribeiro, R. L. Cunha and M. A. R. Pollonio, Functional emulsion gels as pork back fat replacers in Bologna sausage, *Food Struct.*, 2019, **20**, 100105.
- 117 C. de S. Paglarini, G. de F. Furtado, J. P. Biachi, V. A. S. Vidal, S. Martini, M. B. S. Forte, R. L. Cunha and M. A. R. Pollonio, Functional emulsion gels with potential application in meat products., *J. Food Eng.*, 2018, **222**, 29–37.
- 118 Q. Guo, A. Ye, N. Bellissimo, H. Singh and D. Rousseau, Modulating fat digestion through food structure design, *Prog. Lipid Res.*, 2017, **68**, 109–118.
- 119 L. Gu, Y. Su, Z. Zhang, B. Zheng, R. Zhang, D. J. McClements and Y. J. Yang, Modulation of Lipid Digestion Profiles Using Filled Egg White Protein Microgels, *Agric. Food Chem.*, 2017, **65**, 6919–6928.
- 120 M. Alongi, P. Lucci, M. L. Clodoveo, F. P. Schena and S. Calligaris, Oleogelation of extra virgin olive oil by different oleogelators affects the physical properties and the stability of bioactive compounds, *Food Chem.*, 2022, **368**, 130779.
- 121 K. Gutiérrez-luna, D. Ansorena and I. Astiasarán, Use of hydrocolloids and vegetable oils for the formulation of a butter replacer: Optimization and oxidative stability, *LWT*, 2022, **153**, 112538.
- 122 S. Ter Borg, S. Verlaan, D. M. Mijnders, J. M. G. A. Schols, L. C. P. G. M. De Groot and Y. C. Luiking, Macronutrient Intake and Inadequacies of Community-Dwelling Older Adults, a Systematic Review, *Ann. Nutr. Metab.*, 2015, **66**, 242–255.
- 123 S. H. M. Gorissen, J. J. R. Crombag, J. M. G. Senden, W. A. H. Waterval, J. Bierau, L. B. Verdijk and L. J. C. van Loon, Protein content and amino acid composition of commercially available plant-based protein isolates, *Amino Acids*, 2018, **50**, 1685–1695.
- 124 F. U. Akharume, R. E. Aluko and A. A. Adedeji, Modification of plant proteins for improved functionality: A review, *Compr. Rev. Food Sci. Food Saf.*, 2021, **20**, 198–224.
- 125 A. G. A. Sá, Y. M. F. Moreno and B. A. M. Carciofi, Food processing for the improvement of plant proteins digestibility, *Crit. Rev. Food Sci. Nutr.*, 2019, **60**, 3367–3386.
- 126 E. Capuano, T. Oliviero, V. Fogliano and N. Pellegrini, Role of the food matrix and digestion on calculation of the actual energy content of food, *Nutr. Rev.*, 2018, **76**, 274–289.
- 127 L. H. Fasolin, R. N. Pereira, A. C. Pinheiro, J. T. Martins, C. C. P. Andrade, O. L. Ramos and A. A. Vicente, Emergent food proteins – Towards sustainability, health and innovation, *Food Res. Int.*, 2019, **125**, 108586.
- 128 R. Levy, Z. Okun, M. Davidovich-Pinhas and A. Shpigelman, Utilization of high-pressure homogenization of potato protein isolate for the production of dairy-free yogurt-like fermented product, *Food Hydrocolloids*, 2021, **113**, 106442.
- 129 F. T. Saricaoglu, Application of high-pressure homogenization (HPH) to modify functional, structural and rheological properties of lentil (*Lens culinaris*) proteins, *Int. J. Biol. Macromol.*, 2020, **144**, 760–769.
- 130 J. Yang, G. Liu, H. Zeng and L. Chen, Effects of high pressure homogenization on faba bean protein aggregation in relation to solubility and interfacial properties, *Food Hydrocolloids*, 2018, **83**, 275–286.
- 131 F. Wu, X. Shi, H. Zou, T. Zhang, X. Dong, R. Zhu and C. Yu, Effects of high-pressure homogenization on physicochemical, rheological and emulsifying properties of myofibrillar protein, *J. Food Eng.*, 2019, **263**, 272–279.
- 132 G. Fayaz, S. Plazzotta, S. Calligaris, L. Manzocco and M. C. Nicoli, Impact of high pressure homogenization on physical properties, extraction yield and biopolymer structure of soybean okara, *LWT*, 2019, **113**, 108324.
- 133 S. Plazzotta, M. Moretton, S. Calligaris and L. Manzocco, Physical, chemical, and techno-functional properties of soy okara powders obtained by high pressure homogenization and alkaline-acid recovery, *Food Bioprod. Process.*, 2021, **128**, 95–101.
- 134 S. Melchior, M. Moretton, S. Calligaris, L. Manzocco and M. C. Nicoli, High pressure homogenization shapes the techno-functionalities and digestibility of pea proteins, *Food Bioprod. Process.*, 2021, **131**, 77–85.
- 135 S. G. Giteru, I. Oey and M. A. Ali, Feasibility of using pulsed electric fields to modify biomacromolecules: A review, *Trends Food Sci. Technol.*, 2018, **72**, 91–113.
- 136 S. Melchior, S. Calligaris, G. Bisson and L. Manzocco, Understanding the impact of moderate-intensity pulsed electric fields (MIPEF) on structural and functional characteristics of pea, rice and gluten concentrates, *Food Bioprocess Technol.*, 2020, **13**, 2145–2155.
- 137 M. G. Ferruzzi, The influence of beverage composition on delivery of phenolic compounds from coffee and tea, *Physiol. Behav.*, 2010, **100**, 33–41.
- 138 W. Stahl, H. Van Den Berg, J. Arthur, A. Bast, J. Dainty, R. M. Faulks, C. Gärtner, G. Haenen, P. Hollman, B. Holst, F. J. Kelly, M. C. Polidori, C. Rice-Evans, S. Southon, T. Van Vliet, J. Viña-Ribes, G. Williamson and S. B. Astley, Bioavailability and metabolism, *Mol. Aspects Med.*, 2002, **23**, 39–100.
- 139 F. J. Barba, L. R. B. Mariutti, N. Bragagnolo, A. Z. Mercadante, G. V. Barbosa-Cánovas and V. Orlien, Bioaccessibility of bioactive compounds from fruits and vegetables after thermal and nonthermal processing, *Trends Food Sci. Technol.*, 2017, **67**, 195–206.
- 140 M. Alongi, G. Verardo, A. Gorassini, M. A. Lemos, G. Hungerford, G. Cortella and M. Anese, Phenolic content and potential bioactivity of apple juice as affected by thermal and ultrasound pasteurization, *Food Funct.*, 2019, **10**, 7366–7377.



- 141 M. Buniowska, J. M. Carbonell-Capella, A. Frigola and M. J. Esteve, Bioaccessibility of bioactive compounds after non-thermal processing of an exotic fruit juice blend sweetened with Stevia rebaudiana, *Food Chem.*, 2017, **221**, 1834–1842.
- 142 M. J. Rodríguez-Roque, B. De Ancos, R. Sánchez-Vega, C. Sánchez-Moreno, M. P. Cano, P. Elez-Martínez and O. Martín-Belloso, Food matrix and processing influence on carotenoid bioaccessibility and lipophilic antioxidant activity of fruit juice-based beverages, *Food Funct.*, 2016, **7**, 380–389.
- 143 M. J. Rodríguez-Roque, B. de Ancos, C. Sánchez-Moreno, M. P. Cano, P. Elez-Martínez and O. Martín-Belloso, Impact of food matrix and processing on the in vitro bioaccessibility of vitamin C, phenolic compounds, and hydrophilic antioxidant activity from fruit juice-based beverages, *J. Funct. Foods*, 2015, **14**, 33–43.
- 144 D. J. McClements, E. A. Decker, Y. Park and J. Weiss, Structural design principles for delivery of bioactive components in nutraceuticals and functional foods, *Crit. Rev. Food Sci. Nutr.*, 2009, **49**, 577–606.
- 145 C. Acquah, G. Ohemeng-Boahen, K. A. Power and S. M. Tosh, The Effect of Processing on Bioactive Compounds and Nutritional Qualities of Pulses in Meeting the Sustainable Development Goal 2, *Front. Sustainable Food Syst.*, 2021, **5**, 681662.
- 146 D. J. McClements, Recent developments in encapsulation and release of functional food ingredients: delivery by design, *Curr. Opin. Food Sci.*, 2018, **23**, 80–84.
- 147 D. J. McClements and S. F. Peng, Current status in our understanding of physicochemical basis of bioaccessibility, *Curr. Opin. Food Sci.*, 2020, **31**, 57–62.
- 148 R. F. S. Gonçalves, J. T. Martins, C. M. M. Duarte, A. A. Vicente and A. C. Pinheiro, Advances in nutraceutical delivery systems: From formulation design for bioavailability enhancement to efficacy and safety evaluation, *Trends Food Sci. Technol.*, 2018, **78**, 270–291.
- 149 S. Boostani and S. M. Jafari, A comprehensive review on the controlled release of encapsulated food ingredients; fundamental concepts to design and applications, *Trends Food Sci. Technol.*, 2021, **109**, 303–321.
- 150 V. S. Jayamanne and M. R. Adams, Determination of survival, identity and stress resistance of probiotic bifidobacteria in bio-yoghurts, *Lett. Appl. Microbiol.*, 2006, **42**, 189–194.
- 151 M. Marino, N. Innocente, S. Melchior, S. Calligaris and M. Maifreni, *Main Technological Challenges Associated With the Incorporation of Probiotic Cultures into Foods in Advances in Probiotics Microorganisms in Food and Health*, ed. D. Dhanasekaran and A. Sankaranarayanan, Academic Press, 2021, pp. 479–495.
- 152 C. S. Ranadheera, S. K. Baines and M. C. Adams, Importance of food in probiotic efficacy, *Food Res. Int.*, 2010, **43**, 1–7.
- 153 I. Sumeri, L. Arike, J. Stekolštšikova, R. Uusna, S. Adamberg, K. Adamberg and T. Paalme, Effect of stress pretreatment on survival of probiotic bacteria in gastrointestinal tract simulator, *Appl. Microbiol. Biotechnol.*, 2010, **86**, 1925–1931.
- 154 A. Terpou, A. Papadaki, I. K. Lappa, V. Kachrimanidou, L. A. Bosnea and N. Kopsahelis, Probiotics in food systems: significance and emerging strategies towards improved viability and delivery of enhanced beneficial value, *Nutrients*, 2019, **11**, 1591.
- 155 J. Burgain, C. Gaiani, M. Linder and J. Scher, Encapsulation of probiotic living cells: From laboratory scale to industrial applications, *J. Food Eng.*, 2011, **104**, 467–483.
- 156 L. K. Sarao and M. Arora, Probiotics, prebiotics, and microencapsulation: A review, *Crit. Rev. Food Sci. Nutr.*, 2017, **57**, 344–371.
- 157 S. Gouin, Microencapsulation: Industrial appraisal of existing technologies and trends, *Trends Food Sci. Technol.*, 2004, **15**, 330–347.
- 158 L. F. Calinoiu, B. E. Ștefanescu, I. D. Pop, L. Muntean and D. C. Vodnar, Chitosan coating applications in probiotic microencapsulation, *Coatings*, 2019, **9**, 1–21.
- 159 S. B. Doherty, M. A. Auty, C. Stanton, R. P. Ross, G. Fitzgerald and A. Brodkorb, Application of whey protein micro-bead coatings for enhanced strength and probiotic protection during fruit juice storage and gastric incubation, *J. Microencapsulation*, 2012, **29**, 713–728.
- 160 L. G. Gómez-Mascaraque, R. C. Morfin, R. Pérez-Masiá, G. Sanchez and A. Lopez-Rubio, Optimization of electro-spraying conditions for the microencapsulation of probiotics and evaluation of their resistance during storage and in vitro digestion, *LWT – Food Sci. Technol.*, 2016, **69**, 438–446.
- 161 M. Marino, N. Innocente, S. Calligaris, M. Maifreni, A. Marangone and M. C. Nicoli, Viability of probiotic *Lactobacillus rhamnosus* in structured emulsions containing saturated monoglycerides, *J. Funct. Foods*, 2017, **35**, 51–59.
- 162 S. Melchior, M. Marino, F. D'este, N. Innocente, M. C. Nicoli and S. Calligaris, Effect of the formulation and structure of monoglyceride-based gels on the viability of probiotic *Lactobacillus rhamnosus* upon in vitro digestion, *Food Funct.*, 2021, **12**, 351–361.
- 163 X. Zhuang, S. Clark and N. Acevedo, Bigels—oleocolloid matrices—as probiotic protective systems in yogurt, *J. Food Sci.*, 2021, **86**, 4892–4900.
- 164 S. Melchior, S. Calligaris, M. Marino, F. D'Este, G. Honsell, M. C. Nicoli and N. Innocente, Digestive protection of probiotic *Lactocaseibacillus rhamnosus* in Ricotta cheese by monoglyceride structured emulsions, *Int. J. Food Sci. Technol.*, 2022, **57**, 3106–3115.
- 165 A. Brodkorb, L. Egger, M. Alminger, P. Alvito, R. Assunção, S. Ballance, T. Bohn, C. Bourlieu-Lacanal, R. Boutrou, F. Carrière, A. Clemente, M. Corredig, D. Dupont, C. Dufour, C. Edwards, M. Golding, S. Karakaya, B. Kirkhus, S. Le Feunteun, U. Lesmes, A. Macierzanka, A. R. Mackie, C. Martins, S. Marze, D. J. McClements, O. Ménard, M. Minekus, R. Portmann, C. N. Santos, I. Souchon, R. P. Singh, G. E. Vegarud,



- M. S. J. Wickham, W. Weitschies and I. Recio, INFOGEST static in vitro simulation of gastrointestinal food digestion, *Nat. Protoc.*, 2019, **14**, 991–1014.
- 166 C. S. Levi and U. Lesmes, Bi-compartmental elderly or adult dynamic digestion models applied to interrogate protein digestibility, *Food Funct.*, 2014, **5**, 2402–2409.
- 167 K. Aalaei, B. Khakimov, C. De Gobba and L. Ahrné, Digestion patterns of proteins in pasteurized and ultra-high temperature milk using in vitro gastric models of adult and elderly, *J. Food Eng.*, 2021, **292**, 110305.
- 168 E. Hernández-Olivas, S. Muñoz-Pina, J. Sánchez-García, A. Andrés and A. Heredia, Understanding the role of food matrix on the digestibility of dairy products under elderly gastrointestinal conditions, *Food Res. Int.*, 2020, **137**, 109454.
- 169 E. Hernández-Olivas, S. Muñoz-Pina, A. Andrés and A. Heredia, Impact of elderly gastrointestinal alterations on in vitro digestion of salmon, sardine, sea bass and hake: Proteolysis, lipolysis and bioaccessibility of calcium and vitamins, *Food Chem.*, 2020, **326**, 127024.

