



Cite this: *Green Chem.*, 2022, **24**, 5429

Organic waste valorisation towards circular and sustainable biocomposites

Erlantz Lizundia,^{a,b} Francesca Luzi^c and Debora Puglia^{d,*}

The adoption of circular production and consumption patterns that counteract the current issues related to the depletion of natural resources, global warming, and environmental pollution is one of the most pressing global challenges that faces our society. Considering the potential of organic waste and residue streams to be transformed into valuable products, much effort is now being directed to foster circular bio-economy strategies. The valorisation of organic waste reduces the pressure on non-renewable resources and avoids the generation of waste. Organic waste valorisation has attracted much attention from fundamental and applied fields, given its wide availability and versatility. This review aims to provide an insight into valorisation of organic waste of aquatic, agricultural, forestry and animal origin to polymeric matrices, bionanoparticles and their combination. An introductory analysis dealing with state-of-the-art circular bioeconomy, recycling and upcycling is provided. Then, a literature review in the context of biopolymers and derived nanoparticles is provided, emphasizing toxicity and biodegradability aspects. The environmental impacts of valorisation processes are analyzed according to life cycle assessment. The establishment of organic waste conversion routes will lead to innovative bio-based industries, opening new market opportunities for bio-based products and achieving efficient resource utilisation. However, the social, economic and political barriers still encountered must be overcome.

Received 4th May 2022,
Accepted 6th June 2022

DOI: 10.1039/d2gc01668k

rsc.li/greenchem

1. Introduction to waste valorisation, bioeconomy and the circular economy

The establishment of responsible consumption and production patterns lies at the heart of the targets for a sustainable society aimed to counteract the depletion of natural resources, global warming, and environmental pollution. The intense efforts dedicated to the extraction of primary materials and their subsequent accumulation once their end-of-life (EoL) has been reached is considered a foremost environmental issue, polymers being a clear example. Most conventional plastics are based on fossil hydrocarbons, which together with their massive production (407 Mt primary plastic production in 2015), requires large amounts of non-renewable resources.¹ Additionally, the stability of plastics, which has

been a key property promoting their use during the 20th century, limits their degradability. Under the current linear “take, make and dispose” model, the plastics industry is far from being environmentally sustainable.^{2,3}

A possible solution to overcome the environmental pressures of plastics is the use of materials having a renewable origin, which are also generally biodegradable. This means that they can be degraded through natural processes such as enzymatic or hydrolytic degradation.^{4,5} However, the degradation rate of biodegradable plastics under natural environments is slower than under laboratory conditions.⁶ For example, polylactide (PLA) is readily biodegradable under industrial composting and anaerobic digesting conditions, but it is hardly biodegradable in soil and aquatic environments.⁶ In this scenario, waste valorisation can bypass the environmental burdens associated with the production and subsequent disposal of either non-biodegradable or biodegradable waste. This may represent a step forward in reaching the Sustainable Development Goals of the United Nations “Life below water” and “Life on land”.

With a current estimated amount of 1.1 teratonnes on a dry-weight basis, biomass provides a nearly unlimited amount of resources.⁷ The valorisation of underutilized organic waste by transformation into high-value materials in the form of polymeric matrices or (nano)particles can reduce the pressure on natural resources arising from non-renewable resources.

^aLife Cycle Thinking Group, Department of Graphic Design and Engineering Projects, Faculty of Engineering in Bilbao, University of the Basque Country (UPV/EHU), Bilbao 48013, Spain. E-mail: erlantz.lizundia@ehu.eus

^bBCMaterials, Basque Center for Materials, Applications and Nanostructures, UPV/EHU Science Park, 48940 Leioa, Spain

^cDepartment of Materials, Environmental Sciences and Urban Planning (SIMAU), Polytechnic University of Marche, Via Brecce Bianche 12, 60131 Ancona, Italy. E-mail: f.luzi@staff.univpm.it

^dCivil and Environmental Engineering Department, University of Perugia, Strada di Pentima 4, 05100 Terni, Italy. E-mail: debora.puglia@unipg.it



The use of not only waste but also renewable resources combines the benefits originating from the circular economy and bioeconomy, and is considered as “the biological motor of a future circular economy, which is based on optimal use of resources and the production of primary raw materials from renewably sourced feedstock”.⁸ As a sustainability-oriented approach, bioeconomy could transform the current production and consumption linear mode into an efficient waste-using circular economy.⁹ In addition, organic waste collection and conversion is simple and energy-efficient in comparison with the deep drilling, mining and extensive refining/purification needed for non-renewable materials (petroleum, minerals).

Organic waste feedstocks of aquatic origin, both freshwater and marine ecosystems (algae, shrimps...), of agricultural and forestry origin (fruit pomaces, husks, lignocellulose...) or of terrestrial animal origin (egg shells, feathers...) are especially suitable for valorisation. The United Nations Environmental Programme estimates an annual global biomass waste production of 140 billion metric tons from agricultural activities.¹⁰ As agricultural productivity is projected to grow 60% by 2050 (regarding 2005/2007), it makes sense to think that the amount of waste will be increased.¹¹ Concerning forest resources, nearly 20% of the global production of wood-derived biomass (~4.6 Gt annually) is lost during production as waste. Similarly, organic waste accounts for 75 million tons (34% of the total) of the municipal waste created every year across the EU27 (2019 data).¹² This waste remains underutilized, as 69% of its total is subjected to incineration, landfilling or composting.¹² Considering that the European Commission has proposed a 65% reuse and recycling target for municipal solid waste by 2030,¹² novel alternatives are urgently required. Waste valorisation can also lower the global warming associated with lost resources, as post-consumer organic landfilled waste generates ~12% of global CH₄ emissions.¹³ This impact is such that if food waste (1.3 billion

tonnes per year) were a country, it would be the third-highest greenhouse gas emitter in the world with ~6% of global emissions.^{13,14}

Putting the concept of *waste as a resource* at the centre, waste valorisation involves the processing of residues/by-products into raw materials, use of discarded products as raw materials or energy sources, application of waste materials in manufacturing processes, or addition of waste materials to finished products.¹⁵ Recycling, defined as the process through which waste is recovered and reprocessed into new useful products, is of the most commonly followed waste valorisation activities.¹⁶ The conversion process often involves a downgrading into raw inputs that are used in a new process. Some of the physico-mechanical properties are typically lost, yielding applications of lower functionalities than the original purpose. This process is known as downcycling.¹⁷ On the contrary, upcycling implies the reuse of waste so that the new product or material presents a higher quality, value or function than the original one.^{18,19} Therefore, upcycling is preferred for the valorisation of waste.

For example, organic waste upcycling yields products replacing critical raw materials (CRMs) that present notable environmental sustainability and supply chain security issues.^{20,21} Providing alternative choices to CRMs may lessen dependency on the often toxic and polluting materials, as the biomass feedstock originates from a wide range of local resources. For example, pyrolysis (temperatures above 400 °C, atmospheric pressure, under nitrogen, argon or air atmosphere) and/or hydrothermal carbonization (temperatures below 300 °C, high pressures in aqueous media) of biomass waste can be followed to obtain advanced carbon structures with potential application in energy storage or catalysis,^{22–24} boosting the transition towards a greener and more circular economy.

Waste-to-energy conversion is a common valorisation approach to generate a variety of bioenergy resources from



Erlantz Lizundia

Erlantz Lizundia is Associate Professor at the Faculty of Engineering in Bilbao, University of the Basque Country (UPV/EHU). He received his PhD in advanced materials engineering in 2011 at the UPV/EHU. Erlantz joined the University of British Columbia (Canada) and ETH Zurich (Switzerland) in 2016 and 2018 as a visiting scientist. His work aims to develop environmentally sustainable materials and technologies based on renewable materials using green chemistry, biomimetic, bioeconomy, and circular economy approaches. Erlantz also works on the ecodesign of batteries and their recycling, polymer upcycling, or biopolymer valorization through life cycle assessment (LCA).



Francesca Luzi

Francesca Luzi is a fixed-term Researcher Assistant at the Department of Materials, Environmental Sciences and Urban Planning, Polytechnic University of Marche. She received her PhD in Civil Engineering and Innovative Materials in 2016 at the University of Perugia. Her current research interests concern the development and production of renewable, innovative and multifunctional polymeric systems reinforced with green micro or nano fillers for the biomedical and food packaging sectors.

able materials using green chemistry, biomimetic, bioeconomy, and circular economy approaches. Erlantz also works on the ecodesign of batteries and their recycling, polymer upcycling, or biopolymer valorization through life cycle assessment (LCA).

meric systems reinforced with green micro or nano fillers for the biomedical and food packaging sectors.



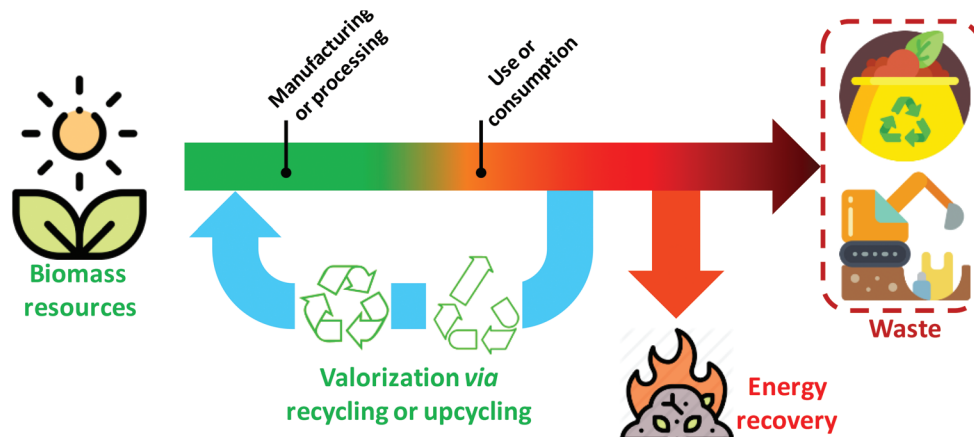


Fig. 1 Outline of the circular economy applied to biomass resources. Valorisation closes the loop, as opposed to composting/landfill, and incineration. Certain figures are reproduced from Flaticon with permission.

biomass residues.²⁵ Relevant examples are thermochemical including gasification, liquefaction, or pyrolysis methods, or biochemical conversion techniques based on anaerobic digestion, alcoholic fermentation, or photobiological hydrogen production.^{26,27} However, waste-to-energy conversion is in conflict with circular economy principles, which seek a “regenerative system in which resource input and waste, emission, and energy leakage are minimized by slowing, closing, and narrowing material and energy loops. This can be achieved through long-lasting design, maintenance, repair, reuse, remanufacturing, refurbishing, and recycling”.²⁸ As shown in Fig. 1, the waste streams ending in composting or landfill scenarios can be limited through alternative EoL solutions that close material and energy loops.²⁹ In this sense, waste valorisation *via* recycling and upcycling approaches better retains the value of the materials.^{28,30}

Organic waste valorisation is attracting increasing attention from fundamental and applied fields given the wide material

availability and potential application areas. Although recent years have witnessed elegant review works on the application of biowaste,^{31–39} the literature lacks a life cycle approach connecting the different available resources, the synthetic methods leading to different properties and applications, their end of life (biodegradability and toxicity) and their environmental impact. As highlighted in Fig. 2, this work turns attention to biowaste feedstock valorisation into polymeric matrices or nanoparticles from a circular materials economy perspective. Feedstocks of aquatic origin, of agricultural and forestry origin and of terrestrial animal origin are considered as representative examples. Prospects on the potential application of the added-value materials in the fields of packaging, energy storage, sensing, wastewater treatment or biomedicine are given. The biodegradability aspects leading to environmentally closed circular ecosystems are also discussed, and toxicity issues are considered. To provide a full picture of the environmental performance, environmental metrics based on life cycle assessment (LCA) are provided, especially regarding global warming impact. We expect this outlook could serve researchers, industry and policymakers to implement circular approaches in the field of materials. This is an inevitably urgent task considering that as of 2021, only 8.6% of our global economy was circular.⁴⁰

2. Organic waste feedstock

This section summarizes the most widely used and promising organic waste types, although it is far from being a complete and exhaustive list. However, there may be further sources of waste not being taken into account, as certain organic feedstock treatments (such as sugarcane) need extensive processing, yielding secondary and tertiary waste streams.⁴¹ Fig. 3 summarizes the most commonly valorised biopolymers from waste streams, while Table 1 classifies the biopolymers into those of aquatic origin, agricultural/forestry origin and terrestrial animal origin.



Debora Puglia

Debora Puglia is Associate Professor at the Civil and Environmental Engineering Department, University of Perugia, where she received her PhD in Industrial Engineering in 2003. Her main current research activities are related to the extraction of nanostructures from waste (agricultural and food sources) and their use in composite and nanocomposite biobased materials for food packaging, biomedical and plant

protection (as biostimulants, biofertilizers) applications. She also works on the development and characterization of biobased thermosetting matrices.



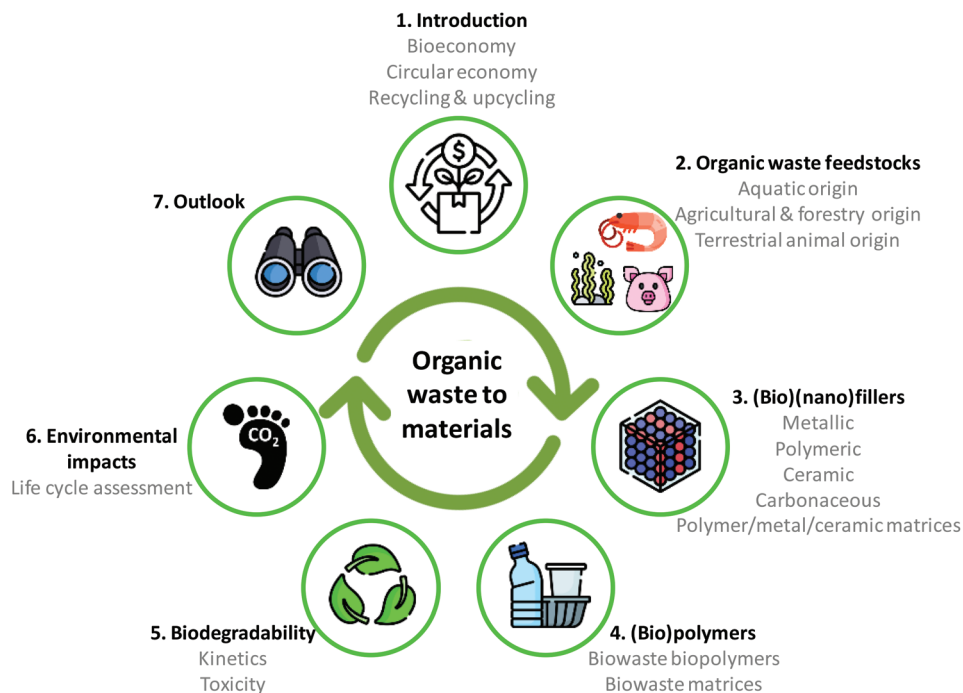


Fig. 2 Summary of organic waste valorisation into polymeric matrices or nanoparticles towards circular bionanocomposites. Certain figures are reproduced from Flaticon with permission.

2.1. Aquatic origin (freshwater and marine ecosystems)

Among the vast diversity of aquatic organisms, algae and crustaceans represent the most widely exploited organic wastes. The large quantity of marine algae reaching our coast and the unacceptable amount of discarded marine food offer enormous possibilities to obtain diverse polysaccharides. Fisheries discard 9.1 million tonnes annually,⁴² while seafood accounts for 31% of the consumer-level food losses in the USA.⁴³

Many marine-arthropod cuticles show chirally arranged biopolymers with hierarchically ordered structures at the nano- and micro-scale levels. This twisted plywood organization, known as the Bouligand structure,^{44,45} is the origin of photonic responses originating from the selective interaction of light with layers, also found in many cellulosic materials.⁴⁶ Accordingly, shrimps, king crabs, snow crabs or lobsters could be used in the extraction of chitin nanofibrils ($\varnothing = 10\text{--}50\text{ nm}$; $L = 50\text{--}1000\text{ nm}$) through acid-catalyzed hydrolysis processes, which also remove mineral and protein phases.²⁴ Worldwide annual chitin production is estimated between 2.8×10^7 and 1.3×10^9 tonnes,⁴⁷ while yields of 13–15% for crabs and 14–27% from shrimps are achieved.⁴⁸ The obtained α -chitin (chains antiparallelly aligned with strong intra- and inter-sheets hydrogen bonds) is insoluble in ordinary solvents. An additional deacetylation process with strong bases yields chitosan nanofibrils,⁴⁹ which can be solubilised under weak acidic conditions (diluted acetic or formic acid). Chitin and chitosan nanofibrils from marine waste are used in optical sensors,⁵⁰ materials with load-bearing functions,⁵¹ or energy storage after carbonization.⁵² A chitin prone to solvation is extracted from cephalopods (squid pens),

which are composed of 31–49 wt% β -chitin (chains parallel aligned with weak intra- and inter-sheets hydrogen bonds).⁵³ The low mineralization of 0.03–1.9 wt of squid pens as compared with the $\sim 14\text{ wt\%}$ of shrimp shells makes the chitin β -chitin isolation easier (molecular weights of 5300 to 11 680 g mol^{-1} for β -chitin; 650 to 1036 g mol^{-1} for α -chitin).⁵⁴

The anionic and water-soluble alginate can be extracted from brown seaweeds such as *Laminaria hyperborea* via alkali treatment. Alginate comprises the α -L-guluronic acid and β -D-mannuronic acid monomers and is used for hydrogel fabrication after a Ca^{2+} -induced gelation process.⁵⁵ Red seaweed provides agarose, a neutral polysaccharide consisting of β -D-galactopyranosyl and 3,6-anhydro- α -L-galactopyranosyl units. Agarose has an increased stability to biodegradation and develops gels *via* hydrogen bonds upon temperature decrease.⁵⁵ Carrageenans are another relevant group of water-soluble polysaccharides extracted from red seaweed and have a chain structure similar to agarose.⁵⁶ The main difference is that the unit A is in the D-conformation, while in the agar unit it is found in the L-conformation.⁵⁷ With a linear chain structure, carrageenans with different sulphation degrees can be achieved: kappa (20%), iota (33%), and lambda (41%).⁵⁸ These groups impart a negative charge to the material.

Discarded fish skins, tendons and bones offer a collagen source. Collagen shows a triple helix formed by three extended proteins wrapping around each other (molar masses of $\sim 300\,000\text{ g mol}^{-1}$).⁵⁹ Collagen has intra- and inter-molecular covalent cross-linking among the residual amino acids present in the short N- and C-terminal regions of the α -chains.³⁸ Acidic, alkaline, or neutral solubilisation or enzymatic treatments are used to extract collagen. A heat denaturation




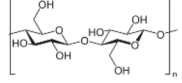

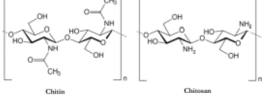

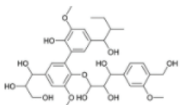

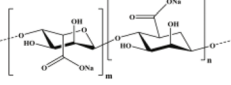

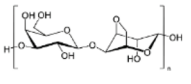

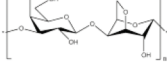

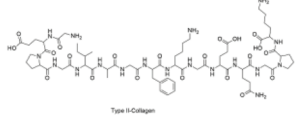

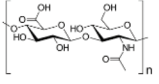

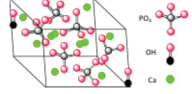

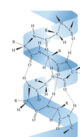
Biopolymer	Organic waste stream	Chemical structure
Cellulose	 Agricultural and forestry, manure	
Chitin / chitosan	 Arthropod cuticles, cephalopod endoskeleton, fungi	
Lignin	 Agricultural and forestry, manure	
Alginate	 Brown algae	
Agarose	 Red algae	
Carrageenans	 Red algae	
Collagen / gelatin	 Fish skin, tendons and bones, bones (mineralized)	
Hyaluronic acid	 Fish cartilage and vitreous humour	
Hydroxyapatite*	 Eggshell (synthetic), bones	
Keratin	 Feathers, bristles, wool	

Fig. 3 The most commonly valorised biopolymers from organic waste streams. *Hydroxyapatite is a mineral (not a biopolymer) with the $\text{Ca}_{10}(\text{PO}_4)_6(\text{OH})_2$ formula. Keratin is a protein, not a polysaccharide as most of the biopolymers from organic waste. Certain figures are reproduced from Flaticon with permission.

process partially hydrolyses collagen into gelatin, which has a single chain structure and smaller molecular masses of $2000\text{--}200\,000\text{ g mol}^{-1}$. The collagen and gelatin from fish skins and marine sponges (*Chondrosia reniformis*) have a low risk of pathogens compared with their bovine-derived counterparts. Fish scraps (cartilage and the vitreous humour) contain hyaluronic acid,⁶⁰ a linear and negatively charged heteropolysaccharide composed of alternating chain disaccharide units of *N*-acetyl-*D*-glucosamine and *D*-glucuronic linked by β -(1 \rightarrow 3) and β -(1 \rightarrow 4) glycosidic bonds.⁵⁷

2.2. Agricultural and forestry origin

Forestry-derived waste (grass, hardwood, softwood, sawdust) does not compete with global food needs and offers large

lignocellulosic biomasses at low cost. Considering that every cubic metre of logged material generates an additional cubic metre of waste in the forest,⁶¹ ~80 million tonnes of forestry residues are annually produced in the EU.⁶² As opposed to agricultural waste, forestry-lignocellulosic waste needs intensive physico-chemical treatments given the more complex cell wall structure.⁶³ Hydrolysis or thermochemical processes are applied to extract valuable materials.

Agricultural and forestry residues are a major contributor to CO_2 emissions and generate significant amounts of fine particular matter due to the more than 2 Gt of crop residues that are openly burned in fields.⁶⁴ Although the composition of biomass from forestry and agricultural origins varies depending on the plant species and the cell type, this biomass is gen-



Table 1 Most commonly valorised organic waste according to its origin. The most relevant biopolymers in each case are highlighted

Source	Biowaste	Composition ^a	Special features/application
Aquatic origin, both freshwater and marine	Marine-arthropod cuticles	α-Chitin nanofibrils wrapped with diverse proteins, pigments and 14 wt% CaCO_3 ; chitin content: 13–15% in crabs; 14–27% in shrimps	Chiral nematic structure useful for photonic materials and load-bearing functions
	Cephalopods endoskeleton	31–49 wt% β-chitin , proteins, lipids, 0.03–1.9 wt% mineralization	Chitin prone to solvation; higher molecular weights; neutral biopolymer
	Chitin	Chitosan obtained upon chitin deacetylation	Polycationic
	Brown algae	Alginate in the cell walls	Gelation with Ca^{2+} ; polyanionic
	Red algae	Agarose in the cell walls	Temperature-induced gelation; neutral biopolymer
	Red algae	Carrageenans in the cell walls, sulphation degrees ranging from 20 to 41%	Thickening/gelation additive; polyanionic
	Fishes	Collagen (from skin); gelatin upon its denaturation	Thickening/gelation additive; biomedical applications; polyanionic
Agricultural and forestry origin	Fishes	Hyaluronic acid ; from cartilage and vitreous humour	Thickening/gelation additive; polyanionic
	Agricultural	<i>Cereals</i> : corn, rice, wheat, oats, rye, barley, millet; <i>Fruits</i> : orange, grape, banana, apple, coffee, peach, apricot, mango, pineapple, kiwifruit; <i>Vegetables</i> : tomato, carrots, onions, olive husk, red beet, potato; <i>Legumes</i> : vetch, lupins, cow pea, lentils, beans chickpea, cellulose , hemicelluloses and lignin	Edible biomass, source for cellulose and lignin in the form of polymeric matrices and nanoparticles
	Forestry	Grass, hardwood, softwood, sawdust; cellulose , hemicelluloses and lignin	Non-edible biomass, complex cell wall structure. Source for cellulose and lignin in the form of polymeric matrices and nanoparticles
	Fungi	50–60% glucans, 1–20% chitin , 30–50% glycoproteins, melanin. Some species also contain chitosan.	Chitin extraction from fungi preferable over crustacean resources
Terrestrial animal origin	Eggshell	94% CaCO_3 , 4% organic matter, 1% MgCO_3 , 1% $\text{Ca}_3(\text{PO}_4)_2$	Patterning agent for hydroxyapatite
	Bones	Natural hydroxyapatite /Mineralized collagen fibres	Improved tissue regeneration
	Feathers	β-Keratin fibres; porous honeycomb architecture	Mechanical strength; thermal/acoustic insulation
	Bristles (non-feather)	Multi-layer cuticle with internal cortex; α-keratin macrofibrils + sulphur-rich matrix	Resistance to bioconversion; sulphur and carbon source
	Wool	60% α-keratin fibres, 15% moisture, 10% fat, 10% sheep sweat, 5% impurities. Stabilized through hydrogen and hydrophobic interactions together with disulfide linkages	Thermal and sound insulation; binding to water pollutants
	Manure	55% carbon, 31% oxygen, 7.5% hydrogen, 5.1% nitrogen, 1.7% sulphur	Hydrochar synthesis; energy and resource-efficient nanocellulose extraction
	Terrestrial-arthropod exoskeletons	Chitin fibres wrapped with proteins organized into a Bouligand structure	Chitin nanofibres; chitin derivatives (including chitosan)
	Animal-derived structural proteins	Silk , collagen and its partial derivative, gelatin	Similarities with extracellular matrix; tailored mechanical properties

^a Approximate values are provided given the batch-to-batch variation. Reported values are on a dry basis when not otherwise stated.

erally composed of 35–50% cellulose, 20–35% hemicellulose, 15–20% lignin, plus other minor components (ash, protein, minerals).⁶⁵ Some highly specialized plants/cell types are found; cotton stem trichomes are composed of almost pure cellulose,⁶⁶ while *Fenugreek* and *Psyllium* plants produce seeds mostly composed of hemicelluloses and Pine trees are rich in lignin.⁶⁵

With 139 million tonnes of agricultural residues predicted annually in the EU by 2030,⁶² edible agricultural biomass waste is a major resource-waste given the amounts of fertilizer, land, water and cropland areas needed. These residues contain high levels of cellulose, hemicelluloses, starch, proteins, and lipids, and predominantly comprise crop stalks, leaves, roots, fruits (pomace and peels) and seed/nut shells.¹¹ Some 66% of

global plant biomass waste originates from cereal straw (stem, leaf and sheath material). As the major global crops, wheat, maize, rice, soybean, barley, rapeseed, sugarcane and sugar beet produce over 3.3 Gt of residues every year.¹¹ Pectin with remarkable gelling properties can be obtained from fruits such as apple.⁴¹ Vegetables can also be used as a source to extract valuable materials, where tomato, carrots, onions, olive husk including skins and stones, red beet, and potato are especially relevant.⁴¹ Legumes such as vetch, lupins, cow pea, lentils, beans or chickpea can be also found.

Agricultural and forestry wastes are a source of biobased polymeric matrices and nanoparticles, giving water-soluble cellulosic derivatives such as carboxymethyl cellulose,⁶⁷ cellulose nanocrystals (CNCs) through acid-catalyzed hydrolysis,⁶⁸ or



cellulose nanofibres (CNFs) *via* mechanical destructuring processes.⁶⁹ Similarly, lignins⁷⁰ and lignin nanoparticles can be also extracted.⁷¹

Fungi are a source of γ -chitin (a mixture of antiparallel and parallel chains), which is found at the fungal cell wall to protect the contents of the cell, give rigidity and define the cellular structure.⁷² Chitin represents only 1–2% of the dry weight of yeast cell wall, while filamentous fungi contain up to 10–20% chitin.⁷³ Some classes of *Basidiomycetes*, *Ascomycetes* or *Zygomycetes* also contain chitosan. The absence of allergenic substances, the lower amount of inorganic materials, the simpler extraction process, and lower waste production make fungi a preferable source for chitin,⁴⁸ which has been already used to fabricate sustainable alternatives to synthetic leather.⁷⁴

2.3. Terrestrial animal origin

With an estimated global egg production of 90 million tons by 2030,⁷⁵ eggshell represents a classical example of terrestrial animal waste (with serious pathogen propagation risks) with parts still utilisable after disposal. Eggshell is a source of hydroxyapatite (HA) after calcination and subsequent reaction with salts such as $\text{Ca}_3(\text{PO}_4)_2$.^{76,77} Porcine or bovine bones also offer good access to HA. After residual protein removal *via* alkaline treatments and high-temperature calcination, yields of ~ 65 wt% are obtained.⁷⁸ Contrary to synthetic HA, bio-derived HA presents traces of Mg^{2+} , Na^+ , K^+ , Zn^{2+} , Sr^{2+} , Al^{3+} , Cl^- , F^- , CO_3^{2-} and SO_4^{2-} , which are beneficial for promoting cell proliferation functions.⁷⁹ Bovine bones can be used for mineralized collagen fibres ($\varnothing = 1 \mu\text{m}$) extraction.⁸⁰

The valorisation of feathers from chicken, goose, duck, and ostrich into β -keratin is being studied to reduce the annual 8.5 billion tons of feather-waste generated worldwide.⁸¹ This fibrous protein has a tensile strength of 60–250 MPa,^{82,83} comparable to polyamides. Therefore, feathers are applied for reinforcing polymers and obtaining light weight and biodegradable composites for semi-structural applications.^{84,85} Feathers are highly hydrophobic and thermally insulating thanks to their porous honeycomb architecture. Feathers are washed, sterilized and chopped/milled to facilitate their processing. Another organic waste composed of keratin (α -keratin) is pig bristle.⁸⁶ Bristles are a low-value biowaste with considerable processing issues given their resistance to chemical and enzymatic digestion.⁸⁷ Bristle-waste has potential as a sulphur and carbon source for photocatalytic materials.⁸⁸ Sheep wool is another illustrative example of keratinous organic waste. Wool is composed of α -keratin, which is further stabilized through hydrogen and hydrophobic interactions together with disulfide linkages. Consequently, it is highly resistant to biodegradation.⁸⁹ The good thermal and sound insulation properties of sheep wool (thermal conductivity of $0.037 \text{ W m}^{-1} \text{ K}^{-1}$ and a sound absorption coefficient of 0.77 at 60 mm) with low flammability makes this material useful for construction uses. It is also used for active air and water filtration given its effective binding to heavy metals.^{90–92}

The abundant nutrients in manure (phosphorus, nitrogen, potassium, sulphur)⁹³ make this biowaste a water and solid

contaminant when inappropriately managed. Therefore, it is necessary to provide efficient recycling or upcycling approaches to profit from the 73 million tons of manure produced each year in the United States alone.⁹⁴ Swine manure has potential for hydrochars *via* hydrothermal carbonization.⁹³ These carbon structures are used for energy storage or soil/water remediation purposes. The high cellulose content of (elephant) manure could be exploited to obtain nanocellulose through an energy-efficient approach profiting from the cellulose already attacked by animal acid and enzymes.⁹⁵

Similarly to aquatic arthropods, certain insects have exoskeletons composed of chirally arranged chitin fibers.⁹⁶ These sources are exploited to extract chitin nanofibres or chitin derivatives.⁹⁷ In addition to chitin and chitosan, several structural proteins such as collagen or silk can be obtained, whose properties notably depend on the amino acid blocks. Due to their similarities with the extracellular matrix and tailored mechanical properties, these materials are used for tissue engineering.⁹⁸

3. Processed feedstocks to biopolymers and polymeric biocomposites

The circular economy is emerging as a regenerative model that minimizes emissions, relies on renewable energy, and eliminates/reduces waste based on the design of closed-loop systems and the reuse of resources.⁹⁹ The implementation of circular economy practices in resource-consuming agricultural systems is essential for reducing the environmental ramifications of the currently linear systems. A key problem with the current linear approach for plastics is, in fact, that it leads to low resource efficiency and high material and economic value losses, with a continuous input of virgin materials derived from the Earth's finite resources, as reported for the case of PP and PET.^{100,101}

As the renewable segment of the circular economy, bioeconomy facilitates the production of renewable biological resources (*i.e.*, biomass) that transform into nutrients, bio-based products, and bioenergy. The use of traditional petroleum-based plastics is considered an important and emerging problem not only as a consequence of global pollution related to greenhouse gas (GHG) emissions dangerous for the environment, but also in relation to the use of important energy sources for the industrial/energy sector. Additionally, conventional plastics, when discarded in the environment, are believed to remain for hundreds of years.¹⁰² In this context, bioplastics and the revalorization of biowastes to produce green polymeric matrices are being proposed as safer alternatives to reduce the dependence on fossil resources.

Bioplastics are bio-based and/or biodegradable materials, typically derived from renewable sources. Food waste as feedstock symbolizes one of the new and contemporary applications in the research field of bioplastics production.¹⁰³ The



Food and Agriculture Organization (FAO) estimates that every year 1.3 billion tons of food is wasted globally from all stages of the food supply chain including post-production, handling/storage, manufacturing, wholesale/retail, and consumption. Food waste landfilling has negative aspects related to the increase of GHG emissions and groundwater contamination induced by the presence of large volume of wastes in the environment. Valorisation through the development of bioplastic systems offers the possibility to limit and reduce the disposal problem through renewable sustainable processes.¹⁰⁴

In the quest to achieve a circular bioeconomy, biowastes and bioresources as recycled streams and/or renewables are considered for their eco-friendly utilization along with strategies for recirculation and/or end-of-life disposal. Bioplastics obtained from biomass are characterized by interesting properties and as viable opportunities that can meet functions and the demand of product manufacturing.¹⁰⁵ Enormous quantities of biomass are generated from agro-industrial processes and consumption; consequently, due to the high carbon content of these wastes, global loss of food, as an example, generates 4.4 Gt of CO₂, which significantly contributes to global warming.¹⁰⁶

According to the estimations from Camia *et al.*,¹⁰⁷ 1466 Mt of dry matter of biomass are produced annually by the land-based sectors of the EU (agriculture 956 Mt and forestry 510 Mt). In agriculture, 46% of the production corresponds to residues out of which about one-fourth is collected. In the forestry sector, about two-thirds of the net annual increment of the forests are harvested as EU average, with marked differences among countries. The marine-based sectors (fisheries and aquaculture, algae) supply slightly less than 2 Mt of dry matter annually. In the case of food losses, in the EU around 88 million tonnes of food waste are produced annually with related costs estimated at 143 billion euros: the FAO's Food Loss Index (FLI) estimates that globally, around 14 percent of all food produced is lost from the post-harvest stage up to, but excluding, the retail stage.¹⁰⁸ In a recent contribution from Bedoic,¹⁰⁹ the authors gave an overview of the technical potential of agricultural co- and by-products generated from the top EU28 commodities in the agricultural value chain, showing that countries with less available land area, a noteworthy number of industrial zones and high population density were the biggest producers of agricultural wastes, co-products and by-products in the animal and vegetable sector (Belgium, France, Germany, Ireland and the Netherlands). On the other hand, South European countries, with lots of land area and mild weather conditions, were shown to be more dominant in the quantities of generated fruit wastes. The overall biomass flows, represented using Sankey diagrams, show that more than 60% is used in the feed and food sector, followed by bioenergy (19.1%) and biomaterials (18.8%).

Often food loss and waste can be utilized, for instance, as nutrients for livestock; however, the associated economic and environmental costs remain as important barriers for such use, for example, considering feed quality control, stream management, and others. The transformation into "green"

materials is an emerging possibility that uses residual biomass and streams in the food supply chain. To date, several biowastes have been utilized as natural raw sources for the realization of bioplastics, mostly including fruit and vegetable wastes. The conversion of biowastes into biobased polymeric matrices can occur through some processes.¹⁰²

Agri-food biowaste reuse and by-products also show great potentialities in the construction industry. Life cycle methodologies underpin circular economy strategies but also highlight some weaknesses,¹¹⁰ which can be overcome through the proper use of multi-criteria approaches. Recent studies, in fact, have demonstrated that multi-criteria approaches are useful and effective decision-aiding support tools to assess the potential of new sustainable construction materials.¹¹¹

3.1. Biowaste sources as a matrix for biopolymers

In this section, an overview about the revalorization of biowaste as a natural source for the development of biopolymers is provided. As introduced in the previous paragraphs, biopolymers can be economically obtained from natural sources by considering specific pre-treatments and technologies adapted to the selected biomass.¹¹² Accordingly, a review of bioplastics' production methodology should be done to definitively give an idea of the complexity and sustainability of the specific routes for selected biowastes. Low-value or underutilized biomass, biocolloids, water-soluble biopolymers, polymerisable monomers, and nutrients can be also introduced as feasible building blocks for biotechnological conversion into bioplastics (Fig. 4).¹⁰³ They can be incorporated into multifunctional packaging, biomedical devices, sensors, actuators, and energy conversion and storage devices,¹¹³ contributing to the valorisation efforts within the future circular bioeconomy. Specific strategies need, however, to be introduced to effectively synthesize, deconstruct and reassemble or engineer biowaste-derived monomeric, polymeric, and colloidal building blocks.¹¹⁴ On the other hand, current inefficiencies in waste processing, and lack of current waste standardization for quality and composition, represent obstacles to finding practical uses in advanced materials. All the collected wastes (agricultural residues, animal sources)¹¹⁵ use chemical and enzymatic routes for their treatments, whose parameters should be necessarily tuned according to the specificity of the biowaste.¹¹²

It needs to be underlined that, before any conversion, the quality of the collected bio-waste needs to be upgraded by removing foreign bodies or even specific categories of food waste, or by adding bio-waste from other, more specialized, sources (e.g. bakery residues) to produce compostable bioplastics through an optimal synthesis process.¹¹⁶

Collecting and sorting from the source of waste generation can effectively reduce the cost of the subsequent steps to offer a strategic means for maximizing yield and profit, to reduce environmental burden, and to improve the reuse efficiency of material.¹⁰⁴ However, plastic contamination, other physical (particulate) contaminants, and heavy metals that represent the main problems when food wastes are considered for



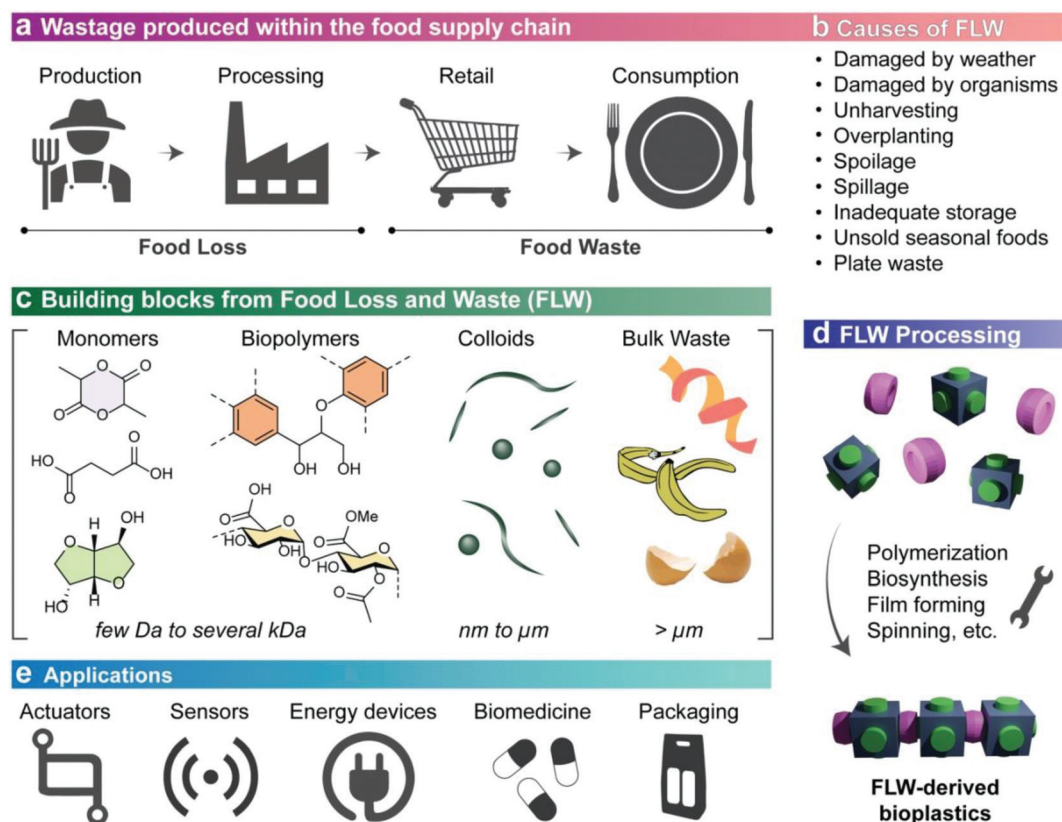


Fig. 4 Illustrative landscape covering the utilization of food losses and waste (FLW) to produce bioplastics aimed to fulfil advanced applications. Reproduced from ref. 103 with permission from Wiley, copyright 2021.

energy (feedstock to methane),¹¹⁷ composting, or soil amendment, are still a serious problem to be mitigated when wastes are converted to biocomposites, so essential manual screening (de-packaging, picking) and energy-costly decontamination procedures need to be put in place. It should also be taken into account that suitable pre-treatment methods that may improve the conversion of substrates, such as physical (e.g., mechanical and thermal), chemical (alkaline treatments), and biological (bacterial and fungal) ones,¹¹⁸ should always be considered and adapted to the specific biomass: in the case of lignocellulosic, chemical delignification, steam explosion, organic/water solvent mixtures, ionic liquids, solid-state fermentation are the main adopted and preferred routes,¹¹⁹ while food waste pre-treatment is achieved by means of chemical and biological procedures.¹¹⁴ In this context, Fig. 5 shows generic strategies to be adopted for conversion of biowaste to bioplastics.

Other useful bio-sources are represented by vegetable oils, collected from oil industries, rich in triglycerides, such as sunflower, corn, soybean, castor, safflower, jojoba, rapeseed, linseed, fish oil and meadow foam, that can also synergistically act as potential monomeric units in the presence of suitable catalysts and co-monomers to improve the quality of the transformed biowastes.¹²¹ In the framework of starch-based polymeric products, it is clear that the use of wheat flours to

realize biobased plastics is also considered an energetically and economically cheap alternative to purified starch.¹²² With this aim, Dominici and co-authors proposed the plasticization of wheat flour to realize thermoplastic systems.¹²³ In this work, the effect of different bran content (refined flour with negligible bran fibre content, whole grain flour (20 wt% bran), higher bran amount (50 wt%)) on the overall thermomechanical behaviour of plasticized wheat flours was investigated. The results evidenced that, within the framework of different prospective EoL solutions, obtained thermoplastic-based systems disintegrated in accelerated composting conditions within 21 days. The germination test determined on compost extract taken 40 and 60 days after the incubation show an absence of any phytotoxic event. The results confirmed an efficient and eco-suitable use of the proposed material.¹²³

To name and report a few of the overall modifications for biowaste to biopolymers reported in the literature, marine waste is of special interest. Almanza and co-authors proposed different deacetylation percentages of chitosan available in sand crab carapace:¹²⁴ separate treatments were applied to the carapace, and the results in terms of ash, humidity and insoluble matter percentage confirmed the quality of chitosan for potential biomedical applications.¹²⁴ Furthermore, marine-derived biowaste was valorised to develop chitin/fish gelatin porous materials used as bioactive carriers and moisture sca-





Fig. 5 Bioplastic production from renewable biowaste. Reproduced from ref. 120 with permission from Applied Biotechnology Research Center, Baqiyatallah University of Medical Sciences (BMSU), copyright 2021.

vengers. Chitin was extracted from squid pens, an abundant and available biowaste from the fishery industry:¹²⁵ in this case, demineralization and discoloration processes, required when crustacean shells are used, bring economic and environmental benefits. After extraction, chitin was employed as a reinforcing agent in porous gelatin: the results confirmed that the incorporation of chitin influenced the moisture and swelling behaviour of gelatin samples by inducing a more defined porosity, useful for bioactive delivery of drugs.

Lignocellulosic wastes have been also reviewed as suitable wastes for bioplastic production (Fig. 6). Raj *et al.*¹²⁶ demonstrated that renewable monomeric chemicals produced from lignocellulosic biomass can be converted into biodegradable and recyclable plastics, and these methods have the distinct advantage of selectively fractionating a specific portion for use in value-added applications. However, the structural variability, heterogeneity, and complexity of this biowaste are significant critical aspects that require technological advancements in commercial research and development. This issue may be remediated by developing strategies to enhance substrate conversion efficiency, which would greatly improve commercial viability.

In summarizing and trying to give an overall critical fingerprint to the processing of accumulated biowastes, it has to be recognized that biopolymer production is, indeed, valuable from an industrial point of view; in addition to reducing greenhouse gas emissions, products from food wastes also compensate for the production cost of biopolymers, owing to the fractional raw material costs incurred compared with fresh raw material. In recent years, different techno-economic assessment studies have been performed, by using LCA procedures, to investigate the advantages of waste-to-high-value product conversion in a biorefinery concept. In general, for biorefineries and bio-based products to be commercially viable, several factors need to work together. This includes increasing the yield and decreasing the cost of biomass production, and developing efficient technologies that can utilize the biomass to produce various products.¹²⁷

These biopolymers have major applications in industries such as biomedical fields, food industries, electrical and electronic products, agricultural products, automation products, cosmetics preparation, wastewater treatments, biocatalysts casings, and the entertainment industry.¹¹⁴ Therefore, future researchers are advised to explore more the scalability of these



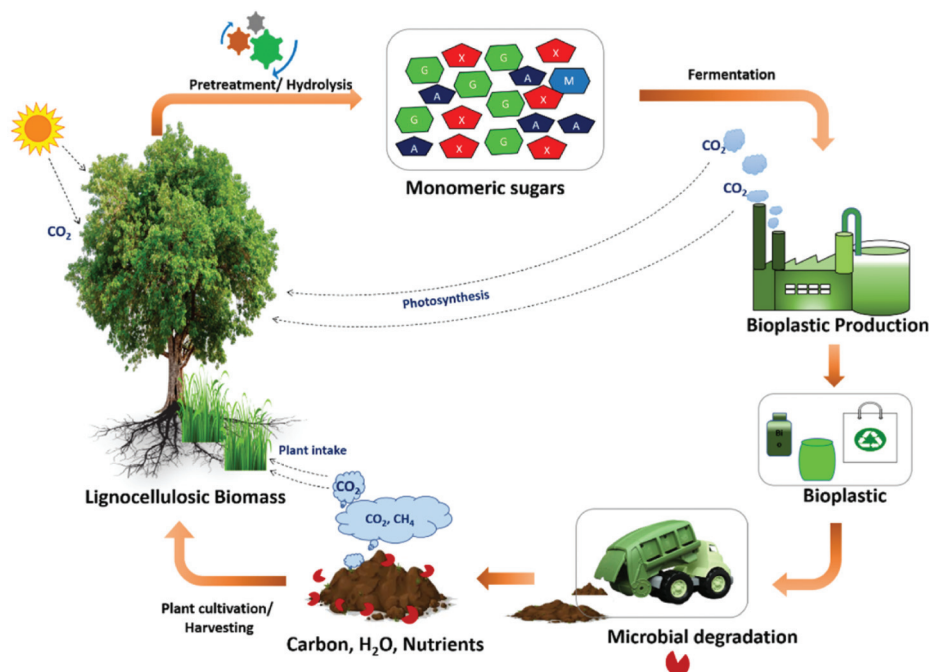


Fig. 6 Closed loop biorefinery approach for bioplastic production from lignocellulosic wastes. Reproduced from ref. 126 with permission from Elsevier, copyright 2022.

lab-scale processes to pilot plant and industrial scales, investigate process modelling aspects, and develop experiments employing green techniques and green solvents.

3.2 Biopolymeric composites from biowaste-derived matrices

The continuous research of new functional materials combining both advanced properties and increased environmental and cost sustainability has dramatically increased in the last decades. Instead of searching for new solutions, composites (formed by a combination of well-developed materials) are the subject of different studies due to their capability of merging the advantages of their components.¹²⁸ A variety of biopolymers, reported to be used as matrices derived from biowastes, suffer in general from a lack in intrinsic properties (*i.e.*, mechanical, thermal, optical properties and so on). So, in order to improve the properties of these biopolymeric matrices and maintain a fully green approach, either organic or biologically synthesized fillers derived from different wastes can be used.

From a different perspective, the same biowaste can be also considered for biopolymer precursor and for polymer composite production. This is the case for spent coffee grounds, rich in carbohydrates, lipids, proteins, and minerals. It has been shown that carbohydrates (polysaccharides) can be extracted and fermented to produce lactic acid, succinic acid, or polyhydroxyalkanoate (PHA) and, in parallel, it is possible to successfully use it as a filler for composite production using the same matrix (or different biobased polymers).¹²⁹ Biopolymeric composite performance is also undoubtedly correlated to compositions and phase morphologies, which need to be optimized

by using compatibilisation methods or a nanocomposite approach.¹³⁰ Naturally derived materials with hierarchical organization are also attractive candidates for high-performance and functional bionanocomposites because of their renewability, biocompatibility, biodegradability, flexibility, and availability of multiple reactive sites for introducing novel functionalities. Complementary to these inherent properties, the synergistic combination of biological and synthetic components can substantially enhance the structural performance and facilitate added functionalities of these bio-enabled materials.¹³¹

From this viewpoint, the development of biodegradable nanocomposite systems by incorporating, into gelatin biopolymer, silver nanoparticles biologically synthesized using industrial food waste was proposed (Fig. 7, Panel A), namely using cassava tuber peels.¹³² It was demonstrated that AgNPs enhanced the UV-shield capability of nanocomposite films, preventing lipid oxidation and showing significant antimicrobial activity, with an excellent notable increase in the shelf life of sapodilla fruits (Fig. 7, Panel B), confirming that the gelatin-AgNPs nanocomposite films are ideal for the food packaging industry. Ideally, any research must prioritize the development of useful products for society, and biocomposites made from waste fillers are no exception. In the current scenario, the advancement of waste-based biocomposite manufacturing technology will result in a rise in its applications.¹³³ Nanotechnology is the key able to open new windows of innovation, and its combination with the “green-based” ideology has resulted in invaluable opportunities. Moreover, the use of bionanocomposites has acquired substantial interest due to




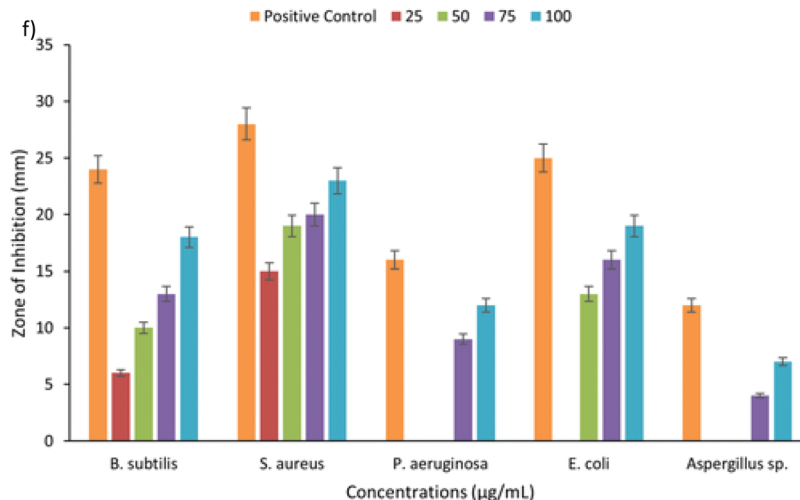
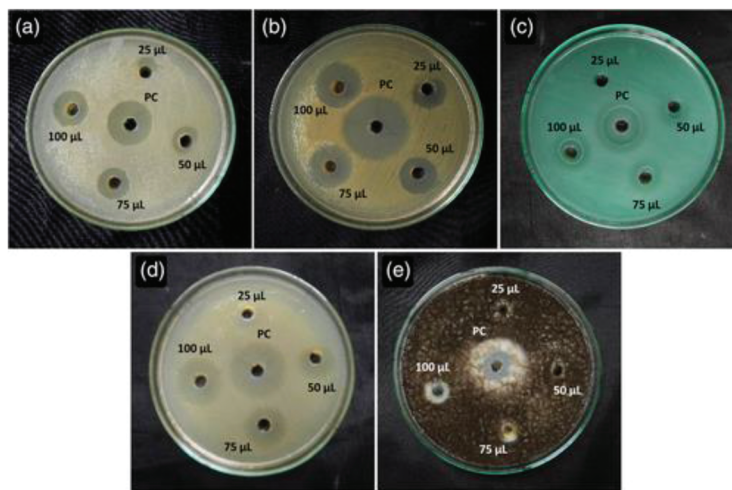
Panel A: TEM images***Panel B: Antimicrobial activities***

Fig. 7 Panel A: Characterization of AgNPs. (a and b) HR-TEM images. Panel B: Antimicrobial activity of AgNPs. (a) *B. subtilis*, (b) *S. aureus*, (c) *P. aeruginosa*, (d) *E. coli*, (e) *Aspergillus sp.*, and PC, positive control and (f) Zone of inhibition (ZOI). Reproduced from ref. 132 with permission from Hindawi, copyright 2021.

their cost-effectiveness and high selectivity. However, with the current improvements in nanotechnology, there is a crucial need to assess its impact on the ecosystem and human health. In the following section 4, the integration of nanotechnology with naturally derived products to outline the tremendous contribution of nanobased bioproducts will be described.

4. Biowaste feedstocks for nanofillers

Nanoparticles' synthesis includes several inputs, such as highly sophisticated instruments and considerable amounts of energy, most of which include drastic conditions, such as elevated temperature, voltage, *etc.* If we incorporate green chem-



istry procedures and biobased materials into the synthesis of nanoparticles, the problems that can cause damage to the environment could be invalidated, and non-toxicity, easy reproducibility and cost effectiveness could be achieved.¹³⁴ Towards the future of green, sustainable and renewable products, interest in the idea of using different bio-wastes in the coming decades has increased.¹³⁵ Biowaste and nanoparticle synthesis sounds like an improbable recipe, but recent investigations in the literature have shown that naturally occurring biomolecules present in waste have the potential to create nanoparticles with unique medicinal and pharmaceutical properties, linked to the possibility of collecting materials having diverse shapes and sizes (Fig. 8).¹³⁶ Nature acts like a large “bio-laboratory” comprising biomolecules that can play a dynamic role in the formation of nanoparticles, thereby acting as a driving force for the design of greener, safe and environmentally benign protocols for the synthesis of NPs.³¹

Biowaste contains beneficial biomolecules and compounds that can play actively in reducing precursor metal ions in aqueous solutions, as modelling agents for particle growth in particular orientations, or as capping agents to prevent nano-

particle agglomeration.^{137,138} Bio-wastes are definitely an extraordinary source of chemical richness whose valorisation is not only feasible and crucial to preserve life on our planet, but which also drives the creation of business, new technologies, livelihoods, and jobs.¹³⁹ The abundance and diversity of agrowastes can successfully be exploited on wider scale for green synthesis of different nanoparticles; this approach is cost-effective and may also create some other useful products by nanotechnology. Utilization of agrowaste is of huge advantage, since it is the most efficient waste management process that constitutes high-value product formation from low-cost materials.¹⁴⁰

As in the case of nanocarbons, hybrids, and nanocomposites, that are excellent materials for their versatility and potential use in the fabrication of a variety of high-value devices, biodegradable wastes that have high C-content represent an increasingly popular source for the preparation of such nanosized architectures.¹⁴¹ The literature reported that biowastes have variable mean C content: nearly 35% for cereal straws, sugarcane bagasse, pitch, lower for seaweed (16%) and approximately 50 wt% for fruit shells.¹⁴² A comprehensive study on various bio-based sources for conductive carbon has

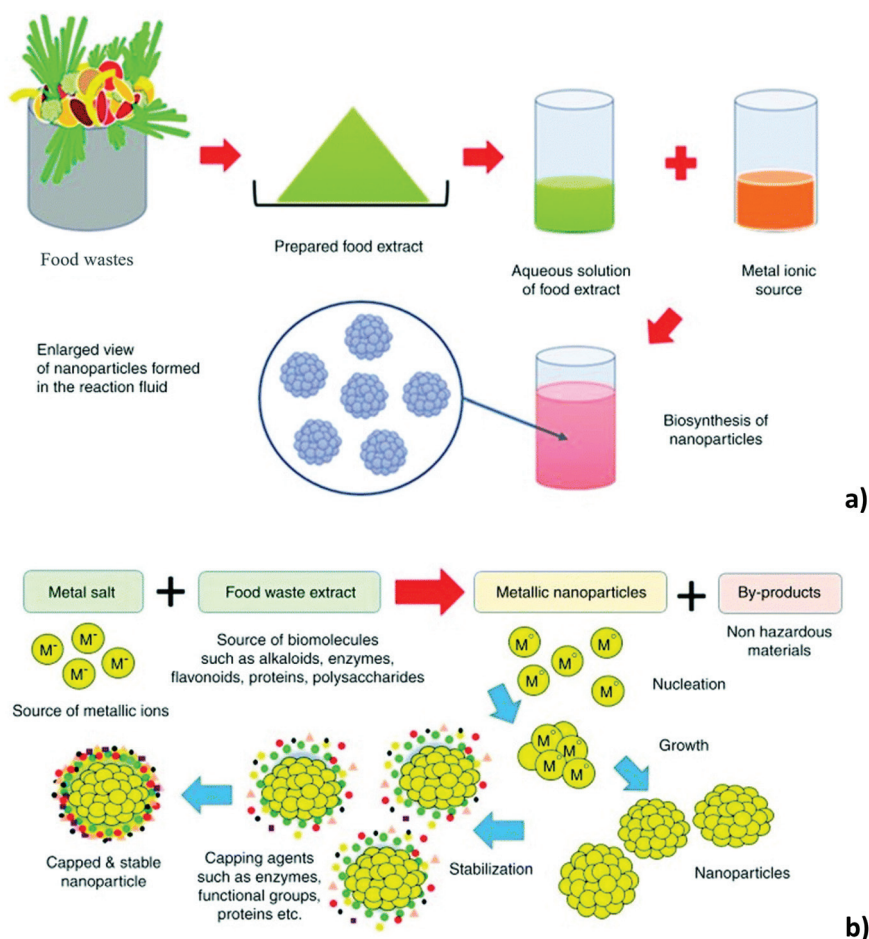


Fig. 8 Schematic representation of the biogenic synthesis of nanoparticles using food waste extracts (a) and schematic diagram of the mechanism behind the biogenic synthesis of metallic nanoparticles, with food waste biomolecules acting as natural surfactants (capping agents) (b). Reproduced from ref. 148 with permission from Elsevier, copyright 2018.



been recently made by Zia *et al.*,¹⁴³ including agricultural crops, energy crops, crop residue, forest, forestry residue, aquatic crops, municipal waste and industrial waste, confirming the high potential application of these materials in sectors for energy storage and harvesting. Elemental composition in terms of nitrogen content also confirmed values of 1–5% in agricultural¹⁴⁴ and food wastes.¹⁴⁵

It has also been demonstrated that green mode-based synthesized nanoparticles exert antibacterial, antioxidant, and anti-fungal activity against a plethora of pathogens for food packaging purposes, facilitating a simple, alternative, interactive and reliable technology with positive feedback for the food industries and packaging markets.¹⁴⁶ Even though research on bio-inspired nanomaterials is actually at a really early stage, there is however a niche of opportunity for it to be scaled at industrial levels, although the difficulty in reproducing them should necessarily consider the environmental factors affecting and altering the main specific properties of biobased wastes.¹⁴⁷

Additionally, the lack of clear design guidelines for biosynthesis, the requirement for extensive fundamental research and coordination between the industrial and research communities, the lack of toxicity analysis protocols, higher regulatory barriers compared with nanoparticles synthesized *via* conven-

tional approaches, and unclear end-market demands are the other challenges that must be addressed in the future to utilize biosynthesis as a potential synthesis approach for large-scale nanoparticle production.¹⁴⁹ In the following paragraphs, the synthesis of different nanoparticles from biowaste feed-stock is reviewed, taking into consideration the technical difficulties and overall advantages of using this kind of material as a precursor of nanosized fillers.

4.1 Biowaste for the synthesis of metal and metal oxide nanoparticles

The use of waste extracts for metal (and metal-based) hybrid nanoparticle synthesis is currently a brand of new research focus that has gained wide acceptance (see Fig. 9 and Table 2).^{150–152}

Recent review reports suggest that different plant biowastes such as banana, kiwi, orange, lemon, pomegranate, mango peels, eggshell membrane, rice husk, and wheat straw can be utilized for generation of metal NPs.¹⁵⁴ Fruit peels contain abundant bioactive compounds including phenols, flavonoids, tannins, carotenoids, anthocyanins and essential oils, with substantial health benefits, anti-bacterial and antioxidant properties, generally discarded as by-products or waste by the fruit processing industry. NPs synthesized using bioactive com-

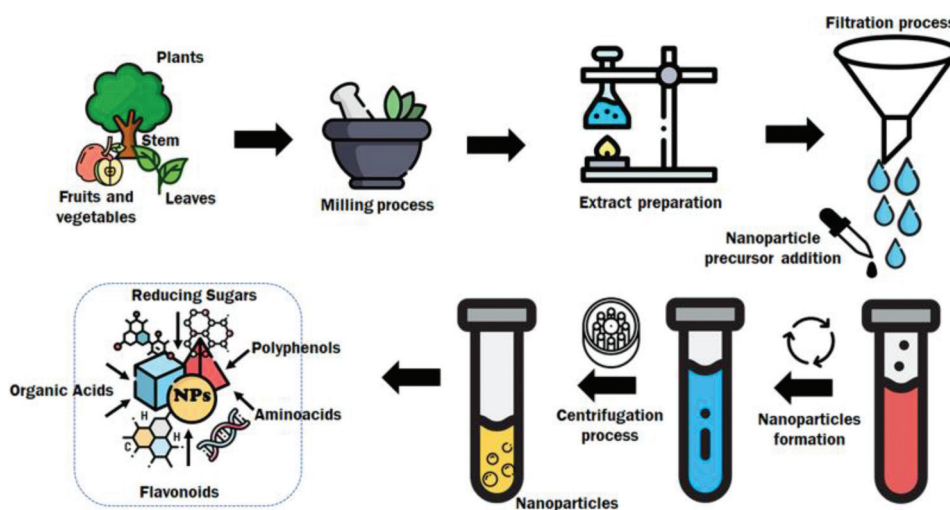


Fig. 9 Schematic procedure for the biosynthesis of metal nanoparticles. Reproduced from ref. 153 with permission from Elsevier, copyright 2021.

Table 2 Valorisation of different organic wastes to metal and metal oxide nanoparticles

Biowaste	Metal/metal oxide nanoparticles	Special features/applications	Ref.
Chitin/chitosan	Bi, Zr, Au; Ag, Pd; CuO	Anti-pathogenic/plant growth – Agrochemicals; antibacterial/filters; drug delivery/phototherapy, catalysis; antibacterial/antioxidant	166–170 and 171
Agarose Carrageenan	Ag, Au; CeO	Bacterial infections/non-spherical nanoparticles; regenerative medicine,	172–176
Collagen	ZnO	Antimicrobial/anticancer	177
Cellulose, hemicelluloses and lignin	Me and MeO (Me = Zn, Ti, Fe, Au, Pt, Pd)	UV protection, wastewater treatment, catalysis	178–180
Keratin	Au, Pt, Ag, Co, Pd	Catalysis, dye degradation, electro- and photocatalytic reactions, biosensing, imaging	181
Silk	Au	Diagnostics and bioimaging	182 and 183



pounds from fruit peel have futuristic applications for an unrealized market potential for nutraceutical and pharmaceutical delivery.¹⁵⁵ Numerous studies have been conducted on the biosynthesis of metallic NPs such as silver, gold, iron, copper, palladium and titanium using fruit peel extract. AgNPs have been synthesized by starting from aqueous extract of cassava¹³² or onion peels.¹⁵⁶ Various biogenic molecules present in plant materials, such as in leaves, roots, flowers and fruit, have been also utilized for the synthesis of NPs.¹⁵⁷ Recently, conifer extracts have been found to be effective in the synthesis of metallic nanoparticles through a highly regulated process.¹⁵⁸

In most cases, extracts from these wastes are used as reducing and stabilizing agents, with diverse activities ranging from antimicrobial, antioxidant, and catalytic to cytotoxicity against cancer cells. Generally, the extracts containing active biomolecules that catalyze the formation of nanoparticles can be obtained through a simple procedure of hot water extraction of dried and ground agro-waste materials. Metallic nanoparticles from those biowastes can also be considered as effective and environmentally friendly supports for heterogeneous catalysis, and may be the future alternative method for clean manufacturing technology.¹⁵⁹

Another potential point in green synthesis is the possibility of infinite combinations of extracts to manipulate the structure and morphology to prepare metal oxide nanoparticles.¹⁶⁰ Like metals, metal oxides have been widely synthesized *via* plant extracts and their synthesis is easier compared with metal nanoparticles, as the biomolecules in the extract can act as an oxygen donor, along with their capping, stabilizing, and metal-reducing properties,^{161–163} controlling particle shape and size in the synthesized material, since the phytochemical composition and selected plant part can influence the efficiency of the extract in forming the desired nanoparticles. Morphological properties of the nanoparticles are also influenced by several aspects, such as the pH, synthesis temperature, extract concentration and volume. The review by Akintelu *et al.* showed, as an example, how the type of extract used in the synthesis, as well as its concentration, influenced the synthesis of copper oxide, obtaining different moulds and applications.¹⁶⁴ Analogously, Devatha *et al.* found that the greater the availability of these phytochemicals present in the medium, the faster the nanoparticle formation rate.¹⁶⁵

Another opportunity in the synthesis of metal and metal oxide NPs is given by biobased industrial co-products, such as lignin and cellulose from agricultural by-products: the combination of organic nanoparticles, such as the ones derived from biomass feedstock, to realize nanohybrids may be a suitable strategy to obtain new interesting materials which show the advantages of the distinct components, as widely reported in the literature.^{184,185}

Amino, carboxyl, carbonyl and aldehyde functional groups available from animal waste act as reducing agents for the synthesis of metal oxide nanoparticles. As an example, noble metal nanomaterials (Ag, Au) NPs and metal oxide nanomaterials, such as ZnO, Co₃O₄, PbO, Mn₃O₄, TiO₂, have been

successfully synthesized using egg shell membrane (ESM) as a template, which made the synthesis facile and under control.¹⁸⁶

Limits of the presented approach are related to the need to explore commercial, economic and eco-friendly methodologies. Moreover, reproducibility of NPs in a high amount also poses a challenge in the green synthesis of metal and metal oxide nanoparticles. Substantial variation in the composition of extracts, variability in size and shape due to the interaction with metal ions, reaction time or temperature, and the variability of biowaste properties according to seasonality is information that must be considered essential for the reproducibility of the process and to understand the mechanisms culminating in the formation of metal-based NPs. Furthermore, there is a need to identify the biomolecules responsible for the synthesis of metallic nanoparticles, and to develop a single-step method to surpass the above-discussed challenges and pave the way for new opportunities for green chemistry to create eco-friendly metallic nanoparticles.

4.2 Biowaste for the synthesis of (bio)polymeric nanoparticles

Biopolymeric nanoparticles offer numerous advantages, which consist of easy preparation from well-studied biodegradable polymers and great stability in biological fluids and during storage.¹⁸⁷ In the present analysis, the case of nanoparticles' synthesis by raw natural biopolymers is not considered, while attention is given to biopolymeric sources from waste materials: potato bio-products, fish scale, and shrimp waste are natural sources for some useful biopolymers, such as starch, chitin, collagen, that can be employed for synthesizing nanoparticles of the same nature.¹⁸⁸ Examples are represented by the work of Hasanin *et al.*,¹⁸⁸ where the authors considered the extraction of starch nanoparticles (StNPs) from zero-value waste (potato peel waste) *via* simple alkali extraction followed by ultrasonic treatment; alternative and diverse sources are also represented by exudates or extracts from seeds, mucilages, fruits, peels, bark, or even leaves. Balde *et al.*¹⁸⁹ considered the preparation of chitosan nanoparticles (CSNPs) loaded with diclofenac, with chitosan extracted and purified from *Carinosquilla multicaudata* shells, confirming that marine scrap can be used economically for the synthesis of specific drug-incorporated nanoparticles to cure various anti-inflammatory diseases. The same approach has been adopted for the extraction of keratin nanoparticles from poultry waste at various temperatures,^{190–192} and nanoparticles based on albumin and gelatin:¹⁸⁷ among the colloidal systems, those based on proteins are very favourable, since they are biodegradable and non-toxic; they have superior strength *in vivo* and during storage, are rather easy to formulate, and their production can be scaled up.¹⁹³ In addition, the protein-based nanoparticles offer several possibilities for surface modification and covalent drug functionalization.

Collagen is another biomaterial valuable for its excellent biocompatibility, biodegradation and availability.¹⁹⁴ Additionally, it is easily modifiable, opening the way to a



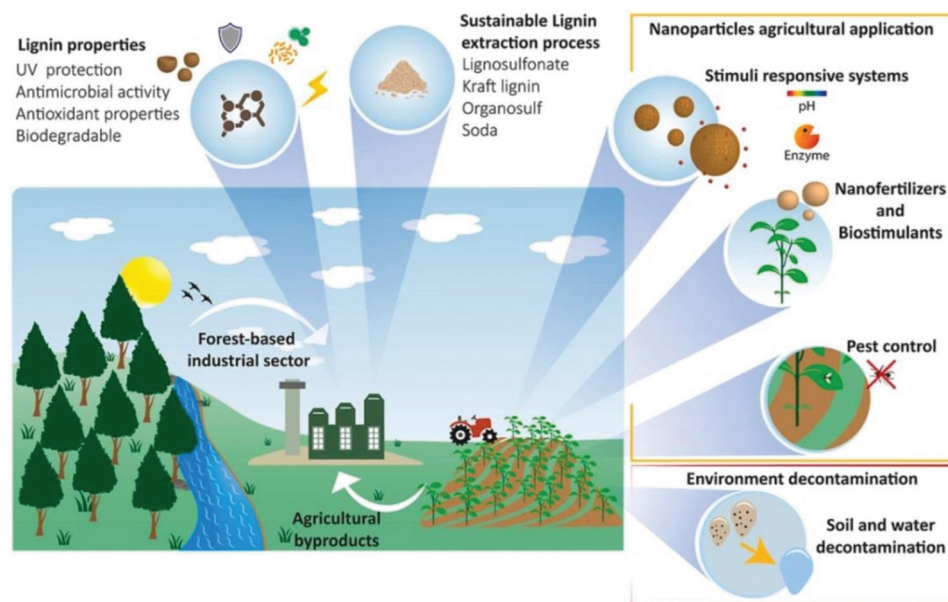


Fig. 10 Lignin nanoparticles properties, sustainable extraction processes from forest and agricultural by-products and their agricultural applications. Reproduced from ref. 196 with permission from Elsevier, copyright 2022.

number of applications in nanoparticle fabrication.¹⁹⁵ Those modifications include adding other proteins, such as elastin, fibronectin and glycosaminoglycans, with the main aim of improving its physicochemical and biological properties as well as to regulate biodegradability. Biodegradable collagen-based nanoparticles are thermally stable, sterilisable and allow improved uptake of drug molecules into cells.

A number of publications are available on the extraction of lignin and cellulose nanoparticles from agricultural and forestry biowastes, reviewed in very recent papers as summarized in Fig. 10.^{36,196} In both cases, to reach large-scale production implementation, technological constraints and economic concerns must be solved. Thus, the development of high-value-added lignin and cellulose-based materials can not only conserve energy, but can also address several persistent ecological issues while also supporting economic development.

4.3 Biowaste for the synthesis of carbonaceous nanoparticles

Biomass waste is a widespread natural carbon source which mainly contains cellulose, hemicellulose, lignin, chitin, ash, and proteins, and thus it is particularly suitable to be used as precursor to prepare high-value carbon-based materials stimulating a sustainable approach (Fig. 11).^{197–200}

Plant-derived precursors can yield carbon nanomaterials of similar, and sometime even better, quality than one would normally get starting with fossil-fuel materials and petroleum.²⁰² Most studies employed a hydrothermal carbonization process, which requires catalysts and high temperatures and pressures, *i.e.* subcritical conditions, at 80–260 °C in a closed system and 20–100 bar.²⁰³ Therefore, a sustainable green approach to synthesize carbonaceous nano/microstruc-

tures from biomass in a single-step process under ambient conditions would be of great interest.

One of the suitable routes to convert biomass into amorphous carbon is through pyrolysis or combustion;²⁰⁴ amorphous carbon is then further converted into carbon nanomaterials by means of catalytic graphitization, mechanical activation or chemical activation. Carbonaceous nanoparticles can also be obtained from biomass through a solid-vapour-solid process in which hydrocarbons and their derivatives are the precursors.²⁰⁵ Activated carbon-based nanoparticles (ACNPs) are also emerging as effective antimicrobial agents due to their anti-microbial properties; the development of activated carbon nanoparticles, especially from biowaste-derived carbon precursors, is a recent forthcoming technology which is easy available, economically viable, low cost and characterized by easy methods of production.²⁰² The ever-increasing demand for green and clean energy has also moved research activities towards the development of cheap and efficient electrode materials for supercapacitors.^{206,207} Quite recently,²⁰¹ a review on the subject underlined how sustainable carbon materials exhibit a potential advancement in various applications, focusing on diverse sustainable strategies. Composition complexity and batch stability of the carbon source are significant for the practical application of sustainable carbon materials (Table 3). Therefore, special attention should be paid to the production of sustainable carbon from industrial by-products. However, it is necessary to expand the production scale of emerging sustainable carbon materials from the laboratory stage to a practical industrial level, and further investigation and development of facile and greener manufacturing processes to obtain low-cost and environmentally friendly carbon materials are also urgently required.






Fig. 11 Scanning electron microscopy (SEM) images of carbon materials obtained from various biomass precursors with different morphologies and structures. (a) Cassava-starch-derived carbon particles. (b) Glucose-derived hydrothermal carbons. (c) Lotus pollen grains-derived NiO/C composite microsphere. (d) Wheat-starch-derived nanoporous reticular aerogels. (e) Ramie-derived carbon fibres. (f) Cellulose-derived nanoribbons; (g) D-fructose-derived carbons with flower-like structure. (h) Corn-husk-derived nanoporous foamy aerogels. (i) Gelatin-derived plate-like carbon cryogel. Reproduced from ref. 200 with permission from Wiley, copyright 2021.

Table 3 Valorisation of different organic wastes to carbon based nanoparticles

Biowaste	Routes/carbon	Application	Ref.
Chitin/chitosan	Dots	Bioimaging, wastewater treatment, cellular imaging and drug delivery, electrocatalysis and photocatalysis	208–211
Agarose Carrageenan	Dots	Environmental remediation, sensors, antitumoral/antiviral	212–215
Collagen	Sponges/dots	Battery electrodes, supercapacitors	216–218
Cellulose, lignin	Nanofibers, nanosheets, spheres	Battery electrodes, supercapacitors	219–222
Keratin	Dots	Heavy metal detection, supercapacitors	223 and 224
Silk	Membranes	Biological electronic devices for cell manipulation, cell culture, and cellular metabolism	225

4.4 (Bio)(nano) fillers in polymers, metals and ceramic-based matrices

Naturally sourced particulates (agro-waste) has been discovered to be a very good reinforcement constituent, owing to the availability and immensely low cost of acquiring the recommended agricultural waste. So, many researchers have worked extensively on several natural wastes from agriculture, and have found them to rich in useful elemental oxides that are present in their ash content.^{226,227} The advent of the importance of agricultural waste in particulate form as a reinforcement for metallic matrix composites (MMCs) is not just of added advantage to our manufacturing industries because of its availability and low cost, but it also reduces the rate of environmental pollution, by converting such waste from agro-processes into useful raw materials for engineering purposes.¹¹³ The addition

of agro waste ash as reinforcement in MMCs, indeed, improves specific strength, yield strength and ultimate tensile strength, and hardness, with satisfactory levels of corrosion resistance. In their review, Baharami *et al.*²²⁷ thoroughly investigated how composite performance strongly depends not only on its origin, chemical composition, and morphology, but also on the choice of processing route (chemical or mechanical). Although agricultural waste materials cannot be used in their original form in MMCs, choosing the most efficient procedure can yield ceramic phases with unique and valuable structures.

The same approach and considerations can be extended to the preparation of ceramic matrix composites (CMCs). In this sense, the feasibility of utilizing bio-waste as a potential filler material for cement was also considered: different amounts of eggshell powder (0, 5%, 10% and 15% by weight) were adopted to replace cement, and the authors found that



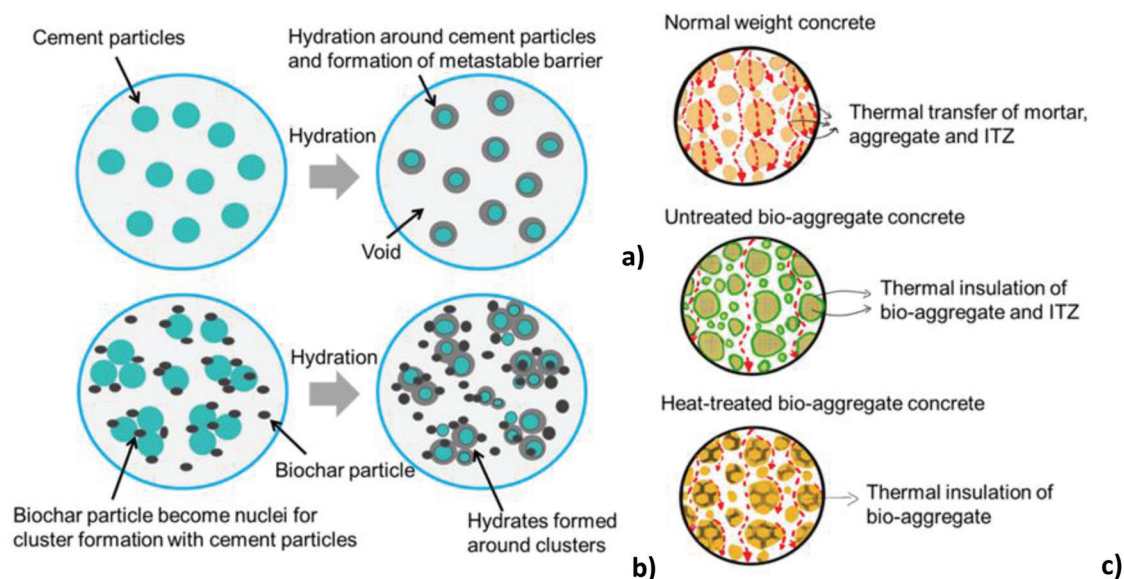


Fig. 12 Schematics showing hydration product formation in (a) cement-only system and (b) system containing cement and biochar. (c) Thermal insulation mechanism of bio-based concrete (ITZ = interfacial transition zone). Reproduced from ref. 229 with permission from MDPI, copyright 2021.

calcium carbonate in the biowaste can react with the aluminium phase in the cement to produce monocarboaluminate; they also concluded that the replacement level of 5% provides the best performance and reduces environmental pollution.^{228,229} Biowaste can also be thermally converted into char by pyrolysis treatment and subsequently introduced into cementitious matrix-forming cement-based composites (Fig. 12).

According to Gupta *et al.*,²³⁰ after adding biochar to a cementitious mixture, micropores and voids between the cement and sand grains are filled; due to the presence of hydroxyl functional groups, biochar attracts cement particles and forms a cluster around them. Clustering results in nucleation, which improves hydration by attracting more biochar particles. This causes hydration products to precipitate on the surfaces of the biochar clusters. As a result, biochar evolves into an active filler material that increases densification in the cementitious matrix. Highly porous biochars in the concrete act also as thermal insulators, preventing heat transfer within the matrix. Heat transfer in reference mortar occurs through the matrix, the aggregate, and the interfacial zone, while heat transfer in normal biochar-added concrete occurs only through the matrix. The absence of thermally insulating material (*i.e.*, biochar) in a reference concrete caused direct heat transfer within the matrix, resulting in increased thermal conductivity.

The analysis of the mechanical properties of these materials also evidenced that, as an example, chitosan-derived char-containing composites showed an incipient fracture toughness capability, very appealing for possible structural applications.^{231,232} The possibility of improving the mechanical performance of cement and concrete (in particular the frac-

ture toughness) by means of nanoscopic and/or microscopic fillers is an interesting research field with promising application in the creation of earthquake-resistant and monitoring-enabling cementitious materials.

Among the different types of fillers, carbonaceous ones are certainly widely investigated, due to the possibility of introducing novel advanced properties. Moreover, the introduction into cement of bio-based renewable materials and/or natural fibres derived from animal, vegetal and mineral sources attests itself as a real sustainable alternative choice encouraged by the building construction industry.²³² Another possibility of biowaste reuse in the field of ceramic (and glass-based) materials is linked to the mineral content of organic waste that, although it actually varies widely depending on the type of plant, also provides the ability to batch a variety of glass and glass-ceramic compositions, allowing significant flexibility in producing these engineered materials.²³³

5. Biodegradability issues

Nowadays, with the help of research and technological advancements, waste can be converted into valuable products which will not only give results in terms of environmental sustainability, but also enhance the economy. The transformation of waste to wealth comprises reuse and recycling of resources, helping to limit the lack in resource supply homogeneity, cost of discarding waste, and environmental load, and resulting in sustainable exploitation of feedstock.²³⁴ Although they are environmentally friendly, the process of production is sometimes complex, reducing its economic feasibility. This problem can be resolved to a great extent by using organic wastes of bio-



logical origin as raw material for the production of bioplastics that have different possibilities for biodegradation.²³⁵ Despite earlier hopes, biodegradation is non-trivial, as the rate of biodegradation is highly dependent on a polymer's chemical structure, an easy destructuring or depolymerizing procedure, stabilizing additives, and surrounding environment.

If we limit the biodegradability issue to the converted biowaste and not to the biowaste itself, and assume that biowaste can be considered biodegradable in its nature, all these conditions could be partially fulfilled and biodegradability could be partially achieved.²³⁶ The use of renewable resources and the production of bioplastics are no longer a guarantee for minimal environmental impact, and the production process, as well as their technical performance and their ultimate disposal, have to be carefully considered.²³⁷ Biodegradation can be classified by considering that we can have subsequent organic recovery of the bio-wastes, or the biodegradation process can modify the environment: in both cases, the introduction of toxic elements, for example heavy metals, or halogenated or aromatic hydrocarbons to make the biowaste a plastic, could contaminate the compost.²³⁸ It should be then taken into account that replacing conventional plastics with bioplastics does not necessarily solve the issues of resource depletion and plastic waste accumulation, regardless of their biodegradability. So, in order to come to a truly sustainable plastics economy, the growing bioplastics production must be paralleled with effective end-of-life strategies for bioplastic waste, such as mechanical, chemical and enzymatic recycling.²³⁹ Instead of complete biodegradation (composting), microorganisms and their hydrolysing enzymes can indeed be used to depolymerise condensation polymers into monomers, instead of CO₂, similar to chemical recycling, aiming ideally to reuse the bioplastics and the original biowaste.

6. Environmental impacts

6.1. Life cycle assessment

The potential of organic waste valorisation to obtain functional bionanocomposites for different applications has been highlighted through this review. These materials, besides being renewable and degradable, limit the uncontrolled accumulation of waste in aquatic and land environments. Avoiding landfilling or composting may encompass additional environmental benefits, as notable CO₂, CH₄, ammonia, nitrogen oxides, *etc.*, emissions are generated during these EoL stages. Although CO₂ emissions can be considered as neutral due to their biogenic nature, CH₄ has a global warming equivalence 25 times higher than CO₂. Additionally, between 130 and 160 kW h are required to compost 1 tonne of organic fraction of municipal solid waste. Altogether, it is estimated that composting encompasses 60 kg CO₂ eq. per t, with additional notable acidification potential, photochemical oxidation potential, eutrophication, human toxicity and ozone layer depletion impacts.²⁴⁰ Nonetheless, waste valorisation approaches should be accompanied by accurate environmental

performance metrics to unambiguously determine their environmental benefits. A key factor, for instance, is the transport of the waste into the recycling plant, especially when large volumes and masses are involved. As a representative example in which bulky and heavy waste is treated, Di Maria *et al.* analyzed the environmental impacts of the recycling of construction and demolition waste, and concluded that transport was the main contributor to the environmental burdens (accounting for more than 50%).²⁴⁰

In this framework, the life cycle assessment (LCA) methodology provides a means for the evaluation of the environmental impacts of a product or service.^{241,242} LCA studies can be performed focusing on the whole life cycle, from the raw material extraction to its EoL (cradle-to-cradle), or can solely focus on the organic waste valorisation/conversion process (cradle-to-gate). While the former accounts for the impacts throughout the entire life cycle, the latter provides information on the valorisation process itself, so more accurate decisions on the environmentally preferred process can be made. One of the difficulties when performing the LCA of organic waste valorisation is the multi-output character. As the impacts need to be standardized for a given material (functional unit, FU), this process becomes difficult when different products are obtained. The non-mature technology for waste valorisation, the data scarcity and the often lab-scale studies are other bottlenecks for the accurate determination of environmental impacts. LCA allows determination of not only the equivalent CO₂ emissions but also additional relevant impact categories including fossil resource scarcity, freshwater and terrestrial ecotoxicity/eutrophication, human toxicity, land use, or water consumption.²⁴³ However, for the sake of comparison most works mainly focus their efforts on the determination of global warming (measured in CO₂ emission equivalents) and cumulative energy demand (CED, accounting for the direct and indirect energy use including the energy consumed during the extraction/manufacturing/disposal of the raw and auxiliary materials).²⁴⁴ In this section we summarize the recent reports in the field. To enable cross-comparison, mass-allocation is used, with 1 kg of material as a FU (when not directly available, our own extrapolations were made). Results are summarized in Fig. 13.

6.1.1. Polymeric matrices. Partial organic conversion to polymeric matrices (or their precursors) in biorefineries can result environmentally preferred outcomes than solely generating bio-power *via* combustion, which is the current biorefinery paradigm in many cases. In this hypothesis, Corona *et al.* showed that the fabrication of bio-based adipic acid (monomer for nylon or polyurethane) from lignin presents a global warming value of 4.87 kg CO₂ eq. per kg, representing a 62–78% improvement over the conventional petrochemical production pathway. This waste-based production pathway adheres to green chemistry principles as it also mitigates all N₂O emissions.²⁴⁵ Regarding lignin valorisation, global warming values of 0.5 kg CO₂ eq. per kg and 1.4–2.1 kg CO₂ eq. per kg have been reported for the production of Kraft lignin,²⁴⁶ or organosolv lignin extraction from bark,²⁴⁷ respect-



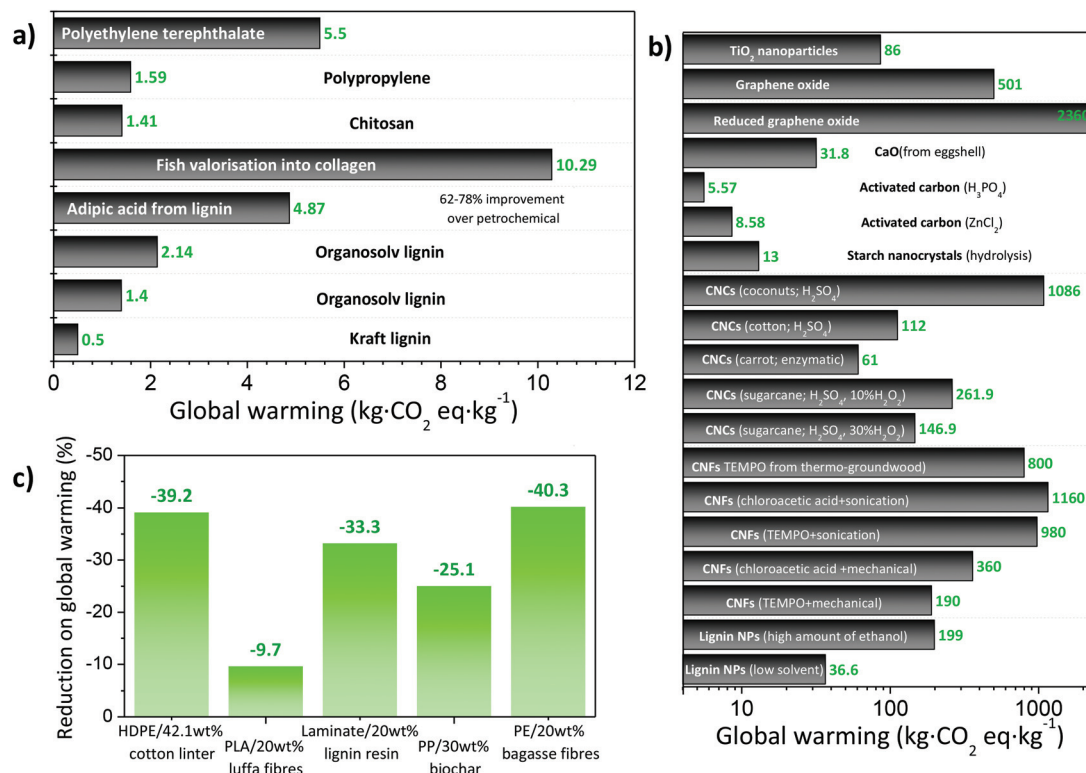


Fig. 13 Summary of the global warming values obtained for different organic waste valorisation processes classified into: (a) polymeric matrices; (b) bionanoparticles and (c) biocomposites. Note that while plots a and b report absolute global warming values, panel c shows the reduction on the global warming in comparison with the neat polymer or a composite having the same concentration of non-biobased particles.

ively. Those results are comparable or even better than those derived from the industrial fabrication of commodity plastics, where values of 1.58–1.60 kg CO₂ eq. per kg,²⁴⁸ or 5.5 kg CO₂ eq. per kg, have been obtained for polypropylene and polyethylene terephthalate, respectively.

The valorisation of marine and terrestrial animal waste resources into materials offers notable environmental benefits. Although not directly applied to obtaining polymeric materials, Lopes *et al.*²⁴⁹ studied the environmental impacts associated with the valorisation of fish by-products (fishmeal and oil production for animal feed) against different waste management scenarios. The valorisation scenario provided a global warming value of 5.1 kg CO₂ eq. per tonne in comparison with the 256.8 kg CO₂ eq. per tonne of the composting scenario. Similarly, García-Santiago *et al.* recently calculated the gate-to-gate impacts of fish biorefinery, and concluded that fish valorisation into collagen (and other by-products including fishmeal, fish oil and fish protein hydrolysates) could be carried out at 10.29 kg CO₂ eq. per kg with a total electricity consumption of 276.8 kW h,²⁵⁰ which was more eco-efficient than the established process of fishmeal production. Regarding waste-derived polymers, Leceta *et al.* studied the impacts associated with chitosan-films considering the material extraction, film manufacture, and end of life (FU: 1 m² of film).^{251,252} A 11% increase in global warming value was obtained (over polypropylene), which was accompanied by

an increase in respiratory inorganics and minerals (due to the HCl for raw material extraction and acetic acid for film manufacture) and an increase of over one order of magnitude in land use (due to glycerine). However, improvements in carcinogens and fossil fuel categories were achieved. The same group also evaluated the environmental impacts of bio-based films based on soy protein from the soy oil industry, chitosan from the skeleton of crustaceans, and agar from marine seaweeds (FU: 1 m² of film).²⁵³ Obtained total global warming values were similar to those of polypropylene ($1.22\text{--}1.37 \times 10^{-6}$ vs. 1.18×10^{-6} of polypropylene), mostly driven by the manufacturing stage which scored an order of magnitude higher for waste-derived films. However, raw material extraction and EoL stages were markedly improved, underlying the potential for waste-derived materials to lower environmental impacts if mature processing technologies are provided. A possible strategy to further improve the environmental profile of chitin and chitosan from marine waste would be the optimization of the raw material extraction; currently 1 kg chitin requires 33 kg of shrimp shells, 8 kg HCl 32%, 1.3 kg NaOH, 1.3 kW h electricity and 167 L freshwater; and 1 kg of chitosan requires 1.4 kg chitin, 5.18 kg NaOH, 1.06 kW h, 31 MJ wood fuel and 250 L water.²⁵⁴

6.1.2. (Nano)particles. Waste-derived organic fibres are generally more sustainable in comparison with non-renewable-based fibres. In this sense, Broeren *et al.* concluded that sisal



fibre production has a 75–98% lower greenhouse gas emission and requires 85–95% less non-renewable energy use in comparison with glass fibre production. Additionally, sisal fibre valorisation avoids its disposal in ponds, limiting its eutrophication potential, which is recognized as the main environmental hotspot of these fibers.²⁵⁵ However, the environmental burdens of nanoparticle extraction are generally notably larger due to their often energy-intensity, the poor atom efficiency and the relatively hazardous chemical syntheses using inorganic acids. As a matter of fact, a global warming value in the range of 36.6 to 199 kg CO₂ eq. per kg (depending on the synthetic conditions) has been reported for lignin nanoparticles suspended in water extracted from wheat straw. Sillero *et al.*²⁵⁶ valorised almond shells into oligosaccharides, lignin, glucose and CNCs and demonstrated that the organo-solv delignification showed larger impacts than the alkaline procedure, the use of ethanol being one of the main drivers. The impacts can be reduced by replacing ethanol with methanol (although there may be serious safety issues here), while acetic acid, formic acid and glycerol provide even worse metrics.

Li *et al.*²⁵⁷ studied the environmental impacts of CNF fabrication in 2013 and reported global warming values ranging from 190 to 1160 kg CO₂ eq. per kg.²⁵⁸ The impacts were dominated by fossil fuels for energy (CED of 3470 to 17 610 MJ). The use of the high-pressure homogenizer reduced the CO₂ emissions by half in comparison with the mechanical disintegration process by sonication. Similarly, the use of TEMPO-oxidation limits the CO₂ emissions by half over chemical modification involving chloroacetic acid etherification. The impacts of CNF production *via* enzymatic pretreatment, carboxymethylation pretreatment, and direct production with no pretreatment have been also compared, with CED values of 87, 180 and 240 MJ kg⁻¹ and global warming values of 0.79, 99 and 1.2 CO₂ eq. per kg, respectively. Carboxymethylation required ~30 kg kg⁻¹ CNF of the reagents (ethanol, isopropanol, and methanol). Very recently, Turk *et al.*²⁵⁹ used thermo-groundwood from a local paper manufacturer to synthesize TEMPO-oxidized CNFs, obtaining a global warming value of 800 kg CO₂ eq. per kg.²⁶⁰ The primary energy consumption of 19 000 MJ kg⁻¹ could be lowered to 10 100 MJ kg⁻¹ if lignin was considered as a co-product (~100, 75 and ~200 MJ kg⁻¹ for polypropylene, titanium and aluminium, respectively).^{261,262} The purification process contributed up to 95% of the whole environmental footprint. In another effort to use organic waste as the source material, Piccinno *et al.* obtained CNFs from carrot-waste using an aqueous enzymatic treatment. Due to the 87 wt% water content of carrots, 15 kg of carrot waste was required to obtain 150 g of CNF. Interestingly, the environmental impacts of CNF production at industrial scale *via* the enzymatic approach are predicted to be reduced by a factor of 6.5 in comparison with lab-scale production (50 kg vs. 10 g).²⁶³ CNCs are another representative form of bio-based nanoparticles. In this sense, Katakojwala reported that with a global warming value of 146.9 to 261.9 kg CO₂ eq. per kg, electricity accounted up to 141.1 and 254.1 CO₂ eq. per kg during the

production of CNCs, confirming that chemical inputs (HNO₃, H₂SO₄, NaOH, NaClO, CH₃COOH and H₂O₂) had a negligible contribution to the global warming value.²⁶⁴ However, the wastewater generated had a strong impact on aquatic toxicity as estimations account that 2.19×10^5 to 3.42×10^7 L kg⁻¹ CNC are required.²⁶⁵ In another study, global warming values of 61 kg CO₂ eq. per kg were reported (CED of 2280 MJ kg⁻¹),²⁶⁶ which remain well below the 112 CO₂ eq. per kg for the CNCs extracted from cotton and especially the 1086 CO₂ eq. per kg for the CNCs extracted from unripe coconuts (CNCs obtained in both cases *via* a H₂SO₄-induced acid hydrolysis; Brazilian energy mix; CED of 1800 and 15 944 MJ kg⁻¹, respectively).²⁶⁷ Starch nanocrystals encompass notably lower impacts as these materials, when produced *via* hydrolysis with H₂SO₄, present improved values of 7.9–13 kg CO₂ eq. per kg.²⁶⁸ However, marked acidification impacts were found.

In spite of the relatively large CO₂ emissions during organic waste-derived nanoparticle production in comparison with organic waste-derived polymeric matrices, bioparticles are environmentally preferred over other nanoparticles such as carbonaceous nanoparticles, whose synthesis involves a large CED (1 to 900 GJ per 1 kg of carbon nanofibres, carbon nanotubes or fullerene).²⁶¹ In this sense, global warming values of 1060–2360 kg CO₂ eq. per kg for reduced graphene oxide or 217–501 kg CO₂ eq. per kg for graphene oxide obtained *via* the Hummers and Marcano methods have been reported.²⁶⁹ However, it should be considered that other inorganic nanoparticles with long and well-established fabrication methods such as TiO₂ offer lower CO₂ emissions, as highlighted by the 12 to 86 kg CO₂ eq. per kg obtained using titanium oxysulphate and titanium bis(ammonium-lactato)dihydroxide precursors, respectively (CED of 149 and 1952 MJ kg⁻¹).²⁷⁰

Because of their relatively high C-content, organic waste is an increasingly popular precursor for the preparation of carbon (nano)materials. Activated carbon from eucalyptus wastes using slow pyrolysis with ZnCl₂ and H₃PO₄ activation showed a global warming value of 8.58 and 5.57 CO₂ eq. per kg, respectively, which remains below the 11.1 eq. per kg reported for the activated carbon obtained from olive-waste cake.²⁷¹ Marine aquatic ecotoxicity and terrestrial acidification were major environmental loads of the system due to the activating reagents used and the fossil fuel. Interestingly, a CED of 118.6 to 153.8 MJ kg⁻¹ was obtained (11.8–16.2% renewable share), which was 36% lower than that of the commercial activated carbon. A calcination approach can also be taken to valorise eggshells and convert their CaCO₃ phase into CaO (with potential construction applications).²⁷² A value of 31.8 kg CO₂ eq. per kg was obtained, with additional remarkable contributions in marine ecotoxicity, freshwater ecotoxicity, freshwater eutrophication and human toxicity also observed. Due to the energy-intensive character of the calcination process, the avoided raw CaO use of landfill accounted solely for 0.3–4.7% of the environmental benefits.

6.1.3. (Nano)composites. The environmental impacts of composites derived from organic waste show generally improved environmental metrics. A 42.1 wt% cotton linter bio-



waste incorporation reduces the 5.1 kg CO₂ eq. per kg of virgin high-density polyethylene to 3.1 kg CO₂ eq. per kg.²⁷³ In comparison with neat PLA bottles, a 9.7% reduction on CO₂ emissions could be obtained when 20 wt% luffa fibres were incorporated (it also outperformed better in 7 of the 8 analyzed impact categories). Similarly, lignin by-products from industrial wood are efficient at substituting phenolic resins in beech fibre laminates and increasing the bio-based content in composite materials. Hildebrandt *et al.*²⁷⁴ showed that saw-mill by-products can potentially reduce the global warming value of 3.6 kg CO₂ eq. per m² (composite 70/30 wt% fibre/resin) to 2.4 kg CO₂ eq. per m² (for the composite with 20 wt% lignin-derived phenolic resin).²⁷⁵ Additional environmental improvements were observed in nine of the eleven analyzed categories. 20 wt% chicken feathers in a 80 wt% PLA matrix solely account for the 0.02% of the total cradle-to-gate global warming.²⁷⁶ In the same direction, the substitution of talc by Miscanthus biochar (30 wt%) in a polypropylene composite reduces the global warming value by 25.1%.²⁷⁷

Larger impacts have been also reported for specific categories. For example, lower cradle-to-gate impacts in global warming, ozone formation, terrestrial acidification and fossil resource scarcity are observed after the incorporation of bagasse fibres into sugarcane-polyethylene (2.01 kg CO₂ eq. per kg for fossil polyethylene, 1.38 kg CO₂ eq. per kg for biopolyethylene and 1.20 kg CO₂ eq. per kg for the biocomposite). However, ozone formation, freshwater eutrophication, and terrestrial acidification are increased.²⁷⁸ Likewise, with 1.7 kg CO₂ eq. per 1 metric Sabin (sound absorption unit), chicken feather nonwoven fabrics for acoustic applications have lower global warming values than other acoustic insulation materials such as rice husk, cork scraps or end-life granulated tires. However, ozone layer depletion, ecotoxicity and eutrophication impacts are larger than those of stone wool.²⁷⁹

Finally, it should be considered that the introduction of organic waste nanoparticles into petroleum-based polymers to replace other particles such as glass fibres does not directly result in lower CO₂ emissions. With cradle-to-gate global warming of 4.6 kg CO₂ eq. for PLA, 4.9 kg CO₂ eq. for glass fibre/polypropylene and 8.6 kg CO₂ eq. for epoxy/CNF (FU based on tensile stiffness), it is necessary to expand to the whole life-cycle to obtain the environmental benefits (cradle-to-grave GWP of 26.9 kg CO₂ eq. for PLA, 18.9 kg CO₂ eq. for glass fibre/polypropylene and 19.9 kg CO₂ eq. for epoxy/CNF).²⁸⁰ On the other side, valorised olive pomace incorporated into polypropylene or polyethylene (for building purposes) yields global warming values of 20.25 to 20.52 CO₂ eq. per m² of lath, avoiding the 141.5 kg CO₂ eq. that the composting of the same olive pomace quantity would liberate.²⁸¹ These results emphasize the need to consider the use phase and the end-of-life of nanocellulose-reinforced epoxy composites to exploit the “green credentials” of biowaste-derived particles.

6.1.4. Future improvement potential. The following changes are envisaged to improve the environmental performance of organic waste valorisation. First, the source material can be modelled as a free input with no environmental

impacts, as it originates from waste. However, special attention should be paid to the waste's composition. For example, while the whole carrot has a cellulose content below 1.5 wt%, the cellulosic content of carrot pomace is as high as 24 wt%.²⁸² Therefore, 20 times less reagents would be needed if using pomace (with its associated material and energy savings). Electricity use is a main driver in the LCA results. This is explained by the fact that large amounts of water and relatively low amounts of hazardous chemicals are used. Therefore, scaling-up the process should notably reduce the CO₂ numbers. A reduction of the reaction times and temperatures would also be beneficial for reduction of the energy demand. To ensure a reagent circularity, solvent recovery through distillation is also encouraged. Valorisation approaches relying on enzymatic processes or green solvents such as ionic liquids should be investigated to avoid the need for toxic reagents. The non-technically mature technology also makes the full exploitation of waste-derived materials difficult. For example, nanolignin extraction *via* the birch-alkali-homogenization pathway presents a global warming value of 102.8 kg CO₂ eq. per kg, a human toxicity potential of 935.5 m³ kg⁻¹ and a water depletion of 0.28 m³ kg⁻¹, while a less mature empty fruit bunch-organosolv homogenization pathway results in increased values of 1052.1, 1158.4 and 0.61, respectively.²⁸³ Finally, the concomitant extraction of other materials must be explored as these may reduce the computed environmental impacts after adequate input and output allocation. For example, plants are composed of cellulose, lignin and hemicellulose, so it may be possible to extract different materials after a single process.²⁸⁴

Generally, organic waste valorisation has the potential to reduce non-renewable primary material use, occupied landfill area and the carbon footprint over other EoL scenarios such as incineration or landfill.²⁸⁵ Additionally, circular biocomposites can replace less sustainable materials, contributing to more responsible consumption and production through resource efficiency. For instance, up to 23 kg CO₂ eq. per kg could be saved by replacing cotton with lignin.²⁴⁶ Overall, the implementation of green chemistry principles to (nano)particle synthesis from organic waste is encouraged in the near future.²⁸⁶ Apart from guiding researchers and industry towards the sustainable valorisation of waste by identifying the driving environmental factors, these LCA results can also empower policymakers to adopt efficient measures to boost the implementation of sustainable policies.

6.2. Toxicity

Even if raw biowaste is unanimously considered not toxic, chemical additives used to convert it into matrices and nanoparticles, such as sorbed environmental pollutants during application, could strongly modify this characteristic. Nevertheless, biopolymer toxicity is an emerging issue, since adverse effects of biodegradation products must be taken into account.²⁸⁷ It has been considered that, actually, bio-based/biodegradable materials and conventional plastics have similar toxicity characteristics: the results indicated that the majority (67%) of



bioplastics and plant-based products contain toxic chemicals as well as a large number and diversity of compounds (>1000 chemical features each in 80% of the samples).²⁸⁸ In order to develop bio-based/biodegradable materials that do indeed outperform conventional plastics, sustainability and chemical safety aspects must be addressed alike. One way to promote this is to integrate, as an example, chemical toxicity into the life cycle assessment of materials, or by using green chemistry to “design out” toxicity during the development of new bio-based and biodegradable materials. To this aim, it needs to be considered that although the main components in biomass

wastes are biocompatible and nontoxic, there are still certain amounts of “impurities” or contaminants.²⁸⁹ Moreover, various nanoparticles are usually incorporated to improve the performance of biowaste-derived composite materials, which also cause some worries. Therefore, it is necessary to study case-by-case the outcome of these minorities in materials and their potential safety issues.

A negative aspect is based on the incorporation of toxic elements such as heavy metals obtained from natural sources in the development of new polymeric system. As an example, Astolfi and co-authors²⁸⁹ proposed the realization of polyhy-

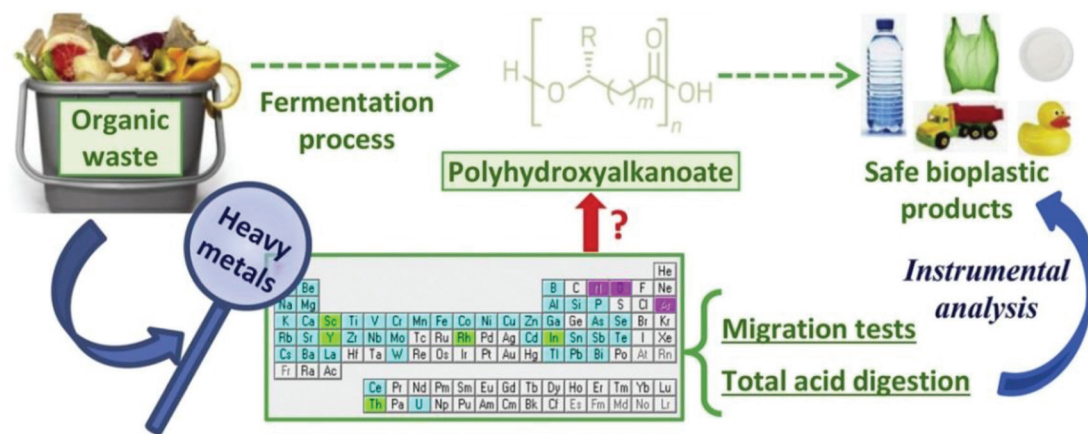


Fig. 14 Boundaries (inputs and outputs) of the system under the circular economy framework in polymeric processes. Schematic representation of polyhydroxyalkanoate production. Reproduced from ref. 289 with permission from Elsevier, copyright 2020.

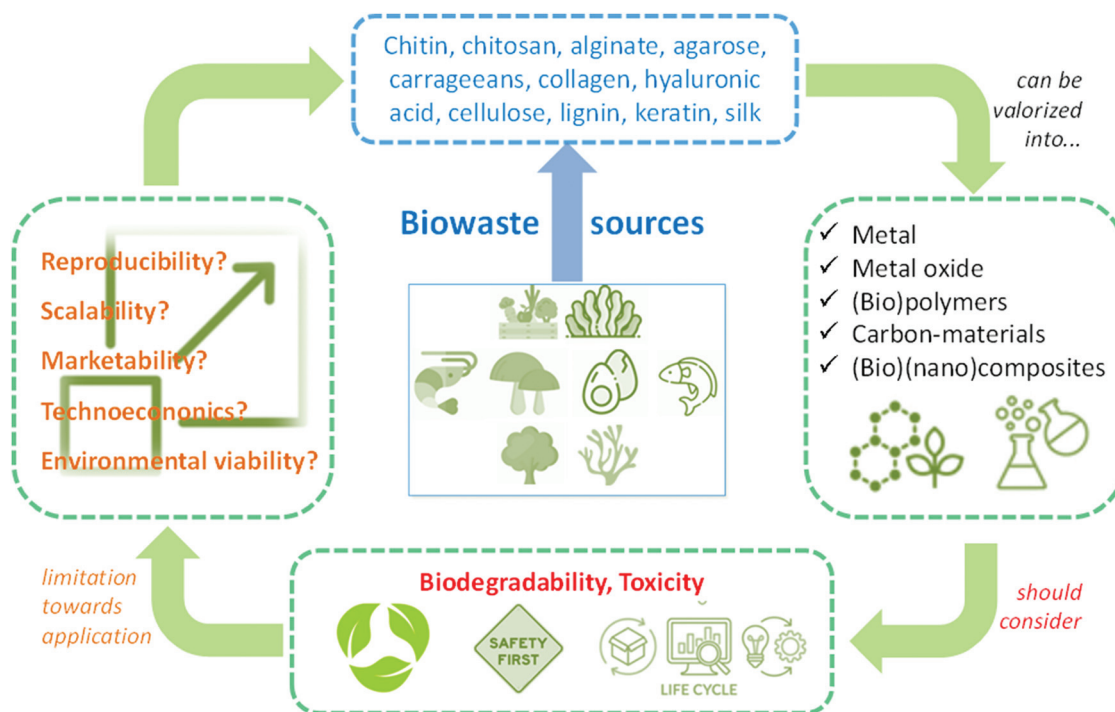


Fig. 15 Schematic representation highlighting the life cycle aspects of biowaste valorization and the future opportunities challenges envisioned toward practical implementation.



droxyalkanoate (PHA) with organic waste as the feedstock and analyzed the polluting elements.²⁹⁰ The potential impurities that could transfer from bio-waste to a PHA include inorganic elements such as heavy metals, as represented in the schematic illustration shown in Fig. 14. The total content of certain elements in PHA ranged between 0.0001 (Be) and 49 500 mg kg⁻¹ (Na). The amounts of some alkaline (Na and K) and alkaline earth (Ca and Mg) metals were highest, which are of little environmental concern. These authors observed that the number of heavy metals in PHA realized from fruit waste or crops were inferior to those in the PHA realized from the mixture of sludge from wastewater treatment and the organic fraction of municipal waste. The PHA values obtained by extraction from wet biomass (acid storage) with aqueous phase extraction reagents and commercial PHA were below the migration limits required by the current regulation on plastics and articles intended to come into contact with food under refrigerated and frozen conditions.

Another opportunity to limit the toxicity of biowaste is conversion, *via* pyrolysis into biochar, that could effectively deactivate toxic heavy metals: pyrolysed biowastes could be a clean and affordable input to improve soil and recycle nutrients in agriculture, delivering considerable economic and environmental benefits.²⁹¹ Yet, how pyrolysed biowastes may affect soil food webs and biological diversity conservation as well as ecosystem processes should be further explored in more field studies.

7. Future outlook and conclusions

Produced annually on a remarkable scale of billions of kilos, biowastes should be redesigned considering circular economy principles (Fig. 15). Accordingly, sustainable growth should be ideally implemented through a closed loop for recycling and transformation, without damaging and/or diminishing the natural sources. Biowastes can be fundamentally transformed, *via* physical, chemical or biological methods into wide-ranging examples of end-use products and materials. However, the highly heterogeneous nature of biowastes makes the identification of adequate valorisation challenging. Accordingly, this review focuses on the conversion methods of biowaste to derived nanomaterials, namely biopolymers and nanocomposites, starting from a variety of largely available sources such as collagen, chitin, chitosan, hydroxyapatites, cellulose, lignin, and other C-based feedstocks for metal, metal oxide nanoparticles, biopolymeric and nanocarbon structures. Outlooks for the applications of these materials range from drug and agricultural delivery, to environmental remediation, catalysis, energy storage, *etc.*; nonetheless, many such studies can be still considered to be at an early stage and require an in-depth analysis of both technical and socio-ecological aspects, including energy balance and costs, environmental emissions, toxicity and biodegradability issues. Upcoming research is undeniably required to promote everyday applications, passing through proper quality control to determine

compositions and molecular structure of targeted natural polymers and assure constant final properties of the converted materials.

Ongoing research that looks at valorising bio-waste as bio-products (matrices and nanofillers) still has many challenges to be tackled to reach scaled production and commercialization, so further technical development is needed for their use at industrial level.¹² Several factors hamper their adoption, which includes reproducibility of the properties and complexity/varying nature of bio-waste that demand pricy separation processes and purification.²⁹² Accordingly, high costs to bring the products to higher scale are expected.²⁹³ The limited output volume of converted biomass is also another limiting factor to commercialization, since the required controlled compositions of biomass wastes to ensure the desirable properties of the final products certainly hinder growth to the market.

Looking at the functionality of converted biowastes, concise studies are essential to first tune the properties, design and control structures, so early commercial success can be reached if technological requirements for higher volume are easily overcome. Help in reaching this objective is offered, for example, at European level, by the Bio Base Europe Pilot Plant, that successfully conducted over 450 bilateral (private) projects with more than 150 small, medium and large-sized companies in more than 50 public project consortia, from 2013 to 2020, to finalize the construction of process lines and facilities and help in the market positioning of different processed biowastes new products on the market.²⁹⁴

To the best of the authors' knowledge, chitosan biowastes surpassed these barriers and reached commercialization,²⁹⁵ with shrimp shell source chitosan occupying almost 80% of the total chitosan market (fungal-based chitosan products are still limited in market).²⁹⁶ However, the product is intended to be used for food/beverage and tissue engineering applications, while no indications for use and filler or matrix could be found. Cellulose and lignin conversion to biopolymers also reached Technology readiness levels (TRLs) higher than 5,^{235,297} and carrageenans in hydrogels also represent an interesting alternative to an integral valorisation of disposals, currently only used as fertilizing purposes.²⁹⁸ A variety of sustainable sources of collagen and keratin and the beneficial multi-form application of these two proteins have been also extensively reviewed. In all the cited cases, we should, however, keep in mind that production is economically viable and cost-competitive in the market only if, in parallel, and regardless of the easy scaling of the procedures and the yield in marketable products, it represents an industrial activity with no considerable environmental impacts.

Author contributions

The manuscript was written through the contributions of all authors. All authors have given approval to the final version of the manuscript.



Conflicts of interest

There are no conflicts to declare.

Acknowledgements

E.L. is grateful for the financial support from the “2021 Euskampus Missions 1.0. Programme” granted by Euskampus Fundazioa.

References

- R. Geyer, J. R. Jambeck and K. L. Law, *Sci. Adv.*, 2017, **3**, e1700782.
- E. MacArthur, *Science*, 2017, **358**, 843–843.
- A.-C. Albertsson and M. Hakkarainen, *Science*, 2017, **358**, 872 LP-873.
- T. F. Garrison, A. Murawski and R. L. Quirino, *Polymers*, 2016, **8**(7), 262.
- S. Lambert and M. Wagner, *Chem. Soc. Rev.*, 2017, **46**, 6855–6871.
- S. Choe, Y. Kim, Y. Won and J. Myung, *Front. Chem.*, 2021, **9**, 334.
- E. Elhacham, L. Ben-Uri, J. Grozovski, Y. M. Bar-On and R. Milo, *Nature*, 2020, **588**, 442–444.
- M. Kardung, K. Cingiz, O. Costenoble, R. Delahaye, W. Heijman, M. Lovrić, M. van Leeuwen, *et al.*, *Sustainability*, 2021, **13**(1), 413.
- D. D'Amato, S. Veijonaho and A. Toppinen, *For. Policy Econ.*, 2020, **110**, 101848.
- United Nations Environmental Programme, *Converting Waste Agricultural Biomass into a Resource*, 2009.
- N. Tripathi, C. D. Hills, R. S. Singh and C. J. Atkinson, *npj Clim. Atmos. Sci.*, 2019, **2**, 35.
- European Environment Agency, *Bio-waste in Europe—turning challenges into opportunities*, 2020.
- United Nations Environment Programme, *Terminal evaluation of the UNEP GEF project: Land degradation assessment in drylands (LADA)*, 2011.
- J. Poore and T. Nemecek, *Science*, 2018, **360**, 987–992.
- J. D. Kabongo, *Waste Valorization*, ed. S. O. Idowu, N. Capaldi, L. Zu and A. Das Gupta, Springer Berlin Heidelberg, Berlin, Heidelberg, 2013, pp. 2701–2706.
- A. Merrington, Recycling of plastics, *Applied Plastics Engineering Handbook*, in *Plastics Design Library*, ed. M. Kutz, William Andrew Publishing, 2017, pp. 167–189.
- J. M. Allwood, Squaring the Circular Economy: The Role of Recycling within a Hierarchy of Material Management Strategies, in *Handbook of Recycling*, ed. E. Worrell and M. A. Reuter, Elsevier, Boston, 2014, pp. 445–477.
- F. Adigüzel and C. Donato, *J. Bus. Res.*, 2021, **130**, 137–146.
- A. Lauria and E. Lizundia, *J. Cleaner Prod.*, 2020, **262**, 121288.
- European Commission, *Critical Raw Materials for Strategic Technologies and Sectors in the EU, A Foresight Study*, 2020.
- European Commission, *Critical Raw Materials Resilience: Charting a Path towards greater Security and Sustainability*, 2020.
- J. L. Gómez-Urbano, G. Moreno-Fernández, M. Arnaiz, J. Ajuria, T. Rojo and D. Carriazo, *Carbon*, 2020, **162**, 273–282.
- S. A. Nicolae, H. Au, P. Modugno, H. Luo, A. E. Szego, M. Qiao, L. Li, W. Yin, H. J. Heeres, N. Berge and M.-M. Titirici, *Green Chem.*, 2020, **22**, 4747–4800.
- E. Lizundia, T.-D. Nguyen, R. J. Winnick and M. J. MacLachlan, *J. Mater. Chem. C*, 2021, **9**, 796–817.
- W. Foster, U. Azimov, P. Gauthier-Maradei, L. C. Molano, M. Combrinck, J. Munoz, J. J. Esteves and L. Patino, *Renewable Sustainable Energy Rev.*, 2021, **135**, 110226.
- S. Y. Lee, R. Sankaran, K. W. Chew, C. H. Tan, R. Krishnamoorthy, D.-T. Chu and P.-L. Show, *BMC Energy*, 2019, **1**, 4.
- L. B. van Leeuwen, H. J. Cappon and K. J. Keesman, *Biomass Bioenergy*, 2021, **145**, 105931.
- M. Geissdoerfer, P. Savaget, N. M. P. Bocken and E. J. Hultink, *J. Cleaner Prod.*, 2017, **143**, 757–768.
- E. MacArthur, Beyond plastic waste, *Science*, 2017, **358**(6365), 843–843.
- P. Ghisellini, C. Cialani and S. Ulgiati, *J. Cleaner Prod.*, 2016, **114**, 11–32.
- C. Xu, M. Nasrollahzadeh, M. Selva, Z. Issaabadi and R. Luque, *Chem. Soc. Rev.*, 2019, **48**, 4791–4822.
- R. Balart, D. Garcia-Garcia, V. Fombuena, L. Quiles-Carrillo and M. P. Arrieta, *Polymers*, 2021, **13**(15), 2532.
- E. B. Veia, D. Romeo and M. Thomsen, *Procedia CIRP*, 2018, **69**, 591–596.
- B. Ramírez-Pulido, C. Bas-Bellver, N. Betoret, C. Barrera and L. Seguí, *Front. Sustainable Food Syst.*, 2021, **5**, 654313.
- G. Capson-Tojo, M. Rouez, M. Crest, J.-P. Steyer, J.-P. Delgenès and R. Escudie, *Rev. Environ. Sci. Bio/Technol.*, 2016, **15**, 499–547.
- A. S. Sodhi, N. Sharma, S. Bhatia, A. Verma, S. Soni and N. Batra, *Chemosphere*, 2022, **286**, 131623.
- A. Tassoni, T. Tedeschi, C. Zurlini, I. M. Cigognini, J.-I. Petrusan, Ó. Rodríguez, S. Neri, A. Celli, L. Sisti, P. Cinelli, F. Signori, G. Tsatsos, M. Bondi, S. Verstringe, G. Bruggerman and P. F. X. Corvini, *Molecules*, 2020, **25**(6), 1383.
- T. Maschmeyer, R. Luque and M. Selva, *Chem. Soc. Rev.*, 2020, **49**, 4527–4563.
- C. R. Lohri, S. Diener, I. Zabaleta, A. Mertenat and C. Zurbrugg, *Rev. Environ. Sci. Bio/Technol.*, 2017, **16**, 81–130.
- L. Haigh, M. de Wit, C. von Daniels, A. Collorichio, J. Hoogzaad, M. Fraser and A. Heidtmann, *The Circularity Gap Report 2021*, 2021, Acknowledgments: This paper is part of research activities under the grant (304. PTEKIND. 6501034. D119).



- 41 A. Schieber, F. C. Stintzing and R. Carle, *Trends Food Sci. Technol.*, 2001, **12**, 401–413.
- 42 E. Gilman, A. Perez Roda, T. Huntington, S. J. Kennelly, P. Suuronen, M. Chaloupka and P. A. H. Medley, *Sci. Rep.*, 2020, **10**, 14017.
- 43 D. Gunders and J. Bloom, *Wasted: How America is losing up to 40 percent of its food from farm to fork to landfill*, Natural Resources Defense Council, 2017.
- 44 M. M. Giraud, J. Castanet, F. J. Meunier and Y. Bouligand, *Tissue Cell*, 1978, **10**, 671–686.
- 45 Y. Bouligand, *Tissue Cell*, 1972, **4**, 189–217.
- 46 T. D. Nguyen, E. Sierra, H. Eguiraun and E. Lizundia, *Eur. J. Phys.*, 2018, **39**(4), 045803.
- 47 S. Kaur and G. S. Dhillon, *Crit. Rev. Biotechnol.*, 2015, **35**, 44–61.
- 48 M. M. Abo Elsoud and E. M. El Kady, *Bull. Natl. Res. Cent.*, 2019, **43**, 59.
- 49 T.-D. Nguyen, B. U. Peres, R. M. Carvalho and M. J. MacLachlan, *Adv. Funct. Mater.*, 2016, **26**, 2875–2881.
- 50 T. D. Nguyen and M. J. MacLachlan, *Adv. Opt. Mater.*, 2014, **2**, 1031–1037.
- 51 D. X. Oh, Y. J. Cha, H. L. Nguyen, H. H. Je, Y. S. Jho, D. S. Hwang and D. K. Yoon, *Sci. Rep.*, 2016, **6**, 23245.
- 52 T. T. N. Dang, T. D. Nguyen, E. Lizundia, Q. T. Le and M. J. MacLachlan, *ChemistrySelect*, 2020, **5**, 8207–8217.
- 53 J. Jin, D. Lee, H.-G. Im, Y. C. Han, E. G. Jeong, M. Rolandi, K. C. Choi and B.-S. Bae, *Adv. Mater.*, 2016, **28**, 5169–5175.
- 54 H. N. Cuong, N. C. Minh, N. Van Hoa and T. S. Trung, *Int. J. Biol. Macromol.*, 2016, **93**, 442–447.
- 55 J. L. Wilson and T. C. McDevitt, *Biofunctional hydrogels for Three-dimensional stem cell culture*, ed. A. Vishwakarma and J. M. Karp, Academic Press, Boston, 2017, pp. 345–362.
- 56 V. L. Campo, D. F. Kawano, D. B. da Silva and I. Carvalho, *Carbohydr. Polym.*, 2009, **77**, 167–180.
- 57 M. J. Cardoso, R. R. Costa and J. F. Mano, *Mar. Drugs*, 2016, **14**(2), 34.
- 58 T. Karbowiak, H. Hervet, L. Léger, D. Champion, F. Debeaufort and A. Voilley, *Biomacromolecules*, 2006, **7**, 2011–2019.
- 59 T. H. Silva, A. Alves, B. M. Ferreira, J. M. Oliveira, L. L. Reys, R. J. F. Ferreira, R. A. Sousa, S. S. Silva, J. F. Mano and R. L. Reis, *Int. Mater. Rev.*, 2012, **57**, 276–306.
- 60 M. A. Murado, M. I. Montemayor, M. L. Cabo, J. A. Vázquez and M. P. González, *Food Bioprod. Process.*, 2012, **90**, 491–498.
- 61 A. Koopmans and J. Koppejan, *Agricultural and forest residues - generation, utilization and availability, Regional consultation on modern applications of biomass energy*, 1997, **6**, 10.
- 62 P. Harrison, C. Malins, S. Searle, A. Baral, D. Turley and L. Hopwood, *Wasted: Europe's untapped resource*, European Climate Foundation, Brussels, Belgium, 2014, 29pp.
- 63 K. C. Badgujar and B. M. Bhanage, *Dedicated and waste feedstocks for biorefinery: an approach to develop a sustainable society*, in *Waste Biorefinery*, ed. T. Bhaskar, A. Pandey, S. V. Mohan, D.-J. Lee and S. K. B. T.-W. B. Khanal, Elsevier, 2018, pp. 3–38.
- 64 S. Devi, C. Gupta, S. L. Jat and M. S. Parmar, *Open Agric.*, 2017, **2**, 486–494.
- 65 M. Pauly and K. Keegstra, *Curr. Opin. Plant Biol.*, 2010, **13**, 304–311.
- 66 H. J. Kim and B. A. Triplett, *Plant Physiol.*, 2001, **127**, 1361–1366.
- 67 R. Suriyatem, N. Noikang, T. Kankam, K. Jantanasakulwong, N. Leksawasdi, Y. Phimolsiripol, C. Insomphun, P. Seesuriyachan, T. Chaiyaso, P. Jantrawut, S. R. Sommano, T. M. P. Ngo and P. Rachtanapun, *Polymers*, 2020, **12**, 1505.
- 68 T.-D. Nguyen, E. Lizundia, M. Niederberger, W. Y. Hamad and M. J. MacLachlan, *Chem. Mater.*, 2019, **31**, 2174–2181.
- 69 E. Espinosa, F. Rol, J. Bras and A. Rodríguez, *Cellulose*, 2020, **27**, 10689–10705.
- 70 J. Fernández-Rodríguez, O. Gordobil, E. Robles, M. González-Alriols and J. Labidi, *J. Cleaner Prod.*, 2017, **142**, 2609–2617.
- 71 E. Lizundia, M. H. Sipponen, L. G. Greca, M. Balakshin, B. L. Tardy, O. J. Rojas and D. Puglia, *Green Chem.*, 2021, **23**(18), 6698–6760.
- 72 M. D. Lenardon, C. A. Munro and N. A. R. Gow, *Curr. Opin. Microbiol.*, 2010, **13**, 416–423.
- 73 R. Garcia-Rubio, H. C. de Oliveira, J. Rivera and N. Trevijano-Contador, *Front. Microbiol.*, 2020, **10**, 2993.
- 74 M. Jones, A. Gandia, S. John and A. Bismarck, *Nat. Sustainability*, 2021, **4**, 9–16.
- 75 Food and Agriculture Organization of the United Nations, *Statistics Division (FAOSTAT) Production: Livestock Primary: Eggs Primary*, 2019.
- 76 S.-C. Wu, H.-C. Hsu, S.-K. Hsu, Y.-C. Chang and W.-F. Ho, *J. Asian Ceram. Soc.*, 2016, **4**, 85–90.
- 77 S. Mignardi, L. Archillett, L. Medeghini and C. De Vito, *Sci. Rep.*, 2020, **10**, 2436.
- 78 N. A. M. Barakat, M. S. Khil, A. M. Omran, F. A. Sheikh and H. Y. Kim, *J. Mater. Process. Technol.*, 2009, **209**, 3408–3415.
- 79 P. Shi, M. Liu, F. Fan, C. Yu, W. Lu and M. Du, *Mater. Sci. Eng., C*, 2018, **90**, 706–712.
- 80 F. A. Sheikh, M. A. Kanjwal, J. Macossay, M. A. Muhammad, T. Cantu, I. S. Chronakis, N. A. M. Barakat and H. K. Yong, *J. Biomater. Tissue Eng.*, 2011, **1**, 194–197.
- 81 R. Dinu and A. Mija, *Industrial feather waste valorisation for sustainable keratin-based materials*, in *Abstracts Of Papers Of The American Chemical Society*, 2019, vol. 257, pp. 1155.
- 82 I. M. Weiss and H. O. K. Kirchner, *J. Exp. Zool., Part A: Ecol. Genet. Physiol.*, 2010, **313A**, 690–703.
- 83 R. H. Bonser and C. Dawson, *J. Mater. Sci. Lett.*, 1999, **18**, 1769–1770.



- 84 M. F. Ali, M. S. Hossain, T. S. Moin, S. Ahmed and A. M. S. Chowdhury, *Clean Eng. Technol.*, 2021, **4**, 100190.
- 85 V. Vilchez, E. Dieckmann, T. Tammelín, C. Cheeseman and K.-Y. Lee, *ACS Sustainable Chem. Eng.*, 2020, **8**, 14263–14267.
- 86 D. Hallam, C. Calpe and A. Abbassian, *Food Outlook – Biannual Report on Global Food Markets*, FAO, 2013.
- 87 W. Łaba, D. Chorążyk, A. Pudło, J. Trojan-Piegza, M. Piegza, A. Kancelista, A. Kurzawa, I. Żuk and W. Kopeć, *Waste Biomass Valorization*, 2017, **8**, 527–537.
- 88 A. Zuliani, M. J. Muñoz-Batista and R. Luque, *Green Chem.*, 2018, **20**, 3001–3007.
- 89 N. Fakhfakh, N. Ktari, R. Siala and M. Nasri, *J. Appl. Microbiol.*, 2013, **115**, 424–433.
- 90 A. Patnaik, M. Mvubu, S. Muniyasamy, A. Botha and R. D. Anandjiwala, *Energy Build.*, 2015, **92**, 161–169.
- 91 J. Zach, A. Korjenic, V. Petráněk, J. Hroudová and T. Bednar, *Energy Build.*, 2012, **49**, 246–253.
- 92 R. Naik, G. Wen, D. MS, S. Hureau, A. Uedono, X. Wang, X. Liu, P. G. Cookson and S. V. Smith, *J. Appl. Polym. Sci.*, 2010, **115**, 1642–1650.
- 93 Z. Lentz, P. Kolar and J. J. Classen, *Process*, 2019, **7**(9), 560.
- 94 N. Kellogg, R. Moffitt and D. C. Gollehon, *Estimates of Recoverable and Non-recoverable Manure Nutrients Based on the Census of Agriculture*, United States Department of Agriculture Natural Resources Conservation Service, 2012.
- 95 M. Jones, K. Weiland, M. Kujundzic, J. Theiner, H. Kählig, E. Kontturi and A. Mautner, *Biomacromolecules*, 2019, **20**, 3513–3523.
- 96 V. Sharma, M. Crne, J. O. Park and M. Srinivasarao, *Science*, 2009, **325**, 449–451.
- 97 M. Triunfo, E. Tafi, A. Guarnieri, C. Scieuzo, T. Hahn, S. Zibek, R. Salvia and P. Falabella, *Cosmetics*, 2021, **8**(2), 40.
- 98 Q. Li, S. Xu, Q. Feng, Q. Dai, L. Yao, Y. Zhang, H. Gao, H. Dong, D. Chen and X. Cao, *Bioact. Mater.*, 2021, **6**, 3396–3410.
- 99 E. Rodias, E. Aivazidou, C. Achillas, D. Aidonis and D. Bochtis, *Energies*, 2021, **14**(1), 159.
- 100 V. Shanmugam, O. Das, R. E. Neisiany, K. Babu, S. Singh, M. S. Hedenqvist, F. Berto and S. Ramakrishna, *Mater. Circ. Econ.*, 2020, **2**, 11.
- 101 R. R. Bora, R. Wang and F. You, *ACS Sustainable Chem. Eng.*, 2020, **8**, 16350–16363.
- 102 M. A. Acquavia, R. Pascale, G. Martelli, M. Bondoni and G. Bianco, *Polymers*, 2021, **13**(1), 158.
- 103 C. G. Otoni, H. M. C. Azeredo, B. D. Mattos, M. Beaumont, D. S. Correa and O. J. Rojas, *Adv. Mater.*, 2021, **33**, 2102520.
- 104 Y. F. Tsang, V. Kumar, P. Samadar, Y. Yang, J. Lee, Y. S. Ok, H. Song, K.-H. Kim, E. E. Kwon and Y. J. Jeon, *Environ. Int.*, 2019, **127**, 625–644.
- 105 T. Li, C. Chen, A. H. Brozena, J. Y. Zhu, L. Xu, C. Driemeier, J. Dai, O. J. Rojas, A. Isogai, L. Wågberg and L. Hu, *Nature*, 2021, **590**, 47–56.
- 106 M. Crippa, E. Solazzo, D. Guizzardi, F. Monforti-Ferrario, F. N. Tubiello and A. Leip, *Nat. Food*, 2021, **2**, 198–209.
- 107 A. Camia, N. Robert, K. Jonsson, R. Pilli, S. Garcia Condado, R. Lopez Lozano, M. Van Der Velde, T. Ronzon, P. Gurria Albusac, R. Mbarek, S. Tamosiunas, G. Fiore, R. Dos Santos Fernandes De Araujo, N. Hoepffner, L. Marelli and J. Giuntoli, *Publ. Off. Eur. Union*, 2018, JRC109869.
- 108 FAO, *The state of Food and Agriculture, Moving forwards on food loss and waste reduction*, 2019.
- 109 R. Bedoić, B. Čosić and N. Duić, *Sci. Total Environ.*, 2019, **686**, 568–579.
- 110 C. Peña, B. Civit, A. Gallego-Schmid, A. Druckman, A. C. Pires, B. Weidema, E. Mieras, F. Wang, J. Fava, L. M. i. Canals, M. Cordella, P. Arbuckle, S. Valdivia, S. Fallaha and W. Motta, *Int. J. Life Cycle Assess.*, 2021, **26**, 215–220.
- 111 L. Moretti, P. Di Mascio and S. Bellagamba, *Int. J. Environ. Res. Public Health*, 2017, **14**(6), 645.
- 112 V. V. Devadas, K. S. Khoo, W. Y. Chia, K. W. Chew, H. S. H. Munawaroh, M.-K. Lam, J.-W. Lim, Y.-C. Ho, K. T. Lee and P. L. Show, *Bioresour. Technol.*, 2021, **325**, 124702.
- 113 A. A. Adeleke, P. P. Ikubanni, T. A. Orhadahwe, C. T. Christopher, J. M. Akano, O. O. Agboola, S. O. Adegoke, A. O. Balogun and R. A. Ibikunle, *Heliyon*, 2021, **7**, e08025.
- 114 S. Ranganathan, S. Dutta, J. A. Moses and C. Anandharamakrishnan, *Heliyon*, 2020, **6**, e04891.
- 115 M. Kaya, T. Baran and M. Karaarslan, *Nat. Prod. Res.*, 2015, **29**, 1477–1480.
- 116 S. K. Bhatia, S. V. Otari, J.-M. Jeon, R. Gurav, Y.-K. Choi, R. K. Bhatia, A. Pugazhendhi, V. Kumar, J. Rajesh Banu, J.-J. Yoon, K.-Y. Choi and Y.-H. Yang, *Bioresour. Technol.*, 2021, **326**, 124733.
- 117 A. Thakali and J. D. MacRae, *Environ. Res.*, 2021, **194**, 110635.
- 118 D. A. Peguero, M. Gold, D. Vandeweyer, C. Zurbrügg and A. Mathys, *Front. Sustainable Food Syst.*, 2022, **5**, 745894.
- 119 Y. Zhang, S. Ni, R. Wu, Y. Fu, M. Qin, S. Willför and C. Xu, *Ind. Crops Prod.*, 2022, **177**, 114451.
- 120 N. George, A. Debroy, S. Bhat, S. Bindal and S. Singh, *J. Appl. Biotechnol. Rep.*, 2021, **8**, 221–233.
- 121 V. Sharma and P. P. Kundu, *Prog. Polym. Sci.*, 2006, **31**, 983–1008.
- 122 M. Soccio, F. Dominici, S. Quattrosoldi, F. Luzi, A. Munari, L. Torre, N. Lotti and D. Puglia, *Biomacromolecules*, 2020, **21**, 3254–3269.
- 123 F. Dominici, F. Luzi, P. Benincasa, L. Torre and D. Puglia, *Polymers*, 2020, **12**(10), 2248.
- 124 E. Águila-Almanza, S. S. Low, H. Hernández-Cocoletz, A. Atonal-Sandoval, E. Rubio-Rosas, J. Violante-González and P. L. Show, *J. Environ. Chem. Eng.*, 2021, **9**, 105229.
- 125 J. Uranga, A. Etxabide, S. Cabezudo, K. de la Caba and P. Guerrero, *Sci. Total Environ.*, 2020, **706**, 135747.



- 126 T. Raj, K. Chandrasekhar, A. Naresh Kumar and S.-H. Kim, *Renewable Sustainable Energy Rev.*, 2022, **158**, 112130.
- 127 K. Dhamodharan, S. Ahlawat, M. Kaushal and K. Rajendran, *Economics and cost analysis of waste biorefineries*, ed. R. Praveen Kumar, E. Gnansounou, J. Kenthorai Raman and G. Baskar, Academic Press, 2020, pp. 545–565.
- 128 S. Zhou, T. Khan, K. Jin, J. Lee and M. J. Buehler, *Adv. Funct. Mater.*, 2022, **32**, 2109881.
- 129 A. S. Bomfim, D. M. Oliveira, H. J. Voorwald, K. C. Benini, M.-J. Dumont and D. Rodrigue, *Polymers*, 2022, **14**(3), 437.
- 130 F. Luzi, L. Torre, J. M. Kenny and D. Puglia, *Materials*, 2019, **11**(12), 1999.
- 131 R. Xiong, A. M. Grant, R. Ma, S. Zhang and V. V. Tsukruk, *Mater. Sci. Eng., R*, 2018, **125**, 1–41.
- 132 E. Kowsalya, K. MosaChristas, P. Balashanmugam, V. Manivasagan, T. Devasena and C. R. I. Jaqueline, *J. Food Process Eng.*, 2021, **44**, e13641.
- 133 O. Das, K. Babu, V. Shanmugam, K. Sykam, M. Tebyetekerwa, R. E. Neisiany, M. Försth, G. Sas, J. Gonzalez-Libreros, A. J. Capezza, M. S. Hedenqvist, F. Berto and S. Ramakrishna, *Renewable Sustainable Energy Rev.*, 2022, **158**, 112054.
- 134 A. García-Quintero and M. Palencia, *Sci. Total Environ.*, 2021, **793**, 148524.
- 135 K. K. Brar, S. Magdouli, A. Othmani, J. Ghanei, V. Narisetty, R. Sindhu, P. Binod, A. Pugazhendhi, M. K. Awasthi and A. Pandey, *Environ. Res.*, 2022, **207**, 112202.
- 136 S. M. Abdelbasir, K. M. McCourt, C. M. Lee and D. C. Vanegas, *Front. Chem.*, 2020, **8**, 782.
- 137 P. R. Ghosh, D. Fawcett, S. B. Sharma and G. E. J. Poinern, *Materials*, 2017, **10**(8), 852.
- 138 P. Samaddar, Y. S. Ok, K.-H. Kim, E. E. Kwon and D. C. W. Tsang, *J. Cleaner Prod.*, 2018, **197**, 1190–1209.
- 139 J. Esteban and M. Ladero, *Int. J. Food Sci. Technol.*, 2018, **53**, 1095–1108.
- 140 D. Thangadurai, J. Naik, J. Sangeetha, A. Rahman Mohammad Said Al-Tawaha, C. O. Adetunji, S. Islam, M. David, A. K. Shettar and J. B. Adetunji, *Nanomaterials from Agrowastes: Past, Present, and the Future*, ed. O. V. Kharissova, L. M. T. Martínez and B. I. Kharisov, Springer International Publishing, Cham, 2020, pp. 1–17.
- 141 M. Selva, *Curr. Opin. Green Sustainable Chem.*, 2020, **24**, 38–41.
- 142 K. Mensah-Darkwa, C. Zequine, P. K. Kahol and R. K. Gupta, *Sustainability*, 2019, **11**(2), 414.
- 143 U. Zia, H. Iram, H. Z. Haider, F. Ameen, M. Abrar and M. Atif, *ECS J. Solid State Sci. Technol.*, 2022, **11**, 21001.
- 144 B. Vaish, V. Srivastava, P. Kumar Singh, P. Singh and R. Pratap Singh, *Environ. Eng. Res.*, 2020, **25**, 623–637.
- 145 Y.-E. Lee, D.-C. Shin, Y. Jeong, I.-T. Kim and Y.-S. Yoo, *Energies*, 2019, **12**(23), 4528.
- 146 A. Kumar, A. Choudhary, H. Kaur, S. Mehta and A. Husen, *J. Nanobiotechnol.*, 2021, **19**, 256.
- 147 B. A. Omran and K.-H. Baek, *J. Environ. Manage.*, 2022, **311**, 114806.
- 148 A. Rastogi, P. Singh, F. A. Haraz and A. Barhoum, in *Micro and Nano Technologies*, ed. A. Barhoum and A. S. Hamdy Makhoul, Elsevier, 2018, pp. 571–604.
- 149 J. Jeevanandam, S. F. Kiew, S. Boakye-Ansah, S. Y. Lau, A. Barhoum, M. K. Danquah and J. Rodrigues, *Nanoscale*, 2022, **14**, 2534–2571.
- 150 B. H. J. Gowda, M. G. Ahmed, S. Chinnam, K. Paul, M. Ashrafuzzaman, M. Chavali, R. Gahtori, S. Pandit, K. K. Kesari and P. K. Gupta, *J. Drug Delivery Sci. Technol.*, 2022, **71**, 103305.
- 151 O. V. Kharissova, B. I. Kharisov, C. M. Oliva González, Y. P. Méndez and I. López, *R. Soc. Open Sci.*, 2022, **6**, 191378.
- 152 G. Ashrafi, M. Nasrollahzadeh, B. Jaleh, M. Sajjadi and H. Ghafari, *Adv. Colloid Interface Sci.*, 2022, **301**, 102599.
- 153 K. Torres-Rivero, J. Bastos-Arrieta, N. Fiol and A. Florido, in *Biosynthesized Nanomaterials*, ed. S. K. Verma and A. K. B. T.-C. A. C. Das, Elsevier, 2021, vol. 94, pp. 433–469.
- 154 R. Suhag, R. Kumar, A. Dhiman, A. Sharma, P. K. Prabhakar, K. Gopalakrishnan, R. Kumar and A. Singh, *Crit. Rev. Food Sci. Nutr.*, 2022, 1–20.
- 155 M. M. Ahmed, M. T. Badawy, F. K. Ahmed, A. Kalia and K. A. Abd-Elsalam, in *Nanobiotechnology for Plant Protection*, ed. K. A. Abd-Elsalam, R. Periakaruppan and S. Rajeshkumar, Elsevier, 2022, pp. 231–257.
- 156 A. Santhosh, V. Theertha, P. Prakash and S. Chandran, *Mater. Today: Proc.*, 2021, **46**, 4460–4463.
- 157 S. Ali, X. Chen, M. Ajmal Shah, M. Ali, M. Zareef, M. Arslan, S. Ahmad, T. Jiao, H. Li and Q. Chen, *Food Chem.*, 2021, **359**, 129912.
- 158 K. Bhardwaj, D. S. Dhanjal, A. Sharma, E. Nepovimova, A. Kalia, S. Thakur, S. Bhardwaj, C. Chopra, R. Singh, R. Verma, D. Kumar, P. Bhardwaj and K. Kuća, *Int. J. Mol. Sci.*, 2020, **21**(23), 9028.
- 159 A. B. Mahanthesh, S. Halder and S. Banerjee, *Biotechnol. Zero Waste*, 2022, 361–368.
- 160 M. B. da Costa Rocha, T. R. de Araújo, R. L. B. A. Medeiros, M. M. Oliveira and G. P. de Figueredo, *Res. Soc. Dev.*, 2021, **11**(8), 1003.
- 161 J. Singh, T. Dutta, K.-H. Kim, M. Rawat, P. Samddar and P. Kumar, *J. Nanobiotechnol.*, 2018, **16**, 84.
- 162 A. M. El Shafey, *Green Process. Synth.*, 2020, **9**, 304–339.
- 163 L. Soltys, O. Olkhovyy, T. Tatarchuk and M. Naushad, *Magnetochemistry*, 2021, **7**(11), 145.
- 164 S. A. Akintelu, A. S. Folorunso, F. A. Folorunso and A. K. Oyebamiji, *Heliyon*, 2020, **6**, e04508.
- 165 C. P. Devatha, J. K. and M. Patil, *Environ. Nanotechnol. Monit. Manage.*, 2018, **9**, 85–94.
- 166 Q. Zhu, W. Zhang, J. Cai, J. Li, L. Zhong, S. Pu and A. Li, *Colloids Surf., A*, 2022, **640**, 128471.
- 167 T. T. Phan, D. T. Phan, X. T. Cao, T.-C. Huynh and J. Oh, *Nanomaterials*, 2021, **11**(2), 273.



- 168 M. I. Hidayat, M. Adlim, I. Maulana, S. Suhartono, Z. Hayati and N. H. H. A. Bakar, *Arabian J. Chem.*, 2022, **15**, 103596.
- 169 D. Chouhan and P. Mandal, *Int. J. Biol. Macromol.*, 2021, **166**, 1554–1569.
- 170 O. Ejeromedoghene, A. Oladipo, O. Oderinde, E. S. Okeke, S. A. Amolegbe, T. M. Obuotor, C. A. Akinremi, S. Adewuyi and G. Fu, *ACS Agric. Sci. Technol.*, 2021, **1**, 664–673.
- 171 A. Roselyn Maheo, B. Scholastica Mary Vithiya, T. Augustine Arul Prasad, P. Tamizhdurai and V. L. Mangesh, *Arabian J. Chem.*, 2022, **15**, 103661.
- 172 E. Nourmohammadi, R. Kazemi Oskuee, L. Hasanazadeh, M. Mohajeri, A. Hashemzadeh, M. Rezayi and M. Darroudi, *Ceram. Int.*, 2018, **44**, 19570–19575.
- 173 M. K. Shukla, R. P. Singh, C. R. K. Reddy and B. Jha, *Bioresour. Technol.*, 2012, **107**, 295–300.
- 174 D. A. Lomeli-Rosales, A. Zamudio-Ojeda, S. A. Cortes-Llamas and G. Velázquez-Juárez, *Sci. Rep.*, 2019, **9**, 19327.
- 175 R. F. Elsupikhe, K. Shameli, M. B. Ahmad, N. A. Ibrahim and N. Zainudin, *Nanoscale Res. Lett.*, 2015, **10**, 302.
- 176 X. Chen, X. Zhao, Y. Gao, J. Yin, M. Bai and F. Wang, *Mar. Drugs*, 2018, **16**(8), 277.
- 177 S. Vijayakumar and B. Vaseeharan, *Adv. Powder Technol.*, 2018, **29**, 2331–2345.
- 178 S. Kamel and T. A. Khattab, *Cellulose*, 2021, **28**, 4545–4574.
- 179 T. Li, S. Lü, Z. Wang, M. Huang, J. Yan and M. Liu, *Sci. Total Environ.*, 2021, **765**, 142745.
- 180 R. Kaur, S. K. Bhardwaj, S. Chandna, K.-H. Kim and J. Bhaumik, *J. Cleaner Prod.*, 2021, **317**, 128300.
- 181 Y. Huang, I. Mosleh and A. Abbaspourrad, *Nano-Struct. Nano-Objects*, 2022, **30**, 100864.
- 182 M. Shin, S. Yang, H. W. Kwak and K. H. Lee, *Eur. Polym. J.*, 2022, **164**, 110960.
- 183 S. Xu, L. Yong and P. Wu, *ACS Appl. Mater. Interfaces*, 2013, **5**, 654–662.
- 184 E. Lizundia, D. Puglia, T.-D. Nguyen and I. Armentano, *Prog. Mater. Sci.*, 2020, **112**, 100668.
- 185 M. Baláž, E. V. Boldyreva, D. Rybin, S. Pavlović, D. Rodríguez-Padrón, T. Mudrinić and R. Luque, *Front. Bioeng. Biotechnol.*, 2021, **8**, 612567.
- 186 S. Sundar, J. Kundu and S. C. Kundu, *Sci. Technol. Adv. Mater.*, 2010, **11**, 14104.
- 187 M. Yadav, N. Pareek and V. Vivekanand, in *Nanobiotechnology for Plant Protection*, ed. K. A. Abd-El Salam, R. Periakaruppan and S. Rajeshkumar, Elsevier, 2022, pp. 259–280.
- 188 M. S. Hasanin, *Starch – Stärke*, 2021, **73**, 2100055.
- 189 A. Balde, A. Hasan, I. Joshi and R. A. Nazeer, *J. Air Waste Manage. Assoc.*, 2020, **70**, 1227–1235.
- 190 C. Ferroni and G. Varchi, *Appl. Sci.*, 2021, **11**(20), 9417.
- 191 G. V. Sree, P. Rajasekaran, O. Bazaka, I. Levchenko, K. Bazaka and M. Mandhakini, *Carbon Trends*, 2021, **5**, 100083.
- 192 I. Hassanin and A. Elzoghby, *Cancer Drug Resist.*, 2020, **3**, 930–946.
- 193 M. Meyer, *Biomed. Eng. Online*, 2019, **18**, 24.
- 194 I. Sundaramurthy, G. Thiagarajan, C. R. Panda and S. Sankar, *Curr. Mater. Sci.*, 2021, **14**, 80–92.
- 195 R. Reshmy, E. Philip, A. Madhavan, A. Tarfdar, R. Sindhu, P. Binod, R. Sirohi, M. Kumar Awasthi and A. Pandey, *Fuel*, 2022, **311**, 122575.
- 196 A. do Espirito Santo Pereira, J. L. de Oliveira, S. M. Savassa, C. B. Rogério, G. Araujo de Medeiros and L. F. Fraceto, *J. Cleaner Prod.*, 2022, **345**, 131145.
- 197 S. Mubarik, N. Qureshi, Z. Sattar, A. Shaheen, A. Kalsoom, M. Imran and F. Hanif, *Nanomanufacturing*, 2021, **1**(3), 109–159.
- 198 R. Del Sole, G. Mele, E. Bloise and L. Mergola, *Polymers*, 2021, **13**(5), 2430.
- 199 B. H. Thippeswamy, A. S. Maligi and G. Hegde, *Catalysis*, 2021, **11**(12), 1485.
- 200 G. Lan, J. Yang, R.-P. Ye, Y. Boyjoo, J. Liang, X. Liu, Y. Li, J. Liu and K. Qian, *Small Methods*, 2021, **5**, 2001250.
- 201 S. D. Lakshmi, P. K. Avti and G. Hegde, *Nano-Struct. Nano-Objects*, 2018, **16**, 306–321.
- 202 L. Wang, Y. Guo, Y. Zhu, Y. Li, Y. Qu, C. Rong, X. Ma and Z. Wang, *Bioresour. Technol.*, 2010, **101**, 9807–9810.
- 203 M. T. Safian, U. S. Haron and M. N. M. Ibrahim, *BioResources*, 2020, **15**, 9756–9785.
- 204 Z. Wang, D. Shen, C. Wu and S. Gu, *Green Chem.*, 2018, **20**, 5031–5057.
- 205 G. Tatrari, M. Karakoti, C. Tewari, S. Pandey, B. S. Bohra, A. Dandapat and N. G. Sahoo, *Mater. Adv.*, 2021, **2**, 1454–1484.
- 206 S. Sundriyal, V. Shrivastav, H. D. Pham, S. Mishra, A. Deep and D. P. Dubal, *Resour., Conserv. Recycl.*, 2021, **169**, 105548.
- 207 Y. Yang, J. Cui, M. Zheng, C. Hu, S. Tan, Y. Xiao, Q. Yang and Y. Liu, *Chem. Commun.*, 2012, **48**, 380–382.
- 208 P. Wang, L. Li, X. Pang, Y. Zhang, Y. Zhang, W.-F. Dong and R. Yan, *RSC Adv.*, 2021, **11**, 12015–12021.
- 209 X. Liu, J. Pang, F. Xu and X. Zhang, *Sci. Rep.*, 2016, **6**, 31100.
- 210 A. Khan, M. Goepel, J. C. Colmenares and R. Gläser, *ACS Sustainable Chem. Eng.*, 2020, **8**, 4708–4727.
- 211 S. Liu, X. Wang, H. Zhao and W. Cai, *Colloids Surf., A*, 2015, **484**, 386–393.
- 212 P. Chauhan, J. Saini and S. Chaudhary, *Nano-Struct. Nano-Objects*, 2020, **24**, 100585.
- 213 H. E. Emam and H. B. Ahmed, *Int. J. Biol. Macromol.*, 2021, **170**, 688–700.
- 214 Y. Wang, Y. Liu, L. Zhao, L. Sun, X. Zhao and Y. Xia, *J. Mater. Sci.*, 2021, **56**, 1272–1285.
- 215 K. Subhani, X. Jin, N. Hameed, A. K. Lau, J. A. M. Ramshaw, V. Glattauer and N. V. Salim, *Mater. Today Sustainability*, 2022, **18**, 100152.
- 216 M. Ashokkumar, N. T. Narayanan, A. L. Mohana Reddy, B. K. Gupta, B. Chandrasekaran, S. Talapatra, P. M. Ajayan and P. Thanikaivelan, *Green Chem.*, 2012, **14**, 1689–1695.
- 217 M. Ashokkumar, A. C. Chipara, N. T. Narayanan, A. Anumary, R. Sruthi, P. Thanikaivelan, R. Vajtai,



- S. A. Mani and P. M. Ajayan, *ACS Appl. Mater. Interfaces*, 2016, **8**, 14836–14844.
- 218 H. Wang, F. Fu, M. Huang, Y. Feng, D. Han, Y. Xi, W. Xiong, D. Yang and L. Niu, *Nano Mater. Sci.*, 2022, DOI: [10.1016/j.nanoms.2022.01.002](https://doi.org/10.1016/j.nanoms.2022.01.002).
- 219 S. M. Ji and A. Kumar, *Polymers*, 2022, **14**(1), 169.
- 220 W.-J. Chen, C.-X. Zhao, B.-Q. Li, T.-Q. Yuan and Q. Zhang, *Green Chem.*, 2022, **24**, 565–584.
- 221 G. H. Lim, J.-W. Lee, J.-H. Choi, Y. C. Kang and K. C. Roh, *Mater. Chem. Phys.*, 2022, **284**, 126073.
- 222 Y. Song, N. Qi, K. Li, D. Cheng, D. Wang and Y. Li, *RSC Adv.*, 2022, **12**, 8108–8118.
- 223 P. Sinha, A. Yadav, A. Tyagi, P. Paik, H. Yokoi, A. K. Naskar, T. Kuila and K. K. Kar, *Carbon*, 2020, **168**, 419–438.
- 224 Z. Yang, T. Huang, P. Cao, Y. Cui, J. Nie, T. Chen, H. Yang, F. Wang and L. Sun, *ACS Appl. Mater. Interfaces*, 2022, **14**, 18110–18119.
- 225 S. Seetharaman, J. Subramanian, R. A. Singh, W. L. Wong, M. L. Nai and M. Gupta, *Technology*, 2022, **10**, 32.
- 226 O. O. Joseph and K. O. Babaremu, *Fibers*, 2019, **7**(4), 33.
- 227 A. Bahrami, N. Soltani, M. I. Pech-Canul and C. A. Gutiérrez, *Crit. Rev. Environ. Sci. Technol.*, 2016, **46**, 143–208.
- 228 Y. K. Chen, Y. Sun, K. Q. Wang, W. Y. Kuang, S. R. Yan, Z. H. Wang and H. S. Lee, *Constr. Build. Mater.*, 2022, **325**, 126220.
- 229 R. A. Mensah, V. Shanmugam, S. Narayanan, S. M. Razavi, A. Ulfberg, T. Blanksvärd, F. Sayahi, P. Simonsson, B. Reinke, M. Försth, G. Sas, D. Sas and O. Das, *Sustainability*, 2021, **13**, 9336.
- 230 S. Gupta, S. Muthukrishnan and H. W. Kua, *Constr. Build. Mater.*, 2021, **268**, 121142.
- 231 R. Nisticò, L. Lavagna, D. Versaci, P. Ivanchenko and P. Benzi, *Bol. Soc. Esp. Ceram. Vidrio*, 2020, **59**, 186–192.
- 232 I. A. Cornejo, S. Ramalingam and J. S. Fish, *Am. Ceram. Soc. Bull.*, 2014, **93**, 24–27.
- 233 R. Kothari, A. Singh, A. K. Pandey, V. V. Tyagi, D. Egamberdieva, S. D. Bellingrath-Kimura and N. K. Arora, *Environ. Sustainability*, 2021, **4**, 199–200.
- 234 J.-G. Rosenboom, R. Langer and G. Traverso, *Nat. Rev. Mater.*, 2022, **7**, 117–137.
- 235 S. Agarwal, *Macromol. Chem. Phys.*, 2020, **221**, 2000017.
- 236 V. Siracusa, *Polymers*, 2019, **11**, 1066.
- 237 S. De Gisi, G. Gadaleta, G. Gorrasi, F. P. La Mantia, M. Notarnicola and A. Sorrentino, *J. Environ. Manage.*, 2022, **310**, 114769.
- 238 G. Fredi and A. Dorigato, *Adv. Ind. Eng. Polym. Res.*, 2021, **4**, 159–177.
- 239 E. Cadena, J. Colón, A. Artola, A. Sánchez and X. Font, *Int. J. Life Cycle Assess.*, 2009, **14**, 401–410.
- 240 A. Di Maria, J. Eyckmans and K. Van Acker, *Waste Manage.*, 2018, **75**, 3–21.
- 241 J. B. Guinée, R. Heijungs, G. Huppes, A. Zamagni, P. Masoni, R. Buonamici, T. Ekvall and T. Rydberg, *Environ. Sci. Technol.*, 2011, **45**, 90–96.
- 242 M. Iturrondobeitia, O. Akizu-Gardoki, R. Minguez and E. Lizundia, *ACS Sustainable Chem. Eng.*, 2021, **9**, 7139–7153.
- 243 M. A. J. Huijbregts, S. Hellweg, R. Frischknecht, H. W. M. Hendriks, K. Hungerbühler and A. J. Hendriks, *Environ. Sci. Technol.*, 2010, **44**, 2189–2196.
- 244 A. Corona, M. J. Biddy, D. R. Vardon, M. Birkved, M. Z. Hauschild and G. T. Beckham, *Green Chem.*, 2018, **20**, 3857–3866.
- 245 F. Hermansson, M. Janssen and M. Svanström, *Int. J. Life Cycle Assess.*, 2020, **25**, 1620–1632.
- 246 P. Yadav, D. Athanassiadis, I. Antonopoulou, U. Rova, P. Christakopoulos, M. Tysklind and L. Matsakas, *J. Cleaner Prod.*, 2021, **279**, 123515.
- 247 A. Alsabri and S. G. Al-Ghamdi, *Energy Rep.*, 2020, **6**, 364–370.
- 248 K. W. Meereboer, M. Misra and A. K. Mohanty, *Green Chem.*, 2020, **22**, 5519–5558.
- 249 C. Lopes, L. T. Antelo, A. Franco-Uría, A. A. Alonso and R. Pérez-Martín, *Waste Manage.*, 2015, **46**, 103–112.
- 250 X. García-Santiago, A. Franco-Uría, L. T. Antelo, J. A. Vázquez, R. Pérez-Martín, M. T. Moreira and G. Feijoo, *J. Ind. Ecol.*, 2021, **25**, 789–801.
- 251 I. Leceta, P. Guerrero, S. Cabezudo and K. de la Caba, *J. Cleaner Prod.*, 2013, **41**, 312–318.
- 252 I. Leceta, A. Etxabide, S. Cabezudo, K. de la Caba and P. Guerrero, *J. Cleaner Prod.*, 2014, **64**, 218–227.
- 253 I. Muñoz, C. Rodríguez, D. Gillet and B. M. Moerschbacher, *Int. J. Life Cycle Assess.*, 2018, **23**, 1151–1160.
- 254 M. L. M. Broeren, S. N. C. Dellaert, B. Cok, M. K. Patel, E. Worrell and L. Shen, *J. Cleaner Prod.*, 2017, **149**, 818–827.
- 255 D. Koch, M. Paul, S. Beisl, A. Friedl and B. Mihalyi, *J. Cleaner Prod.*, 2020, **245**, 118760.
- 256 L. Sillero, A. Morales, R. Fernández-Marín, F. Hernández-Ramos, I. Dávila, X. Erdocia and J. Labidi, *Sustainable Prod. Consum.*, 2021, **28**, 749–759.
- 257 Q. Li, S. McGinnis, C. Sydnor, A. Wong and S. Renneckar, *ACS Sustainable Chem. Eng.*, 2013, **1**, 919–928.
- 258 R. Arvidsson, D. Nguyen and M. Svanström, *Environ. Sci. Technol.*, 2015, **49**, 6881–6890.
- 259 J. Turk, P. Oven, I. Poljanšek, A. Lešek, F. Knez and K. Malovrh Rebec, *J. Cleaner Prod.*, 2020, **247**, 119107.
- 260 H. C. Kim and V. Fthenakis, *J. Ind. Ecol.*, 2013, **17**, 528–541.
- 261 F. Wu, Z. Zhou and A. L. Hicks, *Environ. Sci. Technol.*, 2019, **53**, 4078–4087.
- 262 F. Piccinno, R. Hischier, S. Seeger and C. Som, *J. Cleaner Prod.*, 2018, **174**, 283–295.
- 263 R. Katakojwala and S. V. Mohan, *J. Cleaner Prod.*, 2020, **249**, 119342.
- 264 R. M. Leão, P. C. Miléo, J. M. L. L. Maia and S. M. Luz, *Carbohydr. Polym.*, 2017, **175**, 518–529.
- 265 F. Piccinno, R. Hischier, S. Seeger and C. Som, *ACS Sustainable Chem. Eng.*, 2015, **3**, 1047–1055.



- 266 M. C. B. de Figueirêdo, M. de F. Rosa, C. M. L. Ugaya, M. de S. M. de Souza Filho, A. C. C. da Silva Braid and L. F. L. de Melo, *J. Cleaner Prod.*, 2012, **35**, 130–139.
- 267 D. LeCorre, C. Hohenthal, A. Dufresne and J. Bras, *J. Polym. Environ.*, 2013, **21**, 71–80.
- 268 L. Serrano-Luján, S. Víctor-Román, C. Toledo, O. Sanahuja-Parejo, A. E. Mansour, J. Abad, A. Amassian, A. M. Benito, W. K. Maser and A. Urbina, *SN Appl. Sci.*, 2019, **1**, 179.
- 269 P. Caramazana-González, P. W. Dunne, M. Gimeno-Fabra, M. Zilka, M. Ticha, B. Stieberova, F. Freiberg, J. McKechnie and E. H. Lester, *Green Chem.*, 2017, **19**, 1536–1547.
- 270 A. Heidari, E. Khaki, H. Younesi and H. R. Lu, *J. Cleaner Prod.*, 2019, **241**, 118394.
- 271 M. Lee, W.-S. Tsai and S.-T. Chen, *J. Cleaner Prod.*, 2020, **265**, 121845.
- 272 R. Vidal, P. Martínez and D. Garraín, *Int. J. Life Cycle Assess.*, 2009, **14**, 73–82.
- 273 X. Guo, Y. Yao, H. Zhao, C. Chi, F. Zeng, F. Qian, Z. Liu, L. Huo and Y. Lv, *Sci. Total Environ.*, 2021, **788**, 147852.
- 274 J. Hildebrandt, M. Budzinski, R. Nitzsche, A. Weber, A. Krombholz, D. Thrän and A. Bezama, *Resour., Conserv. Recycl.*, 2019, **141**, 455–464.
- 275 G. Molins, M. D. Álvarez, N. Garrido, J. Macanás and F. Carrillo, *J. Polym. Environ.*, 2018, **26**, 873–884.
- 276 D. Tadele, P. Roy, F. Defersha, M. Misra and A. K. Mohanty, *Clean Technol. Environ. Policy*, 2020, **22**, 639–649.
- 277 D. Ita-Nagy, I. Vázquez-Rowe, R. Kahhat, I. Quispe, G. Chinga-Carrasco, N. M. Clauser and M. C. Area, *Sci. Total Environ.*, 2020, **720**, 137586.
- 278 M. Casadesús, M. D. Álvarez, N. Garrido, G. Molins, J. Macanás, X. Colom, J. Cañavate and F. Carrillo, *Resour., Conserv. Recycl.*, 2019, **149**, 489–499.
- 279 M. Hervy, S. Evangelisti, P. Lettieri and K.-Y. Lee, *Compos. Sci. Technol.*, 2015, **118**, 154–162.
- 280 G. Espadas-Aldana, P. Guaygua-Amaguaña, C. Vialle, J.-P. Belaud, P. Evon and C. Sablayrolles, *Coatings*, 2021, **11**(5), 525.
- 281 A. Nawirska and M. Kwaśniewska, *Food Chem.*, 2005, **91**, 221–225.
- 282 K. C. Teh, C. Y. Tan and I. M. L. Chew, *J. Environ. Chem. Eng.*, 2021, **9**, 105381.
- 283 Y. Liu, Y. Nie, X. Lu, X. Zhang, H. He, F. Pan, L. Zhou, X. Liu, X. Ji and S. Zhang, *Green Chem.*, 2019, **21**, 3499–3535.
- 284 S. Cobo, A. Dominguez-Ramos and A. Irabien, *ACS Sustainable Chem. Eng.*, 2018, **6**, 3493–3501.
- 285 P. Anastas and N. Eghbali, *Chem. Soc. Rev.*, 2010, **39**, 301–312.
- 286 O. Alonso-López, S. López-Ibáñez and R. Beiras, *Polymers*, 2021, **13**, 3742.
- 287 L. Zimmermann, A. Dombrowski, C. Völker and M. Wagner, *Environ. Int.*, 2020, **145**, 106066.
- 288 C. Zhou and Y. Wang, *Sci. Technol. Adv. Mater.*, 2020, **21**, 787–804.
- 289 M. L. Astolfi, E. Marconi, L. Lorini, F. Valentino, F. Silva, B. S. Ferreira, S. Canepari and M. Majone, *Chemosphere*, 2020, **259**, 127472.
- 290 L. Zhi, R. Zhipeng, L. Minglong, B. Rongjun, L. Xiaoyu, L. Haifei, C. Kun, Z. Xuhui, Z. Jufeng, L. Lianqing, D. Marios, J. Stephen, I. Natarjan and P. Genxing, *J. Cleaner Prod.*, 2020, **276**, 124208.
- 291 A. Schüch, G. Morscheck and M. Nelles, *Technological Options for Biogenic Waste and Residues—Overview of Current Solutions and Developments* Springer Singapore, ed. S. K. Ghosh, Singapore, 2019, pp. 307–322.
- 292 F. Fava, G. Totaro, L. Diels, M. Reis, J. Duarte, O. B. Carioca, H. M. Poggi-Varaldo and B. S. Ferreira, *New Biotechnol.*, 2015, **32**, 100–108.
- 293 <https://www.bbeu.org/what-we-can-achieve-together/testimonials-and-collaboration-results>.
- 294 T. Huq, A. Khan, D. Brown, N. Dhayagude, Z. He and Y. Ni, *J. Bioresour. Bioprod.*, 2022, **7**, 85–98.
- 295 V. Rudovica, *et al.*, *Front. Mar. Sci.*, 2021, **8**, 723333.
- 296 E. Montoneri, *Municipal Waste Treatment, Technological Scale up and Commercial Exploitation: The Case of Bio-waste Lignin to Soluble Lignin-like Polymers*, ed. P. Morone, F. Papendiek and V. E. Tartiu, Springer International Publishing, Cham, 2017, pp. 79–120.
- 297 A. Bianchi, V. Sanz, H. Domínguez and M. D. Torres, *Food Hydrocolloids*, 2022, **122**, 107070.
- 298 S. Timorshina, E. Popova and A. Osmolovskiy, *Polymers*, 2022, **14**(8), 1601.

