




Showcasing research from Yinggan Zhang (Xiamen University), Baisheng Sa (Fuzhou University), Zhimei Sun (Beihang University) *et al.*

Computational design of double transition metal MXenes with intrinsic magnetic properties

We have designed 50 double transition metal MXenes with intrinsic magnetism using spin-polarized density functional theory calculations, among which four FM half-metals, ten AFM semiconductors, and one AFM half-metal were screened out for spintronic device applications. Our study has provided a new strategy for developing MXenes as intrinsically magnetic materials and paves the way for the application of MXenes in the field of spintronics.

As featured in:



See Baisheng Sa, Zhimei Sun *et al.*, *Nanoscale Horiz.*, 2022, 7, 276.



## Computational design of double transition metal MXenes with intrinsic magnetic properties†

Yinggan Zhang,<sup>a</sup> Zhou Cui,<sup>b</sup> Baisheng Sa,<sup>b</sup> \*<sup>b</sup> Naihua Miao,<sup>c</sup> Jian Zhou <sup>c</sup> and Zhimei Sun \*<sup>c</sup>Cite this: *Nanoscale Horiz.*, 2022, 7, 276Received 24th November 2021,  
Accepted 14th January 2022

DOI: 10.1039/d1nh00621e

rsc.li/nanoscale-horizons

Two-dimensional transition metal carbides (MXenes) have great potential to achieve intrinsic magnetism due to their available chemical and structural diversity. In this work, by spin-polarized density functional theory calculations, we designed and comprehensively investigated 50 double transition metal (DTM) MXenes  $\text{MCr}_2\text{CT}_x$  ( $T = \text{H, O, F, OH, or bare}$ ) based on the chemical formula of  $\text{M}_2\text{C}$  ( $M = \text{Sc, Y, Ti, Zr, Hf, V, Nb, Ta, Mo, W}$ ). We highlight that ferromagnetic half-metallicity, antiferromagnetic semiconduction, as well as antiferromagnetic half-metallicity have been achieved in the DTM MXenes. Herein, ferromagnetic half-metallic  $\text{ScCr}_2\text{C}_2$ ,  $\text{ScCr}_2\text{C}_2\text{H}_2$ ,  $\text{ScCr}_2\text{C}_2\text{F}_2$ , and  $\text{YCr}_2\text{C}_2\text{H}_2$  are characterized with wide band gaps and high Curie temperatures. Very interestingly, the  $\text{ScCr}_2\text{C}_2$ -based magnetic tunnel junction presents a tunnel magnetoresistance ratio as high as 176 000%. In addition, the antiferromagnetic semiconducting  $\text{TiCr}_2\text{C}_2$ ,  $\text{ZrCr}_2\text{C}_2$ , and  $\text{ZrCr}_2\text{C}_2(\text{OH})_2$ , possessing moderate band gaps and high Néel temperatures, have been predicted. Especially, the Néel temperature of  $\text{ZrCr}_2\text{C}_2(\text{OH})_2$  can reach 425 K. Moreover, the Dirac cone-like band structure feature is highlighted in antiferromagnetic half-metallic  $\text{ZrCr}_2\text{C}_2\text{H}_2$ . Our study provides a new potential strategy for designing MXenes in spintronics.

## 1. Introduction

Conventional electronics only make use of the charge of electrons for device operation. Distinct from that, spintronics takes the advantage of both the charge and spin degrees of

## New concepts

Recently achieved two-dimensional (2D) intrinsic materials open the door for spintronic applications at the nanoscale. However, most 2D materials lack intrinsic magnetism, which hampers their practical application as spintronic devices. In this work, we have designed 50 double transition metal MXenes with intrinsic magnetism. Among them, we screened four FM half-metals, ten AFM semiconductors, and one AFM half-metal that can be used for spintronic device applications. The four FM half-metals are characterized with wide band gaps and high Curie temperatures. Moreover, the  $\text{ScCr}_2\text{C}_2$ -based magnetic tunnel junction presents a tunnel magnetoresistance ratio as high as 176 000%. In addition, three AFM semiconductors exhibit moderate band gaps and high Néel temperatures. Especially, the Néel temperature of  $\text{ZrCr}_2\text{C}_2(\text{OH})_2$  can reach 425 K, which is higher than room temperature. Notably, the AFM half-metal  $\text{ZrCr}_2\text{C}_2\text{H}_2$  is featured with a Dirac cone-like band structure. Our study provides a new strategy for developing MXenes as intrinsically magnetic materials and paves the way for application of the MXene family in the field of spintronics.

freedom in electrons for information processing.<sup>1,2</sup> Meanwhile, as switching a spin state requires much less energy than controlling a charge current, spintronic devices can operate information storage by low-energy consumption, with no heat created.<sup>3</sup> Thus, spintronics offer great opportunities in future high-speed and energy-saving operations for next-generation information technology.<sup>4</sup> On the other hand, since the successful fabrication of graphene, two-dimensional (2D) crystalline materials have garnered tremendous attention for their novel physical properties.<sup>5</sup> However, pristine graphene is intrinsically nonmagnetic, as are many other 2D materials.<sup>6</sup> In recent years, diverse advanced methods, such as doping, defects, functionalization, *etc.*, have been utilized to induce magnetism for graphene-based 2D materials.<sup>7</sup> However, the magnetism of these materials is not robust, which hampers their practical application as spintronic devices.<sup>8</sup> Much effort has been made to investigate intrinsic magnetic properties in 2D materials. For example, ferromagnetic half-metals  $\text{ScX}$  and  $\text{MnX}$  ( $X = \text{P, As}$ ) monolayers,<sup>9,10</sup> ferromagnetic semiconductor single-layer  $\text{CrOX}$  ( $X = \text{Cl, Br}$ ),<sup>11</sup> and Dirac half-metal  $\text{YN}_2$  monolayers<sup>12</sup>

<sup>a</sup> College of Materials, Fujian Provincial Key Laboratory of Theoretical and Computational Chemistry, Xiamen University, Xiamen 361005, P. R. China

<sup>b</sup> Key Laboratory of Eco-materials Advanced Technology, College of Materials Science and Engineering, Fuzhou University, Fuzhou 350108, P. R. China. E-mail: bssa@fzu.edu.cn

<sup>c</sup> School of Materials Science and Engineering and Center for Integrated Computational Materials Science, International Research Institute for Multidisciplinary Science, Beihang University, Beijing 100191, P. R. China. E-mail: zmsun@buaa.edu.cn

† Electronic supplementary information (ESI) available. See DOI: 10.1039/d1nh00621e

M Early transition metals    X C and/or N  
T Surface terminations    A Group 13/14

1 IA <b>H</b> Hydrogen	2 IIA <b>Be</b> Beryllium											13 IIIA <b>B</b> Boron	14 IVA <b>C</b> Carbon	15 VA <b>N</b> Nitrogen	16 VIA <b>O</b> Oxygen	17 VIIA <b>F</b> Fluorine	18 VIIIA <b>He</b> Helium
3 <b>Li</b> Lithium	4 <b>Be</b> Beryllium	5 <b>B</b> Boron	6 <b>C</b> Carbon	7 <b>N</b> Nitrogen	8 <b>O</b> Oxygen	9 <b>F</b> Fluorine	10 <b>Ne</b> Neon										
11 <b>Na</b> Sodium	12 <b>Mg</b> Magnesium	13 <b>Al</b> Aluminum	14 <b>Si</b> Silicon	15 <b>P</b> Phosphorus	16 <b>S</b> Sulfur	17 <b>Cl</b> Chlorine	18 <b>Ar</b> Argon										
19 <b>K</b> Potassium	20 <b>Ca</b> Calcium	21 <b>Sc</b> Scandium	22 <b>Ti</b> Titanium	23 <b>V</b> Vanadium	24 <b>Cr</b> Chromium	25 <b>Mn</b> Manganese	26 <b>Fe</b> Iron	27 <b>Co</b> Cobalt	28 <b>Ni</b> Nickel	29 <b>Cu</b> Copper	30 <b>Zn</b> Zinc	31 <b>Ga</b> Gallium	32 <b>Ge</b> Germanium	33 <b>As</b> Arsenic	34 <b>Se</b> Selenium	35 <b>Br</b> Bromine	36 <b>Kr</b> Krypton
37 <b>Rb</b> Rubidium	38 <b>Sr</b> Strontium	39 <b>Y</b> Yttrium	40 <b>Zr</b> Zirconium	41 <b>Nb</b> Niobium	42 <b>Mo</b> Molybdenum	43 <b>Tc</b> Technetium	44 <b>Ru</b> Ruthenium	45 <b>Rh</b> Rhodium	46 <b>Pd</b> Palladium	47 <b>Ag</b> Silver	48 <b>Cd</b> Cadmium	49 <b>In</b> Indium	50 <b>Sn</b> Tin	51 <b>Sb</b> Antimony	52 <b>Te</b> Tellurium	53 <b>I</b> Iodine	54 <b>Xe</b> Xenon
55 <b>Cs</b> Cesium	56 <b>Ba</b> Barium	57-71 La-Lu Lanthanides	72 <b>Hf</b> Hafnium	73 <b>Ta</b> Tantalum	74 <b>W</b> Tungsten	75 <b>Re</b> Rhenium	76 <b>Os</b> Osmium	77 <b>Ir</b> Iridium	78 <b>Pt</b> Platinum	79 <b>Au</b> Gold	80 <b>Hg</b> Mercury	81 <b>Tl</b> Thallium	82 <b>Pb</b> Lead	83 <b>Bi</b> Bismuth	84 <b>Po</b> Polonium	85 <b>At</b> Astatine	86 <b>Rn</b> Radon
87 <b>Fr</b> Francium	88 <b>Ra</b> Radium	89-103 Ac-Lr Actinides	104 <b>Rf</b> Rutherfordium	105 <b>Db</b> Dubnium	106 <b>Sg</b> Seaborgium	107 <b>Bh</b> Bohrium	108 <b>Hs</b> Hassium	109 <b>Mt</b> Meitnerium	110 <b>Ds</b> Darmstadtium	111 <b>Rg</b> Roentgenium	112 <b>Cn</b> Copernicium						

Fig. 1 Periodic table showing compositions of MAX phases and MXenes.

have been theoretically predicted. Recently, ferromagnetic  $\text{CrI}_3$  monolayers,<sup>13</sup>  $\text{Cr}_2\text{Ge}_2\text{Te}_6$  bilayers,<sup>14</sup> and  $\text{Fe}_3\text{GeTe}_2$  monolayers<sup>15</sup> have been successfully synthesized experimentally. However, seeking intrinsic 2D magnetic materials is still a great ongoing challenge.

Fortunately, MXenes,<sup>16–20</sup> a series of 2D transition metal carbides with a general formula of  $\text{M}_{n+1}\text{X}_n\text{T}_x$ , (as represented in Fig. 1), where M is an early transition metal (e.g. Sc, Ti, Zr, Hf, V, Cr), X is carbon and/or nitrogen, T represents functional groups (such as O, OH, F), and  $n = 1, 2, \text{ or } 3$ , hold huge promise for 2D intrinsic magnetism due to their remarkably rich variety of chemical and structural diversity. Interestingly, MXenes are characterized by distinct magnetic properties, such as ferromagnetic orders with a range of transport behaviors, including metallicity, half-metallicity, and semi-metallicity.<sup>6,21–25</sup> For instance,  $\text{Ti}_2\text{C}$  and  $\text{Zr}_2\text{C}$  are predicted to be ferromagnetic with intrinsic magnetism.<sup>26</sup> It is worth noting that antiferromagnetism in MXenes has also been reported in recent years.<sup>27–29</sup> Our previous work has demonstrated that  $\text{Cr}_2\text{C}$  MXenes is a ferromagnetic half metal, whereas functionalized  $\text{Cr}_2\text{C}$  is an antiferromagnetic semiconductor.<sup>27</sup> Besides that, there is another type of MXenes, known as double transition metal (DTM) MXenes.<sup>30,31</sup> The general formula of DTM MXene is  $\text{M}_n\text{M}'_2\text{X}_{n+1}\text{T}_x$ . There is no experimentally synthesized or theoretically predicted nitride DTM MXene to date; thus, X only represents carbon in the formula. On the other hand, in DTM MXenes, transition metals are separated in different atomic planes, where inner M layers are sandwiched by outer  $\text{M}'$  layers.<sup>30</sup> The choice of outer  $\text{M}'$  layers is crucial for the design.<sup>32</sup> Recently, DTM MXenes  $\text{VCr}_2\text{C}_2(\text{OH})_2$ ,  $\text{VCr}_2\text{C}_2\text{F}_2$ , and  $\text{VCr}_2\text{C}_2\text{O}_2$  have been proven to be ferromagnets, while  $\text{TiCr}_2\text{C}_2\text{F}_2$  and  $\text{TiCr}_2\text{C}_2(\text{OH})_2$  are antiferromagnets.<sup>28</sup> It is interesting to note that  $\text{V}_2\text{C}$  MXene shows no magnetism, whereas DTM  $\text{VCr}_2\text{C}_2(\text{OH})_2$ ,  $\text{VCr}_2\text{C}_2\text{F}_2$ , and  $\text{VCr}_2\text{C}_2\text{O}_2$  exhibit ferromagnetism.<sup>26,28</sup> Moreover,  $\text{Ti}_2\text{C}$  energetically favors ferromagnetic ground states, while the favorable magnetic order for

DTM  $\text{TiCr}_2\text{C}_2\text{F}_2$  and  $\text{TiCr}_2\text{C}_2(\text{OH})_2$  is antiferromagnetic.<sup>26,28</sup> Very recently, a magnetic glass transition in  $\text{TiCr}_2\text{C}_2\text{T}_x$  was achieved experimentally.<sup>33</sup> Therefore, Cr might play a key role in the intrinsic magnetism in DTM MXenes, which makes a prudent design of Cr-based DTM MXene of great interest and importance.

By considering the abovementioned theoretical predictions as well as the strongly spin-polarized Cr atoms, in this study, we selected Cr layers as the outer  $\text{M}'$  layers to design a family of Cr-based DTM MXenes in the chemical formula  $\text{MCr}_2\text{CT}_x$ , where  $\text{M} = \text{Sc}, \text{Y}, \text{Ti}, \text{Zr}, \text{Hf}, \text{V}, \text{Nb}, \text{Ta}, \text{Mo}, \text{ or } \text{W}$ , and  $\text{T} = \text{H}, \text{O}, \text{F}, \text{OH}, \text{ or } \text{bare}$ . Comprehensive investigations were performed for these 50 DTM MXenes. Ultimately, we have screened four FM half-metals, ten AFM semiconductors, and one AFM half-metal, which possess moderate band gaps and high estimated Curie/Néel temperatures, implying their enormous potential as spintronic materials.

## 2. Computational details

We studied the DTM MXenes based on spin-polarized density functional theory (DFT) calculations, which were adopted using the ALKEMIE platform<sup>34,35</sup> together with the Vienna *ab initio* simulation package (VASP).<sup>36,37</sup> The interaction between ions and electrons was described by the projector augmented-wave (PAW) method.<sup>38</sup> The generalized gradient approximation (GGA) with Perdew–Burke–Ernzerhof (PBE)<sup>39</sup> formalism was employed to describe the electron exchange–correlation functional. GGA+*U* method was adopted to describe the strong-correlation effects for Ti and Cr atoms.<sup>40</sup> Since the *U* values (3 eV) for Ti and Cr are widely used in previous MXene-related theoretical studies, we adopted 3 eV for Ti and Cr in our calculations.<sup>27,31,33,41–43</sup> The vacuum space and cutoff energy were chosen to be 20 Å and 550 eV. *K*-points of  $11 \times 11 \times 1$  were automatically generated by Monkhorst–Pack with  $\Gamma$  symmetry

for structural optimizations and static calculations. The convergence criteria of both electrons and ions were  $1 \times 10^{-6}$  eV. We introduced the Heyd–Scuseria–Ernzerhof (HSE06)<sup>44</sup> hybrid density functional to precisely calculate the band gaps of DTM MXenes.

To investigate the magnetic properties quantitatively, the classical Heisenberg model was adopted to describe magnetic exchange interactions between Cr atoms, which can be expressed by the following equation:<sup>9,45</sup>

$$H_{\text{spin}} = - \sum_{ij} J_1 S_i \cdot S_j - \sum_{ik} J_2 S_i \cdot S_k - \sum_{il} J_3 S_i \cdot S_l - \sum_i A (S_i^z)^2 \quad (1)$$

where  $J_1$  is the intra-plane magnetic exchange coupling parameter between sites  $i$  and  $j$ ,  $J_2/J_3$  are the inter-plane magnetic exchange coupling parameters between  $i$  and  $k/l$ ,  $S$  is the net magnetic moment of Cr atoms, and  $A$  is an anisotropy energy constant. Herein, by mapping the total energies of DTM MXenes for FM, AFM1, AFM2, and AFM3 states, the exchange coupling constants can be written as the following equations:<sup>32</sup>

$$E_{\text{FM}} = E_0 - (6J_1 + 3J_2 + 3J_3)|S|^2 - A|S|^2 \quad (2)$$

$$E_{\text{AFM1}} = E_0 - (6J_1 - 3J_2 - 3J_3)|S|^2 - A|S|^2 \quad (3)$$

$$E_{\text{AFM2}} = E_0 - (-2J_1 + J_2 - 3J_3)|S|^2 - A|S|^2 \quad (4)$$

$$E_{\text{AFM3}} = E_0 - (-2J_1 - J_2 - 3J_3)|S|^2 + A|S|^2 \quad (5)$$

By solving the above equations, we can evaluate the magnetic exchange parameters  $J_1$ ,  $J_2$ , and  $J_3$ , and thus perform spin dynamics to estimate the Curie/Néel temperature ( $T_C/T_N$ ) of the magnetic DTM MXene materials. A  $30 \times 30 \times 1$  supercell honeycomb lattice with periodic boundary conduction was applied to perform the Metropolis Monte Carlo (MC) simulations. For each studied temperature, the simulations for the DTM MXene last for  $10^5$  MC steps to reach the thermal equilibrium.  $T_C/T_N$  can be estimated by locating the temperature at the peak position of the magnetic susceptibility, and the position of mean magnetic moment drastically drops to nearly zero. To establish the reliability of the simulations, we have reproduced the monolayer  $\text{CrI}_3$  with the experimental  $T_C$  value of 45 K.<sup>13</sup> The mean magnetic moment and the magnetic susceptibility of  $\text{CrI}_3$  are plotted in Fig. S1 (ESI<sup>†</sup>) by our MC method. And the estimated  $T_C$  is 46 K, which is in excellent agreement with the experimental  $T_C$  value,<sup>13</sup> suggesting the validity of our simulation method.

The spin-dependent transport calculations are performed by density functional theory (DFT) with the nonequilibrium Green's function (NEGF),<sup>46</sup> which is implemented in the QuantumWise Atomistix Toolkit (QuantumATK) Q-2021.06 package.<sup>47</sup> The exchange and correctional interactions of electrons were described by the GGA-PBE form functional, with a linear combination of atomic orbitals (LCAO) norm-conserving PseudoDojo pseudo-potential.<sup>48</sup> The double-zeta basis set used to expand wave functions was performed for the calculations. The exchange–correlation potential was described based on the GGA+ $U$  approach, and the on-site effective interaction parameter  $U = 3.0$  eV is used for

d-electrons of Cr atoms.<sup>6,40</sup> DFT-D3 method was employed to deal with the interlayer van der Waals force.<sup>49</sup> The plane-wave cutoff is 105 hartree, and the average numerical tolerance was less than  $10^{-6}$  eV for the self-consistent calculation. The Monkhorst  $k$ -point mesh for the self-consistent calculation is  $10 \times 10 \times 100$ . The left and right electrode temperatures are set to 300 K. To ensure the accuracy of the calculated results, a  $151 \times 151$  Monkhorst–Pack grid is used for the spin-resolved transmission coefficient calculation.

## 3. Results and discussion

### 3.1. Structure and magnetism screening

MXenes are usually etched from their bulk MAX phase in hydrofluoric acid (HF) solution, where A represents group 13 and 14 elements from the periodic table (*e.g.* Si, Al, Ge or Sn).<sup>16,50</sup> Thus, the surface of MXenes is often terminated by O, F, and/or OH.<sup>21,51</sup> It has been recently reported that the bare MXenes (without surface termination) were fabricated successfully.<sup>52</sup> To date, eleven  $\text{M}_2\text{C}$  MXenes ( $\text{Sc}_2\text{C}$ ,  $\text{Y}_2\text{C}$ ,  $\text{Ti}_2\text{C}$ ,  $\text{Zr}_2\text{C}$ ,  $\text{Hf}_2\text{C}$ ,  $\text{V}_2\text{C}$ ,  $\text{Nb}_2\text{C}$ ,  $\text{Ta}_2\text{C}$ ,  $\text{Cr}_2\text{C}$ ,  $\text{Mo}_2\text{C}$ ,  $\text{W}_2\text{C}$ ) have been theoretically predicted or synthesized experimentally.<sup>53–55</sup> Therefore, we consider four functional groups (H, O, OH, F) and bare MXenes based on all these  $\text{M}_2\text{C}$  MXenes to design Cr-based DTM MXenes in the chemical formula of  $\text{MCr}_2\text{CT}_x$  ( $\text{M} = \text{Sc}, \text{Y}, \text{Ti}, \text{Zr}, \text{Hf}, \text{V}, \text{Nb}, \text{Ta}, \text{Mo}, \text{W}$ ) in the present study (resulting in a total of 50 MXenes). There are three possible atomic configurations for the terminations on MXene, as depicted in Fig. 2: up and down terminations located toward the C atoms (marked as Model I); up and down terminations positioned above the middle M atoms (marked as Model II); and up terminations located above the C atoms and down terminations located on the middle M atoms (marked as Model III), *i.e.*, a mixture of Model I and Model II. Since magnetic states may affect the stability of the structures, we considered these three DTM  $\text{MCr}_2\text{CT}_x$  models with nonmagnetic (NM), ferromagnetic (FM), and three antiferromagnetic (AFM) orders, as displayed in Fig. 3.

Full geometry optimizations were performed for DTM  $\text{MCr}_2\text{CT}_x$  with all the three termination configuration models and different magnetic orders to evaluate the energetically favorable atomic arrangements. The calculated energies for the most stable models and preferred magnetic orders of DTM  $\text{MCr}_2\text{CT}_x$  are summed up in Tables S1–S10 (ESI<sup>†</sup>). The results show that the spin-unpolarized states present higher total energy than spin-polarized states for all the DTM  $\text{MCr}_2\text{CT}_x$ , and the energy difference between spin-unpolarized and spin-polarized states can reach as high as 2–3 eV per Cr atom. For the three termination configuration models, Model II is the energetically preferred atomic arrangement for a majority of the DTM  $\text{MCr}_2\text{CT}_x$ , regardless of NM, FM, or AFM states; only 22 MXenes in all the investigated 200 MXenes were the exception (highlighted with blue background in Tables S1–S10, ESI<sup>†</sup>). Moreover, FM or AFM1 arrangements are the energetically favorable configurations for all the explored DTM MXenes, except for  $\text{ScCr}_2\text{C}_2\text{O}_2$  and  $\text{YCr}_2\text{C}_2\text{O}_2$ , which prefer the AFM3

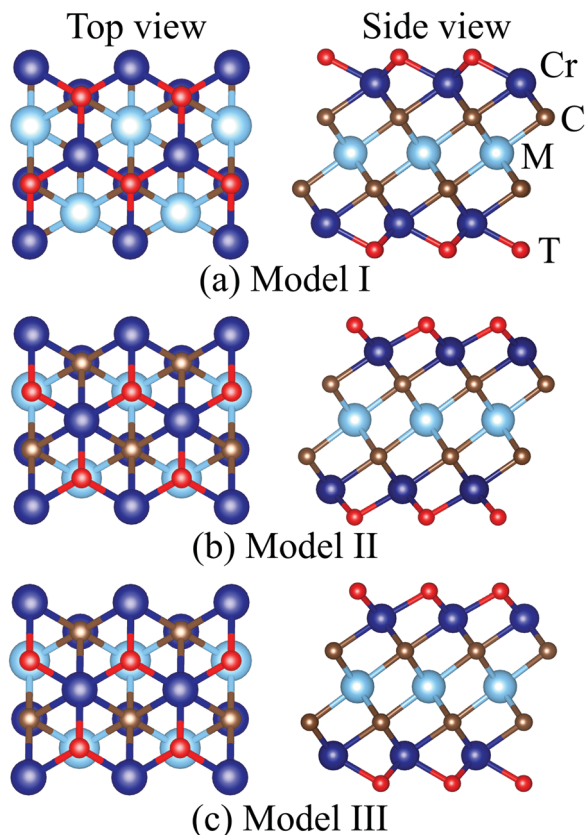


Fig. 2 Top and side views of different termination configuration models for DTM  $\text{MCr}_2\text{CT}_x$ .

magnetic arrangements. Such results agree well with previous MXene-related works.<sup>21,28,56</sup>

To evaluate the stable magnetic orders, the ground state magnetic ordering for DTM  $\text{MCr}_2\text{C}_2\text{T}_2$  is summarized in Fig. 4. As shown, all the H-terminated DTM MXenes have the same magnetic ground states as the corresponding bare  $\text{MCr}_2\text{C}_2$

MXenes. For example,  $\text{YCr}_2\text{C}_2\text{H}_2$  and  $\text{YCr}_2\text{C}_2$  prefer the same FM states, while the other surface functional terminations (O, OH, F) do not present a clear pattern. Furthermore, Fig. 4 illustrates the transport behaviors for DTM  $\text{MCr}_2\text{C}_2\text{T}_2$  as well. It can be concluded that the transport behavior of  $\text{MCr}_2\text{C}_2\text{T}_2$  shows sensitive dependence on the center M layers. For example, all the VB and VIB DTM MXenes  $\text{MCr}_2\text{CT}_x$  ( $M = \text{V}, \text{Nb}, \text{Ta}, \text{Mo}, \text{W}$ ) are metallic regardless of the surface terminations, among which 16 MXenes prefer FM state, with the other 9 MXenes taking AFM states as the stable magnetic orders. For a vivid view, Fig. S2–S6 (ESI<sup>†</sup>) plots the density of states (DOS) of these VB and VIB DTM MXenes. As is displayed, for the majority of the MXenes, the states at Fermi level are mainly occupied by d orbitals from Cr and M atoms, while C-2p orbitals and the orbitals from functional groups make very little contribution. On the other hand, the IIIB and IVB DTM MXenes  $\text{MCr}_2\text{CT}_x$  ( $M = \text{Sc}, \text{Y}, \text{Ti}, \text{Zr}, \text{Hf}$ ) exhibit diverse magnetic orders and transport behaviors, some of which are FM half-metallic, AFM semiconducting, and AFM half-metallic. Herein, the energy band diagrams of magnetic semiconductor and half metal are displayed in Fig. 5. The corresponding DOS of these IIIB and IVB DTM MXenes are presented in Fig. S7–S11 (ESI<sup>†</sup>), among which 9 MXenes are in FM ground state, while the other 16 MXenes are AFM ground states. The detailed analyses of the magnetic properties for these novel DTM  $\text{MCr}_2\text{CT}_x$  MXenes are presented in the following.

### 3.2. FM half-metallic properties

Half-metals were first reported by de Groot. They present a metallic DOS at the Fermi level in one spin direction and a finite band gap in another spin direction.<sup>57</sup> The remarkable feature of half-metallic materials is 100% spin polarization with high-efficiency spin injection, giving enormous potential for spintronic devices, such as electrode materials for magnetic tunneling junctions and spin field-effect transistors.<sup>58,59</sup> Previous studies have demonstrated that the introduction of an

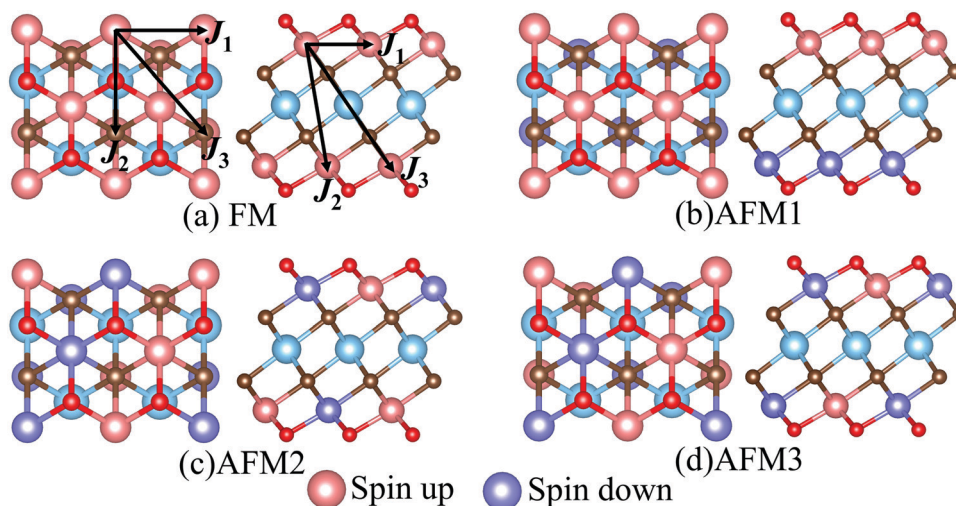
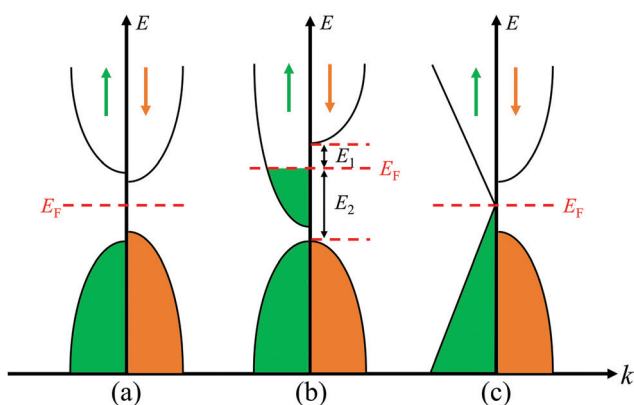


Fig. 3 Top and side views of possible magnetic order configurations for DTM  $\text{MCr}_2\text{CT}_x$ : (a) FM, (b) AFM1, (c) AFM2, (d) AFM3. The spin exchange paths are marked in (a).

	ScCr <sub>2</sub> C <sub>2</sub>	YCr <sub>2</sub> C <sub>2</sub>	TiCr <sub>2</sub> C <sub>2</sub>	ZrCr <sub>2</sub> C <sub>2</sub>	HfCr <sub>2</sub> C <sub>2</sub>	VCr <sub>2</sub> C <sub>2</sub>	NbCr <sub>2</sub> C <sub>2</sub>	TaCr <sub>2</sub> C <sub>2</sub>	MoCr <sub>2</sub> C <sub>2</sub>	WCr <sub>2</sub> C <sub>2</sub>
Bare	H	M	S	S	S	M	M	M	M	M
H	H	H	S	S	S	M	M	M	M	M
O	M	M	M	M	M	M	M	M	M	M
F	H	M	S	S	S	M	M	M	M	M
OH	M	M	M	S	S	M	M	M	M	M

■ FM order ■ AFM order H: Half-Metallic M: Metallic S: Semiconducting

**Fig. 4** Summary of ground state magnetic orderings and transport behaviors for MCr<sub>2</sub>C<sub>2</sub>T<sub>2</sub> (M = Sc, Y, Ti, Zr, Hf, V, Nb, Ta, Mo, W; T = H, O, F, OH, or bare). The orange and green background correspond to FM and AFM orders, respectively. The letters H, M, and S represent half-metallic, metallic, and semiconducting transport behavior, respectively.



**Fig. 5** Energy band diagrams for magnetic (a) semiconductor, (b) half metal, and (c) Dirac half metal.

electric field or edge modification to graphene can realize 100% spin polarization; however, these will add difficulty for application and fabrication in practice.<sup>60,61</sup> Therefore, the search for intrinsically half-metallic 2D materials with high Curie temperature is highly desired.

Significantly, in the investigated DTM MCr<sub>2</sub>CT<sub>x</sub> MXenes, ScCr<sub>2</sub>C<sub>2</sub>, ScCr<sub>2</sub>C<sub>2</sub>H<sub>2</sub>, ScCr<sub>2</sub>C<sub>2</sub>F<sub>2</sub>, and YCr<sub>2</sub>C<sub>2</sub>H<sub>2</sub> exhibit FM half-metallic features. Their calculated minority-spin band gap and half-metallic band gap from the PBE+*U* and HSE06 method are summarized in Table 1. Herein, the half-metallic band gaps are evaluated by the energy difference between the Fermi level and the nearest minority-spin band around the Fermi level,<sup>22</sup> *i.e.*, the minimum of *E*<sub>1</sub> and *E*<sub>2</sub> in Fig. 5(b), which is crucial for preventing a magnetic spin flip transition. As displayed in Table 1, the HSE06 approach provides much higher minority-spin band gap than the PBE+*U* method, ranging from 1.15 eV to 2.38 eV. Moreover, the half-metallic band

**Table 1** The calculated minority-spin band gaps (eV) and half-metallic band gaps (eV) of DTM MXenes ScCr<sub>2</sub>C<sub>2</sub>, ScCr<sub>2</sub>C<sub>2</sub>H<sub>2</sub>, ScCr<sub>2</sub>C<sub>2</sub>F<sub>2</sub>, and YCr<sub>2</sub>C<sub>2</sub>H<sub>2</sub> by PBE+*U* and HSE06 methods

Structures	PBE+ <i>U</i>		HSE06	
	Minority-spin	Half-metallic	Minority-spin	Half-metallic
ScCr <sub>2</sub> C <sub>2</sub>	1.35	0.03	2.38	0.80
ScCr <sub>2</sub> C <sub>2</sub> H <sub>2</sub>	0.75	0.22	1.48	0.21
ScCr <sub>2</sub> C <sub>2</sub> F <sub>2</sub>	1.15	0.04	1.99	0.45
YCr <sub>2</sub> C <sub>2</sub> H <sub>2</sub>	0.34	0.03	1.15	0.15

gaps of ScCr<sub>2</sub>C<sub>2</sub> and ScCr<sub>2</sub>C<sub>2</sub>F<sub>2</sub> are 0.80 eV and 0.45 eV, respectively, from the HSE06 functional. Such values are comparable with those for double perovskites.<sup>58</sup> As discussed, these four DTM MXenes hold enormous promise as spintronic devices, especially ScCr<sub>2</sub>C<sub>2</sub> and ScCr<sub>2</sub>C<sub>2</sub>H<sub>2</sub>, which possess high half-metallic band gap and moderate minority-spin band gap.

The magnetic and electronic properties of these four DTM MXenes are further explored. Taking ScCr<sub>2</sub>C<sub>2</sub>F<sub>2</sub> as an example, the spin-dependent electronic band structure and spin-resolved density of states of ScCr<sub>2</sub>C<sub>2</sub>F<sub>2</sub> by HSE06 approach are illustrated in Fig. 6. As presented, the band structure exhibits metallic character as the bands slightly cross the Fermi level in one spin channel, while for the other channel, a wide indirect band up of 1.99 eV is observed with the conduction band minimum (CBM) and valence band maximum (VBM) located at the *M* and *Γ* points, respectively. The CBM is mainly donated by 3d orbitals from Cr and Sc atoms, and the VBM is predominately contributed by 2p and 3d orbitals from C atoms and Sc atoms, respectively. It is worth noting that in major-spin electrons, only one band slightly crosses the Fermi level, and the higher band holds a gap with respect to the crossing band; this may be modulated by doping or strain engineering to propose a FM semiconducting material.<sup>56</sup> The spin-dependent band structure

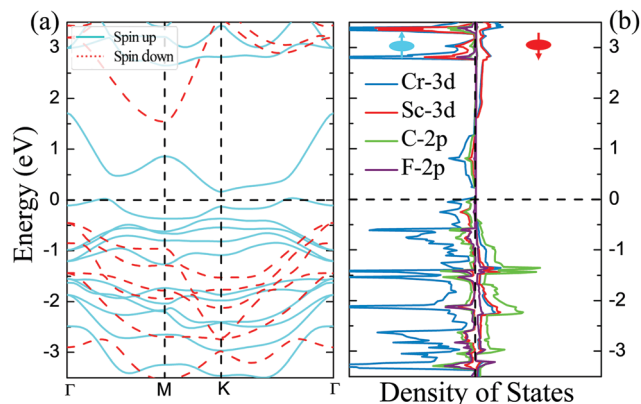


Fig. 6 (a) Spin-dependent electronic band structure and (b) spin-resolved density of states of  $\text{ScCr}_2\text{C}_2\text{F}_2$  obtained by HSE06 approach.

and DOS of  $\text{ScCr}_2\text{C}_2$ ,  $\text{ScCr}_2\text{C}_2\text{H}_2$ , and  $\text{YCr}_2\text{C}_2\text{H}_2$  are plotted in Fig. S12–S14 (ESI<sup>†</sup>), respectively, which show very similar electronic and magnetic features to  $\text{ScCr}_2\text{C}_2\text{F}_2$ .

To give further insight into the intrinsic magnetic properties, Fig. 7 illustrates the band diagram model and spin density for  $\text{ScCr}_2\text{C}_2\text{F}_2$ . As is shown, one Cr atom donates one 4s electron and three 3d electrons, and the other Cr atom contributes one 4s electron and two 3d electrons to the surrounding C and F atoms, while the Sc atom supplies two 4s electrons and one 3d electron to C atoms, resulting in the nominal oxidation states ( $\text{Cr}^{4+}$ ,  $\text{Cr}^{3+}$ ,  $\text{Sc}^{3+}$ ) and reduction states ( $\text{C}^{4-}$ ,  $\text{F}^{1-}$ ). Hence, in the energy range from oxidation states to reduction states, the bonding  $\sigma$  orbitals are fully occupied, with the anti-bonding  $\sigma^*$  orbitals remaining empty.<sup>6,62</sup> However, these orbitals' influence on the magnetic behavior is very limited.<sup>43</sup> The energy states between the bonding and anti-bonding orbitals are responsible for the electronic and magnetic properties,

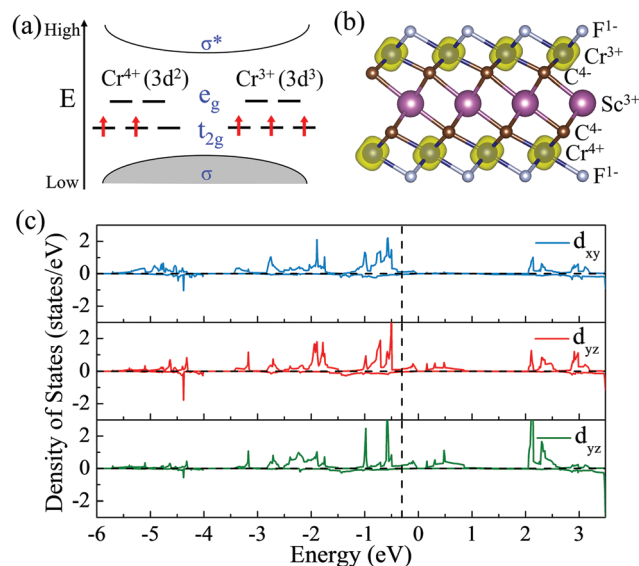


Fig. 7 (a) The band diagram model that predicts the magnetic properties of  $\text{ScCr}_2\text{C}_2\text{F}_2$ . (b) Side views of spin density for  $\text{ScCr}_2\text{C}_2\text{F}_2$  MXenes. (c) Partial density of states (PDOS) of the Cr  $d_{xy}$ ,  $d_{yz}$ , and  $d_{xz}$  orbitals in  $\text{ScCr}_2\text{C}_2\text{F}_2$ .

especially the partially filled Cr non-bonding 3d orbitals. In this situation, the octahedral crystal field composed of Cr atoms under  $D_{3d}$  symmetry and the nearest surrounding C and F atoms break the non-bonding 3d orbitals' degeneracy, splitting into two bands: the high energy states  $e_g$  ( $d_{x^2-y^2}$  and  $d_{z^2}$ ) and the lower band  $t_{2g}$  ( $d_{xy}$ ,  $d_{yz}$  and  $d_{xz}$ ). In the equilibrium  $\text{ScCr}_2\text{C}_2\text{F}_2$  structure, transition metal Sc atoms have little effect on magnetic properties due to their electronic arrangements  $[\text{Ar}]3d^0$ , leaving empty states of Sc d orbitals, while the other transition metal Cr atoms play a vital role in the magnetic behaviors. The electronic arrangements of Cr atoms are  $[\text{Ar}]3d^2$  and  $[\text{Ar}]3d^3$ , leading to two and three electrons in the non-bonding states of Cr atoms, respectively. According to Hund's rule, electrons will primarily fill the lower energy states; thus, the remaining electrons will partially occupy the  $t_{2g}$  bands, resulting in two electrons from one Cr atom filling two orbitals of the  $t_{2g}$  band, and the other Cr atom's three electrons half-occupy each  $t_{2g}$  orbit. Taken together, a local spontaneous magnetic moment of  $5\mu_B$  for the two Cr atoms is induced. Evidently, the magnetic moment by our DFT calculation is  $\sim 5\mu_B$  ( $2.5\mu_B$  per Cr atom), implying the validity of the above physical model depicted in Fig. 7. As the PDOS of Cr displays in Fig. 7(c), the  $d_{xy}$ ,  $d_{yz}$  and  $d_{xz}$  orbitals show similar orbital split: the spin-up orbitals are occupied, while the spin-down orbitals are empty. These nearly half-occupied orbitals are consistent with our physical model in Fig. 7(a). Furthermore, the stability of  $\text{ScCr}_2\text{C}_2\text{F}_2$  has been assessed by *ab initio* molecular dynamics (AIMD) calculations. As the results present in Fig. S15 (ESI<sup>†</sup>), the atoms are well maintained around their equilibrium positions at 9 ps, and the total energy shows little variation in time from 0 to 9 ps at 300 K, indicating the stability of  $\text{ScCr}_2\text{C}_2\text{F}_2$ .

To guarantee stability during practical application as spintronic devices, we further extended the investigations of these four half-metallic MXenes to the Curie temperature ( $T_C$ ) by MC simulation. The total energy differences of various magnetic states and magnetic coupling parameters are listed in Table 2. The positive  $J_1$  and  $J_2$  values favor ferromagnetic alignment. The simulated magnetic moment and magnetic susceptibility as a function of temperature are displayed in Fig. 8. As presented in Table 2 and Fig. 8(b), the calculated  $T_C$  values for  $\text{ScCr}_2\text{C}_2$ ,  $\text{ScCr}_2\text{C}_2\text{H}_2$ ,  $\text{ScCr}_2\text{C}_2\text{F}_2$ , and  $\text{YCr}_2\text{C}_2\text{H}_2$  are 187 K, 135 K, 230 K, and 109 K, respectively. Note that the calculated  $T_C$  values for the four half-metallic MXenes are significantly higher than those ever reported, e.g., 45 K for  $\text{CrI}_3$  monolayers and 30 K for  $\text{Cr}_2\text{Ge}_2\text{Te}_6$  bilayers.<sup>13,14</sup>

Current-perpendicular-to-plane magnetic tunnel junction (CPP-MTJ) is regarded as one of the most significant spintronics devices, attracting global attention from both the

Table 2 The total energy differences of FM with different AFM states ( $E_{\text{FM-AFM}}$ , meV) for DTM half-metallic MXenes in a  $2 \times 1 \times 1$  supercell, the magnetic coupling parameters ( $J_1$ ,  $J_2$ ,  $J_3$ , meV) according to the Heisenberg model, and the calculated  $T_C$  (K) by MC method

Materials	$E_{\text{FM-AFM1}}$	$E_{\text{FM-AFM2}}$	$E_{\text{FM-AFM3}}$	$J_1$	$J_2$	$J_3$	$T_C$
$\text{ScCr}_2\text{C}_2$	-306	-679	-837	4.833	1.958	0.875	187
$\text{ScCr}_2\text{C}_2\text{H}_2$	-111	-563	-650	3.826	1.375	-0.347	135
$\text{ScCr}_2\text{C}_2\text{F}_2$	-438	-371	-556	1.698	4.327	-0.271	230
$\text{YCr}_2\text{C}_2\text{H}_2$	-132	-567	-572	3.492	0.953	0.272	109

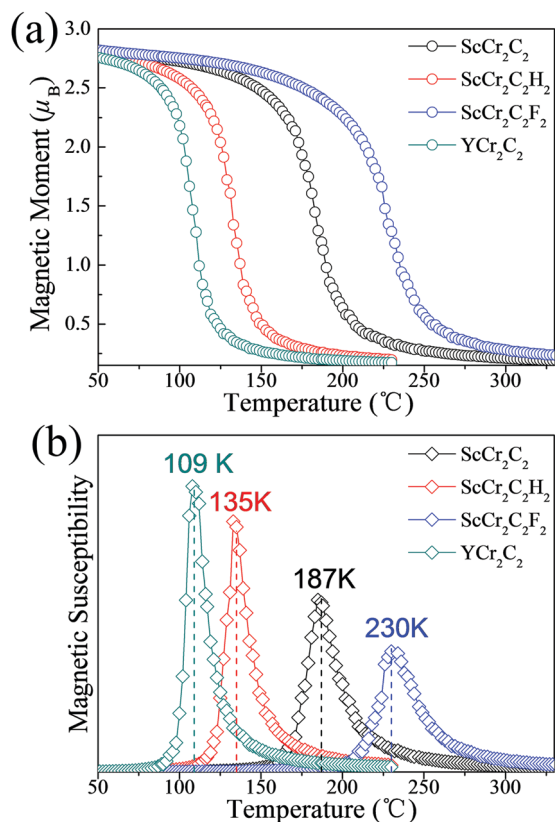


Fig. 8 (a) Magnetic moment of Cr atoms and (b) magnetic susceptibility as a function of temperature for  $\text{ScCr}_2\text{C}_2$ ,  $\text{ScCr}_2\text{C}_2\text{H}_2$ ,  $\text{ScCr}_2\text{C}_2\text{F}_2$ , and  $\text{YCr}_2\text{C}_2\text{H}_2$ .

theoretical and experimental points of view.<sup>63–65</sup> Due to the weak vdW interaction between the 2D materials in CPP-MTJs, the influence of the electronic structure of half-metallic monolayer is limited, which leads to the significant tunnel magnetoresistance properties. By taking  $\text{ScCr}_2\text{C}_2$  as an example, we designed a vdW CPP-MTJ based on ferromagnetic half-metals to estimate the spintronic applications of these DTM MXenes. Fig. 9(a) illustrates the atomic structure of the  $\text{ScCr}_2\text{C}_2$ -based vdW CPP-MTJ, which is constructed by two electrode layers of 1T-MoS<sub>2</sub>, a ferromagnetic layer of  $\text{ScCr}_2\text{C}_2$ , and a tunnel barrier layer of 2H-MoS<sub>2</sub>. Herein, the optimized lattice constants are 3.191 Å for both 2H-MoS<sub>2</sub> and 1T-MoS<sub>2</sub>, which possess only 1.63% mismatch to monolayer  $\text{ScCr}_2\text{C}_2$  (3.244 Å). The metallic and semiconductor properties of 1T-MoS<sub>2</sub> and 2H-MoS<sub>2</sub> are suitable for functioning as the electrode and tunnel barrier. By applying external magnetic fields, the magnetic configurations for two  $\text{ScCr}_2\text{C}_2$  ferromagnetic layers can be implemented: the parallel configuration (PC) and antiparallel configuration (APC). We therefore considered the zero-bias transmission coefficient curves from  $-1$  eV to  $1$  eV of the  $\text{ScCr}_2\text{C}_2$ -based vdW MTJ, as plotted in Fig. 9(b) and (c). For the PC state, it can be observed from Fig. 9(b) that there are three significant peak values located at  $-0.7$  eV,  $0.3$  eV and  $0.6$  eV in the spin-up channel, and the transmission coefficient at the Fermi level ( $0$  eV) for the spin-up channel ( $G_{\text{PC}}^{\uparrow}$ ) is  $0.032$ . On the other

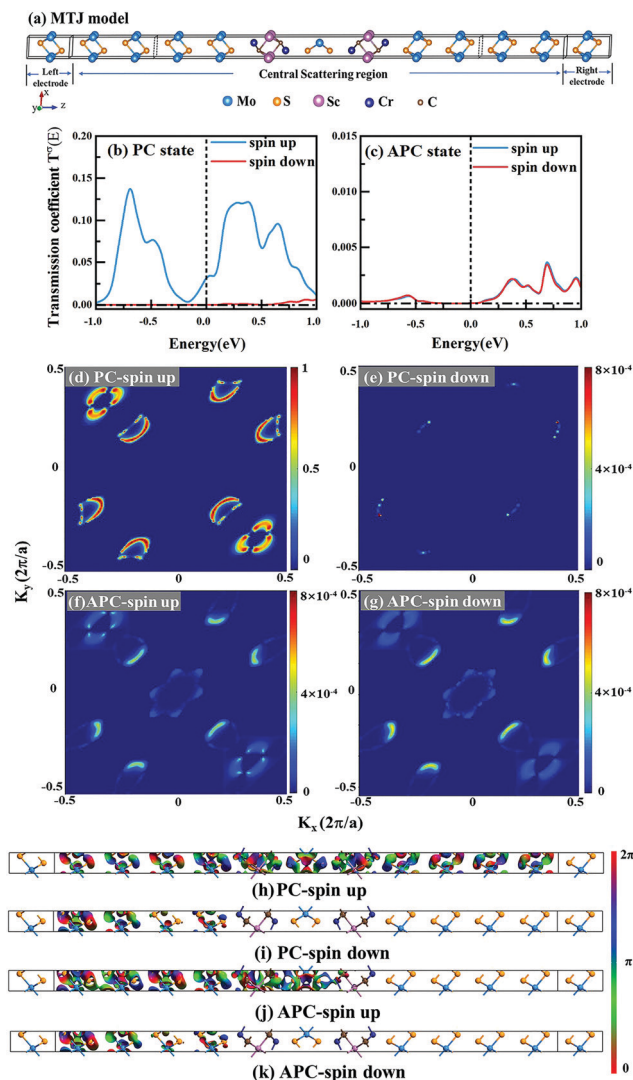


Fig. 9 (a) Schematic diagram of 1T-MoS<sub>2</sub>/ScCr<sub>2</sub>C<sub>2</sub>/2H-MoS<sub>2</sub>/ScCr<sub>2</sub>C<sub>2</sub>/1T-MoS<sub>2</sub> vdW CPP-MTJ. The zero-bias transmission coefficient curves for MTJ in (b) PC and (c) APC. Spin-dependent transmission spectra for (d) spin-up and (e) spin-down channels of PC, and for (f) spin-up and (g) spin-down channels of APC at zero bias voltage and  $E = 0$  eV. The contour plot of the transmission eigenstates for (h) spin-up and (i) spin-down channels of PC, and for (j) spin-up and (k) spin-down channels of APC at  $E = 0$  eV and  $(k_x, k_y) = (0.34, 0.18)$ .

hand, the transmission coefficient curves near the Fermi level are always negligible in the spin-down channel, and the transmission coefficient at the Fermi level for spin-down channel ( $G_{\text{PC}}^{\downarrow}$ ) is only  $5.31 \times 10^{-7}$ . When the MTJ is in PC state, the transmission coefficients can hardly be detected near the Fermi level for both channels, as is shown in Fig. 9(c). The transmission coefficient at the Fermi level for spin-up channel ( $G_{\text{APC}}^{\uparrow}$ ) is  $8.71 \times 10^{-6}$ , and that of spin-down channel ( $G_{\text{APC}}^{\downarrow}$ ) is  $9.44 \times 10^{-6}$ . The tunnel magnetoresistance (TMR) ratio is a very important performance index of MTJ,<sup>66,67</sup> which is defined by:

$$\text{TMR} = [(G_{\text{PC}} - G_{\text{APC}})/G_{\text{APC}}] \times 100\% \quad (6)$$



where  $G_{PC}$  and  $G_{APC}$  represent total transmission coefficients at the Fermi level of PC and APC states; thus,  $G_{PC} = G_{PC}^{\uparrow} + G_{PC}^{\downarrow}$ ,  $G_{APC} = G_{APC}^{\uparrow} + G_{APC}^{\downarrow}$ . Herein, the calculated TMR ratio for the  $\text{ScCr}_2\text{C}_2$ -based vdW MTJ reaches up to 176 000% at zero bias, indicating the promising application of the  $1\text{T-MoS}_2/\text{ScCr}_2\text{C}_2/2\text{H-MoS}_2/\text{ScCr}_2\text{C}_2/1\text{T-MoS}_2$  vdW CPP-MTJ in spintronic devices.

To understand more details about the transmission behavior of the  $\text{ScCr}_2\text{C}_2$ -based vdW CPP-MTJ, the spin-dependent transmission spectra and transmission eigenfunctions were calculated. Fig. 9(d)–(g) represent the spin-dependent transmission spectra at the Fermi level for different magnetic configurations as a function of the  $k$ -vector in the 2D Brillouin zone perpendicular to the transport direction. The results present that the transmission coefficients are localized on six symmetrical regions along the diagonals in the whole wave vector space for all cases. Interestingly, in PC state, the transmission coefficients of the spin-up channel at these regions are several orders of magnitude larger than those of the spin-down channel. Hence, the spin-polarized electrons of the left electrode are mainly contributed by the spin-up electrons, which could pass through the barrier layer to the right electrode, corresponding to the ON state of the device. Whereas for APC state, the transmission coefficients of both the spin-up and spin-down channels at these regions are negligible, which result in an extreme suppression of the transmission current, corresponding to the OFF state of the device. Fig. 9(h)–(k) illustrate transmission eigenfunctions for  $E = 0$  eV and  $(k_x, k_y) = (0.34, 0.18)$ . As shown in Fig. 9(h) and (j), for both PC and APC states, all the spin-up electrons can pass through the left  $\text{ScCr}_2\text{C}_2$  layer and middle  $2\text{H-MoS}_2$  barrier layer. The spin-up electrons can only go through the right  $\text{ScCr}_2\text{C}_2$  layer for PC state, whereas they are reflected by the right  $\text{ScCr}_2\text{C}_2$  layer for APC state. As a result, the transmission eigenstates of the spin-up channel show high value in the whole central region, while those of the spin-down channel are terminated at the right  $\text{ScCr}_2\text{C}_2$  layer. On the other hand, as shown in Fig. 9(i) and (k), the transmission eigenstates of spin-down channels are terminated at the left  $\text{ScCr}_2\text{C}_2$  layer for both PC and APC states due to the half-metallicity of the  $\text{ScCr}_2\text{C}_2$  monolayer. In addition to the transmission eigenstates, the spin-resolved projected local density of states (PLDOS) of the  $\text{ScCr}_2\text{C}_2$ -based vdW CPP-MTJ in Fig. S16 (ESI<sup>†</sup>) can also get similar results. As a result, the spin-up electrons in PC state play a decisive role in the spin transport behavior of the  $\text{ScCr}_2\text{C}_2$ -based vdW CPP-MTJ.

### 3.3. AFM semiconducting and half-metallic properties

Aside from 2D FM materials, 2D AFM materials are another promising candidate for the next-generation spintronic applications.<sup>42</sup> AFM materials exhibit zero magnetic moment due to their ordered magnetic moments taking opposite directions between individual atomic sites. As a consequence, the atoms in AFM materials will not affect each other magnetically; hence, extremely dense elements can be integrated in AFM spintronic devices. Moreover, AFM materials are insensitive to external magnetic fields, hold a fast switching between

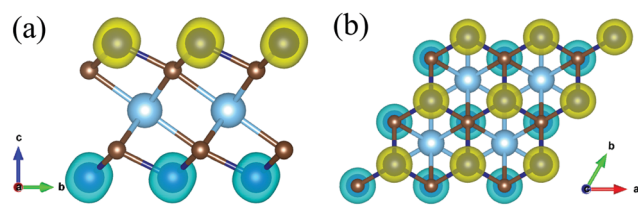
**Table 3** The calculated band gaps (eV) for DTM MXene AFM semiconductors by PBE+ $U$  and HSE06 approach

Structure	PBE+ $U$		HSE06	
	Spin up	Spin down	Spin up	Spin down
$\text{TiCr}_2\text{C}_2$	0.32	0.32	0.56	0.56
$\text{TiCr}_2\text{C}_2\text{H}_2$	0.51	0.53	0.99	1.00
$\text{TiCr}_2\text{C}_2\text{F}_2$	0.81	0.77	1.47	1.41
$\text{ZrCr}_2\text{C}_2$	0.31	0.37	0.56	0.64
$\text{ZrCr}_2\text{C}_2\text{F}_2$	0.72	0.87	1.33	1.52
$\text{ZrCr}_2\text{C}_2(\text{OH})_2$	0.31	0.31	0.64	0.64
$\text{HfCr}_2\text{C}_2$	0.28	0.24	0.53	0.51
$\text{HfCr}_2\text{C}_2\text{H}_2$	0.61	0.61	1.02	1.02
$\text{HfCr}_2\text{C}_2\text{F}_2$	0.94	0.92	1.63	1.62
$\text{HfCr}_2\text{C}_2(\text{OH})_2$	0.32	0.32	0.61	0.61

different magnetic states, and possess intrinsic high frequencies of AFM dynamics.<sup>68</sup> Besides the above merits, AFM semiconductors have great potential for nanoscale electronic devices because of the existence of intrinsic band gaps.<sup>69</sup>

Very attractively, in this work, we found ten AFM semiconductors from the explored DTM MXenes. The M elements of these  $\text{MCr}_2\text{C}_2\text{T}_2$  MXenes are situated at group IVB (M = Ti, Zr and Hf) of the periodic table. We then calculated the band gaps for the ten DTM MXenes, and the results are summed up in Table 3. We can see that HSE06 provides higher band gaps than PBE+ $U$ , with the band gaps ranging from 0.56 eV to 1.63 eV. Notably, the band gaps for the spin-up and spin-down channels are not equal in some MXenes; this can be explained by the DOS being asymmetrical in different channels, but the systems exhibit no net magnetization. Deep understanding of the electronic properties has been explored by the spin-dependent band structures and spin-resolved DOSs, as displayed in Fig. S17–S26 (ESI<sup>†</sup>). All the AFM semiconductors are characterized by indirect band gaps, with most of the VBM located at  $\Gamma$  points, and most of the CBM positioned at  $M$  points. In detail, their VBM are mainly occupied by 3d orbits of Cr atoms, while the CBM are contributed by d orbits from Cr and middle transition atoms. Note that all the AFM semiconductors prefer AFM1 arrangement as the ground state. Fig. 10 shows the spin density of  $\text{TiCr}_2\text{C}_2$  at the AFM magnetic configurations as an example. Obviously, the Cr atoms completely donated the magnetic moments, and the nearest interlayer Cr atoms are antiferromagnetically coupled with each other, resulting in the zero magnetic moment in  $\text{TiCr}_2\text{C}_2$  MXene.

We have further calculated the Néel temperature of the AFM DTM MXenes by MC simulations. The magnetic exchange



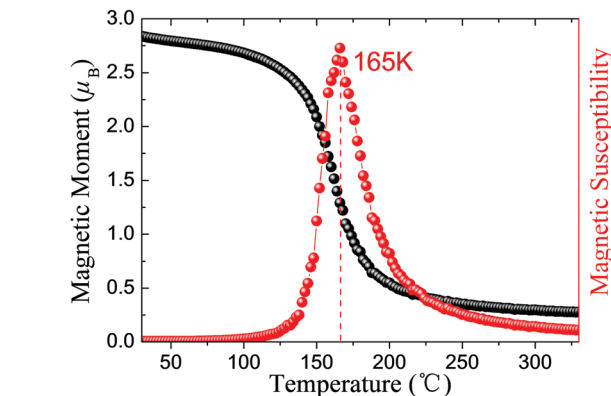
**Fig. 10** (a) Side view and (b) top view of the spin density of  $\text{TiCr}_2\text{C}_2$  MXene. The yellow and cyan colors represent spin-up and spin-down orientations, respectively.

**Table 4** The total energy differences of AFM1 with FM ( $E_{\text{AFM1-FM}}$ , meV), AFM2 ( $E_{\text{AFM1-AFM2}}$ , meV), and AFM3 ( $E_{\text{AFM1-AFM3}}$ , meV) states for ten AFM semiconducting MXenes and half-metal  $\text{ZrCr}_2\text{C}_2\text{H}_2$  in a  $2 \times 1 \times 1$  supercell, the magnetic coupling parameters ( $J_1$ ,  $J_2$ ,  $J_3$ , meV) according to the Heisenberg model, and the calculated  $T_N$  (K) by MC method

Materials	$E_{\text{AFM1-FM}}$	$E_{\text{AFM1-AFM2}}$	$E_{\text{AFM1-AFM3}}$	$J_1$	$J_2$	$J_3$	$T_N$
$\text{TiCr}_2\text{C}_2$	-535	-426	-215	6.271	-3.639	-0.204	304
$\text{TiCr}_2\text{C}_2\text{H}_2$	-578	-621	-280	3.190	-1.644	-0.949	141
$\text{TiCr}_2\text{C}_2\text{F}_2$	-487	-779	-224	3.617	0.475	-2.549	90
$\text{ZrCr}_2\text{C}_2$	-548	-1552	-316	6.194	4.778	-7.704	342
$\text{ZrCr}_2\text{C}_2\text{F}_2$	-919	-935	-484	4.758	-3.253	-1.227	245
$\text{ZrCr}_2\text{C}_2(\text{OH})_2$	-1211	-391	-535	4.746	-7.326	2.373	425
$\text{HfCr}_2\text{C}_2$	-596	-245	-343	3.260	-1.757	-2.854	150
$\text{HfCr}_2\text{C}_2\text{H}_2$	-892	-671	-342	4.238	-3.906	0.735	270
$\text{HfCr}_2\text{C}_2\text{F}_2$	-956	-905	-510	4.688	-3.895	-0.827	282
$\text{HfCr}_2\text{C}_2(\text{OH})_2$	-829	-658	-491	3.458	-4.598	0.051	278
$\text{ZrCr}_2\text{C}_2\text{H}_2$	-741	-876	-342	4.357	-1.571	-1.776	165

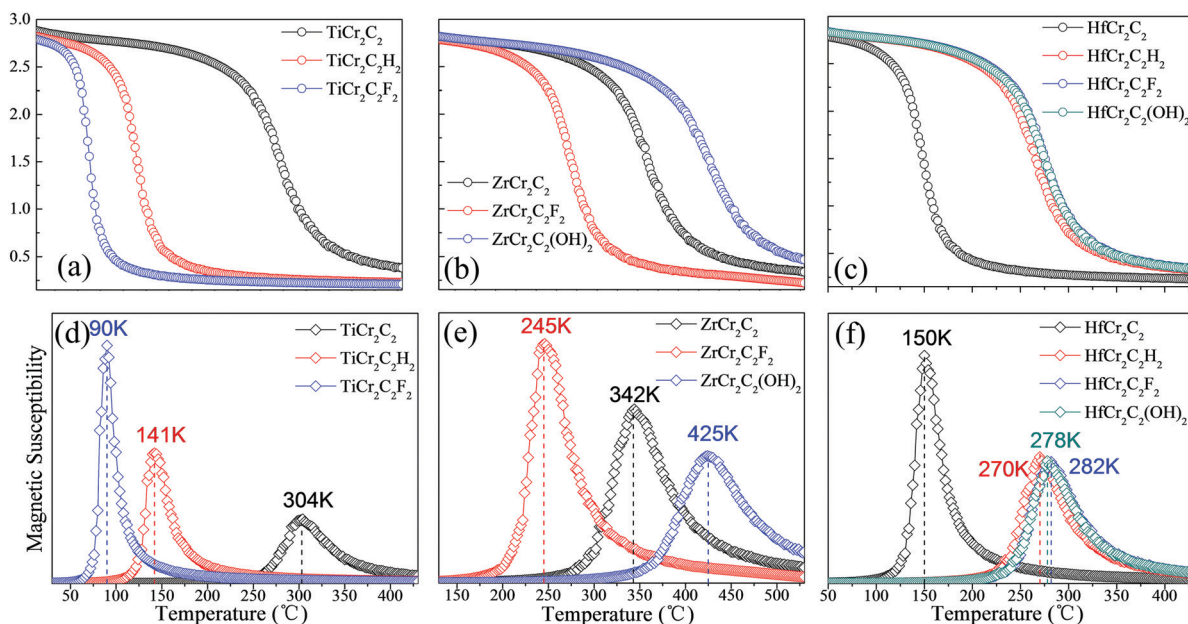
parameters  $J_1$ ,  $J_2$ , and  $J_3$  have been firstly evaluated in Table 4; thus, by performed spin dynamics, the estimate Néel temperature can be estimated. The magnetic moment of Cr atoms and their magnetic susceptibility as a function of temperature are presented in Fig. 11. The corresponding  $T_N$  values range from 90 K to 425 K, as summed up in Table 4 and Fig. 11. Generally, the three  $\text{ZrCr}_2\text{C}_2\text{T}_x$  MXenes have a relatively higher Néel temperature than the three  $\text{TiCr}_2\text{C}_2\text{T}_x$  and the four  $\text{HfCr}_2\text{C}_2\text{T}_x$  MXenes. Significantly, the  $\text{ZrCr}_2\text{C}_2(\text{OH})_2$  MXene holds the highest  $T_N$  above room temperature due to its large energy difference between AFM1 and FM magnetic orders.

Besides the AFM semiconductors mentioned, there exists another novel magnetic property with AFM arrangement, namely, the AFM half-metal, which was first proposed by van Leuken and de Groot.<sup>70</sup> An AFM half-metal not only can



**Fig. 12** Magnetic moment of Cr atoms and magnetic susceptibility as a function of temperature for  $\text{ZrCr}_2\text{C}_2\text{H}_2$  AFM half-metal.

transport a 100% spin-polarized charge with zero net magnetization, but also has the feature of generating no macroscopic magnetic field. Hence, AFM half-metals are expected to be an important species of spintronic material with distinct applications, such as probes in spin-polarized scanning tunneling microscopes.<sup>71</sup> Conventionally, the electronic structures of AFM materials in spin-up channel and spin-down channel are usually identical with a symmetry relation, which leads to the vanishing of the net magnetic moment. Thus, the conduction electrons are unspin-polarized. By careful selection, one can discover an AFM material with half-metallic feature. In this case, the polarization of the conduction electrons is not in contradiction with the existence of AFM. This class of materials is called half-metallic antiferromagnet. Coincidentally, the sites of opposite spin of some investigated DTM MXenes are not symmetric, as mentioned before. Therefore, a blueprint came



**Fig. 11** Magnetic moment of Cr atoms and magnetic susceptibility as a function of temperature for (a and d)  $\text{TiCr}_2\text{C}_2\text{T}_x$ , (b and e)  $\text{ZrCr}_2\text{C}_2\text{T}_x$ , and (c and f)  $\text{HfCr}_2\text{C}_2\text{T}_x$  AFM semiconductors, respectively.

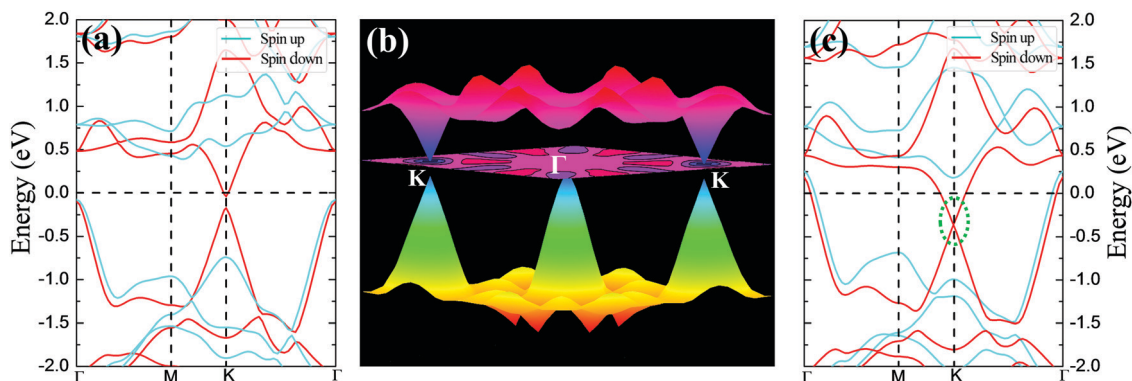


Fig. 13 Spin-dependent band structure of  $\text{ZrCr}_2\text{C}_2\text{H}_2$  under (a) strain-free condition and (c) 5% tensile strain; (b) 3D band profile around the Fermi level corresponding to (a).

to our mind: AFM DTM MXenes in our study may be endowed with this novel property.

Excitingly, intrinsic AFM half-metallic property was characterized in DTM  $\text{ZrCr}_2\text{C}_2\text{H}_2$  from our screening. The energy differences between different states are listed in Table 4, and the AFM1 magnetic arrangements are the preferred configurations for  $\text{ZrCr}_2\text{C}_2\text{H}_2$ . Fig. 12 presents the magnetic moment of Cr atoms and magnetic susceptibility as a function of temperature for  $\text{ZrCr}_2\text{C}_2\text{H}_2$  based on the exchange constants from Table 4, from which one can see that the estimated  $T_N$  value can reach as high as 165 K. Moreover, as the spin-dependent band structure displays in Fig. 13(a),  $\text{ZrCr}_2\text{C}_2\text{H}_2$  shows metallic conduction feature for the spin-down direction, and a finite band gap in the spin-up direction. Hence, we proposed that DTM  $\text{ZrCr}_2\text{C}_2\text{H}_2$  is an AFM half-metal with high Néel temperature.

From Fig. 13(a), another distinct feature of the spin-dependent band structure of  $\text{ZrCr}_2\text{C}_2\text{H}_2$  is a Dirac cone-like structure at the  $K$  point, which is reminiscent of the anomalous electronic states observed in graphene and topological insulators.<sup>72,73</sup> Around the Dirac cone, the conduction and valence bands touch with linear dispersions on the Fermi level, inducing the so-called Dirac point. The Dirac point is responsible for many peculiar properties, such as high carrier mobility, which is beneficial for the design of high-speed electronic devices.<sup>12,72,73</sup> Based on this, a Dirac half-metal has emerged, characterized by conductivity in one spin direction with a Dirac cone in the other direction; the energy band diagrams for Dirac half metal are illustrated in Fig. 5(c). For DTM  $\text{ZrCr}_2\text{C}_2\text{H}_2$ , in spin-up channel, a band gap of 0.5 eV is clearly observed, while an opened Dirac cone positions at the  $K$  point of the first Brillouin zone. Fig. 13(b) further illustrates the 3D band profile around the Fermi level. Inspired by the fact that strain engineering is often adopted to manipulate the electronic structure of 2D materials, diverse tensile strains were applied on the DTM  $\text{ZrCr}_2\text{C}_2\text{H}_2$  to explore the variation of the Dirac cone-like feature. Interestingly, only a 5% tensile strain can close the gap of the cone at the  $K$  point. As displayed in Fig. 13(c), the Dirac point is located  $\sim 0.4$  eV below the Fermi level, which indicates that the DTM  $\text{ZrCr}_2\text{C}_2\text{H}_2$  is not a perfect Dirac half-metal. However, with the growing number of MXene family, more Dirac half-metals are expected to be found in other MXenes.<sup>74</sup>

## 4. Conclusions

In summary, we have designed and comprehensively studied 50 DTM MXenes  $\text{MCr}_2\text{CT}_x$  ( $T = \text{H, O, F, OH, or bare}$ ) on the chemical formula of  $\text{M}_2\text{C}$  ( $M = \text{Sc, Y, Ti, Zr, Hf, V, Nb, Ta, Mo, W}$ ) by first-principles calculations. Interestingly, the VB and VIB DTM MXenes  $\text{MCr}_2\text{CT}_x$  show metallic conductivity with AFM or FM magnetic orders. Moreover, various novel magnetic properties have been presented for IIIB and IVB DTM  $\text{MCr}_2\text{CT}_x$  MXenes. Notably,  $\text{ScCr}_2\text{C}_2$ ,  $\text{ScCr}_2\text{C}_2\text{H}_2$ ,  $\text{ScCr}_2\text{C}_2\text{F}_2$ , and  $\text{YCr}_2\text{C}_2\text{H}_2$  exhibit FM half-metallicity with wide band gaps and high Curie temperatures. The TMR ratio of the proposed  $1\text{T-MoS}_2/\text{ScCr}_2\text{C}_2/2\text{H-MoS}_2/\text{ScCr}_2\text{C}_2/1\text{T-MoS}_2$  vdW MTJ can reach up to 176 000% at zero bias. Another ten AFM semiconductors with band gaps ranging from 0.56 eV to 1.63 eV and Néel temperatures from 90 K to 425 K have been predicted. In addition, DTM  $\text{ZrCr}_2\text{C}_2\text{H}_2$  is expected to be a half-metallic antiferromagnet, the Néel temperature of which can reach 165 K. Very interestingly, there exists a Dirac-like cone at  $K$  points in the  $\text{ZrCr}_2\text{C}_2\text{H}_2$  band structure. Our study has provided a new strategy for developing MXenes as intrinsically magnetic materials and paves the way for application of the MXene family in the field of spintronics.

## Conflicts of interest

The authors declare no competing financial interest.

## Acknowledgements

This work was supported by the National Natural Science Foundation of China (No. 21973012, 51872017 and 51871009), the Natural Science Foundation of Fujian Province (Grant No. 2021J06011 and 2020J01351), the National Key Research and Development Program of China (No. 2017YFB0701701), and the ‘‘Qishan Scholar’’ Scientific Research Project of Fuzhou University.

## References

- 1 X. Li and J. Yang, *Natl. Sci. Rev.*, 2016, **3**, 365–381.

- 2 X. Li and X. Wu, *Wiley Interdiscip. Rev.: Comput. Mol. Sci.*, 2016, **6**, 441–455.
- 3 Y. P. Feng, L. Shen, M. Yang, A. Wang, M. Zeng, Q. Wu, S. Chintalapati and C. R. Chang, *Wiley Interdiscip. Rev.: Comput. Mol. Sci.*, 2017, **7**, e1313.
- 4 N. Miao and Z. Sun, *Wiley Interdiscip. Rev.: Comput. Mol. Sci.*, 2021, e1545.
- 5 K. S. Novoselov, A. K. Geim, S. V. Morozov, D. Jiang, Y. Zhang, S. V. Dubonos, I. V. Grigorieva and A. A. Firsov, *Science*, 2004, **306**, 666–669.
- 6 H. Kumar, N. C. Frey, L. Dong, B. Anasori, Y. Gogotsi and V. B. Shenoy, *ACS Nano*, 2017, **11**, 7648–7655.
- 7 R. Nair, I.-L. Tsai, M. Sepioni, O. Lehtinen, J. Keinonen, A. Krasheninnikov, A. C. Neto, M. Katsnelson, A. Geim and I. Grigorieva, *Nat. Commun.*, 2013, **4**, 1–6.
- 8 Z. Zhang, X. Zou, V. H. Crespi and B. I. Yakobson, *ACS Nano*, 2013, **7**, 10475–10481.
- 9 B. Wang, Q. Wu, Y. Zhang, Y. Guo, X. Zhang, Q. Zhou, S. Dong and J. Wang, *Nanoscale Horiz.*, 2018, **3**, 551–555.
- 10 B. Wang, Y. Zhang, L. Ma, Q. Wu, Y. Guo, X. Zhang and J. Wang, *Nanoscale*, 2019, **11**, 4204–4209.
- 11 N. Miao, B. Xu, L. Zhu, J. Zhou and Z. Sun, *J. Am. Chem. Soc.*, 2018, **140**, 2417–2420.
- 12 Z. Liu, J. Liu and J. Zhao, *Nano Res.*, 2017, **10**, 1972–1979.
- 13 B. Huang, G. Clark, E. Navarro-Moratalla, D. R. Klein, R. Cheng, K. L. Seyler, D. Zhong, E. Schmidgall, M. A. McGuire, D. H. Cobden, W. Yao, D. Xiao, P. Jarillo-Herrero and X. Xu, *Nature*, 2017, **546**, 270–273.
- 14 C. Gong, L. Li, Z. L. Li, H. W. Ji, A. Stern, Y. Xia, T. Cao, W. Bao, C. Z. Wang, Y. A. Wang, Z. Q. Qiu, R. J. Cava, S. G. Louie, J. Xia and X. Zhang, *Nature*, 2017, **546**, 265–269.
- 15 Z. Fei, B. Huang, P. Malinowski, W. Wang, T. Song, J. Sanchez, W. Yao, D. Xiao, X. Zhu and A. F. May, *Nat. Mater.*, 2018, **17**, 778–782.
- 16 A. VahidMohammadi, J. Rosen and Y. Gogotsi, *Science*, 2021, **372**, eabf1581.
- 17 A. D. Handoko, S. N. Steinmann and Z. W. Seh, *Nanoscale Horiz.*, 2019, **4**, 809–827.
- 18 X. Zhan, C. Si, J. Zhou and Z. Sun, *Nanoscale Horiz.*, 2020, **5**, 235–258.
- 19 P. Xiong, B. Sun, N. Sakai, R. Ma, T. Sasaki, S. Wang, J. Zhang and G. Wang, *Adv. Mater.*, 2019, **32**, 1902654.
- 20 Y. Xia, T. S. Mathis, M. Q. Zhao, B. Anasori, A. Dang, Z. H. Zhou, H. Cho, Y. Gogotsi and S. Yang, *Nature*, 2018, **557**, 409–412.
- 21 M. Khazaei, M. Arai, T. Sasaki, C. Y. Chung, N. S. Venkataramanan, M. Estili, Y. Sakka and Y. Kawazoe, *Adv. Funct. Mater.*, 2013, **23**, 2185–2192.
- 22 J. He, P. Lyu and P. Nachtigall, *J. Mater. Chem. C*, 2016, **4**, 11143–11149.
- 23 J. Zheng, R. He, Y. Wan, P. Zhao, P. Guo and Z. Jiang, *Phys. Chem. Chem. Phys.*, 2019, **21**, 3318–3326.
- 24 M. Zhao, J. Chen, S.-S. Wang, M. An and S. Dong, *Phys. Rev. Mater.*, 2021, **5**, 094408.
- 25 J.-J. Zhang, L. Lin, Y. Zhang, M. Wu, B. I. Yakobson and S. Dong, *J. Am. Chem. Soc.*, 2018, **140**, 9768–9773.
- 26 S. Zhao, W. Kang and J. Xue, *Appl. Phys. Lett.*, 2014, **104**, 133106.
- 27 C. Si, J. Zhou and Z. Sun, *ACS Appl. Mater. Interfaces*, 2015, **7**, 17510–17515.
- 28 J. Yang, X. Zhou, X. Luo, S. Zhang and L. Chen, *Appl. Phys. Lett.*, 2016, **109**, 203109.
- 29 W. Chen, H. Li, X. Shi and H. Pan, *J. Phys. Chem. C*, 2017, **121**, 25729–25735.
- 30 W. Hong, B. C. Wyatt, S. K. Nemani and B. Anasori, *MRS Bull.*, 2020, **45**, 850–861.
- 31 B. Anasori, Y. Xie, M. Beidaghi, J. Lu, B. C. Hosler, L. Hultman, P. R. C. Kent, Y. Gogotsi and M. W. Barsoum, *ACS Nano*, 2015, **9**, 9507–9516.
- 32 W. Sun, Y. Xie and P. R. Kent, *Nanoscale*, 2018, **10**, 11962–11968.
- 33 K. Hantanasirisakul, B. Anasori, S. Nemsak, J. L. Hart, J. Wu, Y. Yang, R. V. Chopdekar, P. Shafer, A. F. May and E. J. Moon, *Nanoscale Horiz.*, 2020, **5**, 1557–1565.
- 34 G. Wang, L. Peng, K. Li, L. Zhu, J. Zhou, N. Miao and Z. Sun, *Comput. Mater. Sci.*, 2021, **186**, 110064.
- 35 G. Wang, K. Li, L. Peng, Y. Zhang, J. Zhou and Z. Sun, *Acta Metall. Sin.*, 2022, **58**(1), 75–78.
- 36 G. Kresse and J. Furthmüller, *Phys. Rev. B: Condens. Matter Mater. Phys.*, 1996, **54**, 11169.
- 37 G. Kresse and D. Joubert, *Phys. Rev. B: Condens. Matter Mater. Phys.*, 1999, **59**, 1758.
- 38 P. E. Blöchl, *Phys. Rev. B: Condens. Matter Mater. Phys.*, 1994, **50**, 17953.
- 39 J. P. Perdew, K. Burke and M. Ernzerhof, *Phys. Rev. Lett.*, 1996, **77**, 3865.
- 40 S. Dudarev, G. Botton, S. Savrasov, C. Humphreys and A. Sutton, *Phys. Rev. B: Condens. Matter Mater. Phys.*, 1998, **57**, 1505.
- 41 J. He, G. Ding, C. Zhong, S. Li, D. Li and G. Zhang, *Nanoscale*, 2019, **11**, 356–364.
- 42 J. He, P. Lyu, L. Z. Sun, Á. Morales García and P. Nachtigall, *J. Mater. Chem. C*, 2016, **4**, 6500–6509.
- 43 L. Dong, H. Kumar, B. Anasori, Y. Gogotsi and V. B. Shenoy, *J. Phys. Chem. Lett.*, 2017, **8**, 422–428.
- 44 M. Marsman, J. Paier, A. Stroppa and G. Kresse, *J. Phys.: Condens. Matter*, 2008, **20**, 064201.
- 45 B. Wang, X. Zhang, Y. Zhang, S. Yuan, Y. Guo, S. Dong and J. Wang, *Mater. Horiz.*, 2020, **7**, 1623–1630.
- 46 M. Brandbyge, J.-L. Mozos, P. Ordejón, J. Taylor and K. Stokbro, *Phys. Rev. B: Condens. Matter Mater. Phys.*, 2002, **65**, 165401.
- 47 S. Smidstrup, T. Markussen, P. Vancraeyveld, J. Wellendorff, J. Schneider, T. Gunst, B. Verstichel, D. Stradi, P. A. Khomyakov, U. G. Vej-Hansen, M.-E. Lee, S. T. Chill, F. Rasmussen, G. Penazzi, F. Corsetti, A. Ojanperä, K. Jensen, M. L. N. Palsgaard, U. Martinez, A. Blom, M. Brandbyge and K. Stokbro, *J. Phys.: Condens. Matter*, 2019, **32**, 015901.
- 48 M. J. van Setten, M. Giantomassi, E. Bousquet, M. J. Verstraete, D. R. Hamann, X. Gonze and G.-M. Rignanese, *Comput. Phys. Commun.*, 2018, **226**, 39–54.

- 49 S. Grimme, J. Antony, S. Ehrlich and H. Krieg, *J. Chem. Phys.*, 2010, **132**, 154104.
- 50 M. Naguib, O. Mashtalir, J. Carle, V. Presser, J. Lu, L. Hultman, Y. Gogotsi and M. W. Barsoum, *ACS Nano*, 2012, **6**, 1322–1331.
- 51 M. Khazaei, A. Ranjbar, M. Arai, T. Sasaki and S. Yunoki, *J. Mater. Chem. C*, 2017, **5**, 2488–2503.
- 52 V. Kamysbayev, A. S. Filatov, H. Hu, X. Rui, F. Lagunas, D. Wang, R. F. Klie and D. V. Talapin, *Science*, 2020, **369**, 979–983.
- 53 B. Anasori, M. R. Lukatskaya and Y. Gogotsi, *Nat. Rev. Mater.*, 2017, **2**, 1–17.
- 54 S. Li, P. Tuo, J. Xie, X. Zhang, J. Xu, J. Bao, B. Pan and Y. Xie, *Nano Energy*, 2018, **47**, 512–518.
- 55 Q. Zhong, Y. Li and G. Zhang, *Chem. Eng. J.*, 2020, 128099.
- 56 Y. Zhang, B. Sa, N. Miao, J. Zhou and Z. Sun, *J. Mater. Chem. A*, 2021, **9**, 10882–10892.
- 57 R. A. Degroot, F. M. Mueller, P. G. Vanengen and K. H. J. Buschow, *Phys. Rev. Lett.*, 1983, **50**, 2024–2027.
- 58 K. I. Kobayashi, T. Kimura, H. Sawada, K. Terakura and Y. Tokura, *Nature*, 1998, **395**, 677–680.
- 59 S. Sugahara and M. Tanaka, *Appl. Phys. Lett.*, 2004, **84**, 2307–2309.
- 60 Y.-W. Son, M. L. Cohen and S. G. Louie, *Nature*, 2006, **444**, 347–349.
- 61 S. Dutta, A. K. Manna and S. K. Pati, *Phys. Rev. Lett.*, 2009, **102**, 096601.
- 62 N. C. Frey, A. Bandyopadhyay, H. Kumar, B. Anasori, Y. Gogotsi and V. B. Shenoy, *ACS Nano*, 2019, **13**, 2831–2839.
- 63 Y. Feng, X. Wu, L. Hu and G. Gao, *J. Mater. Chem. C*, 2020, **8**, 14353–14359.
- 64 H. Zhou, Y. Zhang and W. Zhao, *ACS Appl. Mater. Interfaces*, 2020, **13**, 1214–1221.
- 65 T. Song, M. W.-Y. Tu, C. Carnahan, X. Cai, T. Taniguchi, K. Watanabe, M. A. McGuire, D. H. Cobden, D. Xiao and W. Yao, *Nano Lett.*, 2019, **19**, 915–920.
- 66 F. Bonell, T. Hauet, S. Andrieu, F. Bertran, P. Le Fevre, L. Calmels, A. Tejada, F. Montaigne, B. Warot-Fonrose and B. Belhadji, *Phys. Rev. Lett.*, 2012, **108**, 176602.
- 67 Y. Zhu, X. Guo, L. Jiang, Z. Yan, Y. Yan and X. Han, *Phys. Rev. B*, 2021, **103**, 134437.
- 68 T. Jungwirth, X. Marti, P. Wadley and J. Wunderlich, *Nat. Nanotechnol.*, 2016, **11**, 231–241.
- 69 J.-S. Chai, J.-T. Wang and L.-F. Xu, *ACS Appl. Mater. Interfaces*, 2020, **12**, 9918–9924.
- 70 H. van Leuken and R. A. de Groot, *Phys. Rev. Lett.*, 1995, **74**, 1171–1173.
- 71 X. Hu, *Adv. Mater.*, 2012, **24**, 294–298.
- 72 X. Zhang, A. Wang and M. Zhao, *Carbon*, 2015, **84**, 1–8.
- 73 B. Sa, J. Zhou, Z. Sun, J. Tominaga and R. Ahuja, *Phys. Rev. Lett.*, 2012, **109**, 096802.
- 74 R. K. Barik and A. K. Singh, *Chem. Mater.*, 2021, **33**, 6311–6317.