



Cite this: *Org. Biomol. Chem.*, 2022, **20**, 8065

Received 28th July 2022,
 Accepted 29th September 2022

DOI: 10.1039/d2ob01371a

rscl.li/obc

Cooperative photoredox/gold catalysed cyclization of 2-alkynylbenzoates with arenediazonium salts: synthesis of 3,4-disubstituted isocoumarins†

Valentina Pirovano, * Elisa Brambilla, Giorgia Fanciullacci and Giorgio Abbiati *

Several isocoumarins have been synthesised in good to excellent yields starting from 2-alkynylbenzoates and arenediazonium salts. The strategy involves a domino arylation/oxo-cyclization catalysed by a dual photoredox/gold catalytic system. The reactions run under mild conditions at room temperature in wet acetonitrile under irradiation with a blue-LED lamp, in the presence of a cationic gold catalyst and a cheap organic photocatalyst. The scope is quite broad and allows the preparation of isocoumarins differently disubstituted in positions 3 and 4. A plausible reaction mechanism is proposed.

Introduction

The isocoumarin (1*H*-isochromen-1-one) structure¹ represents the heterocyclic skeleton of several compounds characterised by noteworthy biological activities.² The synthesis of this nucleus has been accomplished both by metal-free³ and metal-catalysed⁴ methodologies. Several salts and complexes of transition metals have been successfully used, starting from early (titanium, chromium) to late (iron, ruthenium, rhodium, iridium, nickel, palladium, and zinc) and coinage (copper, silver, gold) ones. Among them, palladium- and copper-based catalysts are probably the most investigated and used.⁵

An intriguing strategy to build up the pyran-2-one moiety of the isocoumarin nucleus is the cyclization of γ -alkynyl carboxylic acids or esters. Many approaches involving Brønsted acid catalysis⁶ (also in the presence of an additional electrophile)⁷ and LA/TM catalysis⁸ have been reported. Moreover, in some papers, this transformation was obtained by a cascade coupling/annulation sequence starting from *o*-halobenzoic acid/esters and terminal alkynes⁹ or by a CH bond-activation/annulation path starting from benzoic acids and internal alkynes.¹⁰ Our contribution to the development of effective and sustainable methods to prepare 3-substituted isocoumarins starting from 2-alkynyl-arylcarboxylates is represented by two recent papers. In the first, isocoumarins have been obtained by an AgOTf/*p*-TSA co-catalysed approach,

characterised by mild reaction conditions, high yields and selectivity, and a low catalyst loading.¹¹ In the second, we described the use of a *p*-TSA-based Deep Eutectic Solvent (DES) as an environmental-friendly “active” solvent under microwave heating able to promote this transformation. In this case, the proposed procedure is characterised by a high degree of sustainability, the cleanness of the reactions in reduced times, and the cheapness and reusability of the active solvent.¹²

In the last few years, photoredox catalysis has become a trendy alternative strategy for several organic transformations.¹³ In this context, cooperative photoredox catalysis¹⁴ – and in particular photocatalysis with transition metal complexes¹⁵ – allows the improvement of molecular complexity through the “browsing” among the different oxidation states of the metal catalysts without the requirement for stoichiometric sacrificial reagents. Among the transition metal complexes used in this cooperative fashion, gold complexes represent interesting candidates because when gold catalysis meets photocatalysis, a valence change of the gold center can easily be achieved *via* electron transfer and radical addition.¹⁶

Cooperative photoredox/TM catalysis has been broadly used for the synthesis of different nitrogen-, sulphur- and oxygen-containing heterocycles. Surprisingly, isocoumarins seem to be a bit neglected. To the best of our knowledge, the only example was reported by Alcaide, Almendros, and co-workers in 2017.¹⁷ In this paper the authors prepare seven 3,4-diaryliso-coumarins starting from methyl 2-((trimethylsilyl)ethynyl)aryl-carboxylates and arenediazonium salts (6 equiv.) in the presence of triphenylphosphine gold chloride (10 mol%) and a Ru-based photoredox catalyst (2.5 mol%). The reactions run in a mixture of methanol and acetonitrile (3:1) at rt under

Dipartimento di Scienze Farmaceutiche, Sezione di Chimica Generale e Organica “A. Marchesini”, Università degli Studi di Milano, Via Venezian, 21, 20133 Milano, Italy. E-mail: valentina.pirovano@unimi.it, giorgio.abbiati@unimi.it

† Electronic supplementary information (ESI) available. See DOI: <https://doi.org/10.1039/d2ob01371a>



irradiation of the light of a fluorescence bulb for 1–6 hours to give the desired 3,4-homosubstituted isocoumarins in yields ranging from 59 to 72%. The main limitations of this approach are (i) the homosubstitution in positions 3 and 4 of the isocoumarin, (ii) the use of an expensive Ru-based photocatalyst, and (iii) a slightly narrow scope. A strongly related cascade approach starting from 2-alkynylphenols and arenediazonium salts for the preparation of 2,3-diarylbenzofurans was reported one year before by Ollivier, Fensterbank, and co-workers.¹⁸ The authors used the same dual catalytic system in methanol at rt under visible light. The reactions are slower (16 h), and the yields seem to be strongly affected by the nature of the substituents on both phenols and arenediazonium salts. Inspired by these works, and in connection with our continuous interest in the gold-catalysed synthesis of heterocycles¹⁹ and the development of alternative approaches to isocoumarins,^{11,12} we report here a new approach to 3,4-heterodisubstituted isocoumarins through a dual photoredox/gold catalysed arylation oxo-cyclization of 2-alkynylbenzoates in the presence of arenediazonium salts.

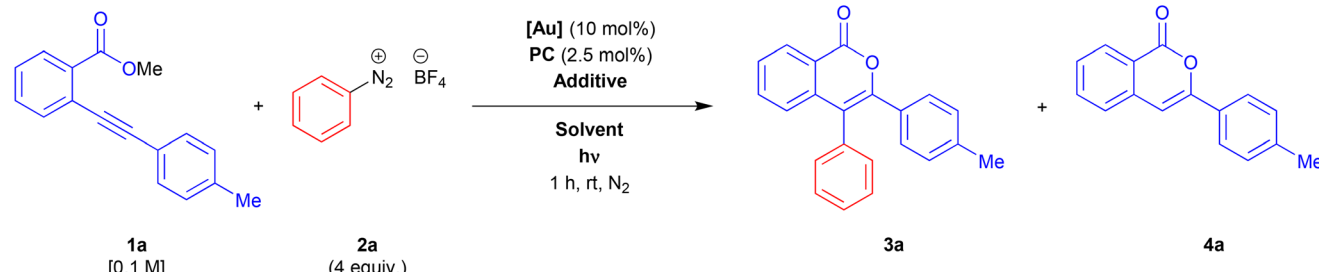
Results and discussion

We start our investigation by choosing the reaction between methyl 2-(*p*-tolylethynyl)benzoate **1a** and benzenediazonium

tetrafluoroborate **2a** as a model system. Taking into account the reaction conditions described in the recent related literature,^{17,18} we tested the activity of different gold complexes, Ru-based and organic photocatalysts, additives, solvents, and light sources. A selection of results of this screening is reported in Table 1.

Under Alcaide conditions in acetonitrile and using a blue-LED (465 nm) as a light source, we observed the formation of a mixture of the desired product **3a** beside a two-fold amount of the simple cyclization product **4a**, in 74% overall yield (Table 1, entry 1). The selectivity toward the arylated product **3a** was improved by adding 10 mol% of *p*-TSA as an additive, with a slight loss in overall yield (Table 1, entry 2). We were pleased to find that changing the counter-ion of the gold complex yield and selectivity were improved to 89% and 2 : 1, respectively (Table 1, entry 3), while an increase or a reduction of the additive amount had a negative effect on both the parameters (Table 1, entries 4 and 5). Then, we tested the effect of a protic polar solvent as an alternative additive (Table 1, entries 6–9). The reaction in pure methanol resulted in a heavy loss of selectivity (Table 1, entry 6), conversely, the use of methanol as minority co-solvent together with acetonitrile gave **3a** as a single product (Table 1, entries 7–9). Interestingly, the yield seemed to grow inversely proportional to the amount of methanol, with the best results in the presence of 10 equiv.

Table 1 Screening of optimal reaction conditions



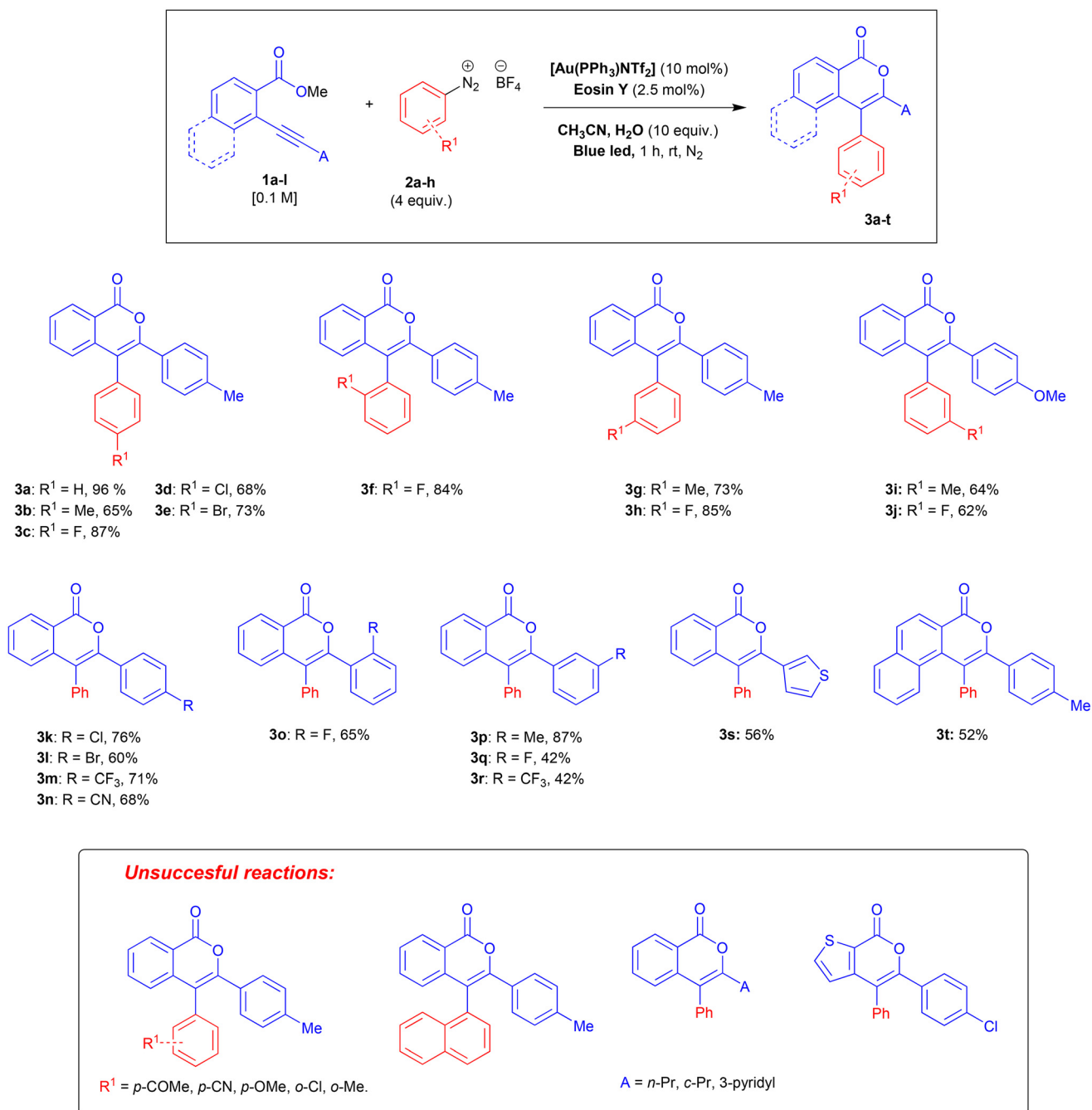
Entry	Gold catalyst [Au] (10 mol%)	Additive	Photo catalyst PC (2.5 mol%)	Solvent	hν	Overall yield ^a (%)	3/4 ratio
1	[Au(PPh ₃)Cl]	—	[Ru(bpy) ₃ (PF ₆) ₂]	CH ₃ CN	Blue-LED	74	1 : 1.7
2	[Au(PPh ₃)Cl]	<i>p</i> -TSA (10 mol%)	[Ru(bpy) ₃ (PF ₆) ₂]	CH ₃ CN	Blue-LED	70	1 : 1
3	[Au(PPh ₃)NTf ₂]	<i>p</i> -TSA (10 mol%)	[Ru(bpy) ₃ (PF ₆) ₂]	CH ₃ CN	Blue-LED	89	2 : 1
4	[Au(PPh ₃)NTf ₂]	<i>p</i> -TSA (30 mol%)	[Ru(bpy) ₃ (PF ₆) ₂]	CH ₃ CN	Blue-LED	84	1 : 1
5	[Au(PPh ₃)NTf ₂]	<i>p</i> -TSA (5 mol%)	[Ru(bpy) ₃ (PF ₆) ₂]	CH ₃ CN	Blue-LED	51	1 : 1.65
6	[Au(PPh ₃)NTf ₂]	—	[Ru(bpy) ₃ (PF ₆) ₂]	CH ₃ OH	Blue-LED	78	1 : 1.9
7	[Au(PPh ₃)NTf ₂]	—	[Ru(bpy) ₃ (PF ₆) ₂]	CH ₃ OH/CH ₃ CN 1 : 3	Blue-LED	13 ^b	1 : 0
8	[Au(PPh ₃)NTf ₂]	—	[Ru(bpy) ₃ (PF ₆) ₂]	CH ₃ OH/CH ₃ CN 1 : 9 (=25 equiv. of MeOH)	Blue-LED	42 ^b	1 : 0
9	[Au(PPh ₃)NTf ₂]	CH ₃ OH (10 equiv.)	[Ru(bpy) ₃ (PF ₆) ₂]	CH ₃ CN	Blue-LED	93	1 : 0
10	[Au(PPh ₃)NTf ₂]	H ₂ O (10 equiv.)	[Ru(bpy) ₃ (PF ₆) ₂]	CH ₃ CN	Blue-LED	96	1 : 0
11	[Au(JohnPhos)NTf ₂]	H ₂ O (10 equiv.)	[Ru(bpy) ₃ (PF ₆) ₂]	CH ₃ CN	Blue-LED	nr	—
12	[Au(P(<i>p</i> -CF ₃ Ph) ₃)NTf ₂]	H ₂ O (10 equiv.)	[Ru(bpy) ₃ (PF ₆) ₂]	CH ₃ CN	Blue-LED	77	1 : 0
13	[Au(PPh ₃)NTf ₂]	H ₂ O (10 equiv.)	[Ru(bpy) ₃ Cl ₂]	CH ₃ CN	Blue-LED	64	1 : 0
14	[Au(PPh ₃)NTf ₂]	H ₂ O (10 equiv.)	Eosin Y	CH₃CN	Blue-LED	96	1 : 0
15	[Au(PPh ₃)NTf ₂]	H ₂ O (10 equiv.)	Eosin Y	CH ₃ CN	Green-LED	68	1 : 0.22
16	[Au(PPh ₃)NTf ₂]	H ₂ O (10 equiv.)	Eosin Y	CH ₃ CN	CFL (21 W)	70	1 : 0.9
17	[Au(PPh ₃)NTf ₂]	H ₂ O (10 equiv.)	Eosin Y	CH ₃ CN	Dark	55 ^c	0 : 1

^a Yields referred to pure isolated products. ^b No more starting material, by-products. ^c Reaction time: 5 h.



of methanol (Table 1, entry 9). A cheaper and more sustainable protic solvent as water gave the same selectivity with a slight improvement in yield (Table 1, entry 10). Next, we test the behaviour of electron-rich and electron-poorer phosphine gold complexes (Table 1, entries 11 and 12). The reaction in the presence of $[\text{Au}(\text{JohnPhos})\text{NTf}_2]$ failed (Table 1, entry 11), whereas $[\text{Au}(\text{P}(p\text{-CF}_3\text{Ph})_3)\text{NTf}_2]$ gave great results in terms of selectivity but a worse yield (Table 1, entry 12). We changed also the photocatalyst and the wavelength of the LED light

(Table 1, entries 13–15). We were pleased to find that the inexpensive organic photocatalyst eosin Y²⁰ gave the same results as $\text{Ru}(\text{bpy})_3(\text{PF}_6)_2$, (Table 1, entry 14), whereas the green-LED lamp (525 nm) gave worse results in both terms of selectivity and yield (Table 1, entry 15). The efficiency of the blue-LED light was confirmed by a test with a 21 W CFL (compact fluorescence light), which induce a loss of both yields and selectivity (Table 1, entry 16). Finally, a control test in the dark confirmed the key contribution of the photo-



Scheme 1 Scope and limitation of the approach.



catalytic cycle to the arylation step. If the activation of the photocatalyst is hampered, the reaction follows a simple metal-catalysed cyclization-without-arylation path to give **4a**, according to that observed in the already studied reactions of 2-alkynylbenzoates in the presence of a silver catalyst¹¹ (for a plausible mechanism see ESI, Scheme S1†).

Under the optimised reaction conditions, we explored the scope and limitations of the approach. The 2-alkynylbenzoates **1** were prepared by a Sonogashira cross-coupling²¹ between 2-bromo-benzoates and terminal alkynes as previously described.^{11,12,22} Arenediazonium salts were synthesised according to previous literature.²³ All unknown compounds have been fully characterised through NMR spectroscopy, mass spectrometry, and elemental analysis. The results are summarised in Scheme 1.

When the arenediazonium partner is substituted in the *ortho*-position, only small groups like fluorine are allowed (**3f**) whereas more bulky substituents (Cl and Me) resulted in mixtures of unidentified by-products. The problems related to this kind of steric hindrance were confirmed by the failure of 2-naphthalenediazonium salt to give the desired isocoumarin.

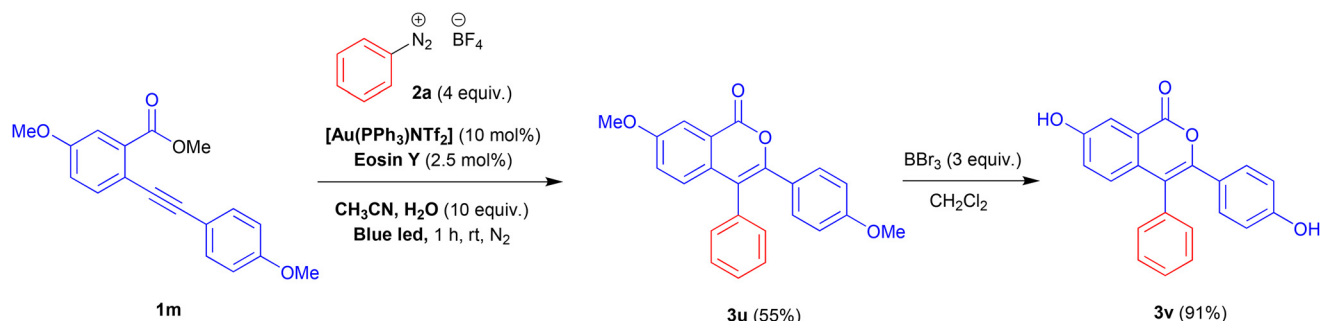
Substitution on the arenediazonium partner in *para*- and *meta*-positions with halo groups or an alkyl group are well-tolerated and the corresponding isocoumarins **3a–j** were obtained from good to excellent yields. Interestingly, the reactions with arenediazonium salts bearing groups with enhanced electron-withdrawing (EW) or electron-donating (ED) properties failed and gave complex mixtures of unidentified by-products. A possible reason for these failures should be that the potential of eosin Y may not be competitive for the reduction of some diazonium salts. To overcome this problem, we made two attempts with 4-cyanobenzediazonium tetrafluoroborate in the presence of two photocatalysts characterised by higher excited state reduction potential (*i.e.*, *fac*-Ir(ppy)₃: $E_{1/2}^{IV/III} = -1.73$ V and [Ru(bpy)₃(PF₆)₂]: $E_{1/2}^{III/II} = -0.81$ V)¹⁵ but also in these cases the reaction failed. Furthermore, it has been reported that in dual gold/photoredox catalysis, the reactions of methoxy substituted benzenediazonium salts are better promoted by gold catalysts with electron-poor ligands,²⁴ maybe because the addition of the aryl radical to the gold complex is favourite. For this reason, we try the reaction with 4-methoxybenzenediazonium tetrafluoroborate under the optimised con-

dition in the presence of a different gold complex, namely [Au[P(*p*-CF₃-Ph)₃][NTf₂], but also in this case the main product arises from the metal-catalysed cyclization-without-arylation.

Next, we investigated the effect of the substitution on the alkynyl terminus of the *o*-alkynyl arylcarboxylates. The presence of a phenyl group bearing in *para*, *ortho*, or *meta* position halo- or alkyl-groups is in general well tolerated (**3k–r**), although strong EW groups gave sometimes the desired isocoumarins only in modest yields (**3q,r**). Electron-rich heterocycles at the alkyne terminus are well tolerated (**3s**) whereas electron-poor ones hamper the reaction as well as alkyl and cycloalkyl substituents. Modifications on the carboxylate moiety seem to be allowed only without perturbation of the electronic properties (**3t**).

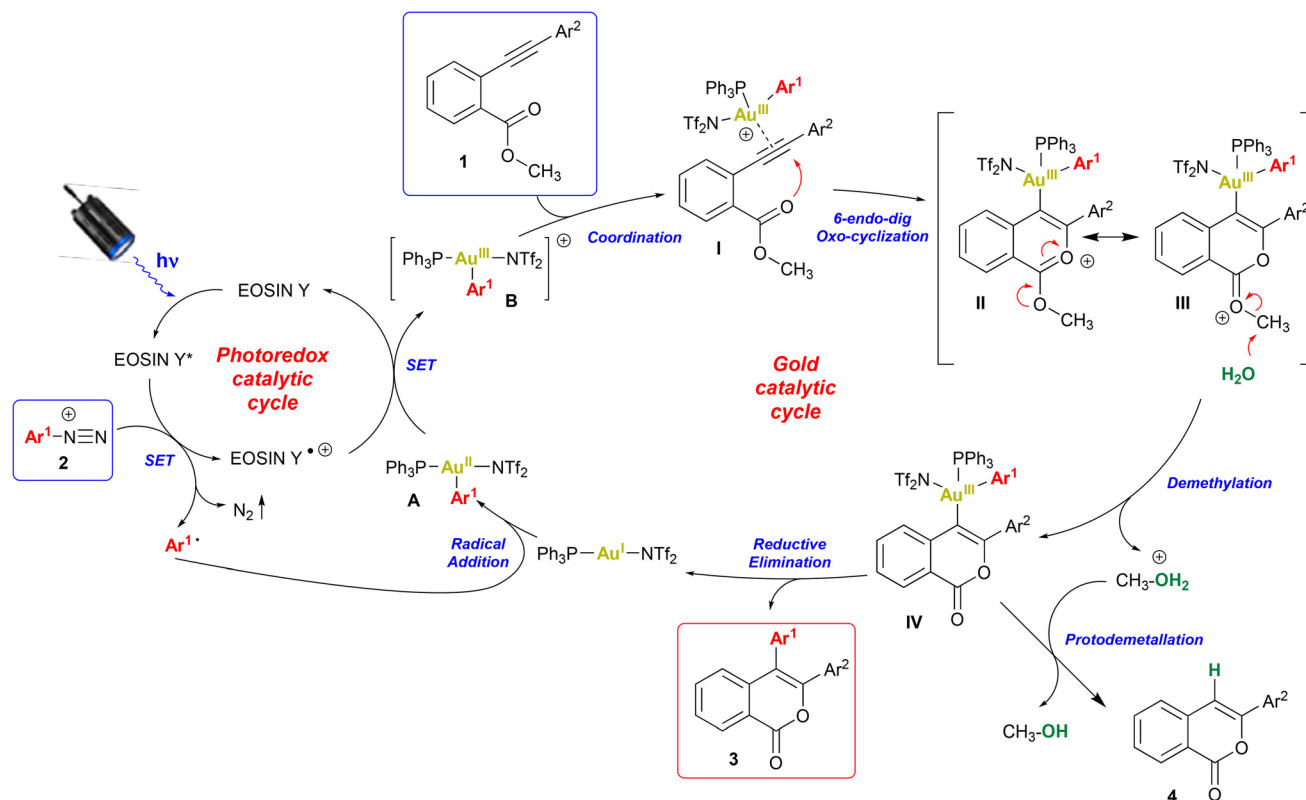
To validate the protocol for the synthesis of functional molecules, we prepare by this way 7-hydroxy-3-(4-hydroxyphenyl)-4-phenyl-1*H*-isochromen-1-one **3v**, which has been tested as a potential estrogen receptor with a slight selectivity for α -subtype.²⁵ The desired product **3v** was obtained in good yield (91%) in a two-step process. The reaction of methyl 5-methoxy-2-((4-methoxyphenyl)ethynyl)benzoate **1m** with benzenediazonium salt **2a** under the optimised reaction conditions gave the intermediate **3u** which was transformed in **3v** by treatment with an excess of BBr₃ (Scheme 2).

Based on experimental evidence and previous findings on cooperative Au/photoredox catalysis,^{16–18} a reasonable mechanism involving a photoredox-induced homogeneous Au(I)/Au(III) redox cycle was proposed (Scheme 3). The photoexcitation of eosin Y with the blue-LED promotes the generation of the aryl radical from the arenediazonium salt **2** by a single electron transfer (SET). The aryl radical reacts with the gold(I) catalyst to initially generate a gold(II)–aryl complex **A** that is further oxidized by the radical-cation of eosin Y to give a gold(III)–aryl complex **B** thus regenerating the photocatalyst. The redox potential for the oxidation of gold(II) to gold(III) in the specific intermediate is still unknown.¹⁶ Moreover, the reduction potentials of eosin Y radical cation and [Ru(bpy)₃(PF₆)₂]³⁺ (*i.e.* the PC used with gold in ref. 17) are quite different (+0.78²⁰ and +1.29¹⁵ in V vs. SCE, respectively). However, the ability of eosin Y to oxidize gold(II) to gold(III) has been already reported.²⁶ Gold complex **B** coordinates the triple bond of substrate **1** to generate the π -complex **I**. The following regiospecific



Scheme 2 Synthesis of 7-hydroxy-3-(4-hydroxyphenyl)-4-phenyl-1*H*-isochromen-1-one **3v**.





Scheme 3 Suggested reaction mechanism.

6-endo-dig intramolecular nucleophilic attack of the carbonyl oxygen to the activated alkyne forms the isochromenylium cation (II/III) stabilized by resonance.¹¹ The water, used as an additive, promotes the removal of the methyl group from intermediate III to give the gold σ-complex IV and a molecule of protonated methanol.^{6b} The successive reductive elimination generates the desired isocoumarin 3 and regenerates the gold (i) catalyst. The by-product 4a, resulting from simple cyclization without arylation, was sometimes obtained under unoptimised conditions (Table 1, entries 1–6), perhaps when the reaction conditions made the protodemetalation path competitive with reductive elimination.

Conclusions

In conclusion, a new cooperative photoredox/gold catalysed approach to isocoumarins starting from 2-alkynylbenzoates and arenediazonium salts has been developed. The methodology is characterised by mild reaction conditions, broad scope, and yields ranging from good to excellent. The strategy involves a cascade arylation/oxo-cyclization promoted by PPh₃AuNTf₂ and eosin Y. In comparison with the previously reported method,¹⁷ this approach allows the preparation of isocoumarins with a different pattern of substitution in positions 3 and 4. Moreover, the use of an inexpensive organic photocatalyst such as eosin Y represents an additional benefit.

Conflicts of interest

There are no conflicts to declare.

Acknowledgements

We would like to thank Mrs Donatella Nava for the NMR analyses and Mr Stefano Pandini for MS analyses. This research was supported by a grant from Università degli Studi di Milano (Italy), Linea 2 "Dotazione Annuale per Attività Istituzionali" 2022.

References

- 1 R. D. Barry, *Chem. Rev.*, 1964, **64**, 229–260.
- 2 A. Saeed, *Eur. J. Med. Chem.*, 2016, **116**, 290–317.
- 3 A. Saeed and F. A. Larik, *Chem. Heterocycl. Compd.*, 2016, **52**, 450–452.
- 4 Z. Ashraf, *Chem. Heterocycl. Compd.*, 2016, **52**, 149–151.
- 5 A. Saeed, M. Haroon, F. Muhammad, F. A. Larik, E.-S. Hesham and P. A. Channar, *J. Organomet. Chem.*, 2017, **834**, 88–103.
- 6 Some representative examples: (a) G. Le Bras, A. Hamze, S. Messaoudi, O. Provot, P.-B. Le Calvez, J.-D. Brion and M. Alami, *Synthesis*, 2008, 1607–1611; (b) G. Zhao,



- L.-Z. Yuan, M. Roudier, J.-F. Peyrat, A. Hamze, J.-D. Brion, O. Provot and M. Alami, *Synthesis*, 2016, 3382–3392.
- 7 Some representative examples: (a) M. Biagetti, F. Bellina, A. Carpita, P. Stabile and R. Rossi, *Tetrahedron*, 2002, **58**, 5023–5038; (b) T. Yao and R. C. Larock, *J. Org. Chem.*, 2003, **68**, 5936–5942; (c) D. J. Faizi, A. Issaian, A. J. Davis and S. A. Blum, *J. Am. Chem. Soc.*, 2016, **138**, 2126–2129; (d) R. Mancuso, C. C. Pomelli, F. Malafronte, A. Maner, N. Marino, C. Chiappe and B. Gabriele, *Org. Biomol. Chem.*, 2017, **15**, 4831–4841.
- 8 Some representative examples: (a) T. Yoshikawa and M. Shindo, *Org. Lett.*, 2009, **11**, 5378–5381; (b) A. Speranca, B. Godoi, S. Pinton, D. F. Back, P. H. Menezes and G. Zeni, *J. Org. Chem.*, 2011, **76**, 6789–6797; (c) A. S. K. Hashmi, C. Lothschuetz, R. Doepp, M. Ackermann, J. De Buck Becker, M. Rudolph, C. Scholz and F. Rominger, *Adv. Synth. Catal.*, 2012, **354**, 133–147; (d) N. A. Mallampudi, G. S. Reddy, S. Maity and D. K. Mohapatra, *Org. Lett.*, 2017, **19**, 2074–2077; (e) P. Zhao, D. Chen, G. Song, K. Han and X. Li, *J. Org. Chem.*, 2012, **77**, 1579–1584; (f) H. Wang, X. Han and X. Lu, *Tetrahedron*, 2013, **69**, 8626–8631; (g) J. Zhang, X. Han and X. Lu, *J. Org. Chem.*, 2016, **81**, 3423–3429; (h) R. Umeda, S. Yoshikawa, K. Yamashita and Y. Nishiyama, *Heterocycles*, 2015, **91**, 2172–2179.
- 9 Some recent representative examples: (a) V. Subramanian, V. R. Batchu, D. Barange and M. Pal, *J. Org. Chem.*, 2005, **70**, 4778–4783; (b) M. Sun, L. Su, J. Dong, L. Liu, Y. Zhou and S.-F. Yin, *Tetrahedron Lett.*, 2017, **58**, 2433–2437; (c) R. G. Chary, G. R. Reddy, Y. S. S. Ganesh, K. V. Prasad, S. K. P. Chandra, S. Mukherjee and M. Pal, *RSC Adv.*, 2013, **3**, 9641–9644; (d) M. R. Kumar, F. M. Irudayanathan, J. H. Moon and S. Lee, *Adv. Synth. Catal.*, 2013, **355**, 3221–3230.
- 10 Some representative examples: (a) S. Warratz, C. Kornhaas, A. Cajaraville, B. Niepötter, D. Stalke and L. Ackermann, *Angew. Chem., Int. Ed.*, 2015, **54**, 5513–5517; (b) L. Ackermann, J. Pospech, K. Graczyk and K. Rauch, *Org. Lett.*, 2012, **14**, 930–933; (c) D. A. Frasco, C. P. Lilly, P. D. Boyle and E. A. Ison, *ACS Catal.*, 2013, **3**, 2421–2429; (d) G. Jiang, J. X. Li, C. Zhu, W. Wu and H. Jiang, *Org. Lett.*, 2017, **19**, 4440–4443.
- 11 J. Gianni, V. Pirovano and G. Abbiati, *Org. Biomol. Chem.*, 2018, **16**, 3213–3219.
- 12 F. Curti, M. Tiecco, V. Pirovano, R. Germani, A. Caselli, E. Rossi and G. Abbiati, *Eur. J. Org. Chem.*, 2019, 1904–1914.
- 13 (a) M. H. Shaw, J. Twilton and D. W. C. MacMillan, *J. Org. Chem.*, 2016, **81**, 6898–6926; (b) N. A. Romero and D. A. Nicewicz, *Chem. Rev.*, 2016, **116**, 10075–10166; (c) R. Reckenthäler and A. G. Griesbeck, *Adv. Synth. Catal.*, 2013, **335**, 2727–2744; (d) J. M. R. Narayanam and C. R. J. Stephenson, *Chem. Soc. Rev.*, 2011, **40**, 102–113.
- 14 X. Lang, J. Zhaob and X. Chen, *Chem. Soc. Rev.*, 2016, **45**, 3026–3038.
- 15 C. K. Prier, D. A. Rankic and D. W. C. MacMillan, *Chem. Rev.*, 2013, **113**, 5322–5363.
- 16 S. Witzel, A. S. K. Hashmi and J. Xie, *Chem. Rev.*, 2021, **121**, 8868–8925.
- 17 B. Alcaide, P. Almendros, A. Busto, F. Herrera, C. Lázaro-Milla and A. Luna, *Adv. Synth. Catal.*, 2017, **359**, 2640–2652.
- 18 Z. Xia, O. Khaled, V. Mouriès-Mansuy, C. Ollivier and L. Fensterbank, *J. Org. Chem.*, 2016, **81**, 7182–7190.
- 19 (a) E. Brambilla, V. Pirovano, M. Giannangeli, G. Abbiati, A. Caselli and E. Rossi, *Org. Chem. Front.*, 2019, **6**, 3078–3084; (b) V. Pirovano, E. Brambilla, S. Rizzato, G. Abbiati, M. Bozzi and E. Rossi, *J. Org. Chem.*, 2019, **84**, 5150–5166; (c) V. Pirovano, M. Borri, G. Abbiati, S. Rizzato and E. Rossi, *Adv. Synth. Catal.*, 2017, **359**, 1912–1918; (d) V. Pirovano, M. Negrato, G. Abbiati, M. Dell'Acqua and E. Rossi, *Org. Lett.*, 2016, **18**, 4798–4801.
- 20 (a) D. P. Hari and B. König, *Chem. Commun.*, 2014, **50**, 6688–6699; (b) V. Srivastava and P. P. Singh, *RSC Adv.*, 2017, **7**, 31377–31392.
- 21 (a) K. Sonogashira, Y. Tohda and N. Hagihara, *Tetrahedron Lett.*, 1975, **50**, 4467–4470 For some recent reviews see: (b) R. Chinchilla and C. Nájera, *Chem. Rev.*, 2007, **107**, 874–922; (c) R. Chinchilla and C. Nájera, *Chem. Soc. Rev.*, 2011, **40**, 5084–5121.
- 22 X. Lin, Z. Fang, C. Zeng, C. Zhu, X. Pang, C. Liu, W. He, J. Duan, N. Qin and K. Guo, *Chem. – Eur. J.*, 2020, **26**, 13738–13742.
- 23 J. Liu, E. Xu, J. Jiang, Z. Huang, L. Zheng and Z.-Q. Liu, *Chem. Commun.*, 2020, **56**, 2202–2205.
- 24 X.-z. Shu, M. Zhang, Y. He, H. Frei and F. D. Toste, *J. Am. Chem. Soc.*, 2014, **136**, 5844–5847.
- 25 M. De Angelis, F. Stossi, M. Waibel, B. S. Katzenellenbogen and J. A. Katzenellenbogen, *Bioorg. Med. Chem.*, 2005, **13**, 6529–6542.
- 26 A. Tlahuext-Aca, M. N. Hopkinson, R. A. Garza-Sanchez and F. Glorius, *Chem. – Eur. J.*, 2016, **22**, 5909–5913.

