


Cite this: *RSC Adv.*, 2022, 12, 2641

Synthesis and cationic polymerization of halogen bonding vinyl ether monomers†

Yudai Morota, Takanaga Suzuki and Kira B. Landenberger *

Halogen bonding is rapidly becoming recognized as a viable and useful intermolecular interaction in supramolecular chemistry. While various monomers amenable to radical polymerization methods containing halogen bonding donors have been developed, this study aims to expand the type of monomers that incorporate this intermolecular interaction to facilitate use of cationic polymerization by developing three novel vinyl ether monomers containing halogen bonding donor moieties: 2,3,5,6-tetrafluoro-4-iodophenoxyethyl vinyl ether (**C2I**), 2,3,5,6-tetrafluoro-4-iodophenoxybutyl vinyl ether (**C4I**), and 2-(2,3,5,6-tetrafluoro-4-iodophenoxyethoxy)ethyl vinyl ether (**O3I**). Well controlled cationic polymerization is achievable through the use of a proton trap, 2,6-di-*tert*-butylpyridine. The use of SnCl_4 as a co-Lewis acid was found to accelerate the reaction. Between the three monomers, the difference in the chain length is shown to influence the reaction rate, with the longest chain demonstrating the fastest polymerization. Initial studies of the halogen bonding ability shows that halogen bonding exists for all three monomers but is most pronounced in **C4I**. The polymerized vinyl ethers also exhibit halogen bonding. Due to the ease of synthesis and polymerization, these are promising new monomers to increase functionality available for polymers synthesized using cationic polymerization.

Received 17th September 2021

Accepted 12th January 2022

DOI: 10.1039/d1ra06957h

rsc.li/rsc-advances

Introduction

In the past fifty years, precision synthesis of polymers using a wide variety of polymerization methods has been realized.^{1,2} With each passing year, an even wider scope of monomers are employed for all polymerization methods, and even previously held conceptions about what monomers are polymerizable or not using various methods are being contested.³ As the toolbox to create polymers becomes more extensive, this enables a wide array of designed and functional self-assembly structures to be readily formed. While intermolecular interactions, such as hydrogen bonding or coordination bonds, can be reliably used to make many intriguing and useful supramolecular materials, these are not the only strong intermolecular interactions available.

Halogen bonding has recently been gaining traction as a reliable and useful intermolecular interaction. Halogen-bonding is the electrostatic interaction between the σ -hole of a halogen atom, usually iodine, bromine, or chlorine, although in rare cases fluorine has been shown to exhibit this,^{4,5} and the lone pair of an electron rich atom such as oxygen, nitrogen, sulfur or even selenium or phosphorous in some cases.^{6–17}

Under appropriate circumstances, even metal centers such as Pd can function as halogen bond acceptors.¹⁸ Compared to other intermolecular interactions, halogen bonding has only recently become more recognized as a reliable intermolecular interaction. Indeed, this intermolecular interaction is often overlooked in the discussion of supramolecular materials. Since the halogen bond has the capability to match the bond strength of the more commonly employed hydrogen bonds, it is possible to construct supramolecular materials analogous to those formed *via* hydrogen bonding.^{14,19–21}

There are several strategies to create halogen-bond donors of sufficient strength. When using halogens in their capacity as halogen bond donors, iodine is the ideal choice since it, being the most polarizable and therefore the largest σ -hole and the most consistent halogen bonding behavior, has reportedly the strongest halogen bonding ability.^{11,21} For achieving stronger interactions the introduction of positively charged moieties to increase the electron withdrawing character, such as haloimidazolium^{22,23} or halotriazolium groups²⁴ or electron withdrawing groups, such as nitro groups,²⁵ increases the strength of the resulting halogen bonds. Furthermore, by increasing the number of electron withdrawing groups present, this will also enhance the halogen bonding ability.²⁶ Using fluorinated arenes to achieve an electron withdrawing environment is a relatively common and facile approach to achieving halogen bonding donors^{6,10,14,26–30} and was used in the design of the vinyl ether monomers presented herein. Indeed, considering the design of monomers for cationic polymerization, avoiding charged

Department of Polymer Chemistry, Graduate School of Engineering, Kyoto University, Katsura, Nishikyo Ward, Kyoto 615-8510, Japan. E-mail: landenberger.kirabeth.2x@kyoto-u.ac.jp

† Electronic supplementary information (ESI) available: Experimental details, discussion of molecular weight estimation supplementary halogen bonding data and IR spectra. See DOI: 10.1039/d1ra06957h



species or potentially reactive groups was deemed the wiser approach.^{9,31}

Halogen bonding offers additional qualities that make it attractive as a corollary to hydrogen bonding materials. Firstly, the building block employed almost always exhibits strong hydrophobic characteristics and the donor moiety is aprotic, making halogen bonding materials in general less susceptible to water and pH than hydrogen bonding materials. This means that these materials could be conceivably used in environments that would be unsuitable for hydrogen bonding counterparts.³² Additionally, halogen bonding in general demonstrates much greater specificity in bonding partners than hydrogen bonding. Therefore, the possibility of binding to an unintended target is greatly reduced and a clearer and more designed responses can be obtained.

The bond angles of halogen bonds are also very consistent within a narrow range. In particular, when iodine is used as the halogen bond donor, the bond angle between the covalent bond to the halogen atom and the noncovalent bond formed from the σ -hole to the halogen bond acceptor is almost always very close to 180°, with little variation from this angle in all but the most exceptional circumstances.^{14,33} This directionality of halogen bonding is one of the key characteristics and is much more pronounced than the range of angles found in hydrogen bonding examples.³⁴ With increasing polarizability in the halogen (commensurate with the size of the halogen), the strong preference for directionality also increases.^{34,35} Such specificity is also attractive to form supramolecular materials using halogen bonds so that the effect of such bond angle specificity can be investigated.³⁶ In this sense, the increased flexibility of vinyl ether monomers offered in this system could potentially enhance the successful formation of halogen bonds by easing the ability to achieve the desired 180° angle.

While still limited in the reports, the number of polymer systems useful for halogen bonding has been increasing rapidly in recent years.^{23,34,37–43} Typically radical polymerization methods are used to generate polymers capable of halogen bonding. Most employ acrylic or methacrylic backbones, although there are also examples of styrene based-halogen bonding monomers.^{23,37–39,41,43} There is a need to expand the type of monomers used to explore the effect that polymer backbones can have on these materials. In this study, cationic polymerization was adopted, which is ideal for polymerizing vinyl ethers. When the acrylates or methacrylates monomers are used, since the side chains are connected *via* ester groups, there is a weak electrostatic interaction acts between adjacent esters that can increase the rigidity of the main chain. By using vinyl ethers this interaction between adjacent side chains is removed and the main chain can move more flexibly.⁴⁴ This increase in flexibility could offer a major change in the properties of these materials that would broaden the types of polymer materials available for halogen bonding.

Herein we present, to the best of our knowledge, the first examples of vinyl ether monomers that are capable of serving as halogen bonding donors. These monomers are readily polymerized using cationic polymerization and produce well controlled polymers. An initial study of halogen bonding ability

demonstrates that these halogen bonding vinyl ethers are a viable and valuable addition to creating functional materials using cationic polymerization.

Experimental

Monomer synthesis

Monomers **C4I**, **C2I**, **O3I**, **C4F**, **C2F** and **O3F** were synthesized following a similar procedure. Synthesis of **C4I** is presented below. Additional details for the synthesis of monomers **C2I**, **O3I**, **C4F**, **C2F** and **O3F** are provided in the ESI.† All commercially available materials were used as received unless otherwise noted.

Synthesis of 2,3,5,6-tetrafluoro-4-iodophenoxybutyl vinyl ether (C4I). 1.60 g (40 mmol) of sodium hydride (Aldrich, 60% dispersion in mineral oil) was placed into a single neck (ground glass, 29/42) 300 mL round bottom flask and washed with approximately 2 mL of hexane (Wako Guaranteed Reagent, >96%) three times by decanting carefully with a pipet (once washed, extra caution should be observed in handling NaH; NaH is highly reactive to water). Next, 150 mL of tetrahydrofuran (THF, Wako Guaranteed Reagent, 99.5%, stabilizer: 2,6-di-*tert*-butyl-4-methylphenol about 0.03%) was added to the flask and the solution was cooled to −10 °C using a low temperature bath with a magnetic stirrer (Eyela PSL-1400). 4.89 mL (40 mmol) of tetramethylene glycol monovinyl ether (TGVE, TCI, >97.0%, stabilized with KOH) was added to the round bottom flask *via* a syringe. The reaction was left to react under open air. After 1 hour, 5.32 mL (40 mmol) of pentafluoriodobenzene (TCI, >99.0%, stabilized with copper chip) was added by syringe and stirred for 10 minutes. The reaction was allowed to warm to room temperature and left stirring to react overnight. The resulting supernatant was dissolved in diethyl ether (Wako 1st Grade, >99%) and washed with 10 wt% NaOH (formed using NaOH Wako 1st Grade, 93% and purified water). The diethyl ether was removed by rotary evaporation and the crude monomer was purified using column chromatography (silica gel Wakogel® C-300) with hexane as an eluent.

Isolated yield: 71%; estimated density 1.65 g cm^{−3}; ¹H NMR (400 MHz, CDCl₃): δ = 6.46 (q, *J* = 7.07, 1H), 4.28 (t, *J* = 6.00, 2H), 4.18 (dd, *J* = 14.4 and 2.00, 1H), 4.00 (dd, *J* = 6.80 and 2.00, 1H), 3.75 (t, *J* = 5.80, 2H), 1.88 (m, 4H); ¹³C NMR (100 MHz, CDCl₃): δ = 151.6 (s), 148.4 (m), 146.0 (m), 141.9 (m), 139.4 (m), 138.0 (m), 86.3 (s), 74.8 (s), 67.1 (s), 63.4 (m), 26.6 (s), 25.2 (s); ¹⁹F NMR (376 MHz, CDCl₃): δ = −123.03 (d, *J* = 17.5 Hz, 2F), −155.87 (d, *J* = 17.5 Hz, 2F); IR (neat): 3741.2 (w), 2951.5 (w), 2361.4 (m), 1740.4 (m), 1618.9 (s), 1476.2 (s), 1382.7 (s), 1319.1 (s), 1272.8 (s), 1198.5 (s), 1095.4 (s), 971.9 (m), 806.1 (s), 604.6 (s) cm^{−1}; MS (*m/z*): calcd for C₁₂H₁₁F₄IO₂, 389.9734; found, 389.9735 M⁺.

2,3,5,6-Tetrafluoro-4-iodophenoxyethyl vinyl ether (C2I). Isolated yield: 81%; estimated density 1.78 g cm^{−3}; ¹H NMR (400 MHz, CDCl₃): δ = 6.49 (q, *J* = 7.10, 1H), 4.47 (t, *J* = 4.60, 2H), 4.22 (dd, *J* = 14.4 and 2.40, 1H), 4.07 (dd, *J* = 6.80 and 2.40, 1H), 4.02 (t, *J* = 4.60, 2H); ¹³C NMR (100 MHz, CDCl₃): δ = 151.1 (s), 148.1 (m), 145.7 (m), 141.6 (m), 139.1 (m), 137.7 (m), 86.9 (s), 72.9 (t), 66.5 (s), 63.7 (t); ¹⁹F NMR (376 MHz, CDCl₃): δ = −122.99 (dt, *J* = 25.9, 4.8 Hz, 2F), −155.59 (dt, *J* = 26.2, 5.0 Hz,



2F); IR (neat): 3741.23 (w), 2934.16 (w), 2361.41 (m), 1740.44 (m), 1621.84 (s), 1478.17 (s), 1404.89 (s), 1365.35 (s), 1321 (s), 1278.57 (s), 1196.61 (s), 1096.33 (s), 1041.37 (s), 968.09 (s), 803.206 (m), 732.817 (s), 698.105 (s), 601.682 (s), 501.401 (s), 464.761 (s) cm^{-1} ; MS (m/z): calcd for $\text{C}_{10}\text{H}_7\text{F}_4\text{IO}_2$, 361.9421; found, 361.9428 M^+ .

2-(2,3,5,6-Tetrafluoro-4-iodophenoxyethoxy)ethyl vinyl ether (O3I). Isolated yield: 74%; estimated density 1.67 g cm^{-3} ; ^1H NMR (400 MHz, CDCl_3): δ = 6.47 (q, J = 6.93, 1H), 4.40 (t, J = 4.60, 2H), 4.17 (dd, J = 10.8 and 2.80, 1H), 4.01 (dd, J = 6.40 and 1.60, 1H), 3.81 (m, 6H); ^{13}C NMR (100 MHz, CDCl_3): δ = 151.2 (s), 148.0 (s), 145.6 (s), 141.6 (s), 139.1 (s), 137.9 (s), 86.2 (m), 73.8 (m), 69.9 (m), 69.3 (m), 66.9 (s), 63.5 (m); ^{19}F NMR (376 MHz, CDCl_3): δ = -122.47 (dt, J = 25.7, 5.0 Hz, 2F), -155.10 (dt, J = 25.7, 5.1 Hz, 2F); IR (neat): 3741.23 (w), 2931.27 (w), 2879.2 (w), 2361.41 (m), 1740.44 (m), 1622.8 (s), 1478.17 (s), 1363.43 (s), 1319.07 (s), 1197.58 (s), 1092.48 (m), 1035.59 (s), 968.09 (s), 803.206 (s), 703.89 (s), 606.503 (s), 510.08 (s) cm^{-1} ; MS (m/z): calcd for $\text{C}_{12}\text{H}_{11}\text{F}_4\text{IO}_3$, 428.9581; found, 428.9584 [$\text{M} + \text{Na}$] $^+$.

Pentafluorophenoxybutyl vinyl ether (C4F). Isolated yield: 62%; estimated density 1.24 g cm^{-3} ; ^1H NMR (400 MHz, CDCl_3): δ = 6.47 (q, J = 7.07, 1H), 4.18 (m, 3H), 4.00 (dd, J = 6.80 and 2.00, 1H), 3.75 (t, J = 5.80, 2H), 1.88 (m, 4H); ^{13}C NMR (100 MHz, CDCl_3): δ = 151.6 (s), 143.1 (m), 140.6 (m), 138.9 (m), 136.8 (m), 135.9 (m), 133.8 (m), 85.8 (m), 75.3 (s), 67.1 (s), 26.6 (s), 25.2 (s); ^{19}F NMR (376 MHz, CDCl_3): δ = -157.94 to -157.85 (m, 2F), -164.50 to -164.36 (m, 2F), -164.73 to -164.60 (m, 1F); IR (neat): 3741.2 (w), 2954.4 (w), 2360.4 (m), 1741.4 (m), 1615.1 (m), 1510.0 (s), 1468.5 (s), 1384.6 (s), 1317.1 (s), 1199.5 (m), 1027.9 (m), 993.2 (m), 817.7 (s), 733.8 (s), 695.2 (s), 463.8 (s) cm^{-1} ; MS (m/z): calcd for $\text{C}_{12}\text{H}_{11}\text{F}_5\text{O}_2$, 282.0674; found, 282.0677 M^+ .

Pentafluorophenoxyethyl vinyl ether (C2F). Isolated yield: 49%, a colorless oil; estimated density 1.30 g cm^{-3} ; ^1H NMR (400 MHz, CDCl_3): δ = 6.48 (q, J = 6.93, 1H), 4.40 (t, J = 4.60, 2H), 4.22 (dd, J = 14.4 and 2.40, 1H), 4.07 (dd, J = 6.80 and 2.40, 1H), 4.01 (t, J = 4.40, 2H); ^{13}C NMR (100 MHz, CDCl_3): δ = 151.2 (s), 143.1 (m), 140.6 (m), 139.3 (m), 138.8 (m), 136.2 (m), 133.7 (m), 86.7 (s), 73.4 (s), 66.8 (s); ^{19}F NMR (376 MHz, CDCl_3): -157.53 to -157.44 (m, 2F), -164.10 to -163.97 (m, 1F), -164.35 to -164.21 (m, 2F); IR (neat): 3741.2 (w), 2940.9 (w), 2360.4 (m), 2141.6 (s), 1741.4 (s), 1625.7 (s), 1510.0 (s), 1464.7 (s), 1368.3 (s), 1318.1 (s), 1198.5 (s), 1163.8 (s), 1103.1 (s), 1043.3 (s), 989.3 (s), 824.4 (s), 694.2 (w), 501.4 (s) cm^{-1} ; MS (m/z): calcd for $\text{C}_{10}\text{H}_7\text{F}_5\text{O}_2$, 254.0361; found, 254.0365 M^+ .

2-(Pentafluorophenoxyethoxy)ethyl vinyl ether (O3F). Isolated yield: 40%; estimated density 1.32 g cm^{-3} ; ^1H NMR (400 MHz, CDCl_3): δ = 6.47 (q, J = 6.93, 1H), 4.33 (t, J = 4.60, 2H), 4.18 (dd, J = 14.4 and 2.40, 1H), 4.01 (dd, J = 6.80 and 2.40, 1H), 3.83 (m, 4H), 3.76 (m, 2H); ^{13}C NMR (100 MHz, CDCl_3): δ = 151.5 (s), 142.9 (m), 140.5 (m), 139.1 (m), 138.5 (m), 136.3 (m), 133.8 (m), 86.4 (s), 74.4 (s), 70.7 (m), 70.1 (m), 63.9 (s); ^{19}F NMR (376 MHz, CDCl_3): δ = -157.66 to -157.54 (m, 2F), -164.65 to -164.46 (m, 3F); IR (neat): 3741.2 (w), 2933.2 (w), 2880.2 (w), 2360.4 (m), 1741.4 (m), 1618.9 (s), 1510.9 (s), 1463.7 (s), 1364.4 (s), 1316.2 (s), 1199.5 (s), 1133.0 (s), 1090.5 (s), 1039.4 (s), 986.4 (s), 822.51 (s), 732.8 (s), 695.2 (s), 511.0 (m), 463.8 (s) cm^{-1} ; MS (m/z): calcd for $\text{C}_{12}\text{H}_{11}\text{F}_5\text{O}_3$, 321.0521; found, 321.0517 [$\text{M} + \text{Na}$] $^+$.

Polymer synthesis

Reagents for polymerization. Toluene (Wako Guaranteed Reagent, 99.5%) was distilled once over CaH_2 (Nacalai Tesque Extra Pure Reagent, chunks were powdered immediately before use) and then once more over sodium (Na, Sigma Aldrich, >99.8% in kerosene, large pieces, caution should be exercised to avoid Na contacting water, proper protective equipment should be worn). It was stored over activated 4 Å molecular sieves (Wako 4A 1/16 molecular sieves). Hexane (Wako Guaranteed Reagent, >96%) was distilled over CaH_2 before use. The initiator 1-(isobutoxy)ethyl acetate (IBEA) was synthesized, following a previously reported method,⁴⁵ through the addition of isobutyl vinyl ether (IBVE, TCI, >99.0%, bp 83 °C) to acetic acid (Wako Guaranteed Reagent, 99.7%) in a capped dry test tube under a nitrogen atmosphere at 60 °C for 4 hours. After synthesis IBEA was purified by low pressure distillation over CaH_2 two times. IBEA was dissolved to make 200 mM solutions purified hexane and stored in flame-sealed brown glass ampoules at 5 °C or lower (bp = 83 °C/20 mmHg, d = 0.911 g cm^{-3}). IBVE used for polymerization was purified by first washing with 10% NaOH aq. and then with water 3 times. It was dried over KOH overnight and distilled twice over CaH_2 , then stored in brown glass ampoules at 5 °C or lower. The added base 1,4-dioxane (DO, Wako Guaranteed Reagent, 99.5%, 5 ppm 2,6-di-*tert*-butyl-4-methylphenol stabilizer) was purified by first drying it over a mixture of 3 Å (Wako 3A 1/16 molecular sieves) and 4 Å molecular sieves overnight. Then it was distilled once over CaH_2 and then once more over sodium using benzophenone (Wako Special Grade, >98.0%) as an indicator of dryness. The 1,4-dioxane was sealed in brown glass ampoules and stored at 5 °C or lower (bp = 101.5 °C, d = 1.033 g cm^{-3}). The proton trap 2,6-di-*tert*-butylpyridine (DTBP, Sigma Aldrich, ≥97.0%) was purified by low pressure distillation over CaH_2 , sealed in brown glass ampoules and stored at 5 °C or lower. The following Lewis acids were used in this study: ethyl aluminum sesquichloride ($\text{Et}_{1.5}\text{AlCl}_{1.5}$, EASC, Nippon Aluminum Alkyls, Ltd 1.0 M in toluene solution), ethyl aluminum dichloride (EtAlCl_2 , EADC, TCI, 1.0 M solution in hexane), and tin(IV) chloride (SnCl_4 , Sigma Aldrich, 1.0 M solution in pentane). These were used as received, flame-sealed in brown glass ampoules and stored at 5 °C or lower. For tin(IV) bromide (SnBr_4 , Sigma Aldrich, 99%), a 1.0 M solution in toluene was prepared in a completely dry environment; the resulting solution was flame sealed in brown glass ampoules and stored at 5 °C or lower. When handling all Lewis acids, proper protective equipment and good ventilation are required as these are corrosive. Care should be taken to minimize exposure to air.

Polymerization method. All procedures were carried out under sufficient ventilation. A typical polymerization proceeded in the following manner. Dry glass test tubes fitted with three-way stopcocks were heated to more than 450 °C for over 10 minutes under vacuum to remove any extraneous water and allowed to cool to room temperature under vacuum, then filled with nitrogen. The polymerization solvent (toluene), initiator (IBEA), added base (1,4-dioxane), monomer (C4I, C2I, O3I, C4F, C2F or O3F) and proton trap (DTBP) when used were added



under nitrogen flow using dry glass medical syringes. Once mixed by shaking, the solution was cooled to 0 °C and then a cooled solution containing the Lewis acid catalyst ($\text{Et}_{1.5}\text{AlCl}_{1.5}$ or EtAlCl_2) was added to start the polymerization. In cases where an accelerator Lewis acid (SnCl_4 or SnBr_4) was used, the accelerator was added immediately after the addition of the Lewis acid catalyst. Polymerizations were terminated with 0.1 wt% ammonia solution in methanol.

Polymer purification. After the polymerization, toluene was added and the solutions were washed with purified water several times. Solvent was removed using a rotary evaporator and dried for over 6 hours under reduced pressure at room temperature. Since monomer remains after vacuum drying in most cases, polymer reaction completeness was estimated using ^1H NMR spectroscopy. Further analysis of molecular weight and mass distribution was performed using SEC and MALDI-TOF MS.

Analysis

Size exclusion chromatography (SEC). Molecular weight distribution (MWD) curves, number-average molecular weight (M_n) and the molecular weight distribution (M_w/M_n) of the polymer samples were determined using size exclusion chromatography (SEC, Shodex GPC-104) in tetrahydrofuran (Wako Guaranteed Reagent, 99.5%, 0.03% 2,6-di-*t*-butyl-4-methylphenol stabilizer) as the eluent at 40 °C. Samples were pumped *via* a DU-H2000 pump through three linear-type polystyrene gel columns (Shodex LF-404; exclusion limit = 2×10^6 g mol^{-1} ; particle size = 6 μm ; pore size, 3000 Å; 0.46 cm i.d. \times 25 cm; flow rate 0.3 mL min^{-1}) connected to a RI-74 refractive index detector and a UV-41 ultraviolet detector set at 250 nm (all from Shodex). The columns were calibrated against 12 standard polystyrene samples (TOSOH, PS-oligomer kit, M_w = 500–1 110 000; M_w/M_n = 1.01–1.16) used to estimate the molecular weights and molecular weight distribution. Samples were prepared by dissolving them in THF at approximately 10 mg mL^{-1} .

Mass spectrometry (MS). Mass spectra were obtained for monomer samples using either Electron Ionization Mass Spectrometry (EI-MS) (JMS-SX102A, JEOL) or ElectroSpray Ionization (ESI) (MS: Exactive Plus; HPLC: UltiMate 3000; Thermo Fisher Scientific). For the EI-MS, mass values were calculated using Compass Isotope Pattern software. Monomer samples were dissolved to near 1 mg mL^{-1} in toluene. Mass spectra for polymer samples were obtained using matrix-assisted laser desorption/ionization-time-of-flight mass spectrometry (MALDI-TOF MS). MALDI-TOF MS was measured using an ultrafleXtreme (MALDI-TOF/TOF-MS, Bruker Daltonics) with the linear analysis mode. *trans*-2-[3-(4-*tert*-Butylphenyl)-2-methyl-2-propenylidene]malononitrile (DCTB, 10 mg mL^{-1} in CHCl_3) was used as the matrix with TFA-Ag (10 mg mL^{-1} in CHCl_3) as the cationizing agent. Polymer samples were dissolved to 10 mg mL^{-1} in THF and then combined with the sample, matrix and cationizing agent to make a 1 : 20 : 1 ratio (sample : matrix : cationizing agent) mixture.

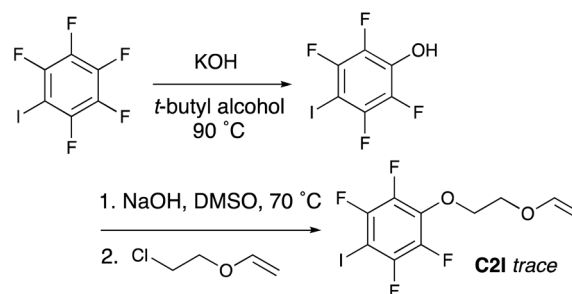
Nuclear magnetic resonance (NMR) spectroscopy. Analysis using NMR spectroscopy was performed using a JEOL JNM-AL400 spectrometer. Samples for ^1H NMR and ^{13}C NMR were dissolved in deuterated chloroform (Wako, 99.7% containing 0.05 vol% TMS) and measured at room temperature. Samples for ^{19}F NMR measurements were dissolved in deuterated chloroform or toluene (distilled) and measured at room temperature. Trifluoroacetic acid or hexafluorobenzene were used as internal standards for ^{19}F NMR measurements. Triethylamine (Wako, 99.0%), 1,4-dioxane and tetrahydropyran (TCI, >98.0%) were tested as halogen bond acceptors. Halogen bonding titrations were performed using triethylamine as the acceptor. Concentration of the acceptor was increased incrementally against 100 mM solutions of the synthesized monomers or polymer species (where molarity was calculated to represent the concentration of halogen bonding units).

Results and discussion

Monomer synthesis

Multiple strategies were considered for synthesizing vinyl ether monomers containing halogen bonding moieties. While a variety of halogen bonding groups have been reported, halo-perfluorobenzenes were deemed suitable for cationic polymerization since these are the least likely to interfere with the cationic polymerization process. Therefore, methods to synthesize vinyl ethers containing halo-perfluorobenzenes were considered.

A common method for synthesizing functional vinyl ether monomers employs an $\text{S}_{\text{N}}2$ reaction between a deprotonated alcohol and chloroethyl vinyl ether (CEVE).⁴⁶ Therefore, as a first approach, synthesis of 2,3,5,6-tetrafluoro-4-iodophenol according to a previously reported method,⁴⁷ followed by addition of the vinyl ether moiety using CEVE *via* an $\text{S}_{\text{N}}2$ reaction was attempted (Scheme 1).[‡] After synthesizing and purifying 2,3,5,6-tetrafluoro-4-iodophenol *via* column chromatography, the next



Scheme 1 Initial synthesis strategy for C2I that resulted in numerous byproducts and only trace product, making this route unfavorable.

[‡] This was reacted by deprotonating with NaOH by heating for 2 hours at 70 °C, then slowly adding 2-chloroethyl vinyl ether (CEVE, TCI, >97.0%) dropwise for 25 minutes at room temperature, followed by heating at 70 °C for an additional 20 hours.



synthesis step is to deprotonate the phenol; this is expected to proceed readily due to the strong electron withdrawing nature of the ring. However, the same electron withdrawing effect also results in a very weak nucleophile and it is believed that this is the primary reason that the S_N2 reaction did not proceed as anticipated. Instead, the long reaction time (20 h) and relatively high temperatures appear to have allowed a variety of side reactions to occur. Despite attempts to purify the product by column chromatography this method produced so many byproducts, confirmed by TLC, as to make isolation or even an estimation of the crude yield impossible. Considering the low yield, numerous byproducts and intense labor demanded, the synthesis of the desired monomer using this approach, this route was deemed unfeasible and a route from the opposite direction was considered.

The inverse route employs an S_NAr reaction. First a vinyl ether with a terminal hydroxyl group is deprotonated and then this is added to pentafluoriodobenzene through a nucleophilic aromatic substitution reaction. Initial investigations employed cesium carbonate (Cs_2CO_3 , Wako 1st Grade) as a base and used room temperature conditions. While the desired product was successfully obtained in one step, the yield of the target product was lower than desired (31%), and the presence of byproducts were confirmed by TLC. To suppress the side reactions, lower reaction temperature ($-10\text{ }^\circ\text{C}$) synthesis conditions were explored. Moreover, the base was changed to sodium hydride (NaH) to improve the efficiency of the removal of the hydrogen on the hydroxyl group in the first step.

Thus, in the final synthesis method (Scheme 2) used to synthesize **C2I**, NaH was added to ethylene glycol monovinyl ether (EGVE) to deprotonate the terminal alcohol. Pentafluoriodobenzene was then slowly added at low temperature ($-10\text{ }^\circ\text{C}$), after which the temperature was allowed to gradually rise to approximately $20\text{ }^\circ\text{C}$. The reaction was stirred overnight and the products were diluted with diethyl ether at the end of the reaction and washed with water and base (10% $NaOH_{(aq)}$) to remove any salts or unreacted alcohols. After drying, the resulting residue was purified *via* column chromatography. This resulted in an 81% yield for **C2I**.

Considering the significantly higher yield and reduction in impurities, this general synthesis method was used to synthesize the other halogen bonding monomers. For synthesis of **C4I** and **O3I** tetramethylene glycol monovinyl ether (TGVE) and diethylene glycol monovinyl ether (DGVE) were used respectively (see ESI†). The yields were comparable to **C2I** (Table 1).

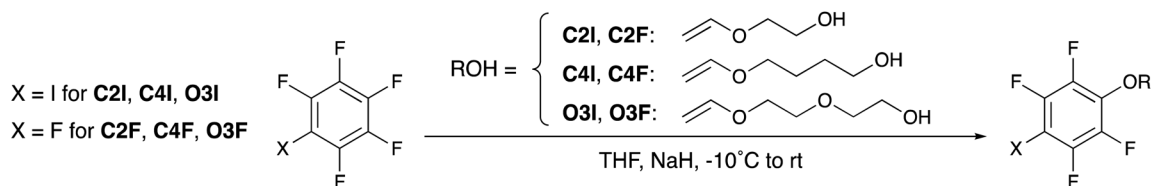
Table 1 Reaction conditions and % isolated yield for synthesis of monomers **C2I**, **C4I**, **O3I**, **C2F**, **C4F**, and **O3F**

Monomer	Reaction concentration (mM)	Reaction time (h)	Yield %
C2I	75	20	81
C4I	75	20	71
O3I	250	20	74
C2F	40	2	49
C4F	250	23	62
O3F	40	2	40

Since the planned future work with these halogen bonding monomers (**C2I**, **C4I** and **O3I**) entails polymerization and investigation of the formation of various supramolecular structures based upon their ability to halogen bond, a way to accurately assess the extent to which halogen bonding is responsible for interactions between polymers of **C2I**, **C4I** and **O3I** and various donors is necessary. Therefore, to compare the behavior of polymers of **C2I**, **C4I** and **O3I**, monomers that are similar in structure but lack the iodine which allows for halogen bonding are ideal. Consequently, monomers **C2F**, **C4F** and **O3F** were synthesized in order to provide a control case to confirm the presence of halogen bonding. Monomers **C2F**, **C4F** and **O3F** correlate with monomers **C2I**, **C4I** and **O3I** respectively, but with a fluorine group replacing the iodine. Synthesis of monomer **C2F** had already been reported using comparable conditions,⁴⁸ but monomers **C2F**, **C4F** and **O3F** for this study were synthesized following the general method used for monomers **C2I**, **C4I** and **O3I**. Compared to their iodine-containing counterparts, the completely fluorinated monomers exhibited a somewhat lower yield.

Polymer synthesis

As the roots of living cationic polymerization start in the use of a hydroiodic acid initiating system with elemental iodine as the stabilizer for the cationic end,^{49,50} and more recent uses of iodine containing catalysts for achieving living cationic polymerization have also been reported,^{51–54} the idea of including a monomer that contains highly polarized iodine is potentially complicating. If the iodine on the monomer acts as an added base or adds to the propagating cation chain end in an unwanted fashion this could preclude the use of this functional group, iodo-perfluorobenzenes, in cationic polymerization. Before attempting to synthesize the halogen bonding vinyl ethers, the effect of the presence of the iodo-perfluorobenzenes



Scheme 2 Final synthetic strategy for monomers **C2I**, **C4I**, **O3I**, **C2F**, **C4F**, and **O3F**. Alcohols were deprotonated by NaH first, followed by addition of the perfluorinated arene.



in a cationic polymerization system first needed to be considered. To investigate the influence of iodine-containing perfluorobenzenes, the polymerization of isobutyl vinyl ether (IBVE), a common and reliable monomer in cationic polymerization, was conducted in the presence of pentafluoriodobenzene. The polymerization of IBVE proceeded with a comparable speed and produced controlled product consistent in reaction conditions without the addition of pentafluoriodobenzene, suggesting that the mere presence of iodine in a benzene ring, or a strongly electron withdrawing group within the system would not hinder the progress of cationic polymerization. Based on this study alone, however, the potential for the iodine on the iodoperfluorobenzene to interact with the propagating end cannot be eliminated. It is at least clear that cationic polymerization of monomers containing this functional group is not deterred by the presence of this group in the reaction mixture.

Initial studies on polymerization of the novel vinyl ether monomers containing iodoperfluorobenzene began with **C2I**. Using $\text{Et}_{1.5}\text{AlCl}_{1.5}$ as the Lewis acid, 1-(isobutoxy)ethyl acetate

conditions which would allow for a more controlled polymerization.[§]

Since even small amounts of adventitious protons in cationic polymerization can impede the living nature of this system, it was determined that a proton trap, 2,6-di-*tert*-butylpyridine (DTBP) could prove beneficial.⁵⁵ The addition of DTBP had a remarkable effect on the polymerization of **C2I** (Fig. 1b) and the resulting polymers became much more controlled as evidenced by the narrow molecular weight distribution as the polymer near completion (1.05). There was also a reduction in side reactions compared to the polymerizations where DTBP is absent. In particular, peaks hinting at the formation of oligomers in the low molecular weight region were not observed, indicating the effectiveness in DTBP in suppressing unwanted side reactions.

Due to the presence of electron withdrawing fluorine groups in all of the monomers in this study, there is an inherently strong electron withdrawing nature present that deactivates the propagating cation, resulting in noticeably slower reaction speeds. For example, the non-fluorinated analog of monomer **C2I**, phenoxy ethyl vinyl ether (PhOVE) when polymerized in toluene at 0 °C using $\text{Et}_{1.5}\text{AlCl}_{1.5}$ as the Lewis acid and dioxane as the added base generally nears completion around 4 hours,⁵⁶ while in the polymerization reaction of **C2I** using the same conditions fails to reach completion even at 72 hours. To increase the polymerization rate, therefore, the addition of an accelerator, SnCl_4 , was considered. Previous studies reported the use of EtAlCl_2 and SnCl_4 as a mixed catalyst system to successfully accelerate the polymerization rate for the living cationic polymerization of IBVE.^{57,58} Through the addition of SnCl_4 as an accelerator to the system, and keeping all other factors consistent, the time required for the polymerization of **C2I** was significantly reduced (Fig. 2). The polymerization reaction which was estimated to take more than 3 days to complete using the initial conditions, could instead reach completion closer to 20 minutes.

Since it was determined that polymerization was possible for **C2I**, and that polymers incorporating DTBP and SnCl_4 usually resulted in polymers with sufficiently narrow molecular weight distributions, cationic polymerization of monomers **C4I**, **O3I**, **C2F**, **C4F**, and **O3F** were conducted using conditions found to be amenable for **C2I** ($\text{Et}_{1.5}\text{AlCl}_{1.5}$ as the Lewis acid, DTBP as a proton trap and SnCl_4 as an accelerator). The difference in chain length was found to have rather significant influence over the polymerization rate for monomers **C2I**, **C4I**, and **O3I**, with the polymerization rate varying in the order of **O3I** > **C4I** > **C2I**,

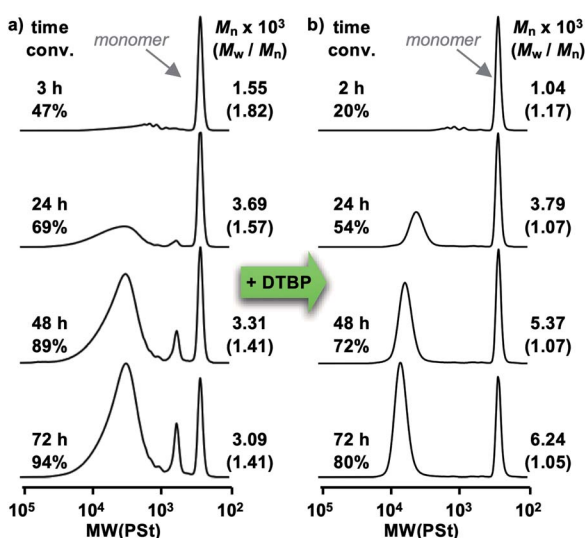


Fig. 1 (a) SEC charts of the initial polymerization of **C2I** using the following conditions: $[\text{C2I}]_0 = 160 \text{ mM}$, $[\text{IBEA}]_0 = 4 \text{ mM}$, $[\text{Et}_{1.5}\text{AlCl}_{1.5}]_0 = 20 \text{ mM}$, $[\text{DO}]_0 = 1.2 \text{ M}$, 0 °C in toluene. (b) SEC charts of the precision polymerization of **C2I** using 2,6-di-*tert*-butylpyridine (DTBP) using the following conditions: $[\text{C2I}]_0 = 160 \text{ mM}$, $[\text{IBEA}]_0 = 4 \text{ mM}$, $[\text{Et}_{1.5}\text{AlCl}_{1.5}]_0 = 20 \text{ mM}$, $[\text{DO}]_0 = 1.2 \text{ M}$, $[\text{DTBP}]_0 = 4 \text{ mM}$, 0 °C in toluene.

(IBEA) as the preformed initiating species, and 1,4-dioxane as the added base, the polymerization proceeded in a toluene solution at 0 °C. However, as is readily apparent from the SEC charts (Fig. 1a), while the polymerization did indeed proceed, it exhibited a lack of control and produced polymers with relatively broad polymer weight distributions from 1.4–1.8. Furthermore, the SEC chart shows the clear formation of oligomer species and remaining monomer despite relatively long reaction times. While these conditions prove that polymerization is possible, the investigation continued to determine

§ The molecular weight estimates from SEC are often smaller than anticipated based on the theoretical mass from the conversion calculated (see ESI Fig. S28†). It was also smaller than the weights estimated when the samples were investigated using MALDI-TOF MS. The underestimation of the molecular weight when using SEC is due to the large deviation in the structure of these heavily halogenated monomers as compared to the polystyrene standard used in the SEC. The presence of halogens on the benzene instead of hydrogen atoms ring greatly increase the density and therefore there is an underestimation of the molecular weight for all samples in this study using this method. To be consistent, however, molecular weights as determined by SEC will be presented in this paper.



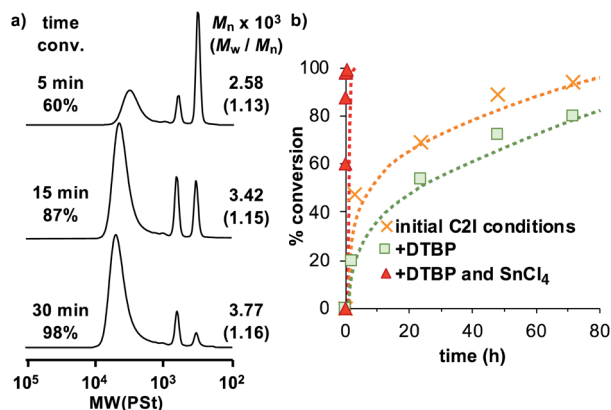


Fig. 2 (a) SEC charts of the accelerated polymerization of C2I using the following conditions: $[\text{C2I}]_0 = 160$ mM, $[\text{IBEA}]_0 = 4$ mM, $[\text{Et}_{1.5}\text{-AlCl}_{1.5}]_0 = 20$ mM, $[\text{DO}]_0 = 1.2$ M, $[\text{DTBP}]_0 = 4$ mM, $[\text{SnCl}_4]_0 = 10$ mM, 0°C in toluene. SnCl_4 functioned as the accelerator. (b) A comparison of the conversion vs. the reaction time. While DTBP does slow down the reaction rate somewhat, the accelerator increases the rate quite significantly.

where O3I is the fastest. Indeed, using these conditions, O3I reached completion in less than 1 minute while C4I took approximately 5 minutes to near completion. These are notably faster than C2I at approximately 20 minutes (Fig. 3).

The synthesis of the fluorine-only monomer analogues (C2F, C4F and O3F) was also performed using the same reaction conditions to both verify the effect of the spacer between the electron withdrawing group as well as test for any potential influence from the inclusion of the iodine moiety. The reaction rate for these fluorine-only monomer analogues were very similar to their iodinated counterparts, C2I, C4I and O3I (Fig. 4). For O3F the reaction also reaches completion the fastest, with at least 94% completion in 1 minute. The second fastest is still the second longest chain, C4F, reaching completion within 10 minutes. And the slowest reaction rate is still the shortest chain monomer of C2F. While quite similar in reaction rate, it is at least noteworthy that all of the fluorine-only monomers have slightly slower reaction rates than their iodine counterparts. This is thought to be due to the more

significant electron withdrawing effects of fluorine as compared to iodine.

Nevertheless, the reaction rate results for both the iodine-monomer series (C2I, C4I and O3I) and the fluorine-only monomer series (C2F, C4F and O3F) seem to indicate that the main contributing factor to the difference in reaction rate is the distance of the propagating vinyl ether end from the electron withdrawing perfluorobenzene group. During propagation for cationic polymerization, having an electron withdrawing group near the cationic species at the growth terminal destabilizes this intermediate and biases the reaction to the dormant species, reducing the polymerization rate. Considering the inductive effect, the closer the electron withdrawing group is to the oxygen which assists in stabilizing the cationic species during the propagation reaction the more significant the effect. The monomers C2I and C2F, have the shortest spacer and longest reaction times. With progressively longer chain length in C4I and C4F a faster reaction rate is observed. With the longest chain length O3I and O3F show the fastest reaction rate. The electron withdrawing effects can be observed in part in the peak shifts in the ^1H NMR of the hydrogens on the non-vinyl carbons in the α position to the oxygen of the vinyl ether. The peak shift is around 4.02 ppm in C2I and 4.01 ppm in C2F, while the same carbon in C4I and C4F show ^1H NMR peak shifts at 3.75 ppm for both monomers. O3I and O3F have peak shifts at 3.81 ppm and 3.83 ppm respectively, however, in the case of O3I and O3F, an extra oxygen atom is present increasing the electron rich nature of monomer and therefore adding a factor beyond mere chain length.

Monomer C4I was used for a further investigation into optimal polymerization conditions. The polymerization results are shown in Fig. 5. While $\text{Et}_{1.5}\text{AlCl}_{1.5}$ was initially used as the Lewis acid it is entirely possible that this is not the ideal Lewis acid. Therefore, a similar but distinct Lewis acid, EtAlCl_2 was also investigated. Additionally, while SnCl_4 was initially used as an accelerator, the softer SnBr_4 was also investigated.

In the case of samples where EtAlCl_2 was used as the Lewis acid, there is a broadening in the SEC spectra as well as the appearance of many peaks indicating the presence of oligomers and potentially other side products. Even though analysis by NMR indicates complete conversion (particularly EtAlCl_2 with

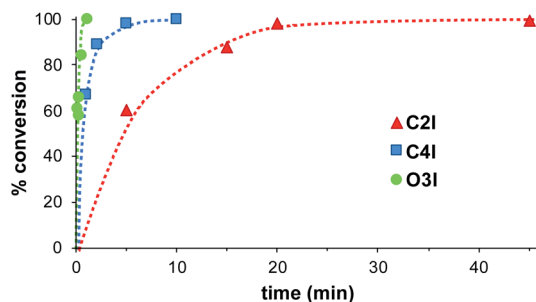


Fig. 3 A comparison the rate of polymerization of monomers C2I, C4I and O3I using the following conditions: $[\text{monomer}]_0 = 160$ mM, $[\text{IBEA}]_0 = 4$ mM, $[\text{DO}]_0 = 1.2$ M, $[\text{Et}_{1.5}\text{AlCl}_{1.5}]_0 = 10$ mM, $[\text{DTBP}]_0 = 4$ mM, $[\text{SnCl}_4]_0 = 4$ mM, 0°C in toluene.

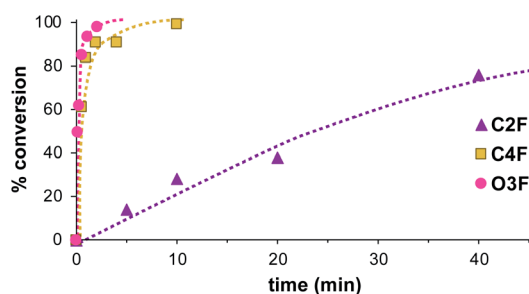


Fig. 4 A comparison the rate of polymerization of monomers C2F, C4F and O3F using the following conditions: $[\text{monomer}]_0 = 160$ mM, $[\text{IBEA}]_0 = 4$ mM, $[\text{DO}]_0 = 1.2$ M, $[\text{Et}_{1.5}\text{AlCl}_{1.5}]_0 = 10$ mM, $[\text{DTBP}]_0 = 4$ mM, $[\text{SnCl}_4]_0 = 4$ mM, 0°C in toluene.

SnBr₄), the SEC spectra clearly shows that this is not entirely due to formation of a polymer. The SEC charts suggest the formation of dimers and oligomers. Notably, this increases with time suggesting degradation of the polymer to some extent when too much time elapses after completion of the polymerization. A fact that is also corroborated by the decrease in molecular weight at the longest time point. In contrast, the use of Et_{1.5}-AlCl_{1.5} as the Lewis acid appears to produce more well-controlled polymers in the case of both SnCl₄ and SnBr₄. There is less evidence of byproducts and a reduction in the PDI over time. When using Et_{1.5}-AlCl_{1.5} as the Lewis acid, SnCl₄ appears to be a more favorable choice as an accelerator when compared to SnBr₄. A comparison of the conversion of the polymers synthesized with either SnCl₄ or SnBr₄ also suggests that SnBr₄ accelerates the reaction far more significantly (reaction times were kept consistent). The samples polymerized using SnBr₄ finished faster, but generally resulted in broader molecular weight distributions. While the spectra of polymer samples synthesized using Et_{1.5}-AlCl_{1.5} as the Lewis acid do not show as pure a sample as would be desired, the overall decrease in side reactions still makes this the more attractive condition to use.

Analysis of halogen bonding

The halogen bonding capability of both the monomers and the resulting polymers were investigated using primarily ¹⁹F NMR analysis. ¹⁹F NMR is very sensitive to changes in the electronic environment and can therefore be used to correlate the degree of interaction between molecular species, in other words, the

degree of halogen bonding present in the system.¹¹ Though a variety of halogen bonding acceptors have been reported in the past, most strong examples contain an exposed oxygen (ethers, alcohols, *etc.*), nitrogen atom (pyridine, amine, *etc.*) or sulfur, all of which can function as Lewis bases.^{15,16}

As an initial study, the halogen bonding ability of iodo-perfluorobenzenes and C4I were tested with both nitrogen and oxygen containing acceptors. Potential halogen bond acceptors included: triethylamine, 1,4-dioxane and tetrahydropyran. In all cases there was a clear peak shift (see ESI†), but since nitrogen-containing acceptors appeared to demonstrate more significant halogen bonding ability with the donors tested, triethylamine was the primary acceptor employed for investigating the halogen bonding of the monomers and polymers for this study.

The halogen bonding ability of monomers C2I, C4I, O3I and C2F were examined. As is shown in Fig. 6, monomer C4I shows more halogen bonding ability than either C2I or O3I. An apparent association constant ($K_{a,app}$) can be calculated for the halogen bonding by assuming a 1 : 1 binding and fitting a linear curve to the samples.^{38,41} While these are not the true binding constants, they do assist in quantifying the difference in the halogen bonding ability. Based on this a $K_{a,app}$ of 0.2₈ M⁻¹ can be estimated for C2I, 0.4₉ M⁻¹ for C4I, and 0.2₅ M⁻¹ for O3I. Even though the iodo-perfluorobenzene group is identical for these monomers, the slight changes in the distance between the vinyl ether and halo-perfluorobenzene as well as the number of oxygens present clearly has an impact. Indeed, it cannot be overlooked that the vinyl ether monomers

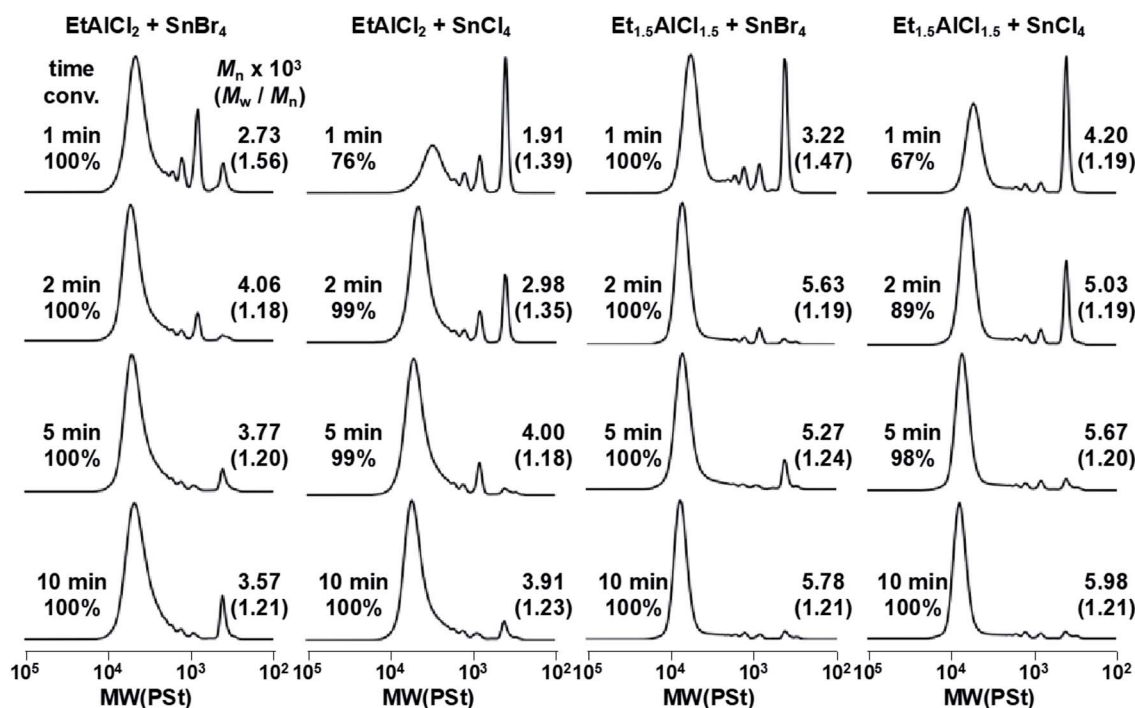


Fig. 5 SEC spectra of the polymerization of C4I investigating the two different Lewis acids (EtAlCl₂ and Et_{1.5}AlCl_{1.5}) and accelerators (SnCl₄ and SnBr₄) to investigate optimal polymer synthesis conditions. Oligomer peaks fall in the range of approximately 400, 800, 1200 and 1600 g mol⁻¹; [C4I]₀ = 160 mM, [IBEA]₀ = 4 mM, [DO]₀ = 1.2 M, [Et_{1.5}AlCl_{1.5} or EtAlCl₂]₀ = 10 mM, [DTBP]₀ = 4 mM, [SnCl₄ or SnBr₄]₀ = 4 mM, 0 °C in toluene.



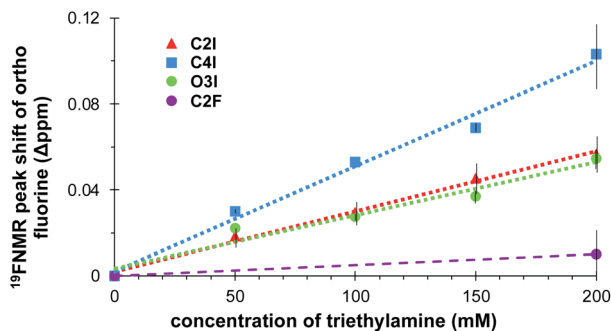


Fig. 6 Comparison of the halogen bonding abilities of monomers C2I, C4I, O3I and C2F as measured using ^{19}F NMR peak shifts. Monomers were dissolved in toluene at 100 mM. Triethylamine was used at the acceptor.

contain a readily available oxygen for halogen bonding. While nitrogen containing halogen bond acceptors appear to be more effective as a halogen bonding acceptor for these monomers (see ESI†), halogen bonding does still exist to some extent.

Notably, the fluorine-only monomer, C2F, shows no significant peak shift, clearly showing that the peak shifts are due to the presence of the iodine, the halogen bonding group in these samples. Monomers C2F, C4F and O3F are approximately the same size as C2I, C4I and O3I, with a similar strong electron withdrawing capability, and in the polymer form similar chain entanglement effects. In this way any changes in the materials due to the halogen bonding influence become clear. As the monomer C2F containing only fluorine showed almost no shift in the ^{19}F NMR spectra even with the addition of significant amounts of acceptor molecules, this strongly suggests a lack of halogen bonding. In contrast to this, compounds containing the iodine all showed some degree of peak shift with a linear relationship to the amount of acceptor added.

The halogen ability of the polymerized halogen bonding vinyl ethers (approximately 40 monomer units) was also measured using triethylamine as the acceptor. As can be seen in Fig. 7, the polymer samples appears to exhibit less halogen bonding ability than the monomer form using the same condition. An estimation of the $K_{a,app}$ shows values of 0.3_8 M^{-1} , 0.3_2 M^{-1} and 0.4_0 M^{-1} for polymers of C2I, C4I and O3I respectively. These binding constants are not significantly different from the value for the monomer forms. This is a somewhat unexpected result based on previous literature,^{38,39,41} but considering the expected 1 : 1 binding for this system and the close proximity of the halogen bonding units to one another in the polymer samples, it is possible that binding is discouraged compared to the monomer form.

Conclusions

In conclusion, novel vinyl ether monomers capable of halogen bonding suitable for living cationic polymerization were successfully synthesized and polymerized. These monomers make it possible to easily introduce halogen bonding into a wide variety of precisely controlled polymer structures

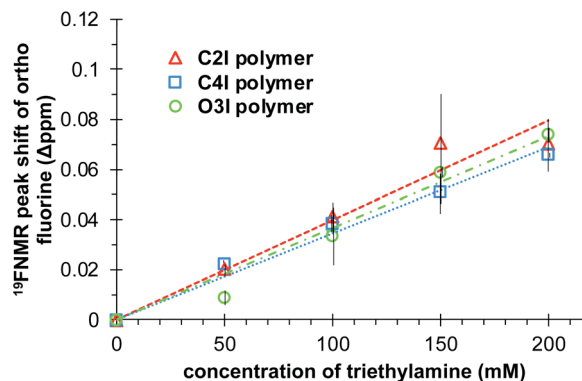


Fig. 7 A comparison of the halogen bonding ability of polymers (DP \approx 40) of C2I, C4I, and O3I as estimated using peaks shifts in ^{19}F NMR. All polymer samples were dissolved in toluene at 100 mM. Triethylamine was used as the acceptor.

synthesized using cationic polymerization. Monomer synthesis employing vinyl ethers that had been deprotonated with NaH that could affect a $\text{S}_{\text{N}}\text{Ar}$ reaction was found to be the most effective means for synthesizing the monomers. The polymerization of the monomers revealed that use of a proton trap, DTBP, and an accelerator, SnCl_4 , was an effective way to produce controlled polymers quickly. The chain length influences the reaction rate, with the longest chain exhibiting the fastest reaction. All of the monomers containing the halogen bonding moiety exhibited halogen bonding as evidence by peaks shifts in the ^{19}F NMR spectra.

Conflicts of interest

There are no conflicts to declare.

Acknowledgements

The authors gratefully acknowledge funding from the Society of Iodine Science as well as the Grants-in-Aid for Early-Career Scientists (19K15635) from the Ministry of Education, Culture, Sports, Science and Technology in Japan for their generous support of this research. The authors also thank Dr Duncan Brown for insightful advice and discussion.

Notes and references

- 1 M. Kamigaito and M. Sawamoto, *Macromolecules*, 2020, **53**, 6749–6753.
- 2 R. B. Grubbs and R. H. Grubbs, *Macromolecules*, 2017, **50**, 6979–6997.
- 3 S. Sugihara, A. Yoshida, T. Kono, T. Takayama and Y. Maeda, *J. Am. Chem. Soc.*, 2019, **141**, 13954–13961.
- 4 V. Elakkat, C. C. Chang, J. Y. Chen, Y. C. Fang, C. R. Shen, L. K. Liu and N. Lu, *Chem. Commun.*, 2019, **55**, 14259–14262.
- 5 P. Metrangolo, J. S. Murray, T. Pilati, P. Politzer, G. Resnati and G. Terraneo, *Cryst. Growth Des.*, 2011, **11**, 4238–4246.

- 6 G. Cavallo, P. Metrangolo, R. Milani, T. Pilati, A. Priimagi, G. Resnati and G. Terraneo, *Chem. Rev.*, 2016, **116**, 2478–2601.
- 7 R. Tepper and U. S. Schubert, *Angew. Chem., Int. Ed.*, 2018, **57**, 6004–6016.
- 8 G. Berger, J. Soubhye and F. Meyer, *Polym. Chem.*, 2015, **6**, 3559–3580.
- 9 F. Meyer and P. Dubois, *CrystEngComm*, 2013, **15**, 3058–3071.
- 10 T. M. Beale, M. G. Chudzinski, M. G. Sarwar and M. S. Taylor, *Chem. Soc. Rev.*, 2013, **42**, 1667–1680.
- 11 M. Erdélyi, *Chem. Soc. Rev.*, 2012, **41**, 3547–3557.
- 12 M. Fourmigue, *Curr. Opin. Solid State Mater. Sci.*, 2009, **13**, 36–45.
- 13 P. Politzer, P. Lane, M. C. Concha, Y. G. Ma and J. S. Murray, *J. Mol. Model.*, 2007, **13**, 305–311.
- 14 P. Metrangolo, H. Neukirch, T. Pilati and G. Resnati, *Acc. Chem. Res.*, 2005, **38**, 386–395.
- 15 Y. Le Gal, A. Colas, F. Barrière, V. Dorcet, T. Roisnel and D. Lorcy, *CrystEngComm*, 2019, **21**, 1934–1939.
- 16 D. Cinčić, T. Frišić and W. Jones, *CrystEngComm*, 2011, **13**, 3224–3231.
- 17 A. M. Siegfried, H. D. Arman, K. Kobra, K. H. Liu, A. J. Peloquin, C. D. McMillen, T. Hanks and W. T. Pennington, *Cryst. Growth Des.*, 2020, **20**, 7460–7469.
- 18 E. A. Katlenok, A. V. Rozhkov, O. V. Levin, M. Haukka, M. L. Kuznetsov and V. Y. Kukushkin, *Cryst. Growth Des.*, 2021, **21**, 1159–1177.
- 19 C. F. Li, Y. Y. Chai, X. L. Zhou, Z. Shen, B. B. Ma, B. J. Chen, R. D. Huang, H. Chen, W. M. Li and Y. He, *CrystEngComm*, 2018, **20**, 3006–3010.
- 20 C. B. Aakeröy, T. K. Wijethunga, M. A. Haj, J. Desper and C. Moore, *CrystEngComm*, 2014, **16**, 7218–7225.
- 21 A. M. Abeysekera, V. W. Day, A. S. Sinha and C. B. Aakeroy, *Cryst. Growth Des.*, 2020, **20**, 7399–7410.
- 22 A. Brown and P. D. Beer, *Chem. Commun.*, 2016, **52**, 8645–8658.
- 23 R. Tepper, S. Bode, R. Geitner, M. Jäger, H. Görls, J. Vitz, B. Dietzek, M. Schmitt, J. Popp, M. D. Hager and U. S. Schubert, *Angew. Chem., Int. Ed.*, 2017, **56**, 4047–4051.
- 24 F. Zapata, L. Gonzalez, A. Bastida, D. Bautista and A. Caballero, *Chem. Commun.*, 2020, **56**, 7084–7087.
- 25 K. B. Landenberger, O. Bolton and A. J. Matzger, *J. Am. Chem. Soc.*, 2015, **137**, 5074–5079.
- 26 M. Saccone, M. Spengler, M. Pfletscher, K. Kuntze, M. Virkki, C. Wölper, R. Gehrke, G. Jansen, P. Metrangolo, A. Priimagi and M. Giese, *Chem. Mater.*, 2019, **31**, 462–470.
- 27 A. S. Novikov, D. M. Ivanov, Z. M. Bikbaeva, N. A. Bokach and V. Y. Kukushkin, *Cryst. Growth Des.*, 2018, **18**, 7641–7654.
- 28 L. C. Gilday, S. W. Robinson, T. A. Barendt, M. J. Langton, B. R. Mullaney and P. D. Beer, *Chem. Rev.*, 2015, **115**, 7118–7195.
- 29 C. B. Aakeröy, M. Baldrighi, J. Desper, P. Metrangolo and G. Resnati, *Chem.–Eur. J.*, 2013, **19**, 16240–16247.
- 30 A. Priimagi, G. Cavallo, P. Metrangolo and G. Resnati, *Acc. Chem. Res.*, 2013, **46**, 2686–2695.
- 31 Y. J. Zhao, Y. Cotellet, N. Sakai and S. Matile, *J. Am. Chem. Soc.*, 2016, **138**, 4270–4277.
- 32 L. Meazza, J. A. Foster, K. Fucke, P. Metrangolo, G. Resnati and J. W. Steed, *Nat. Chem.*, 2013, **5**, 42–47.
- 33 V. Stilinović, G. Horvat, T. Hrenar, V. Nemec and D. Cinčić, *Chem.–Eur. J.*, 2017, **23**, 5244–5257.
- 34 A. Priimagi, G. Cavallo, A. Forni, M. Gorynsztejn-Leben, M. Kaivola, P. Metrangolo, R. Milani, A. Shishido, T. Pilati, G. Resnati and G. Terraneo, *Adv. Funct. Mater.*, 2012, **22**, 2572–2579.
- 35 M. G. Chudzinski, C. A. McClary and M. S. Taylor, *J. Am. Chem. Soc.*, 2011, **133**, 10559–10567.
- 36 C. J. Massena, N. B. Wageling, D. A. Decato, E. M. Rodriguez, A. M. Rose and O. B. Berryman, *Angew. Chem., Int. Ed.*, 2016, **55**, 12398–12402.
- 37 S. Välimäki, L. Gustavsson, N. K. Beyeh, V. Linko and M. A. Kostianen, *Macromol. Rapid Commun.*, 2019, **40**, 1900158.
- 38 A. Vanderkooy, P. Pfefferkorn and M. S. Taylor, *Macromolecules*, 2017, **50**, 3807–3817.
- 39 A. Vanderkooy and M. S. Taylor, *Faraday Discuss.*, 2017, **203**, 285–299.
- 40 R. Milani, N. Houbenov, F. Fernandez-Palacio, G. Cavallo, A. Luzio, J. Haataja, G. Giancane, M. Saccone, A. Priimagi, P. Metrangolo and O. Ikkala, *Chem*, 2017, **2**, 417–426.
- 41 A. Vanderkooy and M. S. Taylor, *J. Am. Chem. Soc.*, 2015, **137**, 5080–5086.
- 42 N. Houbenov, R. Milani, M. Poutanen, J. Haataja, V. Dichiarante, J. Sainio, J. Ruokolainen, G. Resnati, P. Metrangolo and O. Ikkala, *Nat. Commun.*, 2014, **5**, 4043.
- 43 F. Wang, N. Ma, Q. X. Chen, W. B. Wang and L. Y. Wang, *Langmuir*, 2007, **23**, 9540–9542.
- 44 M. Naya, K. Kokado, K. B. Landenberger, S. Kanaoka, S. Aoshima and K. Sada, *Macromol. Chem. Phys.*, 2020, **221**, 1900455.
- 45 S. Aoshima and T. Higashimura, *Macromolecules*, 1989, **22**, 1009–1013.
- 46 M. Sawamoto, S. Aoshima and T. Higashimura, *Makromol. Chem., Macromol. Symp.*, 1988, **13–4**, 513–526.
- 47 J. X. Wen, H. B. Yu and Q. Chen, *J. Mater. Chem.*, 1994, **4**, 1715–1717.
- 48 W. Li, P. Feng, Y. Q. Zou and B. Hai, *J. Appl. Polym. Sci.*, 2014, **131**, 41019.
- 49 M. Miyamoto, M. Sawamoto and T. Higashimura, *Macromolecules*, 1984, **17**, 265–268.
- 50 M. Miyamoto, M. Sawamoto and T. Higashimura, *Macromolecules*, 1984, **17**, 2228–2230.
- 51 K. Takagi and K. Okamura, *J. Polym. Sci., Part A: Polym. Chem.*, 2019, **57**, 2436–2441.
- 52 K. Takagi, K. Yamauchi and H. Murakata, *Chem.–Eur. J.*, 2017, **23**, 9495–9500.
- 53 R. Haraguchi, T. Nishikawa, A. Kanazawa and S. Aoshima, *Macromolecules*, 2020, **53**, 4185–4192.
- 54 K. Takagi, H. Murakata, K. Yamauchi and K. Hashimoto, *Polym. Chem.*, 2020, **11**, 6739–6744.
- 55 A. Kanazawa, S. Shibutani, N. Yoshinari, T. Konno, S. Kanaoka and S. Aoshima, *Macromolecules*, 2012, **45**, 7749–7757.



- 56 Y. Shinke, A. Kanazawa, S. Kanaoka and S. Aoshima, *J. Polym. Sci., Part A: Polym. Chem.*, 2012, **50**, 5041–5048.
- 57 T. Yoshida, T. Tsujino, S. Kanaoka and S. Aoshima, *J. Polym. Sci., Part A: Polym. Chem.*, 2005, **43**, 468–472.
- 58 S. Aoshima and S. Kanaoka, *Chem. Rev.*, 2009, **109**, 5245–5287.

