


 Cite this: *RSC Adv.*, 2022, 12, 7347

 Received 18th February 2022
 Accepted 23rd February 2022

DOI: 10.1039/d2ra01078j

rsc.li/rsc-advances

Iodine-mediated oxythiolation of *o*-vinylanilides with disulfides for the synthesis of benzoxazines†

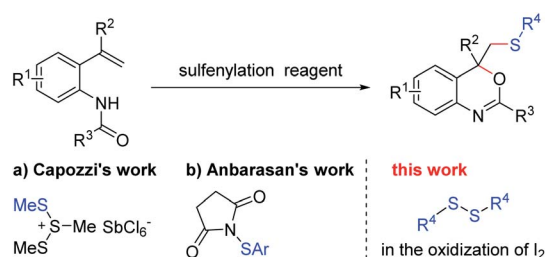
 Yu Yang,^{‡ab} Liyan Liu,^{‡b} Kuiliang Li,^b Zhenggen Zha,^{ID b} Qi Sun^{*b} and Zhiyong Wang^{ID *b}

 An efficient iodine-mediated oxythiolation of *o*-vinylanilides with disulfides was developed. By virtue of this method, a series of thio-tethered benzoxazine derivatives were synthesized in good to excellent yields. The reaction features high yields, is metal-free, and has a wide substrate scope.

As one of the most basic organic skeletons, alkenes are important starting materials in organic synthesis. It is convenient to introduce functional groups into the carbon chain by addition reaction.^{1,2} Furthermore, heterocyclic compounds also could be built efficiently from alkenes by addition-cyclization with reasonable design of starting materials.³⁻⁵ For example, benzo[*d*][1,3]oxazine, an essential heterocyclic skeleton which is widely found in natural products and biological active molecule,⁶⁻¹⁰ could be synthesized by the intramolecular cyclization of *N*-(2-(1-phenylvinyl)phenyl)-benzamides (Scheme 1).¹¹⁻²³ In the 1980s, Capozzi and co-workers synthesized methylthio-benzo[*d*][1,3]oxazine with this strategy for the first time, using Me₃S₃SbCl₆ as the methylthiolating agent (Scheme 1a).¹⁹ Besides, this was the only way to generate this kind of compound for the next three decades. In 2018, Anbarasan and co-workers found that *N*-(arylthio)-succinimides could also be used as an electrophilic reagent to react with *N*-(2-vinylphenyl) amides, generating a series of arylthio benzo[*d*][1,3]-oxazine derivatives (Scheme 1b).²⁰ Recently, different sulfonyl sources, such as sulfur dioxides,²¹ sodium sulfonates²² and sulfonylhydrazines,²³ were developed in this methodology to afford sulfonated benzo[*d*][1,3]oxazine. The studies mentioned above provided a series of tools to build sulfur-containing benzo[*d*][1,3]oxazines. However, there are still some limitations in these procedures: (1) the involvement of expensive metals or a large amount of acid; (2) limited substrate applicability. In view of the importance of sulfur-containing compounds,²⁴⁻³¹ it is still highly desirable to develop a simple and efficient method to build thio-tethered compounds with good reaction compatibility under mild conditions.

Our group have been focusing on green synthetic methods for a long time.^{3,4} It was reported that disulfide, a sulfenylation reagent, could generate two sulfur synthons by the cleavage of S-S bond without any by-product.³²⁻³⁹ Based on these previous studies, we are going to develop a more efficient oxythiolation reaction to build sulfur-containing heterocyclic compounds. Herein we disclose an iodine mediated cyclization of *o*-vinylanilides with disulfides to form thio-benzo[*d*][1,3]oxazines, in which both aryl and alkyl disulfides could performed well to afford corresponding products with good yield under mild condition.

At the outset of this study, *N*-(2-(1-phenylvinyl)phenyl)-benzamide (**1a**) and 1,2-diphenyldisulfide (**2a**) were employed as the substrates to optimize the reaction conditions (Table 1). Initially, **1a** (1 equiv.) and **2a** (0.5 equiv.) were treated with I₂ (1.0 equiv.) in DCE at 50 °C for 12 hours. To our delight, the cyclization product **3aa** was obtained in 57% yield under the promotion of I₂ (entry 1). When other oxidants, such as [bis(trifluoroacetoxy)iodo]benzene (PIFA) or (diacetoxyiodo)benzene (PIDA), were used instead of I₂, no corresponding product was observed (entries 2 and 3). Next, the efficiency of different solvents was tested. Screening of solvent showed CH₃CN to be the optimal solvent, affording **3aa** in 63% yield (entries 4–9). It was found that the yield of product **3aa** could be increased to 81% by increasing the dosage of **2a** and I₂ from 0.5 equiv. to 0.75 equiv. and 1.0 equiv. to 1.5 equiv., respectively (entry 10). However,



Scheme 1 Building sulfur-containing benzo[*d*][1,3]oxazines from *o*-vinylanilides.

^aSchool of Chemistry and Chemical Engineering, Hefei Normal University, Hefei, 230601, China

^bHefei National Laboratory for Physical Sciences at Microscale, CAS Key Laboratory of Soft Matter Chemistry, Department of Chemistry, University of Science and Technology of China, Hefei, Anhui, 230026, P. R. China

† Electronic supplementary information (ESI) available. See DOI: 10.1039/d2ra01078j

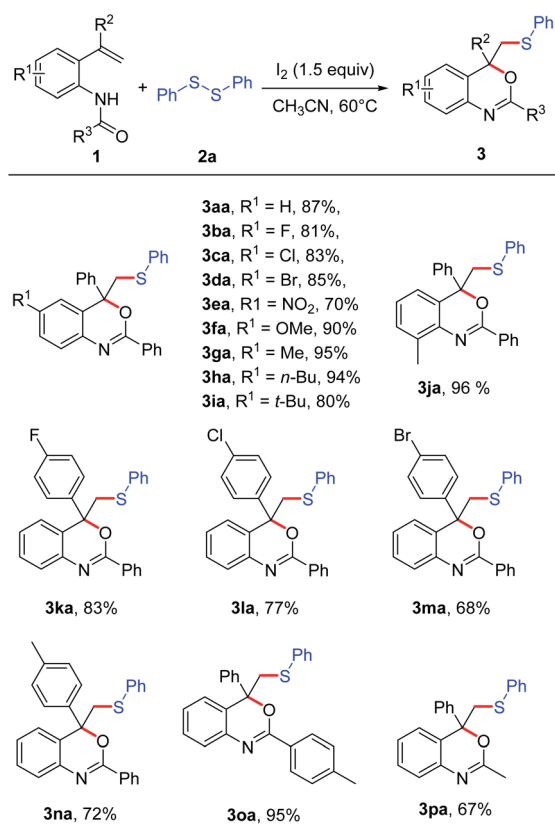
‡ These authors contributed equally to this work.



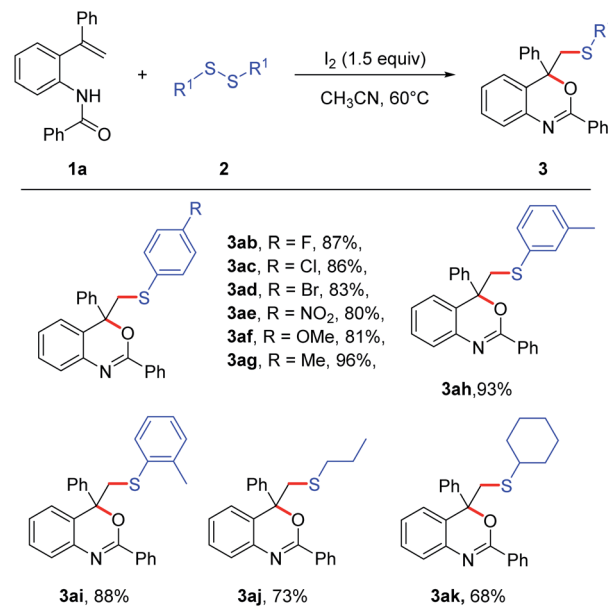
Table 1 Optimization of the reaction conditions^a

Entry	Oxidant	Solvent	Temp. (°C)	Yield ^b (%)
1	I ₂	DCE	50	57
2	PIDA	DCE	50	n.d. ^c
3	PIFA	DCE	50	n.d.
4	I ₂	DMSO	50	n.d.
5	I ₂	DMF	50	n.d.
6	I ₂	CH ₃ CN	50	63
7	I ₂	1,4-Dioxane	50	35
8	I ₂	EtOH	50	<5
9	I ₂	Toluene	50	<5
10 ^d	I ₂	CH ₃ CN	50	81
11 ^e	I ₂	CH ₃ CN	50	81
12 ^d	I ₂	CH ₃ CN	60	87
13 ^d	I ₂	CH ₃ CN	70	72
14 ^d	I ₂	CH ₃ CN	80	60

^a Reaction condition: **1a** (0.2 mmol, 1 equiv.), **2a** (0.1 mmol, 0.5 equiv.), oxidant (0.2 mmol, 1 equiv.), 12 h. ^b Isolated yield. ^c n.d. = not detected. ^d **2a** (0.75 equiv.) and I₂ (1.5 equiv.) were used. ^e **2a** (1.0 equiv.) and I₂ (2.0 equiv.) were used.



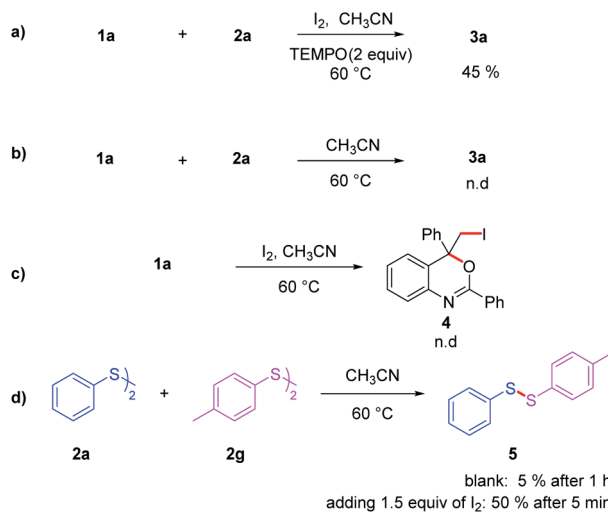
Scheme 2 Substrate scope of amide derivatives. The reaction was carried out with **1** (0.2 mmol), **2a** (0.75 equiv.), I₂ (1.5 equiv.), in CH₃CN (2 mL) at 60 °C for 12 h; isolated yields of all products.



Scheme 3 Substrate scope of disulfides. The reaction was carried out with **1a** (0.2 mmol), **2** (0.75 equiv.), I₂ (1.5 equiv.), in CH₃CN (2 mL) at 60 °C for 12 h; isolated yields of all products.

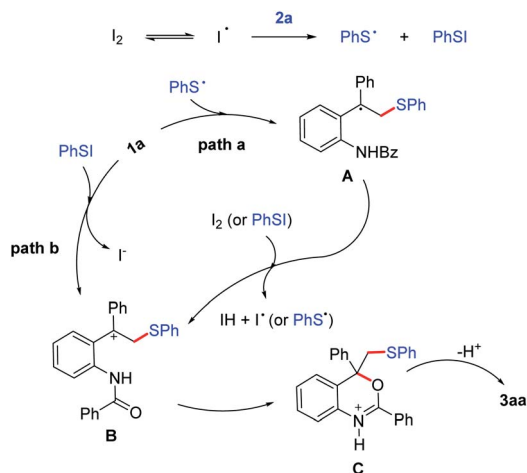
continuously increasing the amount of **2a** and I₂ had no effect on the yield (entry 11). On the other hand, the reaction temperature had a great influence on the reaction. For instance, the yield of **3aa** was enhanced to 87% by elevating the reaction temperature to 60 °C. Further increase in temperature led to a decrease in yield, perhaps due to the oxidation of **2a** and the volatilization of molecular iodine at 70 or 80 °C (entries 13 and 14).

With a set of optimized conditions in hand, we studied the scope of this reaction. A series of *N*-(2-vinylphenyl) amides **1a–1q** were subjected to the reaction with disulfide **2a** (Scheme 2). Most of the *N*-(2-vinylphenyl) amides were found to be



Scheme 4 The reaction was carried out in CH₃CN (2 mL) at 60 °C for 12 h. (a) **1a** (0.25 mmol), **2a** (2 equiv.), I₂ (2 equiv.), TEMPO (2 equiv.); (b) **1a** (0.25 mmol), **2a** (2 equiv.); (c) **1a** (0.25 mmol), **2a** (2 equiv.), I₂ (2 equiv.); (d) **2a** (0.25 mmol), **2g** (0.25 mmol).





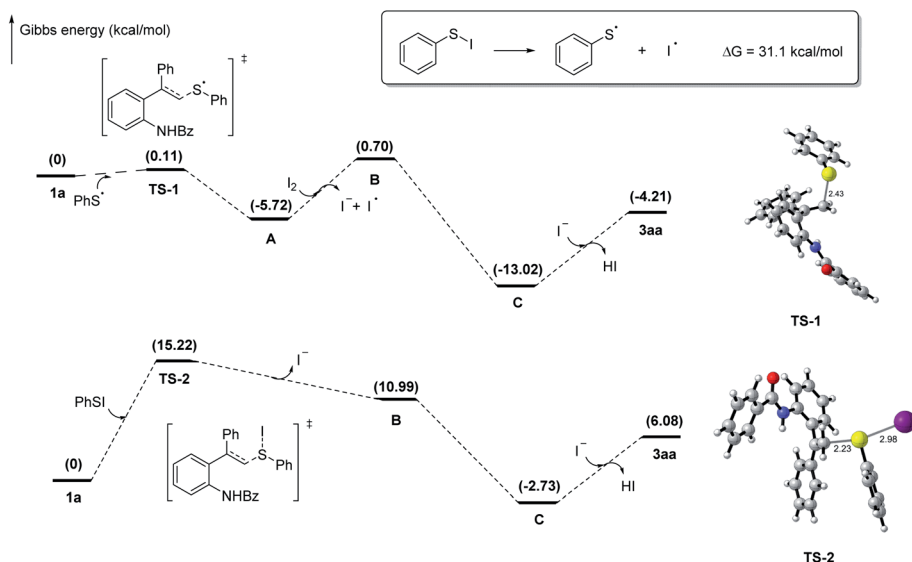
Scheme 5 Proposed mechanism.

applicable, affording the corresponding products in good to excellent yields. The effect of the substituent R^1 in the aryl moiety of substrates **1** was studied. When the R^1 was halide, the reaction could be carried out smoothly (**3ba–3da**). When R^1 was NO_2 , the corresponding product **3ea** could also be isolated in 70% yield. Substrates **1** bearing electron-donating groups, such as OMe, Me and *n*-Bu, were suitable for this transformation, affording the cyclization product **3fa–3ha** with excellent yields (90–95%). *N*-(4-(*tert*-Butyl)-2-(1-phenylvinyl)phenyl)-benzamide (**1i**) bearing a bulky *tert*-butyl group, moreover, also worked well in this reaction in spite of a slightly lower yield (**3ia**). In general, the substrates with electron-donating groups ($R = \text{Me}$, OMe, *n*-Bu, *t*-Bu) on the phenyl ring gave slightly higher yields than that bearing electron-withdrawing groups ($R = \text{F}$, Cl, Br, NO_2). For different aromatic substituents R^2 on the vinylic double bond, both halide and methyl were tolerated under the reaction conditions, affording the corresponding product **3ka–3na** in good yields (68–83%). Substrate **1** with different

protecting groups were also proceeded smoothly in this reaction to give the corresponding product **3oa** and **3pa** with the yields of 95% and 67%, respectively. It was noted that when R^3 was methyl instead of aryl, the cyclization product **3pa** was also obtained in 67% yield.

To further study the scope of the reaction, different disulfides were subsequently examined (Scheme 3). Generally, the diaryl disulfides bearing either electro-withdrawing groups or electro-donating groups were all suitable substrates in this reaction, affording the benzoxazine derivatives (**3ab–3ai**) in good yields to excellent yields (80–96%). Especially, the strong electro-deficient substrate, 1,2-bis(4-nitrophenyl)disulfide, could perform well in this transformation to afford **3ae** in 80% yield. It was found that the position of methyl on the aromatic ring affected the yield slightly, which might be attributed to the steric hindrance (**3ag–3ai**). Furthermore, when dialkyl disulfides were used as the substrates, the corresponding products **3aj** and **3ak** could be isolated in good yields.

In order to gain insight into the mechanism of the reaction, several control experiments were conducted (Scheme 4). First, radical trapping experiment was conducted to elucidate whether the reaction involved radical species. When the radical scavenger 2,2,6,6-tetramethyl-1-piperidinyloxy (TEMPO; 2 equiv.) was employed under the standard conditions (Scheme 4a), the yield of **3aa** decreased to 45%, implying that part of product were formed involving a free radical process. Iodine was essential in this transformation since **3aa** could not be obtained in the absence of I_2 (Scheme 4b). To figure out the way iodine promoted this reaction, **1a** was treated with molecular iodine under standard reaction condition, but no addition product was observed (Scheme 4c). Thus, it is reasonable to hypothesize that the reaction should not involve an iodonium ion intermediate. Further investigation showed that I_2 could promoted the cleavage and formation of S–S bond. As show in Scheme 4d, mixing **2a** and **2g** could afford disulfide **5** slowly, with only 5% of product **5** obtained after 1 h. But this process



Scheme 6 Gibbs energy profiles for proposed mechanism.



could be accelerated significantly in the present of I₂, affording **5** with the yields of 50% after 5 minutes.

Based on the control experiments and previous studies,^{40–52} two plausible reaction paths were outlined in Scheme 5. In the promotion of I₂, PhS· and PhSI could be generated *in situ* from **2a**. Subsequently, PhS· performed with **1a** *via* a radical addition to generate carbon radical intermediate **A**, which is oxidized into carbon cation intermediate **B** in path a. Meanwhile, intermediate **B** also could be generated from the electrophilic addition of **1a** and PhSI directly in path b. Finally, an intramolecular nucleophilic attack of **B** occurs to form intermediate **C**, followed by loss of proton to afford the thio-tethered benzoxaine **3aa**. Additionally, to investigate possible process of path b further, DFT calculation were carried out (Scheme 6). Calculation results show that the BED of S–I bond in PhSI is 31.1 kcal mol^{−1} while the energy barrier (ΔG) of the addition between **1a** and PhSI is 15.2 kcal mol^{−1}. It suggests that PhSI reacting with alkene *via* an electrophilic addition directly is more likely to happen than that of generating PhS· *via* the cleavage of S–I bond in path b. Two paths proposed and computational results agree with the control experimental data that the yield of **3aa** decreases by nearly half when the radical scavenger is employed.

Conclusions

In summary, we developed an efficient synthesis of thio-benzo[*d*][1,3]oxazine derivatives from *o*-vinylanilides and disulfides mediated by iodine. A wide range of substrates were tolerated in this transformation. This reaction can be carried out smoothly under metal-free and mild conditions with a variety of thio-benzo[*d*][1,3]oxazine derivatives obtained in good to excellent yields by virtue of this developed conditions. Research to develop more efficient and green methods along this line is ongoing in our laboratory.

Conflicts of interest

There are no conflicts to declare.

Acknowledgements

We are grateful for the financial support from the Natural Science Foundation of China (21772185, 21801233, 22001241), the assistance of the product characterization from the Chemistry Experiment Teaching Center of University of Science and Technology of China and Anhui Engineering Laboratory for Medicinal and Food Homologous Natural Resources Exploration. This work was supported by the Strategic Priority Research Program of the Chinese Academy of Sciences, grant XDB20000000. This work was supported by the China Postdoctoral Science Foundation (2020TQ0303, 2018M632532), Department of Science and Technology of Anhui Province (S201901e11010120, 201903a07020003) and the high-level talent project of Hefei Normal University (2020rcjj32).

Notes and references

- J. H. Lee, S. Choi and K. B. Hong, *Molecules*, 2019, **24**, 2634.
- Y. Ping and W. Kong, *Synthesis*, 2020, **52**, 979.
- L. Y. Liu, Q. Sun, Z. Yan, X. Liang, Z. Zha, Y. Yang and Z. Wang, *Green Chem.*, 2018, **20**, 3927.
- L. Y. Liu and Z. Wang, *Green Chem.*, 2017, **19**, 2076.
- J. Wolfe and D. Schultz, *Synthesis*, 2012, **44**, 351.
- G. Fenton, C. G. Newton, B. M. Wyman, P. Bagge, D. I. Dron, D. Riddell and G. D. Jones, *J. Med. Chem.*, 1989, **32**, 265.
- S. J. Hays, B. W. Caprathe, J. L. Gilmore, N. Amin, M. R. Emmerling, W. Michael, R. Nadimpalli, R. Nath, K. J. Raser and D. Stafford, *J. Med. Chem.*, 1998, **41**, 1060.
- J. S. Plummer, C. Cai, S. J. Hays, J. L. Gilmore, M. R. Emmerling, W. Michael, L. S. Narasimhan, M. D. Watson, K. Wang and R. Nath, *Bioorg. Med. Chem. Lett.*, 1999, **9**, 815.
- P. Zhang, E. A. Terefenko, A. Fensome, Z. Zhang, Y. Zhu, J. Cohen, R. Winneker, J. Wrobel and J. Yardley, *Bioorg. Med. Chem. Lett.*, 2002, **12**, 787.
- A. Krantz, R. W. Spencer, T. F. Tam, T. J. Liak, L. J. Copp, E. M. Thomas and S. P. Rafferty, *J. Med. Chem.*, 1990, **33**, 464.
- X.-Q. Chu, X.-P. Xu, H. Meng and S.-J. Ji, *RSC Adv.*, 2015, **5**, 67829.
- H. Yang, X. H. Duan, J. F. Zhao and L. N. Guo, *Org. Lett.*, 2015, **17**, 1998.
- S. Jana, A. Ashokan, S. Kumar, A. Verma and S. Kumar, *Org. Biomol. Chem.*, 2015, **13**, 8411.
- J. F. Zhao, X. H. Duan, H. Yang and L. N. Guo, *J. Org. Chem.*, 2015, **80**, 11149.
- Y. M. Wang, J. Wu, C. Hoong, V. Rauniyar and F. D. Toste, *J. Am. Chem. Soc.*, 2012, **134**, 12928.
- J. Wang, R. Sang, X. Chong, Y. Zhao, W. Fan, Z. Li and J. Zhao, *Chem. Commun.*, 2017, **53**, 7961.
- W. Fu, X. Han, M. Zhu, C. Xu, Z. Wang, B. Ji, X. Q. Hao and M. P. Song, *Chem. Commun.*, 2016, **52**, 13413.
- Q. H. Deng, J. R. Chen, Q. Wei, Q. Q. Zhao, L. Q. Lu and W. J. Xiao, *Chem. Commun.*, 2015, **51**, 3537.
- G. Capozzi, R. Ottana, G. Romeo and G. Valle, *J. Chem. Res.*, 1986, **6**, 200.
- M. Chaitanya and P. Anbarasan, *Org. Lett.*, 2018, **20**, 1183.
- T. Liu, D. Q. Zheng, Z. H. Li and J. Wu, *Adv. Synth. Catal.*, 2018, **360**, 865.
- J. Wu, Y. Zong, C. Zhao, Q. Yan, L. Sun, Y. Li, J. Zhao, Y. Ge and Z. Li, *Org. Biomol. Chem.*, 2019, **17**, 794.
- T. J. He, W. Q. Zhong and J. M. Huang, *Chem. Commun.*, 2020, **56**, 2735.
- M. L. Alcaraz, S. Atkinson, P. Cornwall, A. C. Foster, D. M. Gill, L. A. Humphries, P. S. Keegan, R. Kemp, E. Merifield, R. A. Nixon, A. J. Noble, D. O'Beirne, Z. M. Patel, J. Perkins, P. Rowan, P. Sadler, J. T. Singleton, J. Tornos, A. J. Watts and I. A. Woodland, *Org. Process Res. Dev.*, 2005, **9**, 555.
- Y. Harrak, G. Casula, J. Basset, G. Rosell, S. Plescia, D. Raffa, M. G. Cusimano, R. Pouplana and M. D. Pujol, *J. Med. Chem.*, 2010, **53**, 6560.



- 26 E. A. Ilardi, E. Vitaku and J. T. Njardarson, *J. Med. Chem.*, 2014, **57**, 2832.
- 27 S. Raghavan, V. Krishnaiah and B. Sridhar, *J. Org. Chem.*, 2010, **75**, 498–501.
- 28 M. Hamada, M. Kiuchi and K. Adachi, *Synthesis*, 2007, 1927.
- 29 J. C. Sheehan and K. R. Henerylogan, *J. Am. Chem. Soc.*, 1959, **81**, 3089.
- 30 S. Pasquini, C. Mugnaini, C. Tintori, M. Botta, A. Trejos, R. K. Arvela, M. Larhed, M. Witvrouw, M. Michiels, F. Christ, Z. Debyser and F. Corelli, *J. Med. Chem.*, 2008, **51**, 5125.
- 31 R. A. Bragg, S. Brocklehurst, F. Gustafsson, J. Goodman, K. Hickling, P. A. MacFaul, S. Swallow and J. Tugwood, *Chem. Res. Toxicol.*, 2015, **28**, 1991.
- 32 (a) P. D. Morse and D. A. Nicewicz, *Chem. Sci.*, 2015, **6**, 270; (b) X. Xu, J. Li and Z. Wang, *Chin. J. Org. Chem.*, 2020, **40**, 886; (c) N. Mukherjee and T. Chatterjee, *Green Chem.*, 2021, **23**, 10006; (d) J. Qin, H. Zuo, Y. Ni, Q. Yu and F. Zhong, *ACS Sustainable Chem. Eng.*, 2020, **8**, 12342.
- 33 T. B. Grimaldi, G. Lutz, D. F. Back and G. Zeni, *Org. Biomol. Chem.*, 2016, **14**, 10415.
- 34 A. M. Recchi, D. F. Back and G. Zeni, *J. Org. Chem.*, 2017, **82**, 2713.
- 35 K. Sun, Y. Lv, Z. Shi, S. Mu, C. Li and X. Wang, *Org. Biomol. Chem.*, 2017, **15**, 5258.
- 36 R. An, L. Liao, X. Liu, S. Song and X. Zhao, *Org. Chem. Front.*, 2018, **5**, 3557.
- 37 B. Q. Ni, Y. P. He, X. J. Rong and T. F. Niu, *Synlett*, 2019, **30**, 1830.
- 38 C. R. Reddy, R. Ranjan and S. K. Prajapati, *Org. Lett.*, 2019, **21**, 623.
- 39 C. Wei, Y. He, J. Wang, X. Ye, L. Wojtas and X. Shi, *Org. Lett.*, 2020, **22**, 5462.
- 40 K. R. Sharma and R. M. Noyes, *J. Am. Chem. Soc.*, 2002, **98**, 4345.
- 41 S. Serna, I. Tellitu, E. Dominguez, I. Moreno and R. Sanmartin, *Org. Lett.*, 2005, **7**, 3073.
- 42 A. Correa, I. Tellitu, E. Dominguez and R. SanMartin, *J. Org. Chem.*, 2006, **71**, 8316.
- 43 R. Fan, D. Pu, F. Wen and J. Wu, *J. Org. Chem.*, 2007, **72**, 8994.
- 44 M. Kirihara, Y. Asai, S. Ogawa, T. Noguchi, A. Hatano and Y. Hirai, *Synthesis*, 2007, 3286.
- 45 M. Uyanik, H. Okamoto, T. Yasui and K. Ishihara, *Science*, 2010, **328**, 1376.
- 46 S. K. Alla, R. K. Kumar, P. Sadhu and T. Punniyamurthy, *Org. Lett.*, 2013, **15**, 1334.
- 47 D. Liang, Y. He, L. Liu and Q. Zhu, *Org. Lett.*, 2013, **15**, 3476.
- 48 Q. C. Xue, J. Xie, P. Xu, K. D. Hu, Y. X. Cheng and C. J. Zhu, *ACS Catal.*, 2013, **3**, 1365.
- 49 J. H. Chu, W. T. Hsu, Y. H. Wu, M. F. Chiang, N. H. Hsu, H. P. Huang and M. J. Wu, *J. Org. Chem.*, 2014, **79**, 11395.
- 50 S. Manna, K. Matcha and A. P. Antonchick, *Angew. Chem., Int. Ed.*, 2014, **53**, 8163.
- 51 G. Y. Qian, B. X. Liu, Q. T. Tan, S. W. Zhang and B. Xu, *Eur. J. Org. Chem.*, 2014, **2014**, 4837.
- 52 M. Uyanik, H. Hayashi and K. Ishihara, *Science*, 2014, **345**, 291.

