



Cite this: *RSC Adv.*, 2022, 12, 31596

Investigation on dyeing mechanism of modified cotton fiber

Xiaolei Zhai, Jinwei Ma, Yanxiu Wu, Tianjie Niu, Deshuai Sun, Long Fang * and Xiaodong Zhang

Cotton fabrics have been chemically modified with two cationic compounds. They were 3-chloro-2-hydroxypropyltrimethylammonium chloride and the copolymer of dimethyl diallyl ammonium chloride and allyl glycidyl ether, respectively. Under the conditions of no inorganic salt, two modified cotton fabrics were dyed with reactive dyes. The dyeing mechanism of two modified cotton fabrics was investigated in comparison with traditional dyeing of untreated cotton fabrics. It involved the adsorption type, adsorption thermodynamics, and adsorption kinetics between reactive dyes and modified cotton fabrics in the dyeing process. The color-fixing process of modified cotton fibers was also studied in detail. The results showed that there were obvious distinctions between the salt-free dyeing mechanism of modified cotton fabrics and traditional dyeing of untreated cotton fabrics. The adsorption isotherm model of the two modified cotton fabrics conformed to the Langmuir-model. The kinetic model of two modified cotton fabrics conformed to the pseudo-second-order kinetic model. The adsorption of modified cotton fabrics was an endothermic process. The adsorption of unmodified cotton fabrics was an exothermic process. These will serve as a theoretical basis of the industrial production of salt-free dyeing of modified cotton fiber.

Received 8th September 2022
Accepted 31st October 2022

DOI: 10.1039/d2ra05668b

rsc.li/rsc-advances

1 Introduction

Cotton fiber has been widely used in printing and dyeing industries due to its benefits such as comfort, air permeability, and abrasion resistance.^{1–3} Reactive dyes have the advantages of bright colors and excellent fastness. They are some of the most widely used dyes in cotton fabric dyeing.^{4–9} Recently, a large amount of inorganic salts were added to the dyeing process to eliminate electrostatic repulsion and made the dye molecules come into close contact with the fabrics' surface.^{10,11} However, after dyeing, inorganic salts still existed in dyeing wastewater, which increased the difficulty of treatment and dyeing cost.^{12–14} In order to reduce the discharge of waste water and solve the problems of low dye exhaustion, many attempts have been made to improve the dyeability of cotton fiber by relevant researchers at home and abroad.^{10,15–22} Cotton fabrics were chemically modified by cationic additives, and cationic groups were introduced into the cotton fabrics. It could raise interactions between cotton fiber and reactive dyes and increase dye utilization efficiency. It is one of the current research directions.^{20,23–30} However, on the elimination or reduction of salt in reactive dyeing, chemical modification of cotton fabrics had problems of dyeing level property, poor color fastness and

high dyeing cost.^{27,31–35} So, it had not been widely accepted by the industry.³⁶

The dyeing of cotton fabrics with reactive dye was divided into three steps. Firstly, the dye molecules diffused on the fiber surface and then entered the diffusion boundary layer. When the dye molecules were closed to the fiber surface and passed through the boundary layer, the dye molecules were rapidly adsorbed onto the fiber surface through the affinity between the dye molecules and the fiber. Secondly, because of the dye concentration inside and outside the fiber, the dye molecules diffused from the surface of the fiber to the interior. Finally, under the action of alkali, the reactive dye molecule could react with the hydroxyl anions of cellulose molecules to form chemical bonds.³⁷ And cotton fiber was thoroughly stained.

In our previous work, the cationic copolymer of dimethyl diallyl ammonium chloride and allyl glycidyl ether (PDA) was developed.³⁸ It could be utilized for modifying cotton fiber and had good flocculating properties to avoid secondary pollution. The total dye utilization of the reactive dyes on the modified cotton fabrics without adding salts was improved greatly upon comparison with the untreated fabrics. And the modified cotton fabrics also showed better levelness properties and color fastness. It might achieve an economical and eco-friendly dyeing process.³⁸

PDA and 3-chloro-2-hydroxypropyltrimethylammonium chloride (CHPTAC) were used for cationic modification of cotton fabrics, respectively. The dyeing mechanism was

School of Chemistry and Chemical Engineering, Qingdao University, Qingdao 266071, China. E-mail: fanglong78@hotmail.com



analyzed, and modified cotton fabrics and untreated cotton fabrics were compared. Therefore, this work aimed to study the adsorption mode of C.I. Reactive Black 5 on cotton fabrics. The adsorption process, adsorption kinetics and adsorption thermodynamics were explored. The best fitting equilibrium isotherms were determined by the Freundlich-model and the Langmuir-model.^{18,39,40} The differences in fixation and penetration of dyes of the three cotton fabrics were discussed.

2 Experimental section

2.1 Material

The bleached woven cotton fabrics (125 g m^{-2}) provided by the Hongli Dyeing Corporation (Shandong, China). Dimethyl diallyl ammonium chloride (DMAAC, 60% purity) was purchased from the Adamas Reagent Co., Ltd. (Shanghai, China). Allyl glycidyl ether (AGE), potassium persulfate (KPS), acetic acid, sodium carbonate, sodium hydroxide, and sodium sulfate anhydrous were all of reagent grade purchased from the Sino-pharm Chemical Reagent Co., Ltd. (Beijing, China). 3-Chloro-2-hydroxypropyltrimethylammonium chloride (CHPTAC) was purchased from McLean Chemical Reagent Company. The C.I.

Reactive Black 5 dye was provided by the Zhejiang Jinhua Group Co., Ltd. (Zhejiang, China). The molecular structure of C.I. Reactive Black 5 was presented in Fig. 1.

2.2 Chemical modification of cotton fabrics

2.2.1 PDA modification process. The preparation process of PDA was as follows. The dimethyl diallyl ammonium chloride and allyl glycidyl ether were mixed in a mass ratio of 7.5 : 1. Under certain stirring speed, the mixture was transferred to the glass reactor. Potassium persulfate was dissolved in a small amount of distilled water. Potassium persulfate solution was added to the reaction system. The reaction system temperature was kept at 80°C . After stirring for 4 h, the mixture was transferred to a beaker and cooled to room temperature. The polymer was precipitated by acetone and was dried at 50°C . The cationic degree of the prepared polymer was $3.034 \text{ mmol g}^{-1}$. The weight-average molar mass was 2315 g mol^{-1} .³⁸

0.7 g L^{-1} PDA solution was prepared and the pH value of the polymer solution was set to 13 with sodium hydroxide solution (1 mol L^{-1}). Cotton fabrics were immersed in solution and stirred at room temperature for 6 h. The cotton fabrics after reaction were washed with distilled water and dried in air.³⁸ The

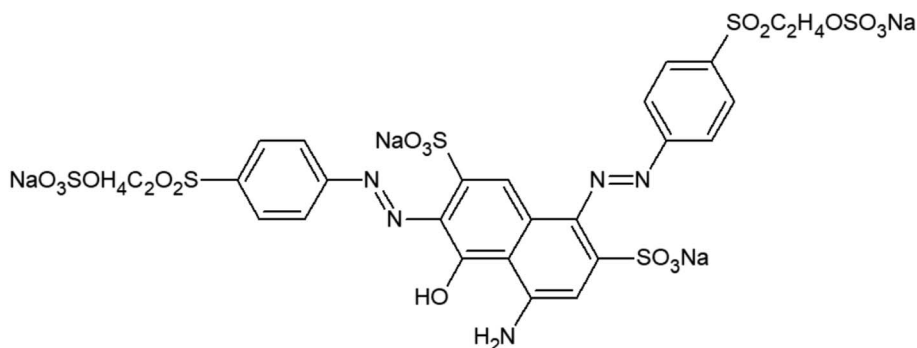


Fig. 1 Chemical structure of C.I. Reactive Black 5.

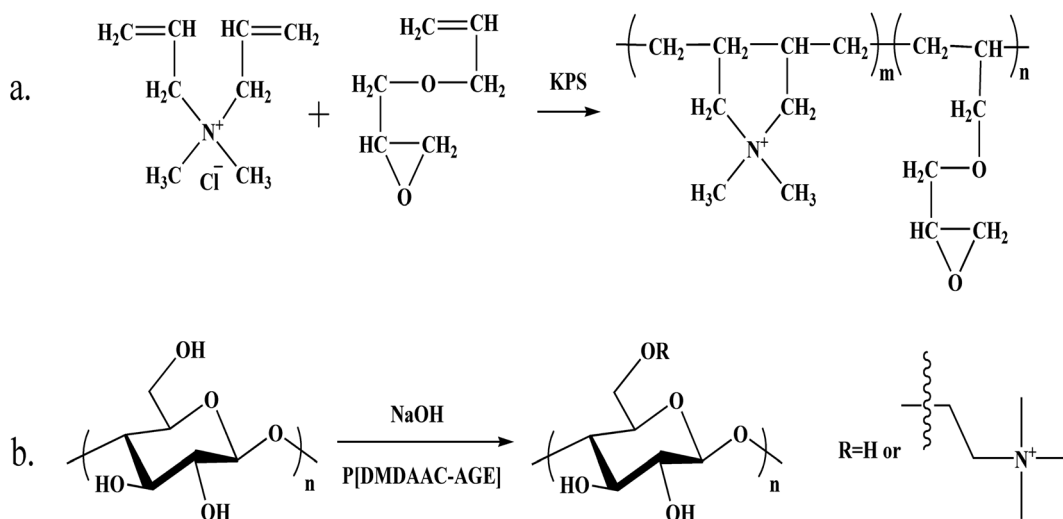


Fig. 2 (a) Synthesis of PDA, (b) chemical modification process of cotton fabrics by PDA.

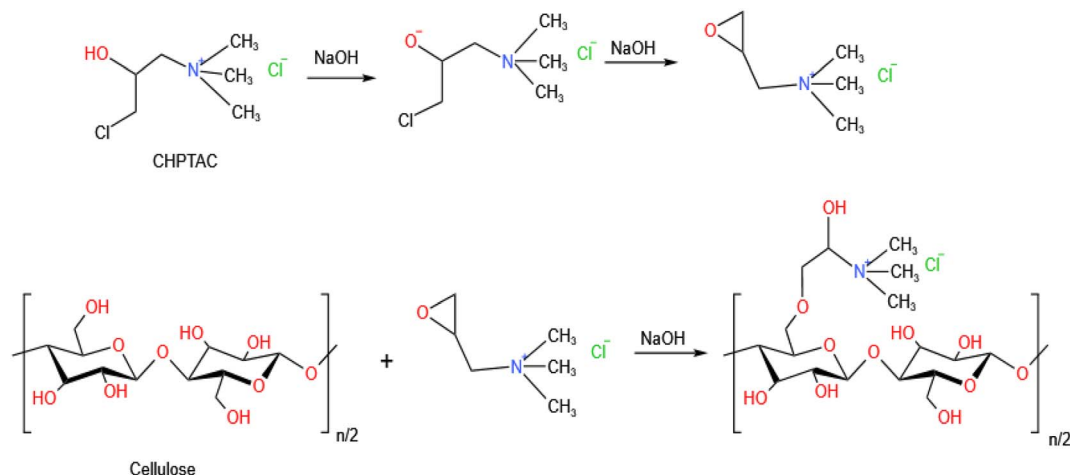


Fig. 3 Chemical modification process of cotton fabrics by CHPTAC.

reaction equation of PDA and chemical modification process of cotton fabrics were summarized in Fig. 2.

2.2.2 CHPTAC modification process. The modification process of cotton fabrics was carried out at a liquor ratio of 1 : 30. CHPTAC solution with a concentration of 60 g L^{-1} was formulated and the temperature was raised to 80°C . Cotton fabrics were dipped into the solution. After 10 minutes, sodium hydroxide with a concentration of 15 g L^{-1} was added to the modification solution, and the modifying process was performed for 50 minutes. After the reaction, cotton fabrics were washed with distilled water for 5 minutes, and then dried naturally at room temperature. The modification process of cotton fabrics by CHPTAC was shown in Fig. 3.

2.3 Adsorption experiment

The dyeing process of modified cotton fabrics and untreated cotton fabrics was made at a liquor ratio of 1 : 100 in a water bath. The effects on the dyeing results were investigated by changing the concentration of dyes, the temperature and dyeing time. The absorbance of the dye solution before and after dyeing (ultraviolet-visible spectrophotometer) was verified to calculate the dye exhaustion rate, adsorption capacity, and other parameters. Dye adsorption capacity (Q), dye residual concentration (C_e), and dye exhaustion rate (E) were calculated according to formula (1)–(3).

$$Q = C_0 \times V \times E\% \quad (1)$$

$$C_e = C_0 \times (1 - E\%) \quad (2)$$

$$E = (A_0 - A_1)/A_0 \times 100\% \quad (3)$$

where Q was the dye adsorption capacity (mg g^{-1}), C_0 was the initial concentration of the dye solution (mg L^{-1}), C_e was the dye residue concentration (mg L^{-1}), V was the dye solution volume (mL), E was the dye exhaustion rate. A_0 was the absorbance of initial dye liquor, A_1 was the absorbance of residual dye liquor.

2.4 Adsorption isotherm

To investigate the adsorption isotherms of reactive dyes on modified cotton fabrics, dyeing processes were conducted at a series of concentrations ranging from 30 to 360 mg L^{-1} for 3 h at 30°C . A liquor ratio of 100 : 1 was used to achieve an infinite dye bath. The absorbance of the initial dye bath (A_0) and the exhausted dye bath (A_1) were measured using an ultraviolet-visible (UV-2600) spectrophotometer at the maximum absorption wavelength of 598 nm. The adsorption capacity (Q_e) of reactive dyes on cotton fabrics and the residual dye (C_e) in the dye bath was calculated.

For comparison, the adsorption isotherm of reactive dye on the untreated cotton fabrics was discussed with the conventional method (adding 50 g L^{-1} NaCl). The dyeing bath was heated to 30°C and 50°C , respectively.

2.5 Kinetic model

A certain mass of modified cotton fabrics by PDA was weighed. Reactive dye solution was prepared at a concentration of 2 g L^{-1} . The dye bath was heated to 30°C and 50°C , respectively, and then the modified cotton fabrics were added. After dyeing, the temperature was maintained for 300 minutes, and samples were collected every 10 minutes. The adsorption process of CHPTAC on modified cotton fabrics was consistent with that of PDA modified cotton fabrics (PDA-cotton). However, the adsorption experiment of raw cotton fabrics was slightly different from that of modified cotton fabrics. 50 g L^{-1} sodium chloride was added and stirred until completely dissolved. The dyeing bath was heated to 30°C and 50°C , respectively. Other experimental parts were the same as for modified cotton fabrics.

2.6 The effect of fixation time on fixation rate

A certain mass of PDA-cotton was weighed and broke down into seven equal parts. A reactive dye solution with a concentration of 3 g L^{-1} was prepared. A liquor ratio of 30 : 1 was used for the dyeing. The dyeing was carried out at 25°C . After 30 minutes of



dyeing, the dye bath was heated to 60 °C. 20 g L⁻¹ of sodium carbonate was added. PDA-cotton were fixed for 0 min, 10 min, 20 min, 30 min, 40 min, 50 min and 60 min, respectively. The experimental process of CHPTAC modified cotton fabrics (CHPTAC-cotton) was consistent with the experimental process of PDA-cotton. However, the experimental process of raw cotton fabrics was slightly different from that of modified cotton fabrics. 50 g L⁻¹ sodium chloride was added after dyeing for 10 minutes and 20 minutes respectively. Other experimental parts were the same as for modified cotton fabrics.

2.7 The washing procedure

Cotton fabrics were washed with soapy water (2 g L⁻¹) at a liquid ratio of 30 : 1 for 10 minutes. Cotton fabrics were washed with distilled water and dried at room temperature.

2.8 Dyeability

Single fiber of PDA-cotton, CHPTAC-cotton, and raw cotton fabrics were taken out. Cotton fabrics were wrapped in wool and sliced with a Hastelloy slicer. Under the Leica microscope (Leica Microsystems Co, Ltd., German), the cross-sectional appearance of the cotton fabrics was examined to determine its dye permeability.

3 Results and discussion

3.1 Adsorption process of reactive dyes on cotton fabrics

The constant temperature dyeing rate curves of PDA-cotton, CHPTAC-cotton, and raw cotton fabrics were shown in Fig. 4.

From Fig. 4(a), it could be seen that at 50 °C, the dyeing exhaustion rate of the PDA-cotton rapidly increased with the dyeing time in the initial stage. It demonstrated the adsorption process had a positive correlation with the adsorption time. The dye was adsorbed faster by modified cotton fabrics in the first 200 minutes. After about 250 minutes, the dyeing exhaustion rate remained basically unchanged. It showed that the adsorption process of reactive dyes on cotton fabrics gradually reached equilibrium. The reactive dye might already have covered on the surface of cotton fabrics.⁴¹ This might be because the cation position on the modified cotton fabrics was limited. When the adsorption sites were filled, the reactive dyes were no longer adsorbed by the modified cotton fabrics.

As could be observed in Fig. 4(c), similar results were also obtained in the adsorption experiments on CHPTAC-cotton. However, from Fig. 4(b), it could be noted that the amount of dye adsorption on raw cotton fabrics increased slowly and continuously with time, and did not reach adsorption equilibrium. From the Fig. 4(a), the equilibrium adsorption capacity at 30 °C was 16.48 mg g⁻¹, and the equilibrium adsorption

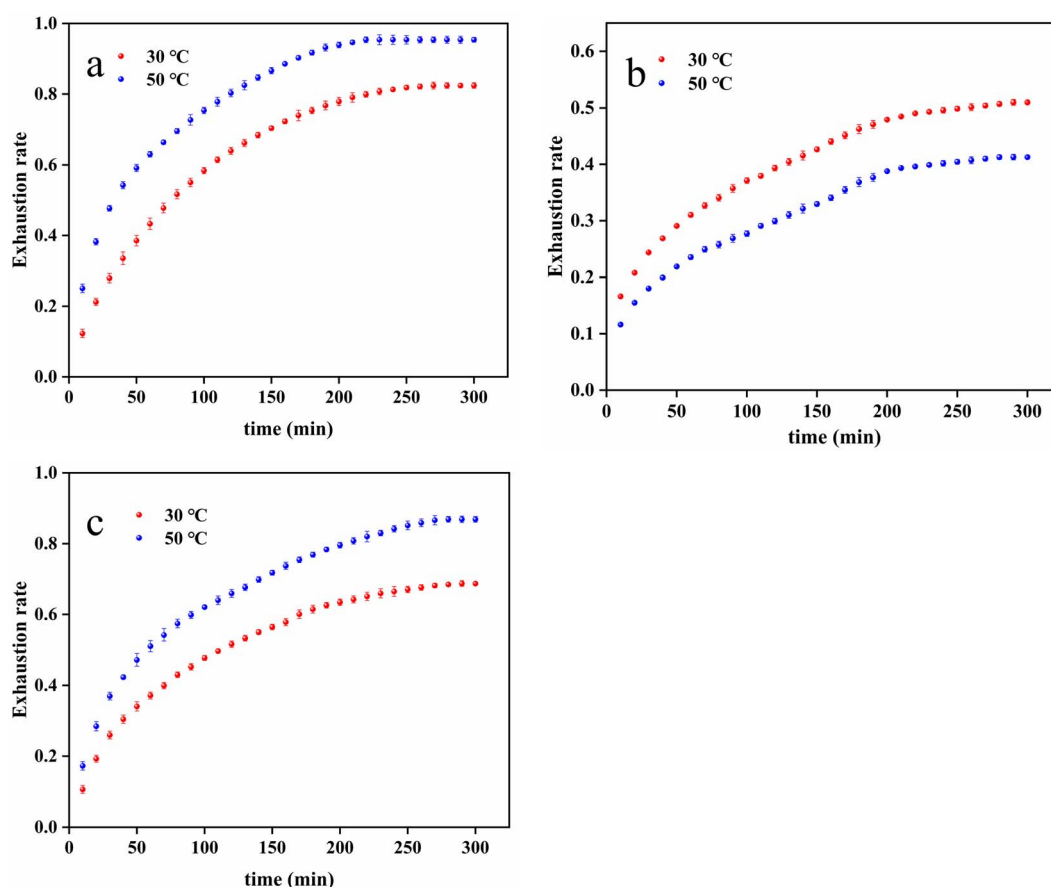


Fig. 4 The constant temperature dyeing rate curve of (a) PDA-cotton, (b) raw cotton fabrics, and (c) CHPTAC-cotton.

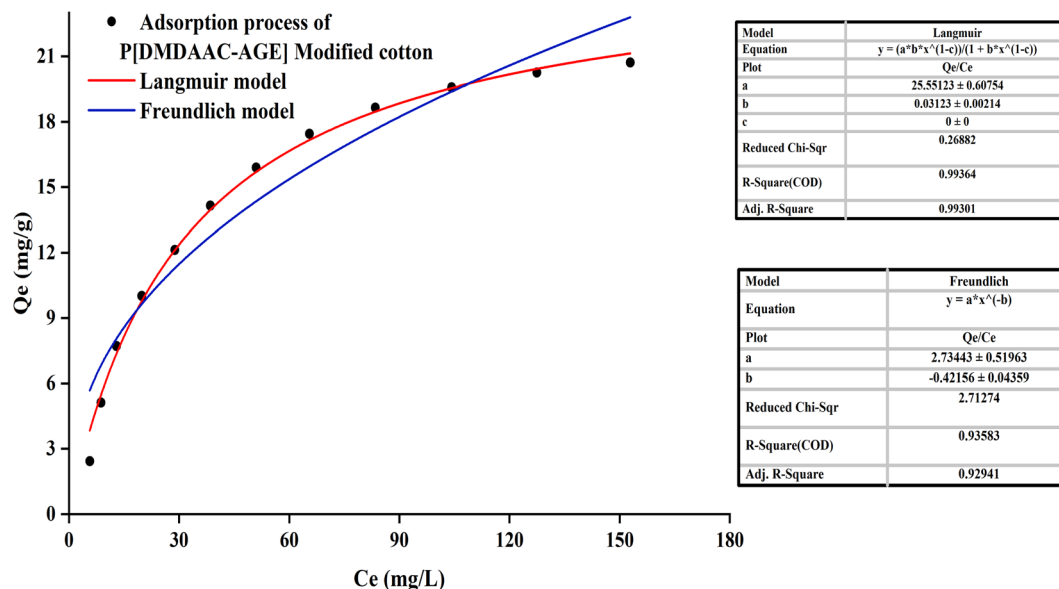


Fig. 5 Fitting of an adsorption model of PDA-cotton.

capacity at 50 °C was 18.54 mg g⁻¹. The equilibrium adsorption capacity of PDA-cotton at 30 °C was less than that at 50 °C. The adsorption results of CHPTAC-cotton and PDA-cotton at 30 °C and 50 °C were roughly the same, but its equilibrium adsorption capacity was lower than that of PDA-cotton. The equilibrium adsorption capacity of CHPTAC-cotton at 30 °C was 13.74 mg g⁻¹, and the equilibrium adsorption capacity at 50 °C was 17.37 mg g⁻¹. The traditional dyeing process of raw cotton fabrics was exothermic. When the temperature raised, dyes were sometimes difficult to adsorb onto cotton fabrics.

According to the slope of the dyeing curve of the PDA-cotton, it could be seen that the lower the temperature, the lower the

dyeing rate. Therefore, for the level dyeing of cotton fabrics, the dyeing temperature could be appropriately lowered at the beginning of dyeing. In this way, the dye could be dyed slowly and evenly.

3.2 Investigation of the adsorption isotherm

The equilibrium adsorption isotherm was necessary to describe the interactive behavior between dyeing solution and cotton fiber. The Langmuir-model was applied in many dye adsorption processes and was expressed by formula (4).

$$C_e/Q = 1/(Q_0 \times b) + C_e/Q_0 \quad (4)$$

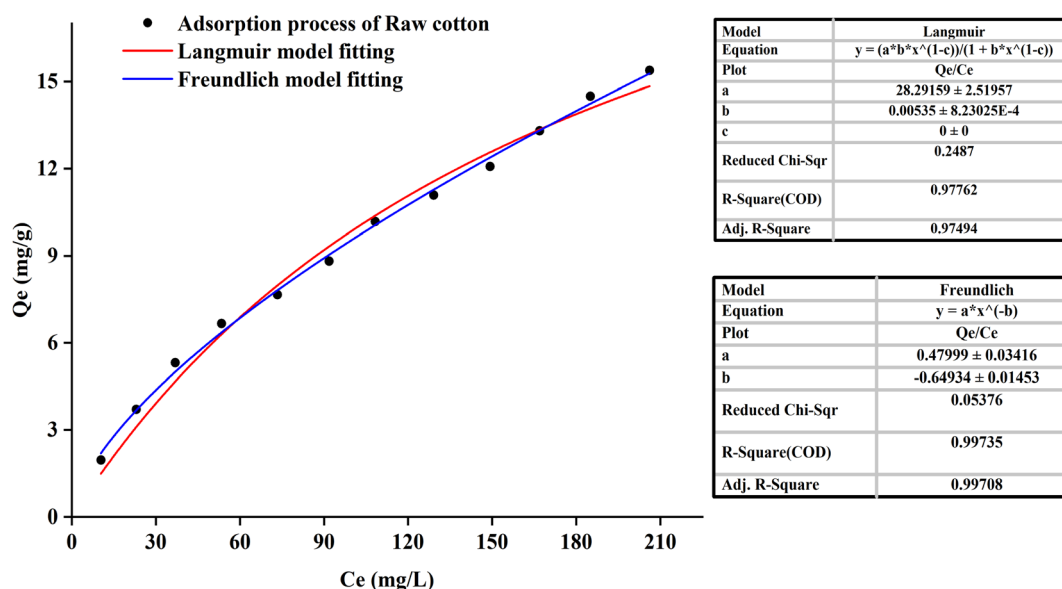


Fig. 6 Fitting of an adsorption model of the untreated cotton fabrics.



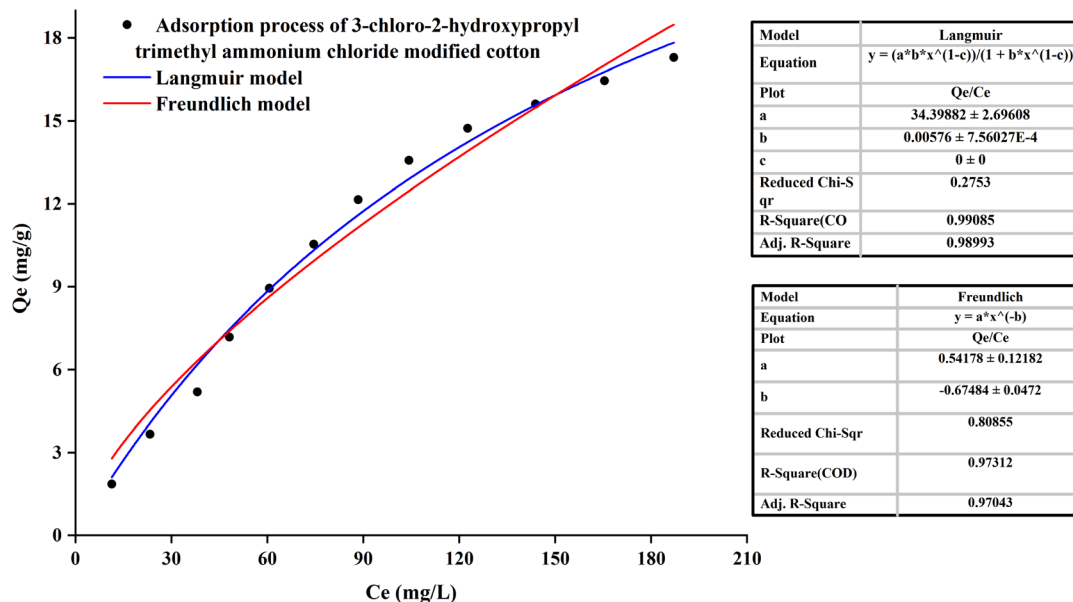


Fig. 7 Fitting of the adsorption model of CHPTAC-cotton.

The Freundlich-model was expressed by formula (5).

$$\ln Q = 1/n \times \ln C_e + \ln K \quad (5)$$

where C_e was the concentration of the dye solution at adsorption equilibrium (mg L^{-1}), Q was the amount of dye adsorbed on the fabrics (mg g^{-1}), Q_0 was the maximum adsorption amount of dye (mg g^{-1}), b was the Langmuir constant, K and n were Freundlich constants. The fitting results of the three cotton fabrics adsorption test data were shown in Fig. 5–7 respectively.

The equilibrium adsorption isotherm was essential to describe the interaction between solute and adsorbent.⁴² It could be observed in Fig. 5 that for the PDA-cotton, the correlation coefficient of adsorption curve fitting the Langmuir-model ($R = 0.9936$) was greater than that of the Freundlich-model ($R = 0.9358$). It suggested that the adsorption patterns of reactive dye on the PDA-cotton were basically Langmuir-type adsorption. After cotton fabrics were modified with PDA, there were many localized adsorption sites on PDA-cotton. Therefore, in the salt-free dyeing process of the modified cotton fabrics, the adsorption of reactive dyes was assisted by ionic attraction between the cationic sites of modified cotton fabrics and the anions of reactive dyes. It resulted in a Langmuir-type adsorption.

It could be seen from Fig. 6 that the correlation coefficient ($R = 0.9776$) of the original cotton fabrics adsorption curve fitting the Langmuir-model was smaller than the correlation coefficient ($R = 0.9971$) of the Freundlich-model. Raw cotton fabrics were basically in line with the Freundlich-model. It demonstrated that the adsorption process was mainly based on the non-localized adsorption of multi-molecular layers. The reactive dye was adsorbed on cotton fabrics through van der Waals force, hydrogen bonding force, *etc.*, and the dye molecule was not fixed in a specific position.

Freundlich adsorption was physical adsorption process. And the characteristic of Freundlich adsorption was that the amount of dye adsorbed into the fiber increased with the increase of dye concentration in the dyeing solution. At the same time, the trend would become smaller and had no clear boundaries. It also explained why raw cotton fabrics did not reach adsorption equilibrium.

It could be noted from Fig. 7 that for the CHPTAC-cotton, the fitting results of the isothermal adsorption were roughly the same as those of PDA-cotton.

3.3 Adsorption thermodynamics of reactive dyes on cationic cotton fabrics

The standard affinity, the enthalpy change and the entropy variation were often used to describe the dyeing capability of given dyestuff on a solid substrate. These values were dependent on the properties of the dye and the cotton fiber when the temperature, the pressure and the quantity of the other components were constant in certain dyeing systems.⁴² The standard affinity ($\Delta\mu$) was the standard chemical potential difference between the dye bath and the fabrics, which could be used to measure the trend of dye adsorption onto the fabrics. The standard affinity ($\Delta\mu$) was expressed by formula (6).

$$-\Delta\mu = R \times T \times \ln([D]_f/[D]_s) \quad (6)$$

where R was the gas constant ($8.314 \text{ J mol}^{-1} \text{ K}^{-1}$), T was the adsorption temperature (K), $[D]_f$ was the dye concentration on the fabrics, $[D]_s$ was the dye concentration of the adsorption solution.

The enthalpy change (ΔH) and the entropy change (ΔS) were expressed by formula (7) and (8).

$$\Delta H = (T_2 \times \Delta\mu_1 - T_1 \times \Delta\mu_2) \times (T_2 - T_1) \quad (7)$$



Table 1 Thermodynamic parameters of three cotton fabrics at 30 °C and 50 °C respectively

Type	Temperature K	$-\Delta\mu$ kJ mol ⁻¹	ΔH kJ mol ⁻¹	ΔS kJ mol ⁻¹
PDA-cotton	303	18.523	40.593	0.195
	323	22.425		
Raw cotton	303	15.351	-22.686	-0.024
fabrics	323	14.866		
CHPTAC-cotton	303	17.088	41.722	0.194
	323	20.970		

$$\Delta\mu = \Delta H - T \times \Delta S \quad (8)$$

where T was the adsorption temperature (K). $-\Delta\mu_1$ and $-\Delta\mu_2$ were standard affinity at different temperature, respectively.

The calculated dyeing affinity ($-\Delta\mu$), enthalpy change (ΔH), and entropy change (ΔS) at 30 °C and 50 °C are shown in Table 1.

The standard affinity was a measure of the tendency of the dye moving from its standard state in solution to its standard state in fiber.⁴² The values of $\Delta\mu$ and ΔH of raw cotton fabrics were negative. It shown that the adsorption process of reactive dye on cotton fabrics was a spontaneous and exothermic process. However, the dyeing results of PDA-cotton and CHPTAC-cotton were opposite with those of raw cotton fabrics. The enthalpy change (ΔH) values of PDA-cotton and CHPTAC-cotton were 40.593 kJ mol⁻¹ and 41.722 kJ mol⁻¹, which were greater than zero, respectively.

The enthalpy change in adsorption processes were positive. The results indicated that the dye adsorbed on modified cotton fabrics were endothermic process. When the temperature was low, it was difficult to enter the amorphous region of the cotton fabrics. But when the temperature increased, the dyeing molecules easily diffused into the fabrics and combined with the modified cotton fabrics.

Entropy was one of the important parameters to characterize the state of matter in thermodynamics. Its physical meaning was a measure of the degree of system confusion.⁴² The entropy

change (ΔS) values of raw cotton fabrics at 30 °C and 50 °C were -0.024 kJ mol⁻¹, which were less than zero. This indicated that the system disorder caused by raw cotton fabrics dyeing was decreased. The dyeing entropy of raw cotton fabrics was the same as most dyeing systems.

The entropy change (ΔS) values of PDA-cotton at 30 °C and 50 °C were 0.195 kJ mol⁻¹, which were greater than zero, respectively. The entropy change (ΔS) values of CHPTAC-cotton at 30 °C and 50 °C were 0.194 kJ mol⁻¹, which were also greater than zero. This indicated that the system disorder caused by modified cotton fabrics dyeing was increased.

3.4 Kinetic parameters

In order to further explore the diffusion process of reactive dye in the modified cotton fabrics, the pseudo-first-order and pseudo-second-order models were applied to analyze the experimental data.⁴² The linear forms of the pseudo-first-order kinetics equation and the pseudo-second-order kinetics equation were shown in formula (9) and (10), respectively.

$$\ln(Q_e - Q_t) = \ln Q_e - k_1 \times t \quad (9)$$

$$t/Q_t = 1/(k_2 \times Q_e^2) + t/Q_e \quad (10)$$

where Q_t was the dye adsorption amount at a certain moment.

The pseudo-first-order and pseudo-second-order adsorption kinetic curves of the three cotton fabrics were presented in Fig. 8–10, respectively. And the kinetic parameters determined from slopes and intercepts of the curves were provided in Tables 2 and 3.

Tables 2 and 3 showed how the data in Fig. 8–10 were calculated.

It could be seen from Table 2 and 3 that the correlation coefficient (R^2) value of modified cotton fabrics fitting pseudo-second-order kinetic model was higher than that of pseudo-first-order kinetic model. At 30 °C, the correlation coefficient (R^2) values of PDA-cotton and CHPTAC-cotton were 0.9916 and 0.9998, respectively. At 50 °C, the correlation coefficient (R^2) of the pseudo-second-order kinetic model were 0.9999 and 0.9992,

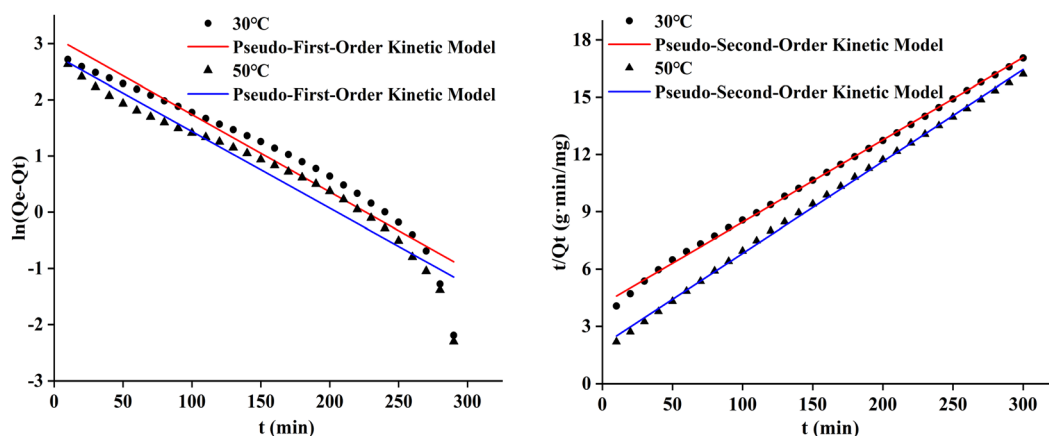
**Fig. 8** Fitting of an adsorption kinetic model of PDA-cotton.

Table 2 Pseudo-first-order kinetic model data

Modification status	Temperature (°C)	$Q_{e,exp}$ (mg g ⁻¹)	Pseudo-first-order kinetic		
			k_1 (min ⁻¹)	$Q_{e,cal}$ (mg g ⁻¹)	R^2
PDA-cotton	30	17.59	1.378×10^{-2}	22.61	0.9289
	50	18.50	1.364×10^{-2}	16.48	0.9416
CHPTAC-cotton	30	13.52	1.306×10^{-2}	16.26	0.9647
	50	17.62	1.444×10^{-2}	20.09	0.9056
Raw cotton fabrics	30	10.19	1.193×10^{-2}	11.59	0.8408
	50	8.25	1.059×10^{-2}	10.60	0.9139

Table 3 Pseudo-second-order kinetic model data

Modification status	Temperature (°C)	$Q_{e,exp}$ (mg g ⁻¹)	Pseudo-second-order kinetic		
			k_2 (min ⁻¹)	$Q_{e,cal}$ (mg g ⁻¹)	R^2
PDA-cotton	30	17.59	1.262×10^{-3}	17.56	0.9916
	50	18.50	1.681×10^{-3}	18.90	0.9999
CHPTAC-cotton	30	13.52	1.201×10^{-3}	14.32	0.9998
	50	17.62	1.302×10^{-3}	17.76	0.9992
Raw cotton fabrics	30	10.19	8.395×10^{-4}	15.08	0.9502
	50	8.25	1.297×10^{-3}	10.76	0.9784

respectively. The calculated equilibrium adsorption capacity of dye was closer to that observed in the pseudo-second-order kinetic model. These results suggested that the absorption of reactive dye on modified cotton fabrics obeyed the pseudo-second-order kinetics model. The pseudo-second-order kinetics model could better describe the absorption and diffusion process of reactive dye into modified cotton fabrics. The correlation coefficient (R^2) of the pseudo-second-order kinetic model of raw cotton fabrics adsorption was greater than that of the pseudo-first-order kinetic model.

3.5 The activation energy

The activation energy could be used to measure the difficulty of dyeing. The activation energy was shown in formula (11).

$$\ln k = \ln A - E_a/RT \quad (11)$$

where k was the reaction rate constant at different temperatures (k was taken as the pseudo-second-order kinetics rate constant k_2), ($g\ mg^{-1}\ min^{-1}$), R was the gas constant ($8.314\ J\ mol^{-1}\ K^{-1}$), T was the absolute temperature (K), E_a was the activation energy ($kJ\ mol^{-1}$). The calculation results were shown in Table 4.

Compared with the conventional dyeing activation energy, the dyeing activation energy of two modified cotton fabrics decreased. It shown that the modification of cotton fabrics reduced the dye diffusion resistance and made the dyeing process easy.

3.6 Diffusion coefficient

The diffusion coefficient of dyes was usually used to qualitatively analyze the diffusion properties of dyes in fibers. If the dye diffusion rate was high, the time required for complete dyeing

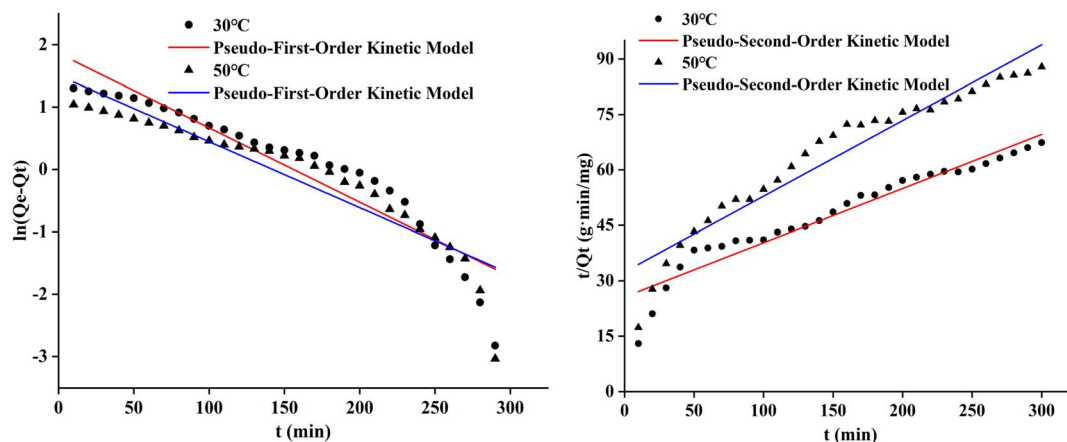


Fig. 9 Fitting of untreated cotton fabrics adsorption kinetics model.



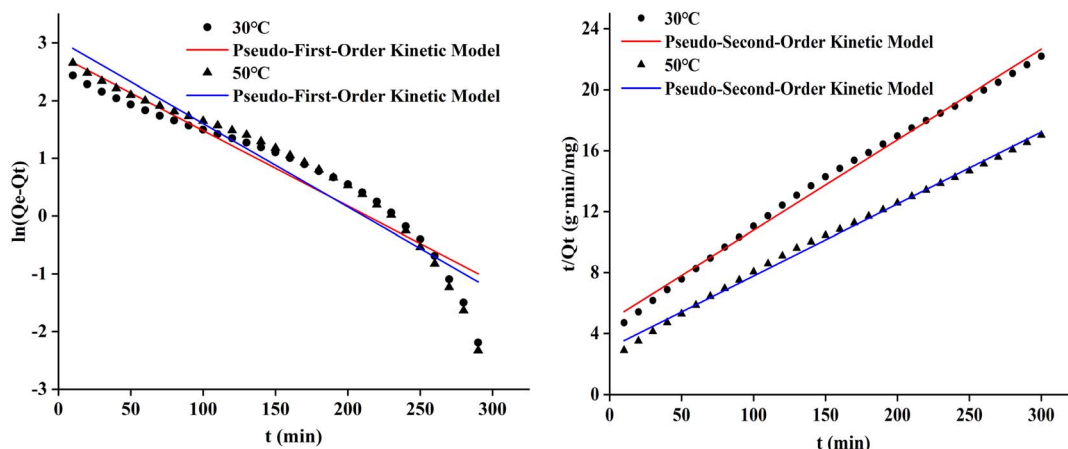


Fig. 10 Fitting of the adsorption kinetic model of CHPTAC-cotton.

Table 4 The activation energy data of three cotton fabrics

Fabric	E_a
PDA-cotton	11.674
CHPTAC-cotton	9.107
Raw cotton fabrics	17.714

of the fiber would be shorter. The diffusion coefficient of dye was calculated by Hill formula (12).

$$M_t/M_\infty = 1 - 4 \sum_{n=1}^{\infty} \frac{e^{-V_n^2 D t / r^2}}{V_n^2} \quad (12)$$

Table 5 Diffusion coefficients of three cotton fabrics at different temperatures

Time (min)	Diffusion coefficients $D/(\times 10^{-14} \text{ (m}^2 \text{ s}^{-1}\text{)})$					
	PDA-cotton		CHPTAC-cotton		Raw cotton fabrics	
	30 °C	50 °C	30 °C	50 °C	30 °C	50 °C
10	7.6129943	12.458989	7.8844850	10.151143	2.1240030	1.5882892
20	6.5748586	9.5786854	7.1582825	8.3639705	1.3070788	0.9926808
30	5.7674199	8.7525517	6.4320799	7.2440087	0.9803091	0.7941446
40	5.1906779	7.4686953	5.6540057	6.2193627	0.8169242	0.6948765
50	4.7754237	6.5108267	5.0626693	5.5473856	0.7188933	0.6353157
60	4.4697504	5.7829359	4.5992829	5.0040849	0.7080010	0.5956084
70	4.2266949	5.2055993	4.2386517	4.5547385	0.7002208	0.5483379
80	4.0011476	4.7223589	3.9941141	4.2177287	0.6739625	0.5294297
90	3.7872724	4.3465052	3.7347560	3.9079520	0.6716932	0.5294297
100	3.6161723	4.0056321	3.5480182	3.6458333	0.6698778	0.5029582
110	3.4604519	3.7145569	3.3575080	3.4183749	0.6386862	0.4812997
120	3.3018475	3.4719943	3.1987494	3.2288262	0.6263086	0.4522212
130	3.1543350	3.2770543	3.0484547	3.0574409	0.6158352	0.4276163
140	3.0278954	3.1003937	2.9196307	2.9309640	0.5951876	0.4065264
150	2.9067796	2.9472878	2.7941508	2.8118191	0.5664008	0.3970723
160	2.8008035	2.8049472	2.6843559	2.7075674	0.5412123	0.3815008
170	2.6971169	2.6793525	2.6240933	2.6071703	0.5189871	0.3805276
180	2.5953389	2.5602702	2.5359454	2.5099854	0.5173853	0.3760127
190	2.5042744	2.4537228	2.4461560	2.4230306	0.4987537	0.3751737
200	2.4136652	2.3578302	2.3549712	2.3376225	0.4819853	0.3639829
210	2.3316855	2.2710702	2.2724706	2.2603485	0.4745940	0.3609748
220	2.2492937	2.1921975	2.1974701	2.1900995	0.4678748	0.3592559
230	2.1740665	2.1143586	2.1289913	2.1197428	0.4627398	0.3510349
240	2.0978990	2.0430063	2.0575739	2.0612064	0.4619237	0.3474382
250	2.0278248	1.9773622	1.9918699	2.0016339	0.4574775	0.3388354
260	1.9564863	1.9167676	1.9312200	1.9411450	0.4461663	0.3308936
270	1.8904321	1.8556997	1.8750627	1.8851367	0.4356929	0.3235404
280	1.8229166	1.7989938	1.8155064	1.8229166	0.4259676	0.3214395
290	1.7600574	1.7508183	1.7600574	1.7600574	0.4169130	0.3194834
300	1.7013888	1.7013888	1.7013888	1.7013888	0.4084621	0.3132459



Table 6 Half-dyeing time data

Modification status	Temperature (°C)	$t_{1/2}$ (min)
PDA-cotton	30	45.12
	50	31.48
CHPTAC-cotton	30	58.14
	50	43.25
Raw cotton fabrics	30	99.61
	50	65.58

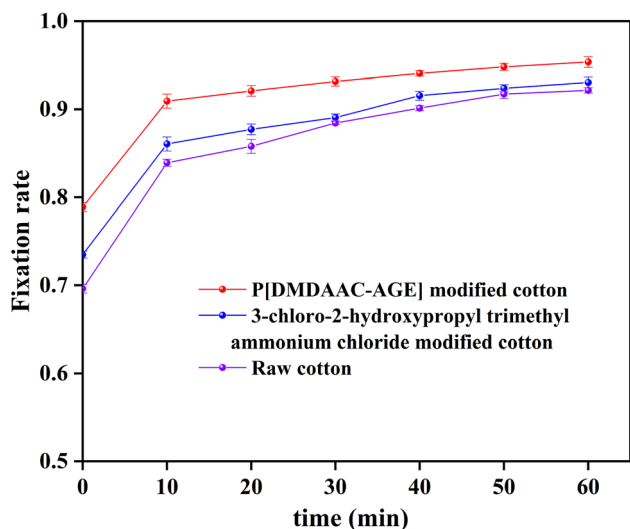


Fig. 11 Fixation rate of three kinds of cotton fabrics.

where D was the dye diffusion coefficient, T was the dyeing time, R was half of the fiber diameter, M_t was the amount of dye on the fiber, M_∞ was the amount of dye absorbed on the fiber after reaching the dyeing balance, V_n varied with dye uptake. The calculation results were shown in Table 5.

It could be seen from Table 5 that the average diffusion coefficient of modified cotton fabrics was smaller than that of raw cotton fabrics. The possible reason was the combination of cationic additives and hydroxyl groups on cellulose fibers. The diffusion coefficient of raw cotton fabrics and modified cotton fabrics would increase to a certain extent when the temperature was increased. The reason might be that the thermal motion of

dye molecules accelerated with the increase of temperature. As a result, the diffusion coefficient of dye molecules increased.

3.7 Half-dyeing time

The half-dyeing time was the time required to reach half the equilibrium adsorption capacity and was expressed by $t_{1/2}$.⁴² When formula (13) and (14) were brought into formula (10), the calculation equation of half-dyeing time was shown in formula (15), and the data were calculated and sorted, as shown in Table 6.

$$t = t_{1/2} \quad (13)$$

$$Q_t = Q_e/2 \quad (14)$$

$$t_{1/2} = 1/(k \times Q_e) \quad (15)$$

It could be seen from Table 6 that the half-dyeing time of three cotton fabrics all decreased with the increase of temperature. As the temperature rose from 30 °C to 50 °C, cotton fabrics began to swell. The thermal motion of dye molecules was also accelerated. The dyeing speed was increased, and the corresponding half dyeing time was shortened.

3.8 The effect of color fixation rate

The fixation rate of the three cotton fabrics was calculated by formula (16) and plotted as a graph. As shown in Fig. 11.

$$F = (A_0 - A_1 - A_2)/(A_0 - A_1) \times 100\% \quad (16)$$

From Fig. 11, we found that all three cotton fabrics had high fixation. However, modified cotton fabrics had higher fixation rate than the unmodified cotton fabrics. Fixation rates of PDA-cotton, CHPTAC-cotton and raw cotton fabrics were 94.8%, 92.6%, and 91.7%, respectively. In alkaline environment, the active groups of reactive dyes and cellulose of cotton fabrics could further react to form covalent bonds.

3.9 Penetration of dyes

Three kinds of cotton fabrics were wrapped in wool and sliced with a Hastelloy slicer. The cross sections were presented in Fig. 12.



Fig. 12 Fabrics cross section of (a) PDA-cotton, (b) CHPTAC-cotton and (c) raw cotton fabrics.



It could be seen from Fig. 12a–c that reactive dyes had wonderful permeability on PDA-cotton, CHPTAC-cotton and raw cotton fabrics. However, the dyeing color of raw cotton fabrics were lighter than that of CHPTAC-cotton and PDA-cotton.

4 Conclusion

In this investigation, the adsorption and fixation processes of reactive dyes on modified and unmodified cotton fabrics were examined. The adsorption capacity of reactive dye on PDA-cotton increased with the increase of temperature. The adsorption isotherm conformed to Langmuir-model. Adsorption capacity and rate increased with temperature. The adsorption model of unmodified cotton fabrics was consistent with the Freundlich-model. The reaction type was exothermic reaction. The increase of temperature was not conducive to dye adsorption. Three kinds of cotton fabrics had high fixation rate, above 90%. All three cotton fabrics had good dye permeability.

Ethical statement

This study following compliance with ethical standards, this study does not involve human participants, animals, and potential conflicts of interest.

Author contributions

Xiaolei Zhai/investigation; writing-original draft. Jinwei Ma/investigation; data curation. Yanxiu Wu/investigation; data curation. Tianjie Niu/investigation; data curation. Deshuai Sun/investigation; validation. Xiaodong Zhang/conceptualization; supervision. Long Fang/conceptualization; methodology; reviewing and editing; supervision.

Conflicts of interest

The authors declare that they have no conflict of interest.

Acknowledgements

This work was supported by Shandong Provincial Natural Science Foundation (grant number ZR2020MB135) and Shandong Key Technology Research and Development Program (grant number 2018GGX108005).

References

- 1 A. Haji, S. M. Bidoki and F. Gholami, Isotherm and kinetic studies in dyeing of citric acid-crosslinked cotton with cationic natural dye, *Fibers Polym.*, 2020, **21**, 2547–2555, DOI: [10.1007/s12221-020-1053-8](https://doi.org/10.1007/s12221-020-1053-8).
- 2 G. Yang, H. Kong, Y. Chen, *et al.*, Recent advances in the hybridization of cellulose and carbon nanomaterials: interactions, structural design, functional tailoring, and applications, *Carbohydr. Polym.*, 2022, **279**, 118947, DOI: [10.1016/j.carbpol.2021.118947](https://doi.org/10.1016/j.carbpol.2021.118947).
- 3 J. Zhou, Q. Luo, P. Gao, *et al.*, Assembly of graphene oxide on cotton fiber through dyeing and their properties, *RSC Adv.*, 2020, **10**, 11982–11989, DOI: [10.1039/d0ra01588a](https://doi.org/10.1039/d0ra01588a).
- 4 N. Arivithamani and V. R. G. Dev, Cationization of cotton for industrial scale salt-free reactive dyeing of garments, *Clean Technol. Environ.*, 2017, **19**, 2317–2326, DOI: [10.1007/s10098-017-1425-y](https://doi.org/10.1007/s10098-017-1425-y).
- 5 N. V. Nikolaeva, V. A. Gribkova, N. V. Vasilievich, *et al.*, Analysis of the properties of active dyes, *IOP Conf. Ser.: Earth Environ. Sci.*, 2021, **677**, 052046, DOI: [10.1088/1755-1315/677/5/052046](https://doi.org/10.1088/1755-1315/677/5/052046).
- 6 B. Gao, X. Huang, T. Jiang, *et al.*, Sustainable dyeing of ramie fiber with ternary reactive dye mixtures in liquid ammonia, *RSC Adv.*, 2022, **12**, 19253–19264, DOI: [10.1039/d2ra03288k](https://doi.org/10.1039/d2ra03288k).
- 7 X. Wei, M. Wei and Z. Shufen, A new way to improve the light-fastness of azo reactive dyes through the introduction of benzene sulfonamide derivatives into the triazine ring, *RSC Adv.*, 2019, **9**, 17658–17663, DOI: [10.1039/c9ra02108f](https://doi.org/10.1039/c9ra02108f).
- 8 C. Cao, Z. Zhao, Y. Qi, *et al.*, Effects of alkanolamine solvents on the aggregation states of reactive dyes in concentrated solutions and the properties of the solutions, *RSC Adv.*, 2021, **11**, 10929–10934, DOI: [10.1039/d0ra10656a](https://doi.org/10.1039/d0ra10656a).
- 9 Z. Huang, Y. Chen, R. Wang, *et al.*, An acrylate AIE-active dye with a two-photon fluorescent switch for fluorescent nanoparticles by RAFT polymerization: synthesis, molecular structure and application in cell imaging, *RSC Adv.*, 2020, **10**, 5704–5711, DOI: [10.1039/c9ra10430e](https://doi.org/10.1039/c9ra10430e).
- 10 P. J. Hauser and A. H. Tabb, Improving the environmental and economic aspects of cotton dyeing using a cationised cotton, *Color. Technol.*, 2006, **117**, 282–288, DOI: [10.1111/j.1478-4408.2001.tb00076.x](https://doi.org/10.1111/j.1478-4408.2001.tb00076.x).
- 11 L. Chen, B. Wang, X. Ruan, *et al.*, Hydrolysis-free and fully recyclable reactive dyeing of cotton in green, non-nucleophilic solvents for a sustainable textile industry, *J. Cleaner Prod.*, 2015, **107**, 550–556, DOI: [10.1016/j.jclepro.2015.05.144](https://doi.org/10.1016/j.jclepro.2015.05.144).
- 12 E. Mouxiou, I. Eleftheriadis, N. Nikolaidis, *et al.*, Reactive dyeing of cellulosic fibers: use of cationic surfactants and their interaction with reactive dyes, *J. Appl. Polym. Sci.*, 2008, **108**, 1209–1215, DOI: [10.1002/app.27705](https://doi.org/10.1002/app.27705).
- 13 M. Irfan, K. Xie and A. Hou, Effect of reactive dye structures and substituents on cellulose fabric dyeing, *Fibers Polym.*, 2020, **21**, 2018–2023, DOI: [10.1007/s12221-020-9472-0](https://doi.org/10.1007/s12221-020-9472-0).
- 14 F. M. Drumond Chequer, G. A. R. de Oliveira, E. R. Anastacio Ferraz, *et al.*, Textile dyes: dyeing process and environmental impact, in *eco-friendly textile dyeing and finishing*, 2013, DOI: [10.5772/53659](https://doi.org/10.5772/53659).
- 15 Y. Zhang and W. Zhang, Clean dyeing of cotton fiber using a novel nicotinic acid quaternary triazine cationic reactive dye: salt-free, alkali-free, and non-toxic by-product, *Clean Technol. Environ.*, 2014, **17**, 563–569, DOI: [10.1007/s10098-014-0821-9](https://doi.org/10.1007/s10098-014-0821-9).
- 16 G. W. Wang, L. H. Zhuang, J. Sun, *et al.*, Salt-free dyeing of ramie fabric with an amino-terminated hyperbranched polymer, *Cellulose*, 2014, **21**, 3725–3736, DOI: [10.1007/s10570-014-0345-9](https://doi.org/10.1007/s10570-014-0345-9).



- 17 J. Ru, X. Qian and Y. Wang, Low-salt or salt-free dyeing of cotton fibers with reactive dyes using liposomes as dyeing/level-dyeing promoters, *Sci. Rep.*, 2018, **8**, 13045, DOI: [10.1038/s41598-018-31501-7](https://doi.org/10.1038/s41598-018-31501-7).
- 18 L. Liu and J. Yao, Salt-free dyeability of thiourea grafted cotton fabric, *Fibers Polym.*, 2011, **12**, 42–49, DOI: [10.1007/s12221-011-0042-3](https://doi.org/10.1007/s12221-011-0042-3).
- 19 L. Fang, X. Zhang, J. Ma, *et al.*, Eco-friendly cationic modification of cotton fabrics for improving utilization of reactive dyes, *RSC Adv.*, 2015, **5**, 45654–45661, DOI: [10.1039/c5ra05887b](https://doi.org/10.1039/c5ra05887b).
- 20 N. Arivithamani and V. R. Giri Dev, Characterization and comparison of salt-free reactive dyed cationized cotton hosiery fabrics with that of conventional dyed cotton fabrics, *J. Cleaner Prod.*, 2018, **183**, 579–589.
- 21 B. F. Abdel-Wahab, H. A. Mohamed and H. M. Fahmy, Novel hydrazono-hydrazonoyl chlorides containing pyrazole moiety for concurrent dyeing and practical finishing of cotton fabrics, *J. Mater. Res. Technol.*, 2020, **9**, 7380–7386, DOI: [10.1016/j.jmrt.2020.04.066](https://doi.org/10.1016/j.jmrt.2020.04.066).
- 22 L. Gao, C. Wang and Y. Wei, Enhanced binding capacity of boronate affinity fibrous material for effective enrichment of nucleosides in urine samples, *RSC Adv.*, 2016, **6**, 28470–28476, DOI: [10.1039/c5ra27898h](https://doi.org/10.1039/c5ra27898h).
- 23 M. Li, L. Zhang, M. Qiu, *et al.*, Dyeing property of fluorescent pigment latex on cationic knitted cotton fabrics, *Text. Res. J.*, 2017, **89**, 422–433, DOI: [10.1177/0040517517748494](https://doi.org/10.1177/0040517517748494).
- 24 M. Rehan, S. A. Mahmoud, H. M. Mashaly, *et al.*, β -Cyclodextrin assisted simultaneous preparation and dyeing acid dyes onto cotton fabric, *React. Funct. Polym.*, 2020, **151**, 104573, DOI: [10.1016/j.reactfunctpolym.2020.104573](https://doi.org/10.1016/j.reactfunctpolym.2020.104573).
- 25 N. Arivithamani and V. R. Giri Dev, Sustainable bulk scale cationization of cotton hosiery fabrics for salt-free reactive dyeing process, *J. Cleaner Prod.*, 2017, **149**, 1188–1199, DOI: [10.1016/j.jclepro.2017.02.162](https://doi.org/10.1016/j.jclepro.2017.02.162).
- 26 F. Giacomini, A. A. U. de Souza and M. A. S. D. de Barros, Cationization of cotton with ovalbumin to improve dyeing of modified cotton with cochineal natural dye, *Text. Res. J.*, 2020, **90**, 1805–1822, DOI: [10.1177/0040517519899652](https://doi.org/10.1177/0040517519899652).
- 27 W. Dong, M. Zhou, Y. Li, *et al.*, Low-salt dyeing of cotton fabric grafted with pH-responsive cationic polymer of polyelectrolyte 2-(N,N-dimethylamino)ethyl methacrylate, *Colloids Surf., A*, 2020, **594**, 124573, DOI: [10.1016/j.colsurfa.2020.124573](https://doi.org/10.1016/j.colsurfa.2020.124573).
- 28 W. Ma, S. Du, S. Yan, *et al.*, Salt free dyeing of modified cotton through graft polymerization with highly enhanced dye fixation and good strength properties, *Polymers*, 2020, **12**, 462, DOI: [10.3390/polym12020462](https://doi.org/10.3390/polym12020462).
- 29 S. Kim, J. Nakamatsu, D. Maurtua, *et al.*, Formation, antimicrobial activity, and controlled release from cotton fibers with deposited functional polymers, *J. Appl. Polym. Sci.*, 2016, **133**, DOI: [10.1002/app.43054](https://doi.org/10.1002/app.43054).
- 30 L. Wang, G. Xie, X. Mi, *et al.*, A single-step pad-steam cationisation and dyeing process for improving dyeing properties of cotton fabrics, *Color. Technol.*, 2022, **138**, 509–521, DOI: [10.1111/cote.12608](https://doi.org/10.1111/cote.12608).
- 31 L. Pei, Y. Luo, M. A. Saleem, *et al.*, Sustainable pilot scale reactive dyeing based on silicone oil for improving dye fixation and reducing discharges, *J. Cleaner Prod.*, 2021, **279**, 123831, DOI: [10.1016/j.jclepro.2020.123831](https://doi.org/10.1016/j.jclepro.2020.123831).
- 32 F. Zhang, Y. Chen, H. Lin, *et al.*, Synthesis of an amino-terminated hyperbranched polymer and its application in reactive dyeing on cotton as a salt-free dyeing auxiliary, *Color. Technol.*, 2007, **123**, 351–357, DOI: [10.1111/j.1478-4408.2007.00108.x](https://doi.org/10.1111/j.1478-4408.2007.00108.x).
- 33 S. M. Burkinshaw, M. Mignanelli, P. E. Froehling, *et al.*, The use of dendrimers to modify the dyeing behaviour of reactive dyes on cotton, *Dyes Pigm.*, 2000, **47**, 259–267, DOI: [10.1016/S0143-7208\(00\)00053-X](https://doi.org/10.1016/S0143-7208(00)00053-X).
- 34 D. Chen, K. P. Taylor, Q. Hall, *et al.*, The neuropeptides FLP-2 and PDF-1 act in concert to arouse *Caenorhabditis elegans* locomotion, *Genetics*, 2016, **204**, 1151–1159, DOI: [10.1534/genetics.116.192898](https://doi.org/10.1534/genetics.116.192898).
- 35 D. G. Barnes, M. Vidiassov, B. Ruthensteiner, *et al.*, Embedding and publishing interactive, 3-dimensional, scientific figures in portable document format (PDF) files, *PLoS One*, 2013, **8**, e69446, DOI: [10.1371/journal.pone.0069446](https://doi.org/10.1371/journal.pone.0069446).
- 36 M. J. Farrell, R. B. Ormond and W. J. Gabler, Quantitative analysis of trimethyl amine in cotton fabrics cationized with 3-chloro-2-hydroxypropyltrimethylammonium chloride, *Cellulose*, 2015, **22**, 3435–3439, DOI: [10.1007/s10570-015-0692-1](https://doi.org/10.1007/s10570-015-0692-1).
- 37 H. Xiao, K. Yan and B. Ji, Improvement of anti-wrinkle properties of cotton fabrics treated with additives of neutral salts, *Fibers Polym.*, 2018, **19**, 1576–1583, DOI: [10.1007/s12221-018-7954-0](https://doi.org/10.1007/s12221-018-7954-0).
- 38 T. Niu, X. Wang, C. Wu, *et al.*, Chemical modification of cotton fabrics by a bifunctional cationic polymer for salt-free reactive dyeing, *ACS Omega*, 2020, **5**, 15409–15416, DOI: [10.1021/acsomega.0c01530](https://doi.org/10.1021/acsomega.0c01530).
- 39 G. Ke, K. Zhu and M. H. Chowdhury, Dyeing of Cochineal Natural Dye on Cotton Fabrics Treated with Oxidant and Chitosan, *J. Nat. Fibers*, 2019, **18**, 317–329, DOI: [10.1080/15440478.2019.1623742](https://doi.org/10.1080/15440478.2019.1623742).
- 40 G. Ke, S. Chen, Y. Zheng, *et al.*, The dyeing of cotton fabric with natural dye from *Buddlejae flos*, *J. Nat. Fibers*, 2021, 1–11, DOI: [10.1080/15440478.2020.1870610](https://doi.org/10.1080/15440478.2020.1870610).
- 41 P. K. Malik, Use of activated carbons prepared from sawdust and rice-husk for adsorption of acid dyes: a case study of Acid Yellow 36, *Dyes Pigm.*, 2003, **56**, 239–249, DOI: [10.1016/S0143-7208\(02\)00159-6](https://doi.org/10.1016/S0143-7208(02)00159-6).
- 42 Y. Mao, Y. Guan, Q. Zheng, *et al.*, Adsorption thermodynamic and kinetic of disperse dye on cotton fiber modified with tolylene diisocyanate derivative, *Cellulose*, 2011, **18**, 271–279, DOI: [10.1007/s10570-011-9495-1](https://doi.org/10.1007/s10570-011-9495-1).

