

Cite this: *Chem. Sci.*, 2022, 13, 478

All publication charges for this article have been paid for by the Royal Society of Chemistry

Received 3rd October 2021
Accepted 28th November 2021

DOI: 10.1039/d1sc05429e

rsc.li/chemical-science

Hypervalent iodine promoted the synthesis of cycloheptatrienes and cyclopropanes†

Da-Fu Yuan,^{‡a} Zi-Chen Wang,^{‡a} Rui-Sen Geng,^a Guang-Yi Ren,^a James S. Wright,^{Idc} Shao-Fei Ni,^{*b} Ming Li,^a Li-Rong Wen^{Id}*^a and Lin-Bao Zhang^{Id}*^a

A new strategy is reported for intramolecular Buchner-type reactions using PIDA as a promotor. Traditionally, the Buchner reaction is achieved via Rh-carbenoids derived from Rh^{II} catalysts with diazo compounds. Herein, the first metal-free Buchner-type reaction to construct highly strained cycloheptatriene- and cyclopropane-fused lactams is presented. The advantage of these transformations is in their mild reaction conditions, simple operation, broad functional group compatibility and rapid synthetic protocol. In addition, scaled-up experiments and a series of follow-up synthetic procedures were performed to clarify the flexibility and practicability of this method. DFT calculations were carried out to clarify the mechanism.

Introduction

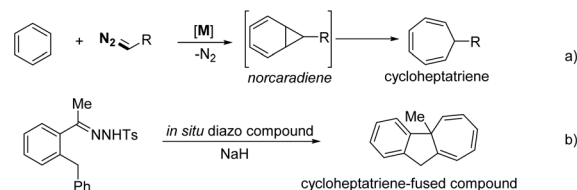
Dearomatisation is an attractive synthetic strategy for the construction of polycyclic molecules as a variety of aromatic compounds are commercially available.¹ Among the various dearomatisations, the Buchner reaction has become an effective method for the preparation of cycloheptatrienes, which are important precursors for non-benzenoid aromatic tropylium ions and useful building blocks in synthetic methodology and total synthesis in the presence of transition metal catalysts.²

Traditionally, the Buchner reaction refers to the cyclopropanation of a benzenoid double bond with metal carbene to generate a norcaradiene, and subsequent electrocyclic ring opening leading to a cycloheptatriene (Scheme 1a).³ The reaction has been extensively studied by the Doyle, Merlic, Xu groups, and others, using mainly copper or rhodium complexes.⁴ Other metal catalysts, such as Ru, Co, Ag and Au salts were also screened.⁵ In these transformations, metal catalysts were essential to fulfill the control of reactivity and selectivity. Furthermore, diazocarbonyl compounds are required as the common surrogate of the carbene complexes in these reaction designs. Recently, the Wang group has described

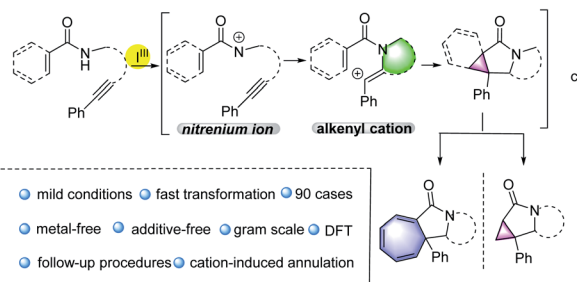
a novel Buchner reaction from *N*-tosylhydrazones through the treatment with base, based on *in situ* generation of diazo compounds (Scheme 1b).⁶ From the aspects of sustainability, environmental friendliness and safety, a metal-free promoted Buchner reaction, related to non-diazo compounds would be highly desirable.

Carbocation chemistry has been firmly established as one of the most important topics in organic synthesis, and cation intermediates have been thoroughly investigated in the past century, thus in turn leading to the development of new synthetic methodologies.⁷ Despite these achievements, a metal-free cation-induced [2 + 1] cyclization (CIC) to generate

Previous work: the traditional Buchner reaction



This work: cation induced [2+1] cyclization for cycloheptatriene and cyclopropane



Scheme 1 The reaction design for the synthesis of cycloheptatrienes and cyclopropanes via metal-free cation induced [2 + 1] cyclisation.

^aState Key Laboratory Base of Eco-Chemical Engineering, College of Chemistry and Molecular Engineering, Qingdao University of Science & Technology, Qingdao, 266042, P. R. China. E-mail: wenlirong@qust.edu.cn; zhang_linbao@126.com

^bDepartment of Chemistry, Shantou University, Shantou, Guangdong, 515063, P. R. China. E-mail: shaofeinee@163.com

^cDepartment of Chemistry, University of Surrey, Guildford GU2 7XH, Surrey, UK. E-mail: j.wright@surrey.ac.uk

† Electronic supplementary information (ESI) available. CCDC 1874173, 1883915 and 1911414. For ESI and crystallographic data in CIF or other electronic format see DOI: 10.1039/d1sc05429e

‡ D.-F. Y. and Z.-C. W. contributed equally.

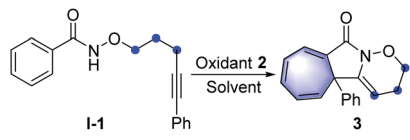
a norcaradiene or carry out a Buchner-type reaction has not yet been reported. We speculate such a protocol might be attractive as it enables the metal-free Buchner reaction without applying diazo compounds and expands the development of carbocation chemistry. Moreover, a CIC strategy might promote the construction of cyclopropanes *via* a new route not limited to the traditional name reactions such as the Simmons–Smith cyclopropanation, the Johnson–Corey–Chaykovsky reaction or the Kulinkovich reaction.⁸ Hypervalent iodine(III) reagents have attracted great attention due to their high reactivity, especially in the construction of C–N bonds.⁹ For example, nitrenoid species resulting from hypervalent iodine(III) reagents, combined with metal catalysts may undergo intramolecular C–H amination, representing a common strategy for the synthesis of highly complex nitrogen heterocyclic compounds.¹⁰ Recently, the Shi group has published a metal-free synthesis of γ -lactams using hypervalent iodine,¹¹ in which nitrenium ions were generated through the treatment of amides with iodine(III) reagents.¹² Based on our previous research on hypervalent iodine and the synthesis of nitrogen heterocyclic compounds,¹³ herein we report such nitrenium ions could be trapped by internal alkynes, thus generating alkenyl cations, which might undergo CIC reaction for the construction of Buchner-type cycloheptatrienes or cyclopropanes (Scheme 1c). Through density functional theory (DFT) calculations, we found that stabilised cationic species would be generated and the formation of the C–N bond proceeds as the key step in the transformations.

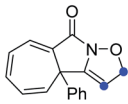
Results and discussion

Initial exploration was focused on the intramolecular amination of *N*-((5-phenylpent-4-yn-1-yl)oxy)benzamide **1-1**, which has been previously studied with respect to Rh(III)-catalysed intramolecular annulation through C–H activation, and Cu-catalysed annulations *via* a radical-mediated cascade process by groups of Park, Han and others.¹⁴ Various common oxidants (**2**) including TBHP, H₂O₂, CAN, NIS, NBS, I₂ and *m*-CPBA were initially employed in HFIP at room temperature, but no reaction occurred (Table 1, entries 1 and 2; for details see the ESI†). When PhI(OAc)₂ (PIDA) was used as the transformation promoter, the product **3** was obtained in 41% yield (Table 1, entry 3). The reaction could be accomplished even within 1 min with a yield of 69% (Table 1, entry 4). Switching to other I(III) reagents dramatically affected the efficiency of the reaction, particularly the use of PhI(OCOCF₃)₂ which gave an inferior yield (Table 1, entry 5). The fluorinated solvents were crucial for the transformation and we found TFE could efficiently promote the reaction well within 1 minute, while other solvents did not work well (Table 1, entries 6–9). Moreover, prolonging the reaction time to 12 h, **3** was slightly decomposed to give a yield of 83% (Table 1, entry 10). Of note, the use of three-carbon atom tether was vital to the reaction as the substrates with other tether lengths between the oxygen atom and the alkyne moiety did not afford the corresponding products **A**, **B** or **C**.

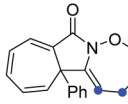
With the optimal reaction conditions in hand, the scope of this intramolecular Buchner reaction was examined. The effect

Table 1 Optimisation of reaction conditions^a

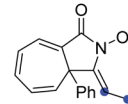
				
Entry	Oxidant 2	Solvent	Time	Yield ^b [%]
1	TBHP	HFIP	12 h	0
2	NIS	HFIP	12 h	0
3	PIDA	HFIP	30 min	41
4	PIDA	HFIP	1 min	69
5	PIFA	HFIP	1 min	40
6	PIDA	MeOH	1 min	Trace
7	PIDA	MeCN	1 min	Trace
8	PIDA	DMF	1 min	Trace
9	PIDA	TFE	1 min	87
10	PIDA	TFE	12 h	83



A (not observed)



B (not observed)

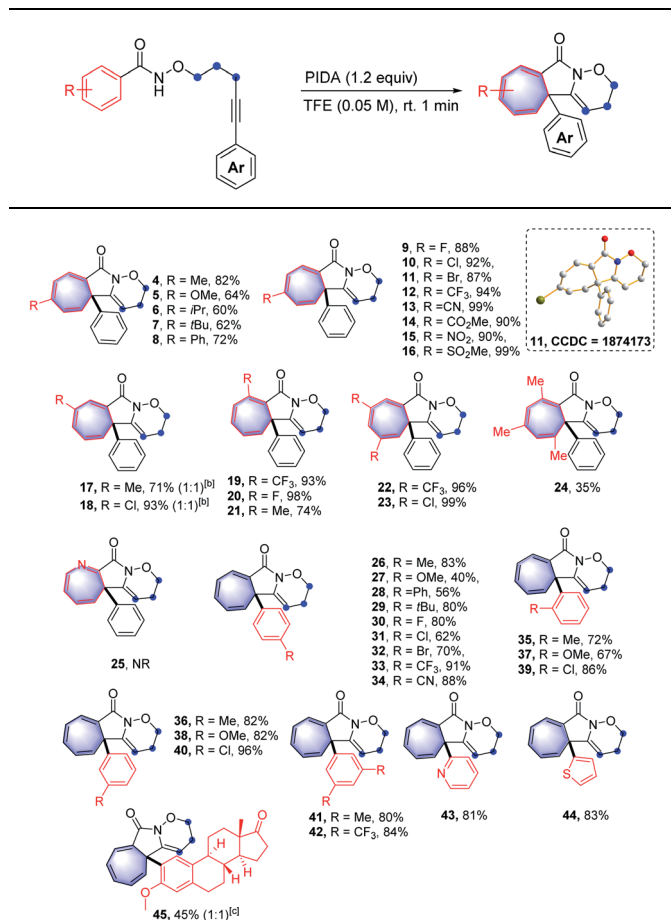


C (not reaction)

^a Reaction conditions: **1-1** (0.2 mmol, 1.0 equiv.), oxidant **2** (1.2 equiv.), solvent (4.0 mL, 0.05 M), open in air, room temperature. ^b Isolated yield. TBHP = *tert*-butyl hydroperoxide, PIDA = PhI(OAc)₂, PIFA = PhI(OCOCF₃)₂, HFIP = hexafluoro-2-propanol, TFE = trifluoroethanol, DMF = *N,N*-dimethylformamide.

of substitutions on the aromatic ring of the benzamides was first investigated. As shown in Table 2, a variety of substituents including methyl-, methoxy-, isopropyl-, *tert*-butyl-, phenyl-, trifluoromethyl-, nitro-, halogen-, cyano-, ester-, and sulfonyl-groups were compatible with the reaction system. With regard to the *para*-substituted benzamides, electron-withdrawing substituents afforded higher yields (**9–16**) compared to those bearing electron-donating groups (**4–8**), particularly the sulfonyl group gave an almost quantitative yield of **16**. The structure of **11** was further confirmed by X-ray crystallography (CCDC: 1874173). For the *meta*-substituted aromatic amides, the enantiomeric annulation products were obtained in a 1 : 1 ratio, indicating that sterics have a negligible influence on the transformation (**17** and **18**). Reactions with *ortho*-substituted benzamides proceeded smoothly to give the corresponding products (**19–21**) in good yields. The reaction also proceeded effectively for disubstituted phenyl amides and the target products (**22** and **23**) were obtained in 96% and 99% yield, respectively. This reaction system was also extended to a trimethyl-substituted benzamide proved successful, albeit with a relatively lower yield for **24**. However, the direct annulation of the heterocyclic amide did not give the product **25**, along with significant decomposition of the starting material. Next, a wide range of substituents on the phenyl group of alkyne moiety were also investigated. It was found that electron-donating and electron-withdrawing substituents were well tolerated in the reaction and the yields of the products (**26–45**) ranged from 40%



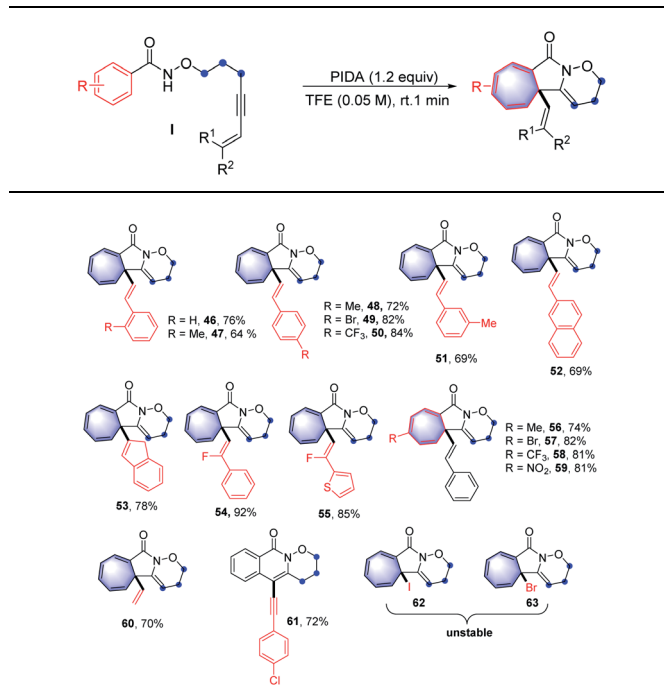
Table 2 Substrate scope of construct strained cycloheptatriene-fused lactams^a

to 96%. In general, substrates possessing the electron-withdrawing groups such as fluoro- (30), trifluoromethyl- (33) and cyano- (34) at the *para*-position of the phenyl ring led to a better performance compared to those with electron-donating groups, including methoxy- (27), phenyl- (28) and *tert*-butyl- (29). Reactions with chloro- and bromo-substituted benzamides also smoothly proceeded, to yield the corresponding products (31 and 32). Intriguingly, alkyne moieties bearing *meta*-substituted arenes were more effective than those having same substituents at the *ortho*-position of aromatic rings (36 vs. 35; 38 vs. 37 and 40 vs. 39), giving in each case higher product yields. Extension of the reaction to disubstituted reagents (41 and 42) at the 3,5-positions of the phenyl ring also proved to be successful. Furthermore, the reactions also worked well with heterocyclic substrates; benzamides bearing pyridinyl- and thiophenyl-groups reacted smoothly under the optimised conditions, affording the corresponding heterocycle-fused lactams (43 and 44) in 81% and 83% yields, respectively. Of note,

halogen-containing compounds (31, 32, 39 and 40) could be applied as potential substrates for further functionalisation. To further highlight the attractiveness of this approach, an estrone-containing substrate was subjected to this transformation and the sterically crowded tricyclic framework (45) was afforded in a moderate yield.

After investigating the scope of aromatic alkyne moieties, other conjugated substituents on the alkyne moiety were tested in the intramolecular Buchner-type reaction and the results are presented in Table 3. The reactions with conjugated ene-yne-benzamides,¹⁵ which could be easily prepared through Sonogashira cross-coupling reactions, proceeded successfully to furnish the corresponding products (46–60) in 64–92% yields. It is notable that fluorinated alkenyl-substituted groups (54 and 55) could be employed efficiently in the reaction system. Moreover, the sensitive alkene moiety remained intact under the oxidative reaction conditions, representing a remarkable feature of the reaction protocol.¹⁶ Interestingly, in the case of a diyne-containing benzamide, the corresponding product was unstable and could not be isolated, while the 1,2-oxazinane-fused isoquinolin-1(2*H*)-one product (61) was finally obtained after a period of time through a *retro*-Buchner-type reaction process. However, the benzamides containing alkynyl iodine and alkynyl bromide moieties were unfortunately not viable *via* this transformation (62 and 63), due to the rapid decomposition of the products during workup.

The cyclopropane subunit is found in more than 4000 natural isolates and 100 therapeutic agents and studies on their synthetic strategies have been further propelled¹⁷ The synthetic

Table 3 Substrate scope of conjugated ene-yne benzamides^a

^a Reaction conditions: **I** (0.2 mmol), PIDA (0.24 mmol, 1.2 equiv.), TFE (4.0 mL, 0.05 M), open in air, room temperature, 1 min, isolated yield.



preparation of cyclopropanes generally requires Simmons-Smith cyclopropanation or transition-metal-catalysed diazo decomposition/alkene insertion.⁸ Alternative preparative pathways have also been reported including Michael-initiated ring closure (MIRC) reactions and metal-catalysed cycloisomerisation of 1,6-enynes.¹⁸ A few examples of metal-catalysis systems involving in C–H activation have been developed.¹⁹ However, to the best of our knowledge, a synthetic route based on cation-induced [2 + 1] cyclisation reactions has not yet been reported. Therefore, it is particularly noteworthy that when alkenyl amides were applied as the substrates in this reaction, the above synthetic strategy could be expanded to the synthesis of cyclopropane-fused lactams under mild reaction conditions, which constitute key pharmacophores in many pharmaceuticals.²⁰

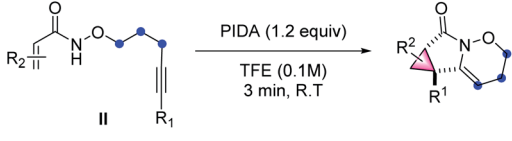
The scope and generality of alkenyl amides of the type **II** were investigated (Table 4). A variety of functional groups including methyl-, propyl-, alkenyl-, phenyl-, heterocycles, trifluoromethyl-, nitro-, halo- and ester groups were compatible with the reaction system. The products **66–71** were obtained in moderate to high yields. As for substituted cinnamamides, various functional groups were well tolerated, furnishing the corresponding products **72–80** in 55–93% yield. Particularly, the substrates containing strong electron-withdrawing groups such

as nitro- and trifluoromethyl-substituents produced **79** and **80** in good yields. Next, a wide range of substituents on the phenyl group of alkyne moiety were also investigated; the results showed that substrates possessing electron-withdrawing groups (**84**, **85**, **87**, and **89**) have a better performance compared to those with electron-donating groups (**81–83**, **86**, and **88**), and the yields of the products ranged from 61% to 93%.

Moreover, the structure of **85** was further confirmed by X-ray crystallography (CCDC: 1883915). This synthetic method is also compatible with diverse substrates decorated with various groups (**90–95**), for example, the heterocycle-containing product **90** was isolated in a 86% yield. It is worth mentioning that using 3-bromoacrylic amide led to the synthesis of **91** in 83% yield, which is not easily accessed through traditional cyclopropane synthesis strategies and leaves room for further functionalization of cyclopropane. In the cases of the enyne substrates, the transformation proceeded smoothly, thus affording the desired products **92** and **93** in 58% and 64% yields, respectively. The feasibility of extending this methodology to a dimethyl fumarate derivative was also demonstrated in a 74% yield (**94**). Impressively, the coumarin substrate gave an almost quantitative yield of pentacyclo-lactam **95**. Furthermore, the substrate derived from fucidate also provided the desired polycyclic system **96** in moderate yield.

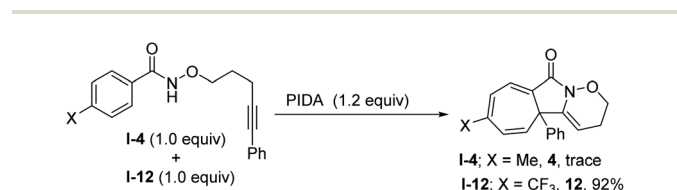
To gain some insight into the reaction mechanism, a control experiment was performed. A substituent intermolecular competition experiment with **I-4** and **I-12** was carried out and the results showed that the reaction is nucleophilic in nature (Scheme 2).

Table 4 Substrate scope of construct strained cyclopropane-fused lactams^a



Product	Yield (%)	Substituents
66	62%	R ¹ = H, R ² = H
67	83%	R ¹ = Me, R ² = H
68	52%	R ¹ = H, R ² = 2-Me
69	85%	R ¹ = Me, R ² = 2-Me
70	72%	R ¹ = H, R ² = 3-Me
71	62%	R ¹ = Me, R ² = 3-Me
72	55%	R ¹ = H, R ² = 4-F
73	55%	R ¹ = Me, R ² = 4-F
74	90%	R ¹ = H, R ² = 4-Cl
75	85%	R ¹ = Me, R ² = 4-Cl
76	93%	R ¹ = H, R ² = 4-Br
77	85%	R ¹ = Me, R ² = 4-Br
78	88%	R ¹ = H, R ² = 4-NO ₂
79	86%	R ¹ = Me, R ² = 4-NO ₂
80	91%	R ¹ = H, R ² = 4-CF ₃
81	74%	R ¹ = 2-Me, R ² = H
82	81%	R ¹ = 3-Me, R ² = H
83	61%	R ¹ = 4-Me, R ² = H
84	78%	R ¹ = 4-F, R ² = H
85	82%	R ¹ = 4-Br, R ² = H
86	69%	R ¹ = 4-Ph, R ² = H
87	93%	R ¹ = 4-CF ₃ , R ² = H
88	65%	R ¹ = 3,5-Me, R ² = H
89	91%	R ¹ = 3,5-CF ₃ , R ² = H
90	86%	R ¹ = H, R ² = 2-thienyl
91	83%	R ¹ = H, R ² = 3-bromoacryl
92	58%	R ¹ = H, R ² = 1,3-diene
93	64%	R ¹ = Me, R ² = 1,3-diene
94	74%	R ¹ = H, R ² = dimethyl fumarate
95	99%	R ¹ = H, R ² = coumarin
96	42%	R ¹ = H, R ² = fucidate

^a Reaction conditions: **II** (0.2 mmol), PIDA (0.24 mmol), TFE (2 mL), RT, air, 3 min, isolated yield.



Scheme 2 Control experiment.

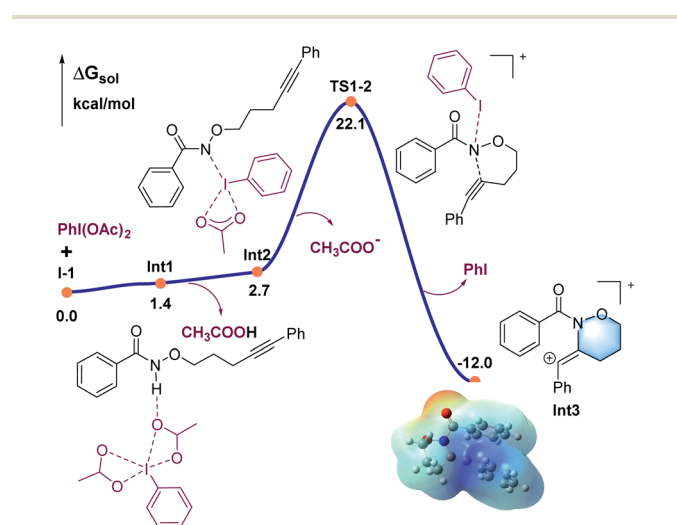


Fig. 1 Calculated energy profile for the C–N bond formation leading to the six-membered ring (in blue).

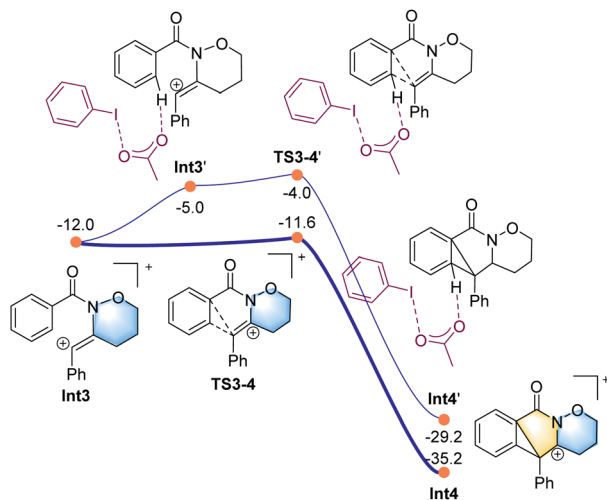


Fig. 2 Calculated energy profile for the CIC reaction leading to the five-membered ring (in yellow).

DFT calculations were carried out to better understand the mechanism using the M06-2X functional in Gaussian 09 program (Fig. 1–3).²¹ More details may be found in the ESI.† As shown in Fig. 1, benzamide **1** was chosen as the model substrate, which coordinates to $\text{PhI}(\text{OAc})_2$ to give intermediate **Int1**, followed by a rapid deprotonation process to afford the slightly endergonic species **Int2**.

All the attempts to locate the transition state of this process failed, indicating that this process should take place with low energy barrier. This is quite similar to the observations by the Shi group.¹¹ From **Int2**, the release of the acetate ligand and following C–N bond formation *via* **TS1-2** leads the reaction to a stable vinyl cation, **Int3**. A reaction energy barrier of 22.1 kcal mol⁻¹ is needed for this process, which is able to be overcome under the current reaction conditions studied. Other possible transition states corresponding to the C–H bond activation processes from **Int2** were also investigated, with all the possible transition states possessing high energy barriers, thus are not be further discussed here (see more details for the C–H bond activation transition states in the ESI, Fig. S2 and S3†).

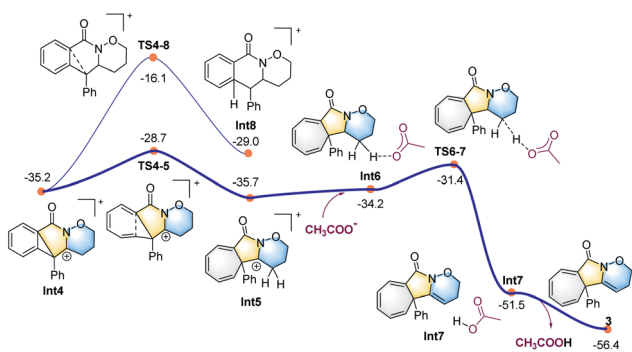


Fig. 3 Calculated energy profile for the ring expansion process leading to the seven-membered ring (in grey) and the final cycloheptatriene-fused lactams.

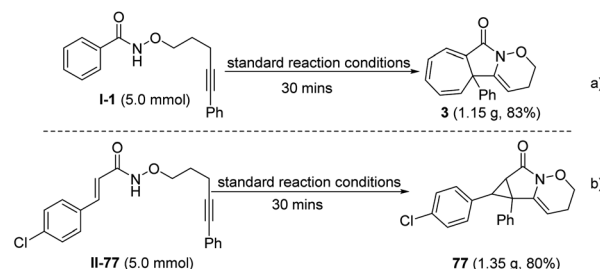
From **Int3**, the cation-induced [2 + 1] cyclisation (CIC) reaction occurs *via* transition state **TS3-4** to give rise to a strongly stabilised cationic species **Int4**, as shown in Fig. 2. This is a rapid process, with a low energy barrier of 0.4 kcal mol⁻¹. Another possible CIC transition state, **TS3-4'**, achieved in the presence of CH_3COO^- was also located, which has an energy barrier of 8.0 kcal mol⁻¹, and thus cannot compete with formation of **TS3-4**.

Finally, two possible ring re-arrangement pathways, leading to the formation of either [6,6,6]heterocycle-fused rings or [6,5,7]heterocycle-fused rings, were calculated as shown in Fig. 3. In transition state **TS4-5**, the Buchner-type ring expansion drives the reaction to the seven-membered ring intermediate **Int5**. The free energy barrier for this process is 6.5 kcal mol⁻¹, which is obviously lower than that for the formation of the [6,6,6]heterocycle-fused rings intermediate **Int8** *via* **TS4-8**. From **Int5**, the deprotonation process take place by transition state **TS6-7** leading to the formation of the [6,5,7] heterocycle-fused lactam. The overall energy barrier for this reaction process is 22.1 kcal mol⁻¹, indicating that the rate-determining transition state should be involved in the C–N bond formation process with the transition state **TS1-2**.

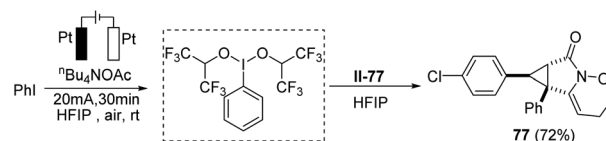
A gram-scale reaction (5.0 mmol) was also performed under the standard reaction conditions to investigate the applicability of the protocol introduced. Impressively, the cycloheptatriene product **3** and cyclopropane product **77** were obtained in 83% and 80% yields, respectively; similar to the yield of the model reaction (Scheme 3).

Moreover, to make the protocol more practical, iodobenzene was *in situ* oxidized to the corresponding hypervalent iodine reagent under electrochemical oxidation conditions, which promoted the annulation process smoothly. The results showed the efficiency and reliability of the electrochemical hypervalent iodine reagent generation (Scheme 4).

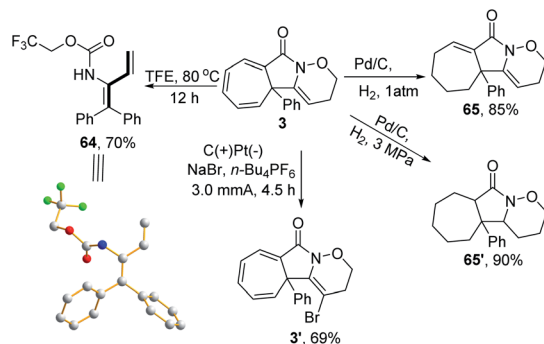
A series of follow-up synthetic transformations were also performed, focusing on product **3**. 1,3-Dienes are ubiquitous



Scheme 3 Gram-scale for the construction of **3** and **77**.

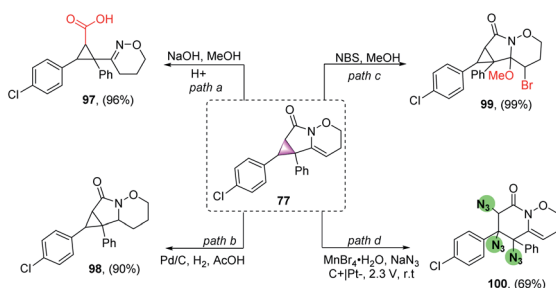


Scheme 4 The application of the electrogenerated hypervalent iodine reagent.

Scheme 5 Follow-up transformation of **3**.

a wide variety of natural products and serve as versatile building blocks to rapidly increase molecular complexity.²² Various methods have been well-established to synthesise such versatile units.²³ In this case, 1,3-diene **64** could be easily obtained from **3** with a good yield by simply increasing the reaction temperature to 80 °C in TFE under a metal-free reaction conditions, thus providing a unique reaction procedure among the well-established protocols. The structure of 1,3-diene **64** was further confirmed by X-ray crystallography (CCDC: 1911414). Moreover, the product **3** could be selectively reduced to the unsaturated carbocycle **65** in an 85% yield and thoroughly reduced to cycloheptane **65'** in a 90% yield under a constant atmosphere of 3 MPa H₂. An electrochemical oxidative clean bromination of **3** using NaBr was also performed, producing the corresponding product **3'** in a 69% yield (Scheme 5).

Furthermore, several organic transformations were performed on compound **77**. For example, **77** was hydrolysed in sodium hydroxide solution, giving a functional cyclopropanecarboxylic acid **97** in high yield, providing an effective route to such compounds (Scheme 6, path a). Meanwhile, compound **77** was reduced in the presence of Pd/C to produce **98** in a 90% yield (Scheme 6, path b). Furthermore, compound **77** reacted with NBS and MeOH to form **99** in a 99% yield (Scheme 6, path c). More importantly, it is nontrivial for three azo-groups to be introduced directly using electrochemical diazidation methods, based on cyclopropane ring-opening in the construction of two six-membered ring systems (**100**), which could not be easily achieved through traditional synthetic methods (Scheme 6, path d).

Scheme 6 Follow-up transformation of **77**.

Conclusion

In summary, we have developed, to the best of our knowledge, the first metal-free synthesis of heterocycle-fused lactams through Buchner-type reactions and the use of PIDA as promoter, applying three-carbon-atom tethered *N*-alkoxyamide as effective substrates,²⁴ thus meaning a wide range of useful seven/three-membered carbocycles can be conveniently obtained. This protocol is attractive due to the mild conditions, simple operation and extensive functional group compatibility. Moreover, the reaction is completed in a short time under an air atmosphere at room temperature, proving a rapid alternative synthetic strategy to name reactions such as Rh^{II}-catalyzed-Buchner reactions and Michael-initiated ring closures for the construction of cycloheptatrienes and cyclopropanes. DFT calculations show that cation-induced [2 + 1] cyclization (CIC) is involved in the process and the formation of C–N bond determines the critical step. Further exploration on the use of the protocol to synthesise other highly-strained fused heterocyclic compounds is ongoing in our laboratory.

Author contributions

D.-F. Y. and Z.-C. W. conceived and performed the majority experiments. R.-S. G. and G.-Y. R. performed the part of the research work. S.-F. N. and M. L. performed DFT calculations. L.-R. W. and L.-B. Z. conceived and directed the project and wrote the paper. J. S. W. polished the manuscript. All the authors discussed the results and commented on the manuscript.

Conflicts of interest

There are no conflicts to declare.

Acknowledgements

We thank Natural Science Foundation of China (21801152 and 21572110) and the Natural Science Foundation of Shandong Province (ZR2019BB005 and ZR2019MB010) for financial support. L. B. Zhang acknowledges the Hong Kong Scholars Program (XJ2020013).

Notes and references

- (a) S. P. Roche and J. A. Porco Jr, *Angew. Chem., Int. Ed.*, 2011, **50**, 4068–4093; (b) C.-X. Zhuo, W. Zhang and S.-L. You, *Angew. Chem., Int. Ed.*, 2012, **51**, 12662–12686.
- (a) C. R. Solorio-Alvarado, Y. H. Wang and A. M. Echavarren, *J. Am. Chem. Soc.*, 2011, **133**, 11952–11955; (b) Y. H. Wang, P. R. McGonigal, B. Herle, M. Besora and A. M. Echavarren, *J. Am. Chem. Soc.*, 2014, **136**, 801–809; (c) Y. H. Wang, M. E. Muratore, Z. Rong and A. M. Echavarren, *Angew. Chem., Int. Ed.*, 2014, **53**, 14022–14026; (d) S. Ferrer and A. M. Echavarren, *Angew. Chem., Int. Ed.*, 2016, **55**, 11178–11182; (e) B. Herle, P. M. Holstein and A. M. Echavarren, *ACS Catal.*, 2017, **7**, 3668–3675; (f) X. Yin, M. Mato and



- A. M. Echavarren, *Angew. Chem., Int. Ed.*, 2017, **56**, 14591–14595; (g) A. N. Bismillah, J. Sturala, B. M. Chapin, D. S. Yufit, P. Hodgkinson and P. R. McGonigal, *Chem. Sci.*, 2018, **9**, 8631–8636; (h) M. Mato, B. Herle and A. M. Echavarren, *Org. Lett.*, 2018, **20**, 4341–4345; (i) M. Mato and A. M. Echavarren, *Angew. Chem., Int. Ed.*, 2019, **58**, 2088–2092; (j) B. Frey, A. P. Wells, D. H. Rogers and L. N. Mander, *J. Am. Chem. Soc.*, 1998, **120**, 1914–1915.
- 3 (a) E. Buchner and T. Curtius, *Chem. Ber.*, 1885, **18**, 2377–2379; (b) E. Buchner, *Chem. Ber.*, 1896, **29**, 106–109.
- 4 (a) M. P. Doyle, D. G. Ene, D. C. Forbes and T. H. Pillow, *Chem. Commun.*, 1999, 1691–1692; (b) A. Padwa, D. J. Austin, A. T. Price, M. A. Semones, M. P. Doyle, M. N. Protopopova, W. R. Winchester and A. Tran, *J. Am. Chem. Soc.*, 1993, **115**, 8669–8680; (c) C. A. Merlic, A. L. Zechman and M. M. Miller, *J. Am. Chem. Soc.*, 2001, **123**, 11101–11102; (d) M. P. Doyle, W. H. Hu and D. J. Timmons, *Org. Lett.*, 2001, **3**, 933–935; (e) M. P. Doyle and I. M. Phillips, *Tetrahedron Lett.*, 2001, **42**, 3155–3158; (f) A. R. Maguire, P. O'Leary, F. Harrington, S. E. Lawrence and A. J. Blake, *J. Org. Chem.*, 2001, **66**, 7166–7177; (g) J. L. Kane, K. M. Shea, A. L. Crombie and R. L. Danheiser, *Org. Lett.*, 2011, **3**, 1081–1084; (h) T. Sugimura, Y. Sato, C. Y. Im and T. Okuyama, *Org. Lett.*, 2004, **6**, 4439–4442; (i) P. Panne and J. M. Fox, *J. Am. Chem. Soc.*, 2007, **129**, 22–23; (j) S.-Y. Mo and J.-X. Xu, *ChemCatChem*, 2014, **6**, 1679–1683; (k) J. Liu, J.-Z. Tu, Z.-H. Yang, C.-U. Park and J.-X. Xu, *Tetrahedron*, 2017, **73**, 4616–4626; (l) S.-Y. Mo, X.-H. Li and J.-X. Xu, *J. Org. Chem.*, 2014, **79**, 9186–9195; (m) D. C. Crowley, D. Lynch and A. R. Maguire, *J. Org. Chem.*, 2018, **83**, 3794–3805; (n) M. Esther Morilla, M. Mar Díaz-Requejo, T. R. Belderrain, M. Carmen Nicasio, S. Trofimenko and P. J. Pérez, *Organometallics*, 2004, **23**, 293–295; (o) S. E. Reisman, R. R. Nani and S. Levin, *Synlett*, 2011, **17**, 2437–2442.
- 5 (a) B. R. Galan, M. Gembicky, P. M. Dominiak, J. B. Keister and S. T. Diver, *J. Am. Chem. Soc.*, 2005, **127**, 15702–15703; (b) N. P. T. Thanh, M. Tone, H. Inoue, I. Fujisawa and S. Iwasa, *Chem. Commun.*, 2019, **55**, 13398–13401; (c) H.-X. Wang, C.-Y. Zhou and C.-M. Che, *Adv. Synth. Catal.*, 2017, **359**, 2253–2258; (d) H. Nakayama, S. Harada, M. Kono and T. Nemoto, *J. Am. Chem. Soc.*, 2017, **139**, 10188–10191; (e) N. Komine, J. A. Flores, K. Pal, K. G. Caulton and D. J. Mindiola, *Organometallics*, 2013, **32**, 3185–3191; (f) M. R. Fructos, M. Besora, A. A. C. Braga, M. Mar Díaz-Requejo, F. Maseras and P. J. Pérez, *Organometallics*, 2017, **36**, 172–179; (g) M. R. Fructos, T. R. Belderrain, P. d. Fremont, N. M. Scott, S. P. Nolan, M. M. Díaz-Requejo and P. J. Pérez, *Angew. Chem., Int. Ed.*, 2005, **44**, 5284–5288; (h) M. Mato, C. García-Morales and A. M. Echavarren, *ChemCatChem*, 2019, **11**, 53–72.
- 6 Z. X. Liu, H. C. Tan, L. Wang, T. R. Fu, Y. Xia, Y. Zhang and J. B. Wang, *Angew. Chem., Int. Ed.*, 2015, **54**, 3056–3060.
- 7 (a) R. R. Naredla and D. A. Klumpp, *Chem. Rev.*, 2013, **113**, 6905; (b) M. Saunders and H. A. Jimenez-Vazquez, *Chem. Rev.*, 1991, **91**, 375–397.
- 8 (a) H. E. Simmons and R. D. Smith, *J. Am. Chem. Soc.*, 1958, **80**, 5323–5324; (b) H. E. Simmons, T. L. Cairns, S. A. Vladuchick and C. M. Hoiness, *Org. React.*, 2011, **20**, 1–131; (c) A. B. Charette and A. Beauchemin, *Org. React.*, 2001, 1–415; (d) H. Shitama and T. Katsuki, *Angew. Chem., Int. Ed.*, 2008, **47**, 2450–2453; (e) A. W. Johnson and R. B. LaCount, *J. Am. Chem. Soc.*, 1961, **83**, 417–423; (f) E. J. Corey and M. Chaykovsky, *J. Am. Chem. Soc.*, 1965, **87**, 1353–1364; (g) C. R. Johnson and C. W. Schroeck, *J. Am. Chem. Soc.*, 1968, **90**, 6852–6854; (h) A.-H. Li, L.-X. Dai and V. K. Aggarwal, *Chem. Rev.*, 1997, **97**, 2341–2372; (i) O. G. Kulinkovich, S. V. Sviridov, D. A. Vasilevskii and T. S. Pritytskaya, *Zh. Org. Khim.*, 1989, **25**, 2244; (j) O. G. Kulinkovich and A. de Meijere, *Chem. Rev.*, 2000, **100**, 2789–2834.
- 9 (a) V. V. Zhdankin and P. J. Stang, *Chem. Rev.*, 2008, **108**, 5299–5358; (b) J. L. Roizen, M. E. Harvey and J. Du Bois, *Acc. Chem. Res.*, 2012, **45**, 911–922; (c) X. Wang and A. Studer, *Acc. Chem. Res.*, 2017, **50**, 1712–1724; (d) R. Giri, X. Chen and J.-Q. Yu, *Angew. Chem., Int. Ed.*, 2005, **44**, 2112–2115; (e) Y. F. Li, D. P. Hari, M. V. Vita and J. Waser, *Angew. Chem., Int. Ed.*, 2016, **55**, 4436–4454; (f) S. H. Cho, J. Yoon and S. Chang, *J. Am. Chem. Soc.*, 2011, **133**, 5996–6005; (g) T.-S. Mei, D. Leow, H. Xiao, B. N. Laforteza and J.-Q. Yu, *Org. Lett.*, 2013, **15**, 3058–3061; (h) A. K. Cook and M. S. Sanford, *J. Am. Chem. Soc.*, 2015, **137**, 3109–3118.
- 10 (a) G. Dequierez, V. Pons and P. Dauban, *Angew. Chem., Int. Ed.*, 2012, **51**, 7384–7395; (b) Y. Cui and C. He, *Angew. Chem., Int. Ed.*, 2004, **43**, 4210–4212; (c) J. L. Roizen, D. N. Zalatan and J. Du Bois, *Angew. Chem., Int. Ed.*, 2013, **52**, 11343–11346; (d) F. Xie, Z. S. Qi and X. W. Li, *Angew. Chem., Int. Ed.*, 2013, **52**, 11862–11866.
- 11 C. D. Zhu, Y. Liang, X. Hong, H. Q. Sun, W.-Y. Sun, K. N. Houk and Z. Z. Shi, *J. Am. Chem. Soc.*, 2015, **137**, 7564–7567.
- 12 (a) A. P. Antonchick, R. Samanta, K. Kulikov and J. Lategahn, *Angew. Chem., Int. Ed.*, 2011, **50**, 8605–8608; (b) S. Manna, K. Matcha and A. P. Antonchick, *Angew. Chem., Int. Ed.*, 2014, **53**, 8163–8166.
- 13 (a) Y. Wang, C. Chen, J. Peng and M. Li, *Angew. Chem., Int. Ed.*, 2013, **52**, 5323–5327; (b) W. S. Guo, H. Gong, Y. A. Zhang, L. R. Wen and M. Li, *Org. Lett.*, 2018, **20**, 6394–6397; (c) L. B. Zhang, X. Q. Hao, S. K. Zhang, Z. J. Liu, X. X. Zheng, J. F. Gong, J. L. Niu and M. P. Song, *Angew. Chem., Int. Ed.*, 2015, **54**, 272–275; (d) L. B. Zhang, M. H. Zhu, S. F. Ni, L. R. Wen and M. Li, *ACS Catal.*, 2019, **9**, 1680–1685.
- 14 (a) X. X. Xu, Y. Liu and C. M. Park, *Angew. Chem., Int. Ed.*, 2012, **51**, 9372–9376; (b) F. Chen, S. Q. Lai, F. F. Zhu, Q. Meng, Y. Jiang, W. Yu and B. Han, *ACS Catal.*, 2018, **8**, 8925–8931; (c) G. Shan, J. Flegel, H. Li, C. Merten, S. Ziegler, A. P. Antonchick and H. Waldmann, *Angew. Chem., Int. Ed.*, 2018, **57**, 14250–14254; (d) L. Song, X. Zhang, X. Tang, L. V. Meervelt, J. Van der Eycken, J. N. Harvey and E. V. Van der Eycken, *Chem. Sci.*, 2020, **11**, 11562–11569.



- 15 (a) Y. M. Huang, J. del Pozo, S. Torker and A. H. Hoveyda, *J. Am. Chem. Soc.*, 2018, **140**, 2643–2655; (b) D. J. Burns, D. Best, M. D. Wiczyzasty and H. W. Lam, *Angew. Chem., Int. Ed.*, 2015, **54**, 9958–9962; (c) F. D. Hu, Y. Xia, C. Ma, Y. Zhang and J. B. Wang, *Org. Lett.*, 2014, **16**, 4082–4085.
- 16 (a) S. V. Kohlhepp and T. Gulder, *Chem. Soc. Rev.*, 2016, **45**, 6270–6288; (b) H. Chen, A. Kaga and S. Chiba, *Org. Lett.*, 2014, **16**, 6136–6139; (c) U. Farid and T. Wirth, *Angew. Chem., Int. Ed.*, 2012, **51**, 3462–3465.
- 17 H. Lebel, J.-F. Marcoux, C. Molinaro and A. B. Charette, *Chem. Rev.*, 2003, **103**, 977–1050.
- 18 (a) X.-L. Sun and Y. Tang, *Acc. Chem. Res.*, 2008, **41**, 937–948; (b) Y. Oonishi, Y. Kitano and Y. Sato, *Angew. Chem., Int. Ed.*, 2012, **51**, 7305–7308; (c) C. Mukai, Y. Ohta, Y. Oura, Y. Kawaguchi and F. Inagaki, *J. Am. Chem. Soc.*, 2012, **134**, 19580–19583.
- 19 (a) P. M. Holstein, D. Dailler, J. Vantourout, J. Shaya, A. Millet and O. Baudoin, *Angew. Chem., Int. Ed.*, 2016, **55**, 2805–2809; (b) J. Pedroni and N. Cramer, *Angew. Chem., Int. Ed.*, 2015, **54**, 11826–11829; (c) K. S. L. Chan, H.-Y. Fu and J.-Q. Yu, *J. Am. Chem. Soc.*, 2015, **137**, 2042–2046; (d) C. W. Liskey and J. F. Hartwig, *J. Am. Chem. Soc.*, 2013, **135**, 3375–3378; (e) Z.-Z. Zhang, Y.-Q. Han, B.-B. Zhan, S. Wang and B.-F. Shi, *Angew. Chem., Int. Ed.*, 2017, **56**, 13145–13149.
- 20 (a) J. W. Epstein, H. J. Brabander, W. J. Fanshawe, C. M. Hofmann, T. C. McKenzie, S. R. Safir, A. C. Osterberg, D. B. Cosulich and F. M. Lovell, *J. Med. Chem.*, 1981, **24**, 481–490; (b) B. R. Bacon, S. C. Gordon, E. Lawitz, P. Marcellin, J. M. Vierling, S. Zeuzem, F. Poordad, Z. D. Goodman, H. L. Sings, N. Boparai, M. Burroughs, C. A. Brass, J. K. Albrecht and R. Esteban, *N. Engl. J. Med.*, 2011, **364**, 1207–1217; (c) F. Micheli, P. Cavanni, D. Andreotti, R. Arban, R. Benedetti, B. Bertani, M. Bettati, L. Bettelini, G. Bonanomi, S. Braggio, R. Carletti, A. Checchia, M. Corsi, E. Fazzolari, S. Fontana, C. Marchioro, E. Merlo-Pich, M. Negri, B. Oliosi, E. Ratti, K. D. Read, M. Roscic, I. Sartori, S. Spada, G. Tedesco, L. Tarsi, S. Terreni, F. Visentini, A. Zocchi, L. Zonzini and R. Di Fabio, *J. Med. Chem.*, 2010, **53**, 4989–5001.
- 21 M. J. Frisch, G. W. Trucks, H. B. Schlegel, G. E. Scuseria, M. A. Robb, J. R. Cheeseman, G. Scalmani, V. Barone, B. Mennucci, G. A. Petersson, H. Nakatsuji, M. Caricato, X. Li, H. P. Hratchian, A. F. Izmaylov, J. Bloino, G. Zheng, J. L. Sonnenberg, M. Hada, M. Ehara, K. Toyota, R. Fukuda, J. Hasegawa, M. Ishida, T. Nakajima, Y. Honda, O. Kitao, H. Nakai, T. Vreven, J. A. Montgomery, Jr., J. E. Peralta, F. Ogliaro, M. Bearpark, J. J. Heyd, E. Brothers, K. N. Kudin, V. N. Staroverov, T. Keith, R. Kobayashi, J. Normand, K. Raghavachari, A. Rendell, J. C. Burant, S. S. Iyengar, J. Tomasi, M. Cossi, N. Rega, J. M. Millam, M. Klene, J. E. Knox, J. B. Cross, V. Bakken, C. Adamo, J. Jaramillo, R. Gomperts, R. E. Stratmann, O. Yazyev, A. J. Austin, R. Cammi, C. Pomelli, J. W. Ochterski, R. L. Martin, K. Morokuma, V. G. Zakrzewski, G. A. Voth, P. Salvador, J. J. Dannenberg, S. Dapprich, A. D. Daniels, O. Farkas, J. B. Foresman, J. V. Ortiz, J. Cioslowski, and D. J. Fox, Gaussian, Inc., Wallingford CT, 2013.
- 22 E. McNeill and T. Ritter, *Acc. Chem. Res.*, 2015, **48**, 2330–2343.
- 23 M. D. Paolis, I. Chataigner and J. Maddaluno, *Top. Curr. Chem.*, 2012, **327**, 87–146.
- 24 L. B. Zhang, R. S. Geng, L. R. Wen, G. Y. Ren and M. Li, *China Pat.*, CN, 109369672A, 2019.

